



US0D1011327S

(12) **United States Design Patent**
Uusitupa

(10) **Patent No.:** **US D1,011,327 S**

(45) **Date of Patent:** **** Jan. 16, 2024**

(54) **ANTENNA**

(71) Applicant: **Avery Dennison Retail Information Services LLC**, Mentor, OH (US)

(72) Inventor: **Tero Uusitupa**, Helsinki (FI)

(73) Assignee: **Avery Dennison Retail Information Services LLC**, Mentor, OH (US)

(**) Term: **15 Years**

(21) Appl. No.: **29/824,877**

(22) Filed: **Jan. 27, 2022**

(51) **LOC (14) Cl.** **14-03**

(52) **U.S. Cl.**
USPC **D14/230**

(58) **Field of Classification Search**
USPC D14/230, 231–240, 238.1, 299, 343, 489,
D14/492, 138, 135; D13/182;
D12/42–43
CPC H01Q 7/00; H01Q 13/10; H01Q 9/285;
H01Q 19/30; H01Q 1/36; H01Q 1/38;
H05K 11/00; G05D 1/0234; G06K
19/07749; G01R 29/10; G01S 2013/0245;
G01S 2013/0254; G01S 2013/0263; G01S
7/4026

See application file for complete search history.

(56) **References Cited**

U.S. PATENT DOCUMENTS

D671,097 S * 11/2012 Mi D14/230
D708,171 S * 7/2014 Forster D14/230
D719,936 S * 12/2014 Forster D14/230

D812,596 S * 3/2018 Lellici D14/230
D814,448 S * 4/2018 Montgomery D14/230
D840,984 S * 2/2019 Howard D14/230
D911,318 S * 2/2021 Atojoko D14/230
D917,436 S * 4/2021 Forster D14/230
D926,167 S * 7/2021 Forster D14/230
D952,614 S * 5/2022 Atojoko D14/230
D992,538 S * 7/2023 Moradi D14/230

FOREIGN PATENT DOCUMENTS

CN 306402434 * 3/2021
CN 307491320 * 8/2022
CN 307491320 S 8/2022
CN 307791320 * 8/2022
CN 307698611 * 11/2022

OTHER PUBLICATIONS

Avery Dennison, “AD-370u7 Uhf Rfid...”, available at atlasrfidstore.com, date published 2015, site visited Aug. 9, 2023, available at URL: <https://www.atlasrfidstore.com/avery-dennison-ad-370u7-uhf-rfid-dry-inlay-nxp-ucode-7/> (Year: 2015).*

* cited by examiner

Primary Examiner — Daniel J Domino

Assistant Examiner — Samina Vieth

(57) **CLAIM**

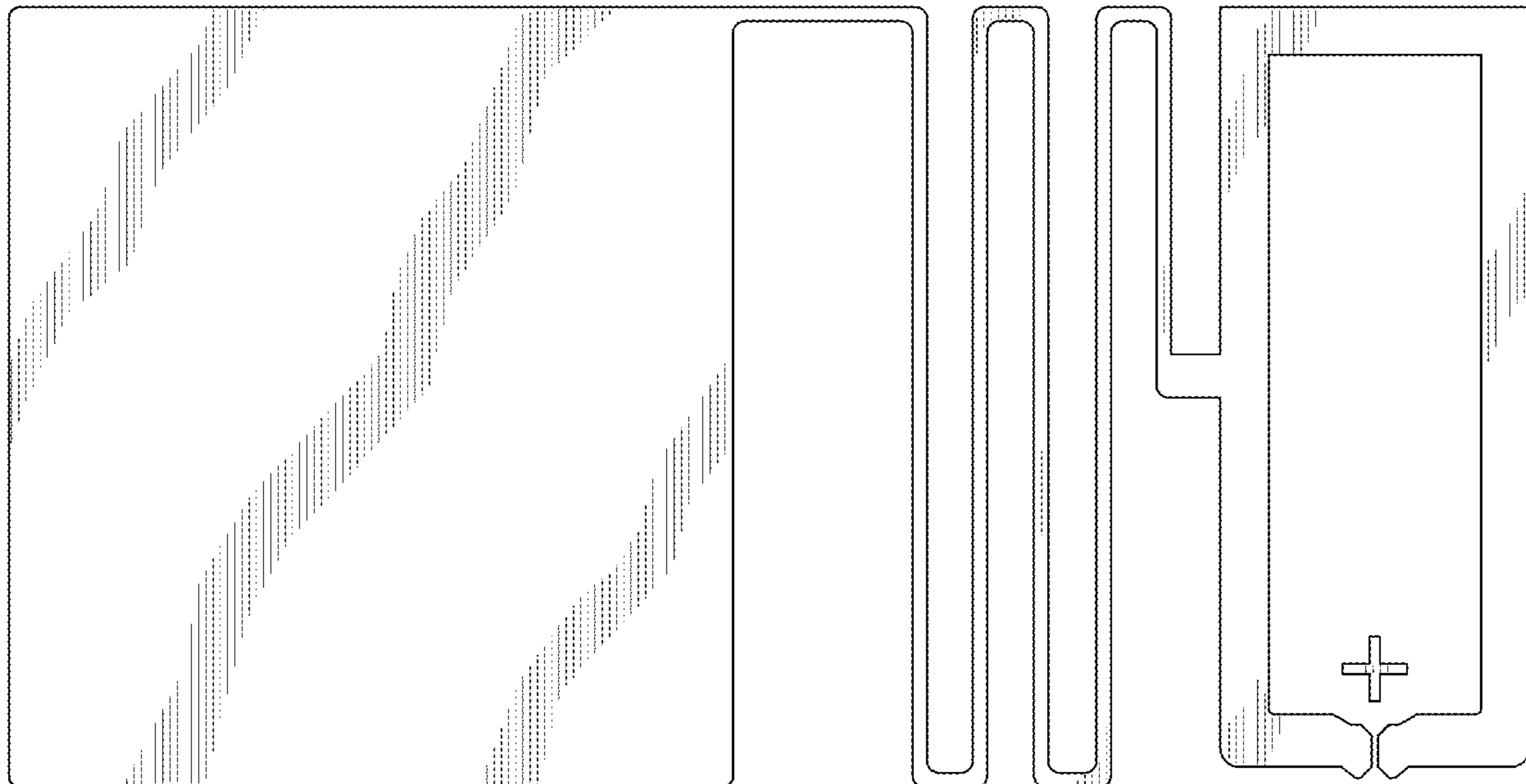
The ornamental design for an antenna, as shown and described.

DESCRIPTION

FIG. 1 is an isometric view of an antenna showing the design; and,

FIG. 2 is a top plan view thereof.

1 Claim, 2 Drawing Sheets



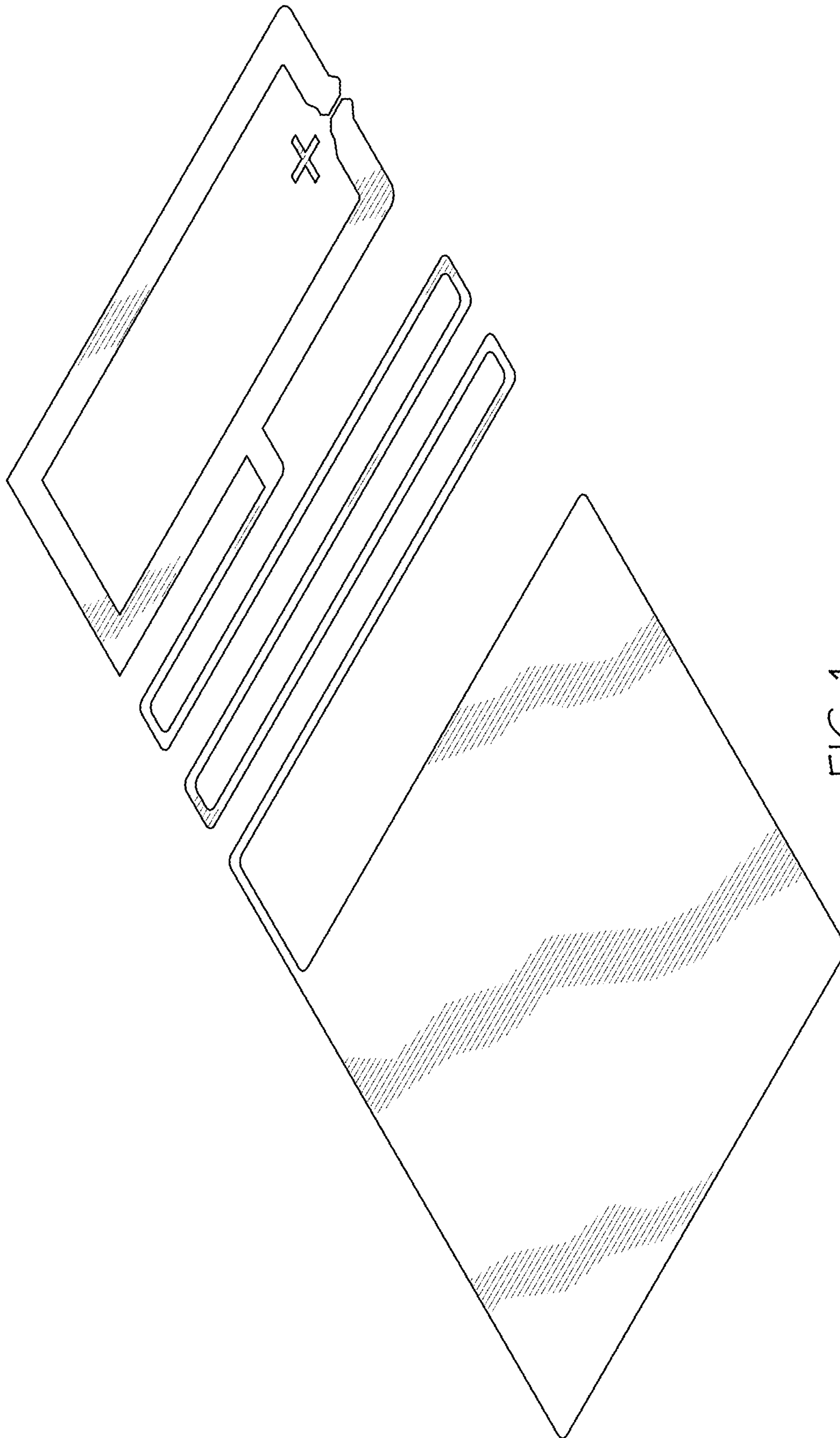


FIG. 1




FIG. 2