



US0D1010062S

(12) **United States Design Patent** (10) **Patent No.:** **US D1,010,062 S**
Pang (45) **Date of Patent:** **** Jan. 2, 2024**

(54) **ELECTRIC FLY-SWATTER**
(71) Applicant: **Shenzhen Riitek Ecommerce Co., LTD.**, Shenzhen (CN)
(72) Inventor: **Xianyong Pang**, Shenzhen (CN)
(73) Assignee: **Shenzhen Riitek Ecommerce Co., LTD.**, Shenzhen (CN)
(**) Term: **15 Years**
(21) Appl. No.: **29/764,852**
(22) Filed: **Jan. 4, 2021**
(51) **LOC (14) Cl.** **22-06**
(52) **U.S. Cl.**
USPC **D22/124**
(58) **Field of Classification Search**
USPC D22/138-139, 122-124; D10/120-121; D21/725, 729, 731; D3/1-3; D30/127-130; D23/370
CPC A01M 1/023; A01M 1/223; A01M 1/106; A01M 2200/012; A01M 29/12; A01M 29/16; A01M 29/34; A01M 29/28; A01M 31/008; A01M 1/145; A01M 1/026; A01M 1/2011; A01M 29/00; A01M 1/08; A01M 1/04; A01M 3/00; A01M 3/02; A01M 3/025; A01M 1/02; A01M 1/10; A01M 1/14; A01M 1/2016; A01M 2200/01; A01M 2200/011; A63B 49/00; A63B 59/80; A63B 60/06; A63B 60/08; A63B 60/10; A63B 60/16; A63B 49/02; A63B 49/10; A63B 53/14; A63B 49/08; A63B 9/12; C25B 11/043; C25B 9/17; Y02A 50/30; Y02A 50/371; B08B 1/005; F21V 21/0824; F21W 2131/109; B65D 43/14; B65D 43/26; B65D 43/06; B65D 43/32

See application file for complete search history.

(56) **References Cited**
U.S. PATENT DOCUMENTS
3,917,267 A * 11/1975 McGrath A63B 51/08
47 /730

(Continued)

FOREIGN PATENT DOCUMENTS

CN 201830461425.1 * 8/2018
CN 202030742649.7 * 12/2020

OTHER PUBLICATIONS

Mafiti Electric Fly Swatter, posted May 8, 2020 [online], [retrieved Nov. 4, 2020]. Retrieved from internet, [https://www.amazon.co.uk/mafiti-Electric-Swatter-Outdoor-Indoor/dp/B088BKGWFS?pd_rd_w=j9pjj&pf_rd_p=92831\(Date: 2022\) \(Year: 2020\).*](https://www.amazon.co.uk/mafiti-Electric-Swatter-Outdoor-Indoor/dp/B088BKGWFS?pd_rd_w=j9pjj&pf_rd_p=92831(Date: 2022) (Year: 2020).*)

(Continued)

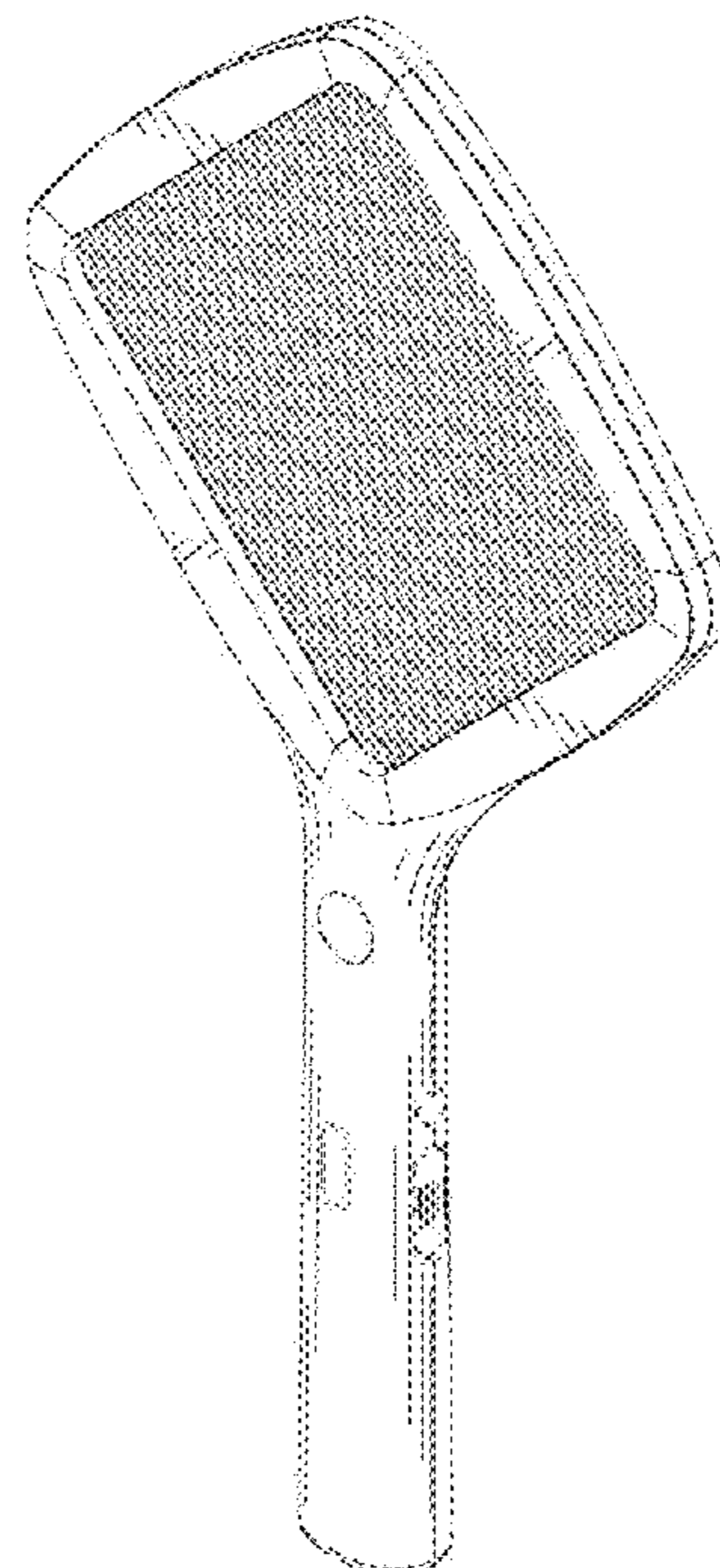
Primary Examiner — Christian P. McLean
Assistant Examiner — Kristopher Michael Blechschmidt
(74) *Attorney, Agent, or Firm* — Raymond Y. Chan;
David and Raymond Patent Firm
(57) **CLAIM**

The ornamental design for an electric fly-swatter, as shown and described.

DESCRIPTION

FIG. 1 is a perspective view of an electric fly-swatter showing my new design.
FIG. 2 is a rear view of the electric fly-swatter.
FIG. 3 is a left view of the electric fly-swatter.
FIG. 4 is a front view of the electric fly-swatter.
FIG. 5 is a right view of the electric fly-swatter.
FIG. 6 is a top view of the electric fly-swatter; and,
FIG. 7 is a bottom view of the electric fly-swatter.

1 Claim, 7 Drawing Sheets



(56)

References Cited

U.S. PATENT DOCUMENTS

5,519,963 A * 5/1996 Shih A01M 1/223
43/112
5,533,298 A * 7/1996 Teng A01M 3/025
43/112
6,105,306 A * 8/2000 Teng A01M 1/223
43/112
D712,004 S * 8/2014 Palmer D22/124
9,132,322 B1 * 9/2015 Coley A63B 51/08
9,661,838 B1 * 5/2017 Ho A01M 19/00
D807,984 S * 1/2018 Borovicka D22/124
D949,282 S * 4/2022 Winston D22/124
2021/0274768 A1 * 9/2021 Jin A01M 1/04

OTHER PUBLICATIONS

Must Have!, posted May 30, 2021 [online], [retrieved Nov. 4, 2022].
Retrieved from internet, https://www.amazon.com/dp/B095GR77HM/ref=sspa_dk_detail_5?pf_rd_p=dd2c6db7-6626-466d-bf04-9570e69a7df0&pf_rd_r=2VEJ (Date:2020) (Year: 2021).*

Top 2021 New mafiti fly swatter, posted Jun. 4, 2021 [online],
[retrieved Nov. 4, 2022]. Retrieved from internet, <https://www.youtube.com/watch?v=5suWB9qkaGA> (Date:2022) (Year: 2021).*

* cited by examiner

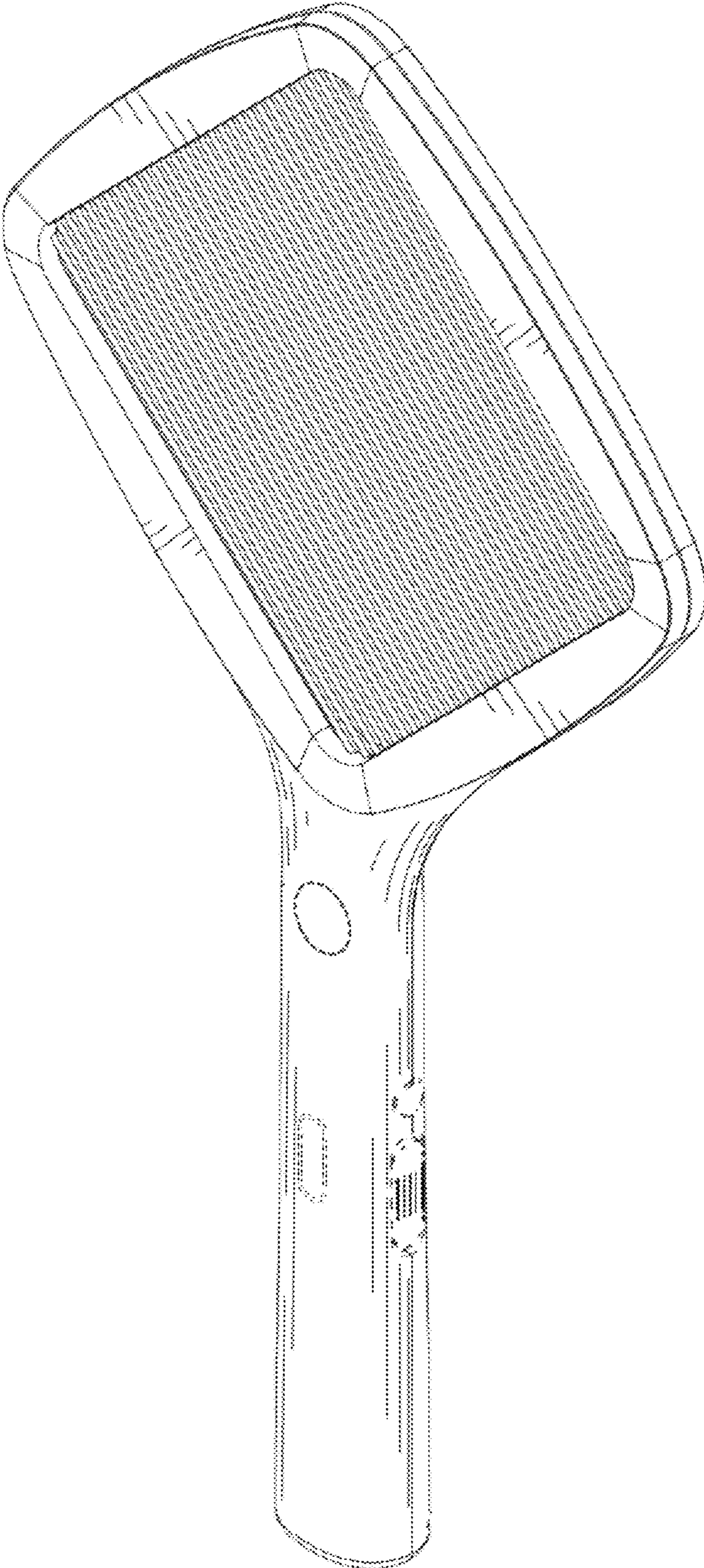


FIG. 1

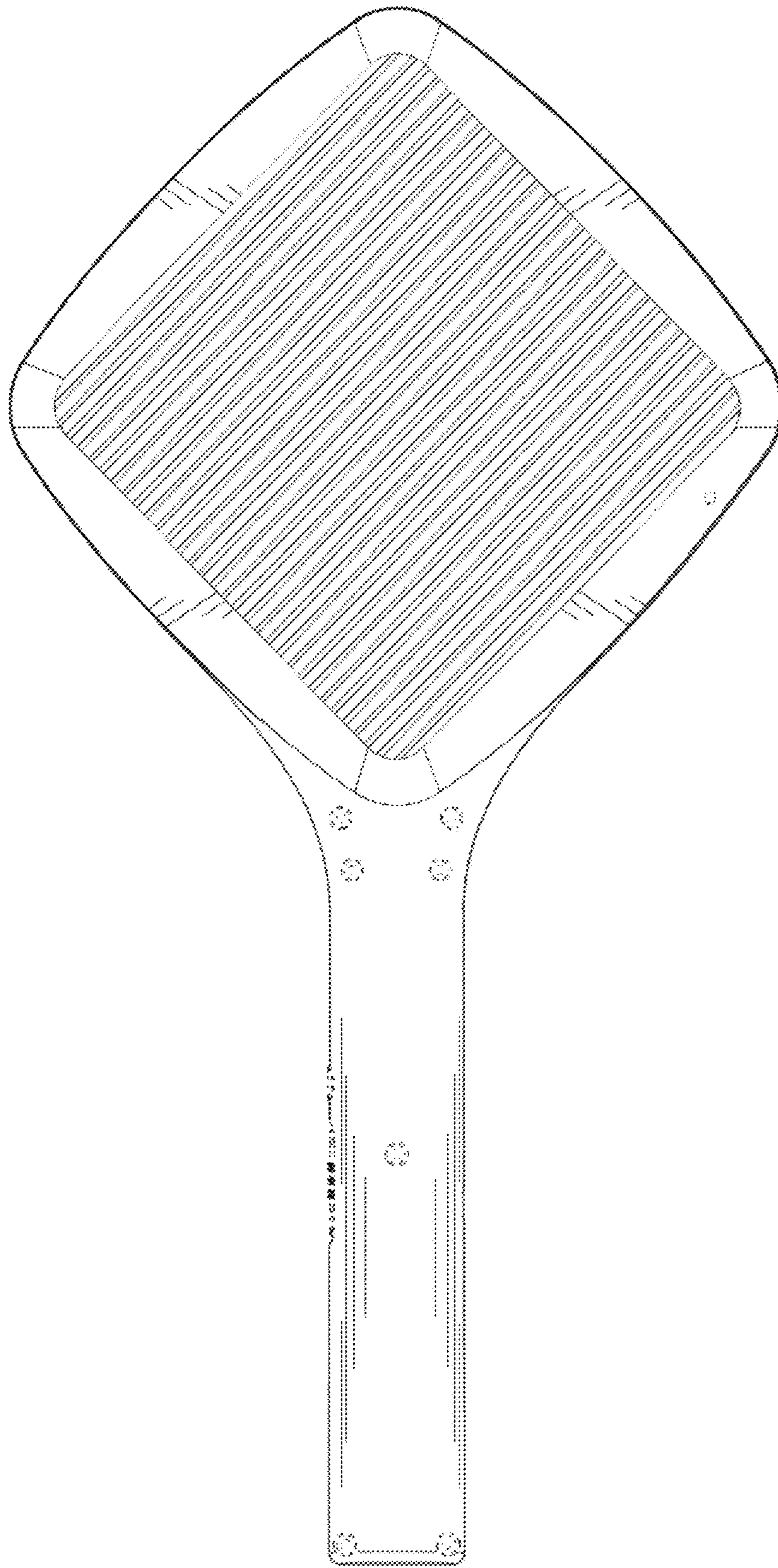


FIG. 2

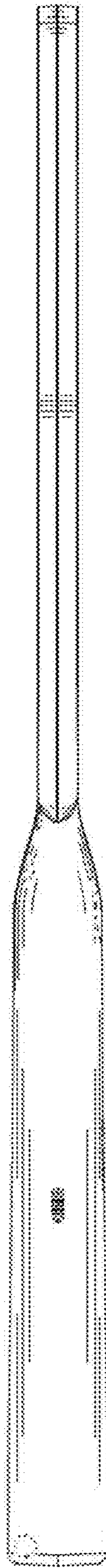


FIG. 3

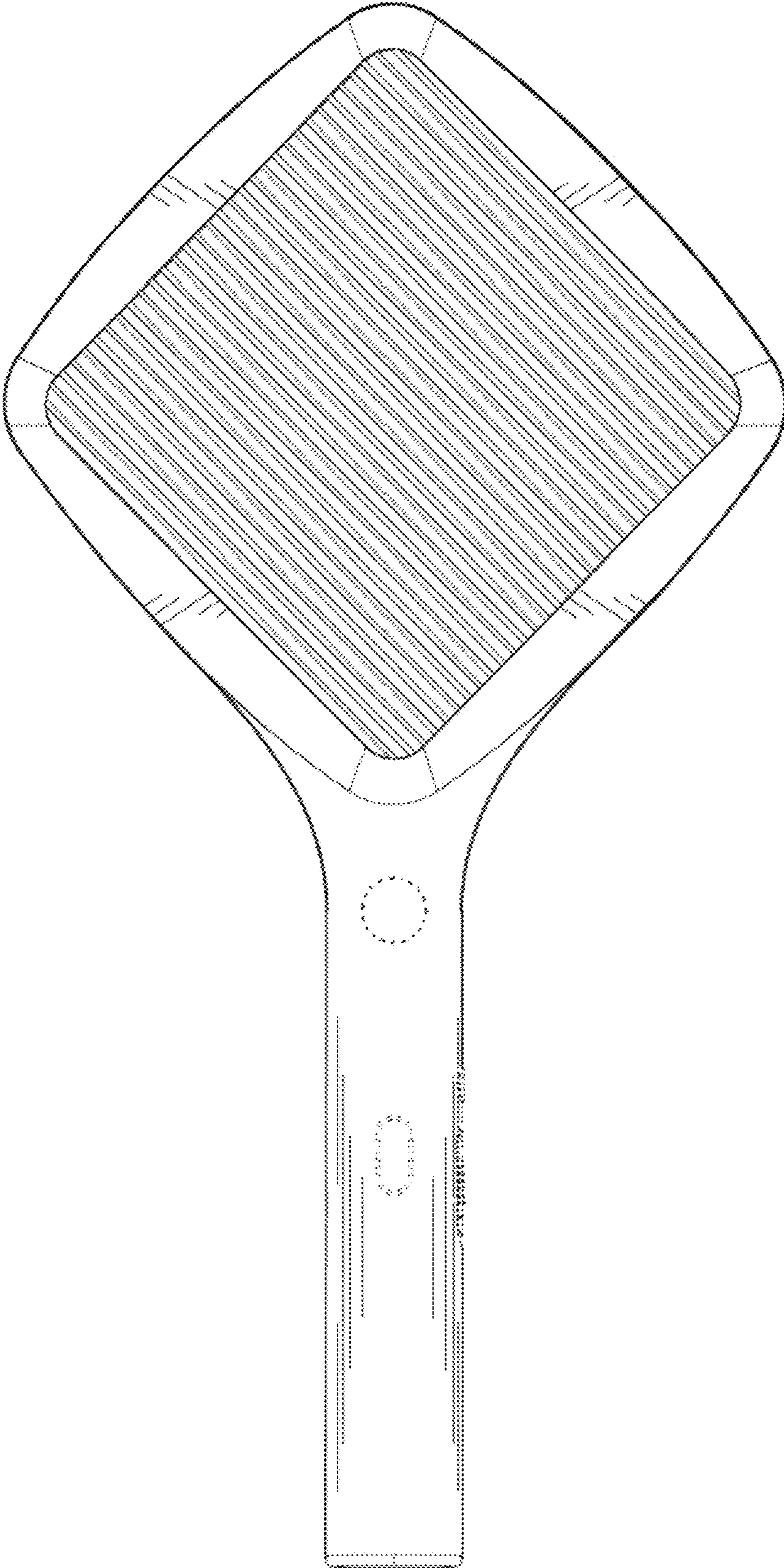


FIG. 4

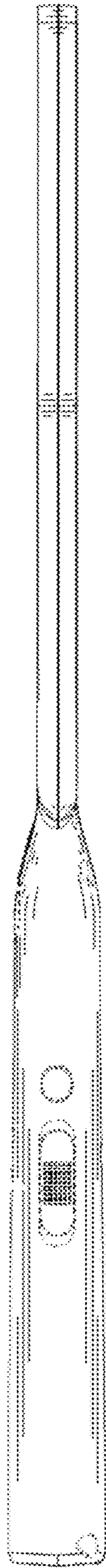


FIG. 5

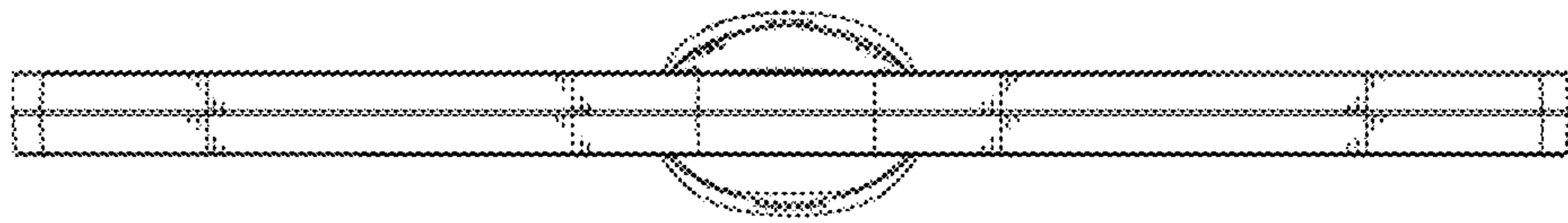


FIG. 6

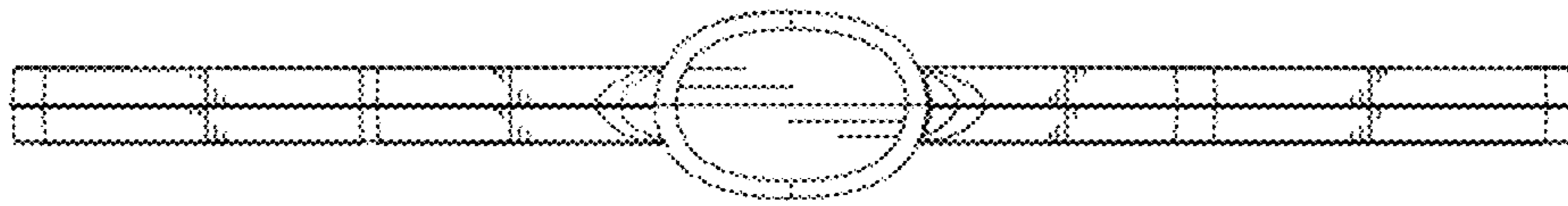


FIG. 7