



US0D1010041S

(12) **United States Design Patent**  
**Cyrulik**

(10) **Patent No.: US D1,010,041 S**  
(45) **Date of Patent: \*\* Jan. 2, 2024**

(54) **HEAD FOR A GOLF CLUB**

(71) Applicant: **SUMITOMO RUBBER INDUSTRIES, LTD.**, Kobe (JP)  
(72) Inventor: **Darius Cyrulik**, Huntington Beach, CA (US)  
(73) Assignee: **SUMITOMO RUBBER INDUSTRIES, LTD.**, Kobe (JP)

(\*\*) Term: **15 Years**

(21) Appl. No.: **29/830,785**

(22) Filed: **Mar. 15, 2022**

(51) **LOC (14) Cl.** ..... **21-02**

(52) **U.S. Cl.**  
USPC ..... **D21/752**

(58) **Field of Classification Search**  
USPC ..... D21/759, 789, 747, 750, 752, 733, 736  
CPC ..... A63B 53/00; A63B 53/02; A63B 53/047;  
A63B 53/0475; A63B 2053/0479; A63B  
2053/0483; A63B 2053/0445; A63B  
60/00; A63B 60/46

See application file for complete search history.

(56) **References Cited**

**U.S. PATENT DOCUMENTS**

D433,073 S *	10/2000	Sodano	.....	D21/752
D574,048 S *	7/2008	Kadoya	.....	D21/759
D596,252 S *	7/2009	Jertson	.....	D21/752
D604,376 S *	11/2009	Darley	.....	D21/752
D638,896 S *	5/2011	Schweigert	.....	D21/759
D801,463 S *	10/2017	Kim	.....	D21/759
D812,165 S *	3/2018	Kitching, Jr.	.....	D21/752
2008/0171612 A1 *	7/2008	Serrano	.....	A63B 53/0466 473/282
2009/0156329 A1 *	6/2009	De La Cruz	.....	A63B 53/0466 473/345
2013/0150176 A1 *	6/2013	Takechi	.....	A63B 60/52 473/324

**FOREIGN PATENT DOCUMENTS**

JP 1671888 S 11/2020

**OTHER PUBLICATIONS**

Money lub driver, announced 215[online], [site visited May 25, 2023]. Available on internet, URL:https://www.amazon.com/Money-Club-Driver-Forgiving-Graphite/dp/B07PXY7XZ9/ref (Year: 2015).\*

\* cited by examiner

*Primary Examiner* — Khawaja Anwar

*Assistant Examiner* — Julice Seung Eun Oum

(74) *Attorney, Agent, or Firm* — Birch, Stewart, Kolasch & Birch, LLP

(57) **CLAIM**

The ornamental design for a head for a golf club, as shown and described.

**DESCRIPTION**

FIG. 1 is a first perspective view of a head for a golf club showing my new design;

FIG. 2 is a second perspective view thereof;

FIG. 3 is a front view thereof;

FIG. 4 is a left side view thereof;

FIG. 5 is a right side view thereof;

FIG. 6 is a top view thereof; and,

FIG. 7 is a bottom view thereof.

The dash-dash broken lines in the drawings depict portions of the head for a golf club that form no part of the claimed design. The dot-dash broken lines define the bounds of the claimed design and form no part thereof. The light grey areas shown in the drawings within the dot-dash broken lines and dash-dash broken lines are not part of the claimed design.

**1 Claim, 6 Drawing Sheets**


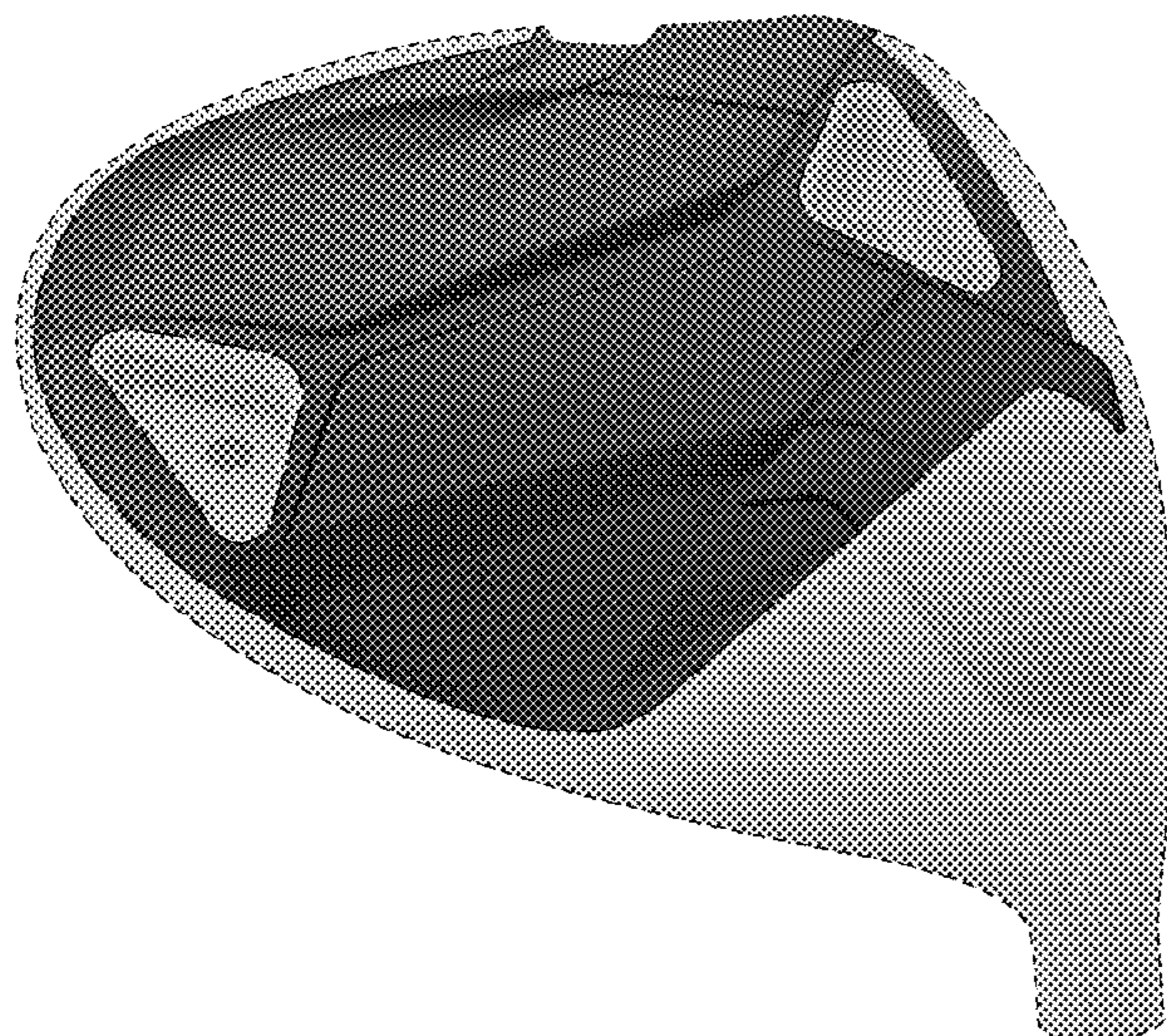




Fig. 1



Fig.2



Fig.3




Fig. 4

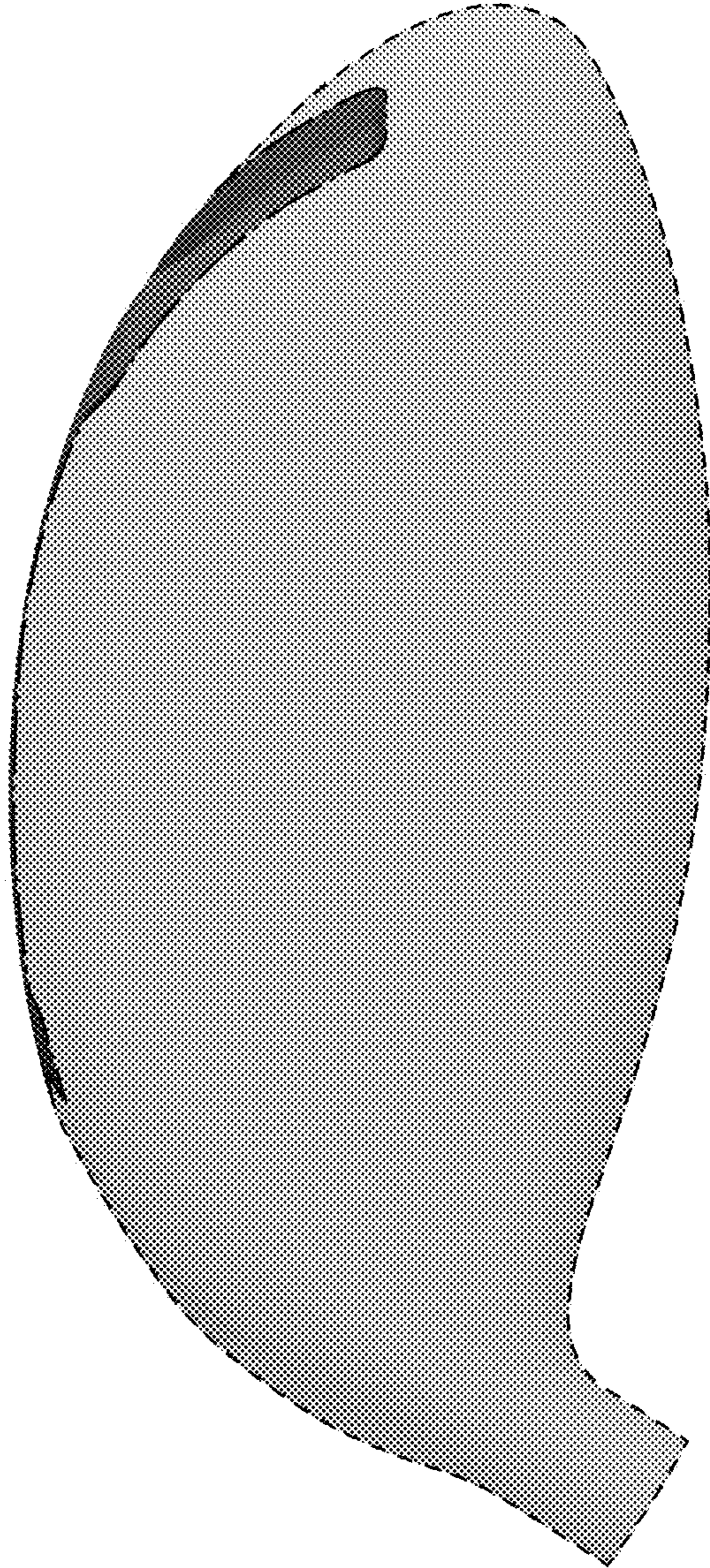


Fig. 5

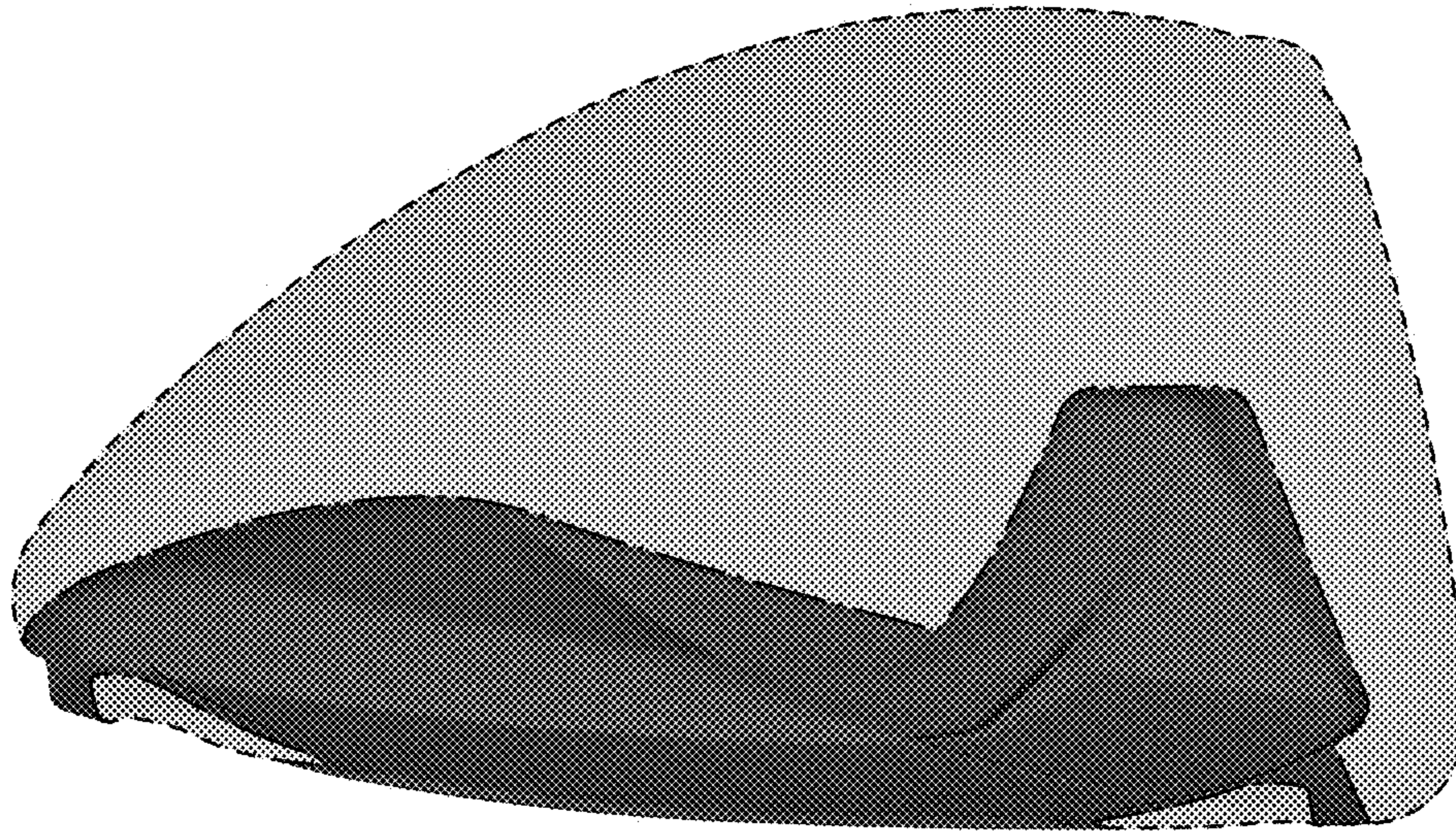


Fig. 6




Fig. 7