



US0D1009841S

(12) **United States Design Patent**
Uusitupa

(10) **Patent No.:** **US D1,009,841 S**

(45) **Date of Patent:** **** Jan. 2, 2024**

(54) **ANTENNA**

(71) Applicant: **Avery Dennison Retail Information Services LLC**, Mentor, OH (US)

(72) Inventor: **Tero Uusitupa**, Helsinki (FI)

(73) Assignee: **Avery Dennison Retail Information Services LLC**, Mentor, OH (US)

(**) Term: **15 Years**

(21) Appl. No.: **29/835,610**

(22) Filed: **Apr. 20, 2022**

(51) **LOC (14) Cl.** **14-03**

(52) **U.S. Cl.**
USPC **D14/230**

(58) **Field of Classification Search**
USPC D14/230, 231–240, 238.1, 299, 343, 489,
D14/492, 138, 135; D13/182;
D12/42–43
CPC H01Q 7/00; H01Q 13/10; H01Q 9/285;
H01Q 19/30; H01Q 1/36; H01Q 1/38;
H05K 11/00; G05D 1/0234; G06K
19/07749; G01R 29/10; G01S 2013/0245;
G01S 2013/0254; G01S 2013/0263; G01S
7/4026

See application file for complete search history.

(56) **References Cited**

U.S. PATENT DOCUMENTS

7,486,192 B2	2/2009	Yamagajo et al.	
D704,170 S	5/2014	Forster et al.	
D708,601 S *	7/2014	Forster	D14/230
D709,052 S *	7/2014	Forster	D14/230
D710,835 S *	8/2014	Forster	D14/230
D715,781 S	10/2014	Forster et al.	
D716,275 S	10/2014	Forster et al.	
D719,937 S *	12/2014	Forster	D14/230
D780,722 S *	3/2017	Forster	D14/230

D799,455 S *	10/2017	Forster	D14/230
D799,456 S *	10/2017	Forster	D14/230
D809,488 S	2/2018	Forster	
D812,596 S *	3/2018	Iellici	D14/230
D812,597 S	3/2018	Forster	
D828,340 S *	9/2018	Forster	D14/230
D840,379 S *	2/2019	Howard	D14/230
D840,985 S	2/2019	Forster	
D857,673 S	8/2019	Forster et al.	
D866,536 S *	11/2019	Forster	D14/230
D874,448 S *	2/2020	Forster	D14/230
D917,435 S *	4/2021	Forster	D14/230

(Continued)

FOREIGN PATENT DOCUMENTS

CN	302909661 S	8/2014
CN	303377463 *	9/2015
CN	305938962 *	7/2020

(Continued)

OTHER PUBLICATIONS

Avery Dennison, “AD-238u8 UHF RFID Wet Inlay . . .”, available at atlasrfidstore.com, date published 2021, site visited Jul. 20, 2023, available at URL: <https://www.atlasrfidstore.com/avery-dennison-ad-238u8-uhf-rfid-wet-inlay-nxp-ucode-8/> (Year: 2021).*

(Continued)

Primary Examiner — Daniel J Domino

Assistant Examiner — Samina Vieth

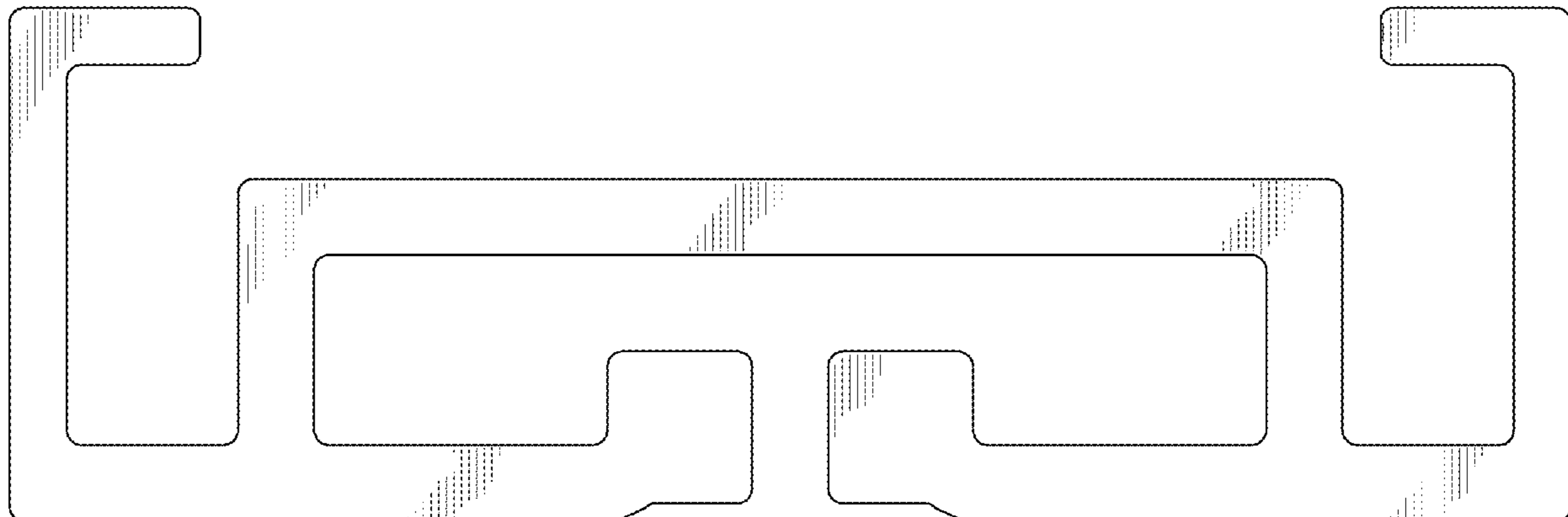
(57) **CLAIM**

The ornamental design for an antenna, as shown and described.

DESCRIPTION

FIG. 1 is an isometric view of an antenna showing the design; and,
FIG. 2 is a top plan view thereof.

1 Claim, 2 Drawing Sheets



(56)

References Cited

U.S. PATENT DOCUMENTS

D958,120 S 7/2022 Atojoko
2006/0158380 A1* 7/2006 Son H01Q 1/2225
343/866

FOREIGN PATENT DOCUMENTS

CN 306885781 * 10/2021
CN 307072503 * 1/2022
CN 307838918 * 2/2023
JP 2007-228437 9/2007
JP 1335601 S 7/2008
JP 1335806 S 7/2008
JP 1502943 S 7/2014
JP 1648970 S 1/2020
JP 1649193 S 1/2020
JP 1649194 S 1/2020

OTHER PUBLICATIONS

Avery Dennison, "AD-237r6-P RFID Wet Inlay . . .", available at atlasrfidstore.com, date published 2016, site visited Jul. 20, 2023, available at URL: <https://www.atlasrfidstore.com/avery-dennison-smartrac-ad-237r6-p-uhf-rfid-wet-inlay-monza-r6-p/> (Year: 2016).*

Avery Dennison, "AD-320u7 UHF RFID Paper Label . . .", available at atlasrfidstore.com, date published 2016, site visited Jul. 20, 2023, available at URL: <https://www.atlasrfidstore.com/avery-dennison-ad-320u7-uhf-rfid-paper-label-nxp-ucode-7-1-000-labels-clearance/> (Year: 2016).*

Daio Paper Group, Daio Engineering Corporation, RFID Business Introduction, Flat Antenna, 2021 domestic catalog No. 163, published Feb. 2, 2022, 4 pages.

* cited by examiner

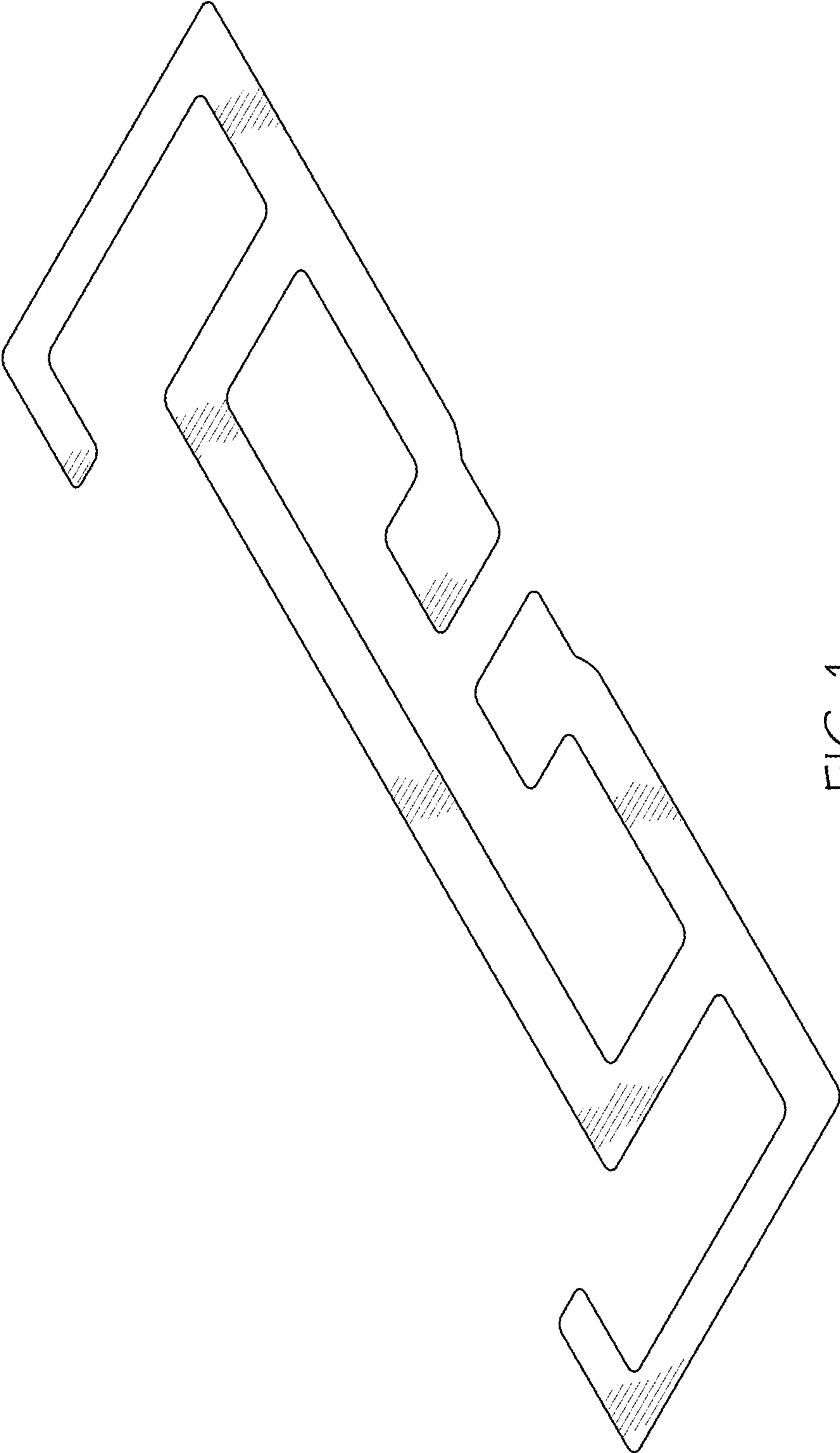


FIG. 1

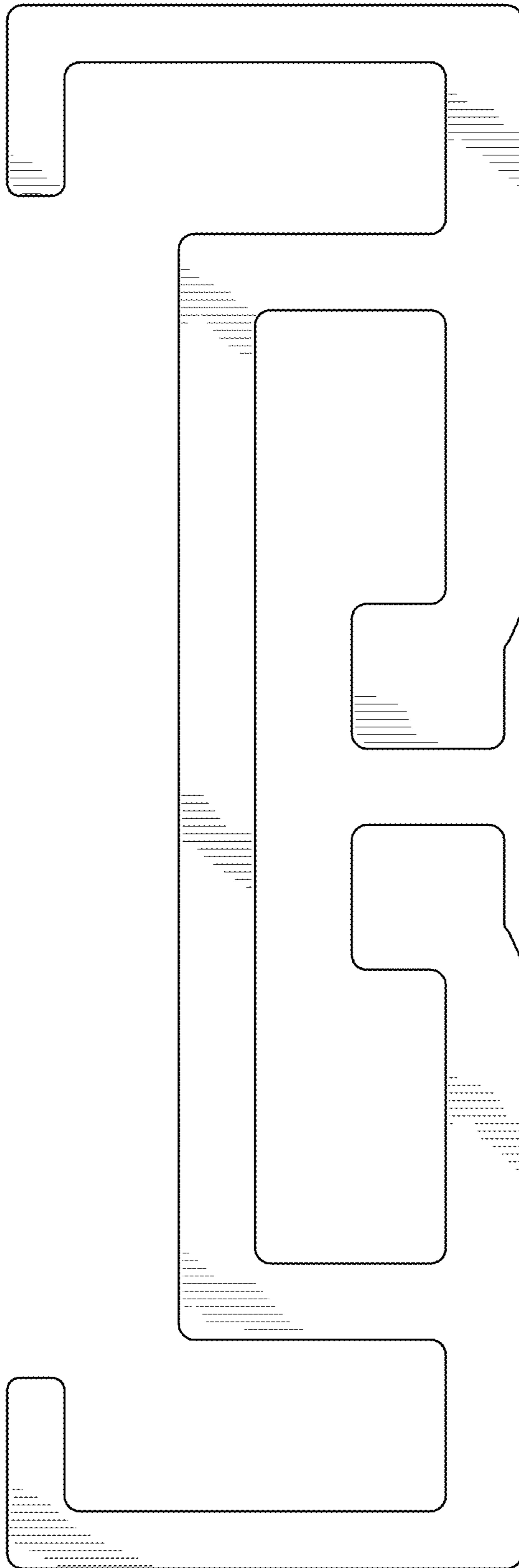


FIG. 2