



US0D1008663S

(12) **United States Design Patent** (10) **Patent No.:** **US D1,008,663 S**
Buckel, Jr. et al. (45) **Date of Patent:** **** Dec. 26, 2023**

- (54) **MINI ROLLER**
- (71) Applicant: **The Sherwin-Williams Company,**
Cleveland, OH (US)
- (72) Inventors: **Charles T. Buckel, Jr.,** Warrensville
Hts., OH (US); **Michael C.**
Lambertson, Jr., Warrensville Hts., OH
(US); **Connie M. Mckinney,** Cleveland,
OH (US); **William Pavilonis,**
Cleveland, OH (US)
- (73) Assignee: **The Sherwin-Williams Company,**
Cleveland, OH (US)

2,799,886 A	7/1957	Brunelli
2,836,840 A	6/1958	Pratt
3,204,276 A	9/1965	Kennedy
3,369,269 A	2/1968	Deck
3,623,180 A	11/1971	Anderson
3,685,084 A	8/1972	Bennett
3,886,621 A	6/1975	Welsh
3,933,415 A	1/1976	Woolpert
4,304,025 A	12/1981	Christensen
4,599,762 A	7/1986	Rigter
5,105,500 A	4/1992	Bordogna
5,400,459 A	3/1995	Jarecke
5,444,891 A	8/1995	Benson
5,463,789 A	11/1995	Zilinski
5,623,740 A	4/1997	Burns

(Continued)

(**) Term: **15 Years**

FOREIGN PATENT DOCUMENTS

(21) Appl. No.: **29/859,907**

DE	2439065	2/1975
DE	4009044	9/1991

(22) Filed: **Nov. 15, 2022**

(Continued)

Related U.S. Application Data

Primary Examiner — Austin Murphy

(62) Division of application No. 29/784,104, filed on May 18, 2021, now Pat. No. Des. 974,047, which is a division of application No. 29/673,403, filed on Dec. 14, 2018, now Pat. No. Des. 921,367.

(74) *Attorney, Agent, or Firm* — McDonald Hopkins LLC

(51) **LOC (14) Cl.** **14-01**

(57) **CLAIM**

(52) **U.S. Cl.**

The ornamental design for a mini roller, as shown and described.

USPC **D4/122**

DESCRIPTION

(58) **Field of Classification Search**

USPC D4/122, 138; 15/27, 104.001, 104.002, 15/230.11; 492/13, 16-19
CPC B05C 1/00; B05C 1/02; B05C 17/0205; B44D 2/00

FIG. 1 is a perspective view of a first embodiment of a mini roller showing our new design; FIG. 2 is a first side view thereof; FIG. 3 is a second side view thereof; FIG. 4 is a bottom side view thereof; FIG. 5 is a top side view thereof; FIG. 6 is a back view thereof; and, FIG. 7 is a front view thereof.

See application file for complete search history.

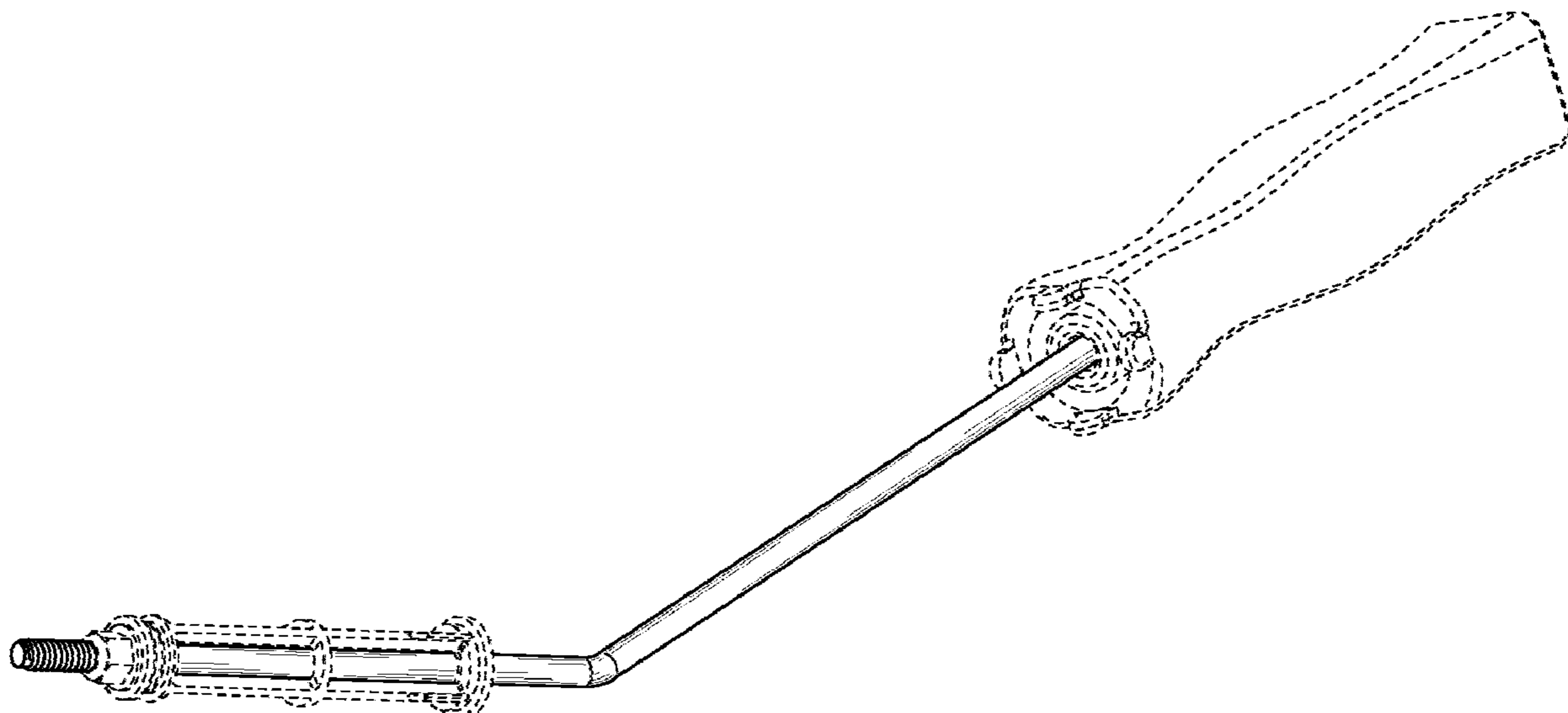
The broken lines illustrate portions of a mini roller that form no part of the claimed design.

(56) **References Cited**

U.S. PATENT DOCUMENTS

2,644,186 A	7/1953	Guimond
2,763,022 A	9/1956	Glacken

1 Claim, 5 Drawing Sheets



(56)

References Cited

U.S. PATENT DOCUMENTS

5,769,769 A 6/1998 Torntore
 D465,090 S 11/2002 Robinson
 6,510,579 B1 1/2003 Gartner
 6,574,824 B2 6/2003 Burns
 6,687,945 B2 2/2004 Robinson
 6,742,212 B2 6/2004 Pyles
 6,871,376 B1 3/2005 D'Ambrosio
 6,925,674 B2 8/2005 Prince
 6,957,470 B2 10/2005 Rivadeneira
 7,305,732 B2 12/2007 Karroll
 D574,153 S 8/2008 Dehart
 D603,609 S 11/2009 Reed
 D677,901 S 3/2013 Boukair
 D677,903 S 3/2013 Boukair
 D683,546 S 6/2013 Woolfolk
 8,819,885 B1 9/2014 Boukair
 8,819,886 B1 9/2014 Boukair
 D728,945 S 5/2015 Neal
 D741,604 S 10/2015 Typrowicz
 9,199,266 B2 12/2015 Boukair
 9,205,446 B2 12/2015 Sandahl
 D750,381 S 3/2016 Parker
 9,272,304 B1 3/2016 Emery
 D754,974 S 5/2016 Arvinte et al.
 9,333,528 B2 5/2016 Decarr
 D758,082 S * 6/2016 Rockwell D4/122
 D773,827 S * 12/2016 Typrowicz D4/122
 D796,211 S 9/2017 Getchell
 D800,455 S 10/2017 Ferris
 10,035,171 B2 7/2018 Boukair

D845,000 S * 4/2019 Simpson D4/122
 D855,332 S 8/2019 Huang
 D871,078 S * 12/2019 Winter D4/122
 D889,852 S 7/2020 Libman et al.
 D921,367 S * 6/2021 Buckel, Jr. D4/122
 D924,570 S * 7/2021 Winter D4/122
 D924,571 S * 7/2021 Winter D4/122
 D946,903 S * 3/2022 Choe D4/122
 D964,748 S * 9/2022 Li D4/122
 D970,225 S * 11/2022 Wu D4/122
 D974,047 S * 1/2023 Buckel, Jr. D4/122
 2002/0194691 A1 12/2002 Meyer
 2006/0080800 A1 4/2006 Sander
 2010/0024147 A1 2/2010 Watson
 2010/0180817 A1 7/2010 Binyamin
 2013/0205530 A1 8/2013 Dale
 2014/0249006 A1 9/2014 Gallardo
 2015/0052699 A1 2/2015 Byrne

FOREIGN PATENT DOCUMENTS

DE 4419672 8/1995
 DE 20305209 6/2003
 GB 2420513 10/2006
 JP S59190378 12/1984
 JP S61111580 7/1986
 JP UPS6373180 5/1988
 JP S63168075 11/1988
 JP H01128876 9/1989
 WO WO9400245 1/1994
 WO WO1994000245 1/1994

* cited by examiner

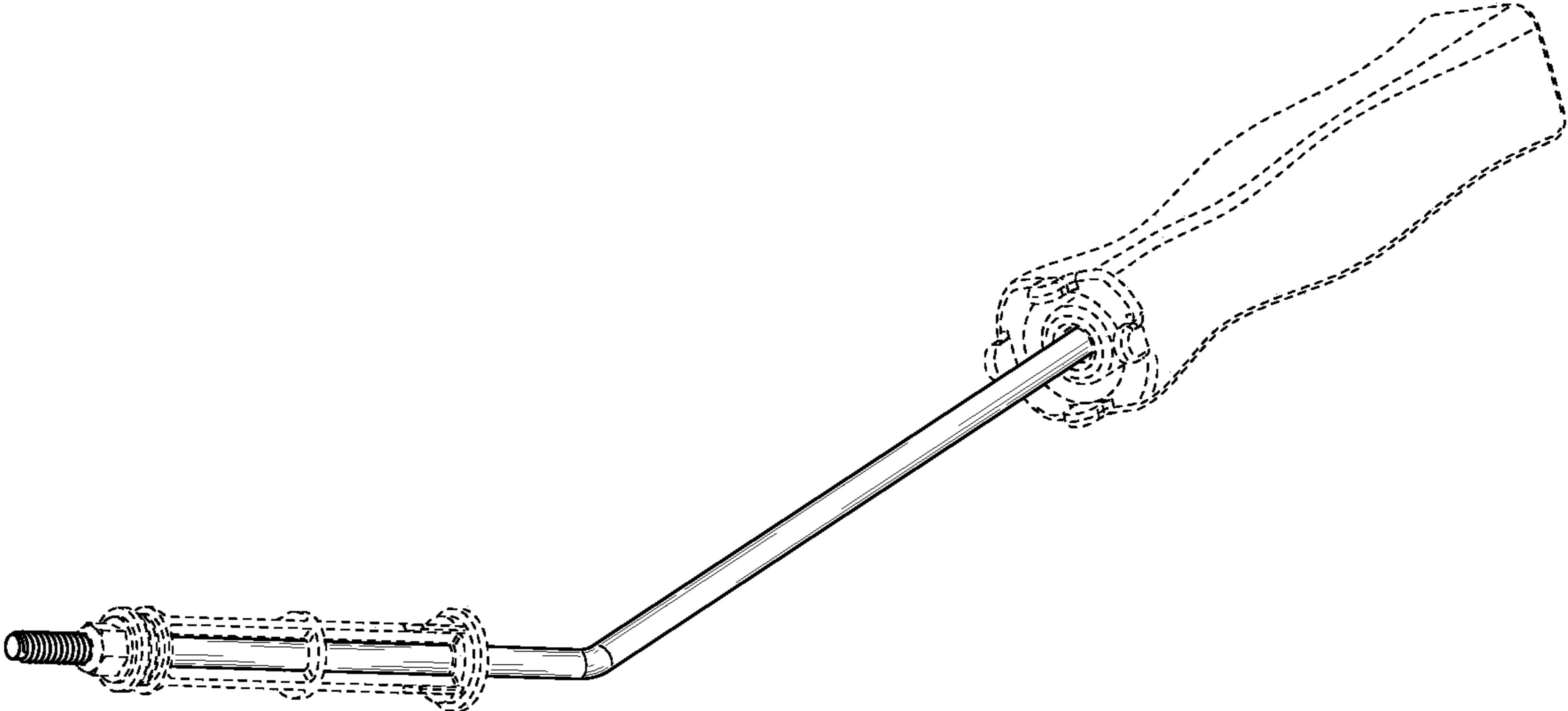


FIG. 1

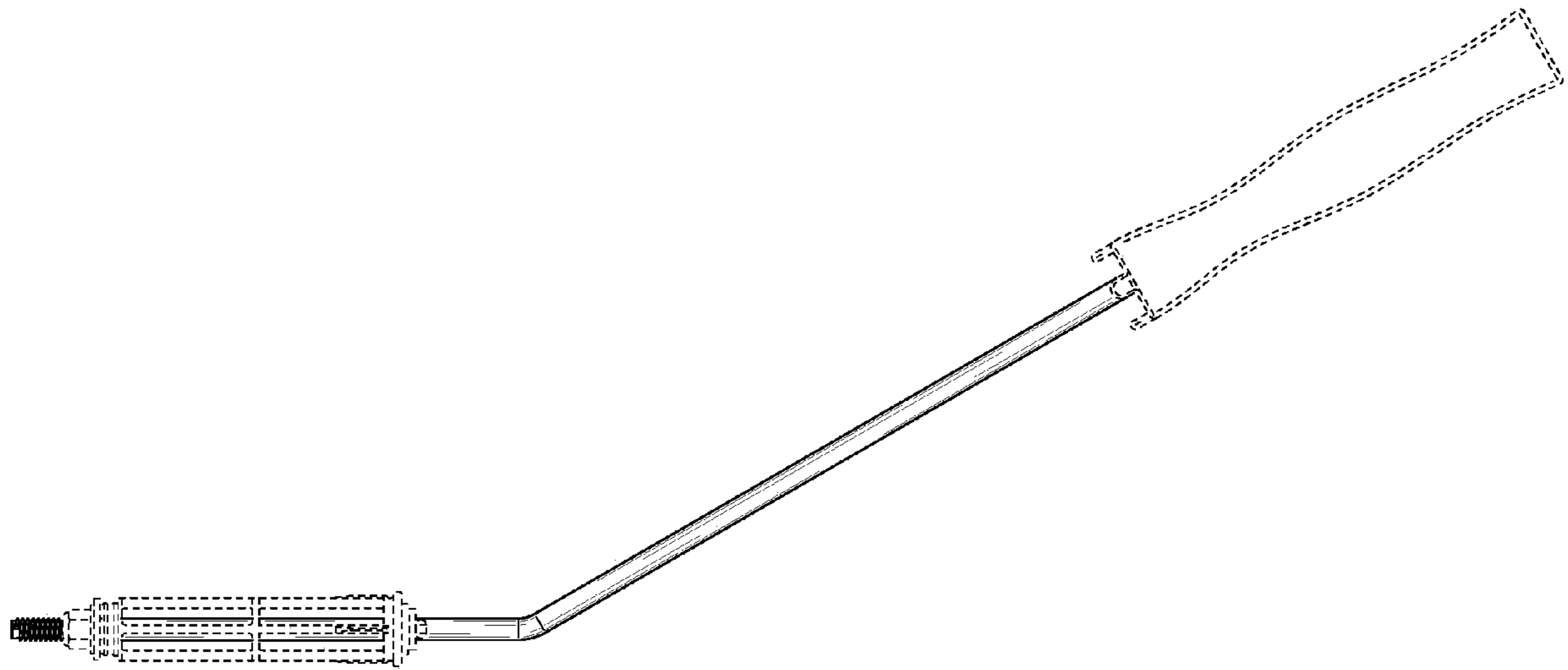


FIG. 2

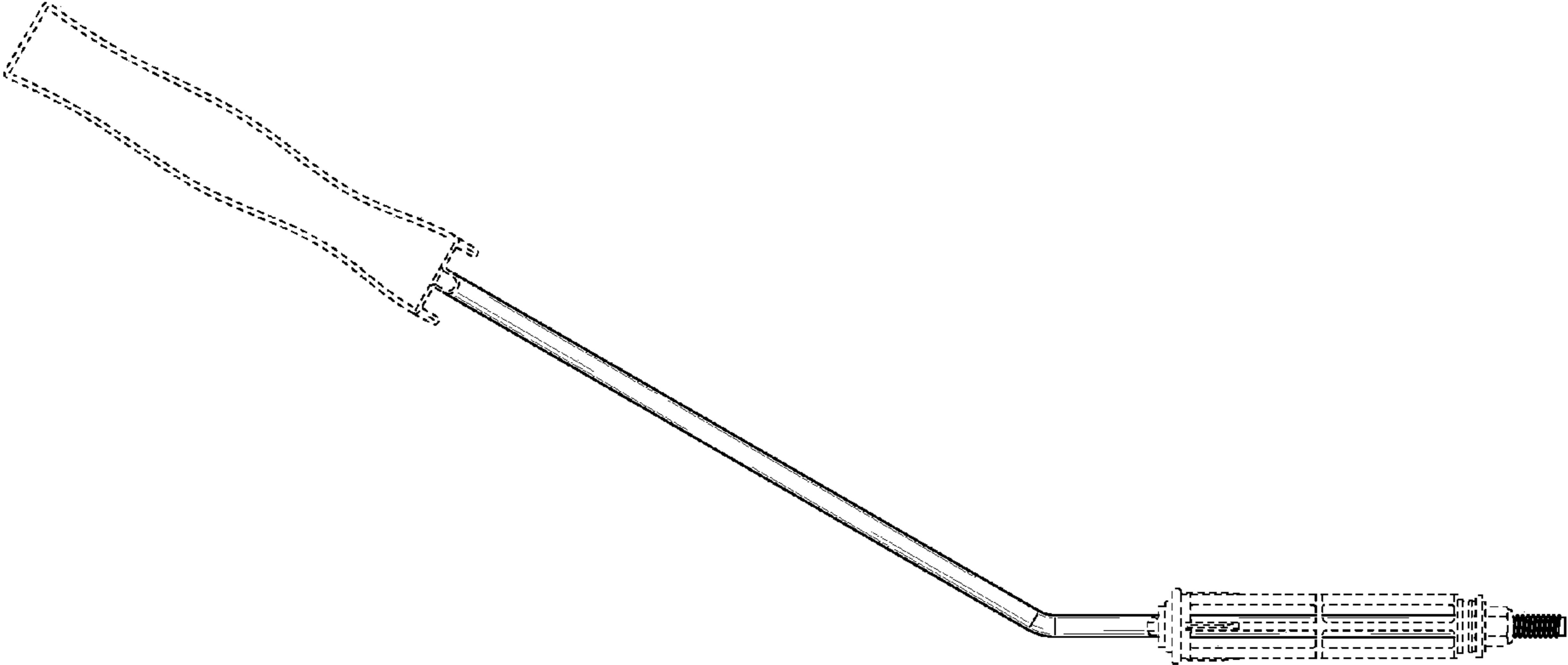


FIG. 3

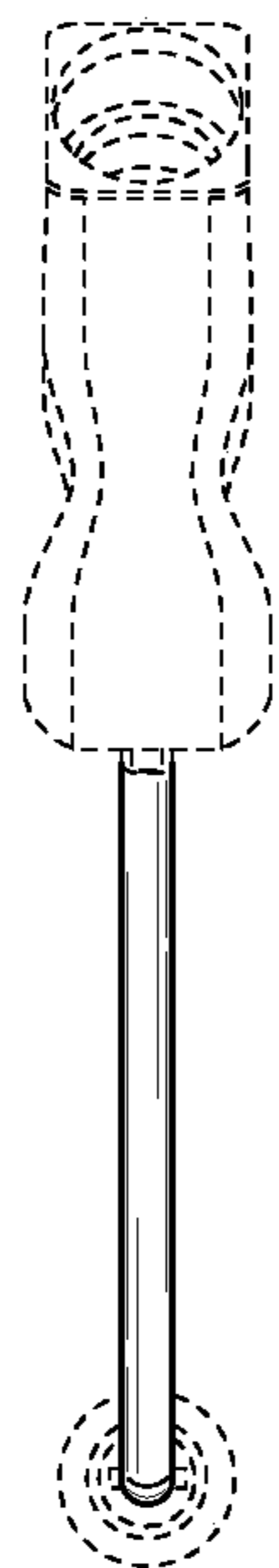


FIG. 5

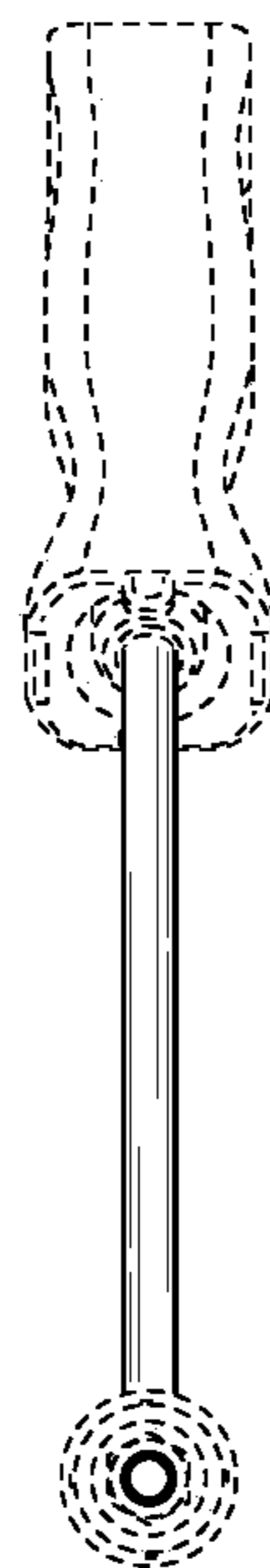


FIG. 4

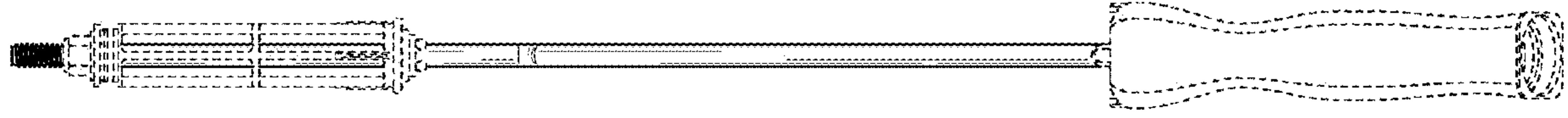


FIG. 6

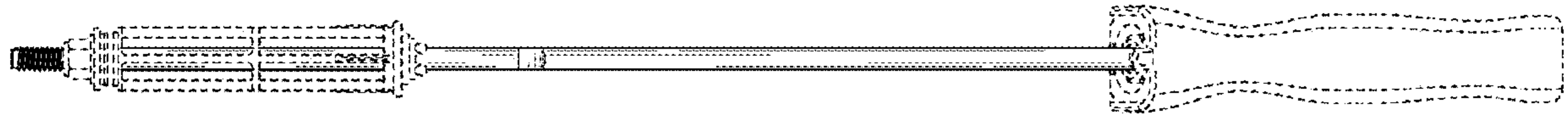


FIG. 7