



US0D1006836S

(12) **United States Design Patent** (10) **Patent No.:** **US D1,006,836 S**
Jacob et al. (45) **Date of Patent:** **** Dec. 5, 2023**

(54) **FREEZER CABINET**
(71) Applicant: **Conopco, Inc.**, Englewood Cliffs, NJ (US)
(72) Inventors: **Varkey Bert Jacob**, Bedford (GB); **Daniel Anthony Walton**, Cambridge (GB); **Matthew Paul Wright**, Newmarket (GB)
(73) Assignee: **Conopco, Inc.**, Englewood Cliffs, NJ (US)
(**) Term: **15 Years**

5,803,560 A * 9/1998 Trulaske, Sr. G07F 9/02 D15/89
D481,224 S * 10/2003 Draper D6/661
D513,014 S * 12/2005 Seki D15/81
D519,528 S * 4/2006 Reese D15/89
D520,532 S * 5/2006 Reese D15/89
D520,533 S * 5/2006 Reese D15/89
D541,315 S * 4/2007 Trulaske, Sr. D15/81
D646,307 S * 10/2011 Schaffer D15/81
D671,574 S * 11/2012 Jafa D15/91
D671,576 S * 11/2012 Jafa D15/91
D736,272 S * 8/2015 Stolarz D15/81
D748,689 S * 2/2016 Girardi D15/81
D787,565 S * 5/2017 Broen D15/81
D850,499 S * 6/2019 Broen D15/91
D867,409 S * 11/2019 Wang D15/79

(Continued)

(21) Appl. No.: **29/825,145**
(22) Filed: **Jan. 28, 2022**
(51) **LOC (14) Cl.** **15-07**
(52) **U.S. Cl.**
USPC **D15/81**
(58) **Field of Classification Search**
USPC D15/79-91
CPC F25B 21/02; F25B 21/04; F25B 29/00;
F25B 2321/025; F25B 2321/0251; F25B
2339/047; F25B 2400/22; F25B
2700/2117; F25B 1/00; F25B 1/10; F25B
2309/061; F25B 2321/02; F25B
2347/021; F25B 2400/0411; F25B
2400/06; F25D 23/028; F25D 23/02;
F25D 25/025; F25D 23/00; F25D
2323/021; F25D 11/00; F25D 23/04;
F25D 25/02; F25D 23/021; F25D 23/067;
F25D 25/024; F25D 17/042; F25D
2323/024; F25D 23/065
See application file for complete search history.

FOREIGN PATENT DOCUMENTS

CN 306197098 11/2020

OTHER PUBLICATIONS

Co-pending U.S. Appl. No. 29/825,146, filed Jan. 28, 2022, entitled Freezer Cabinet.

(Continued)

Primary Examiner — Khawaja Anwar
(74) *Attorney, Agent, or Firm* — Gerard J. McGowan, Jr.

(57) **CLAIM**

The ornamental design for a freezer cabinet, as shown and described.

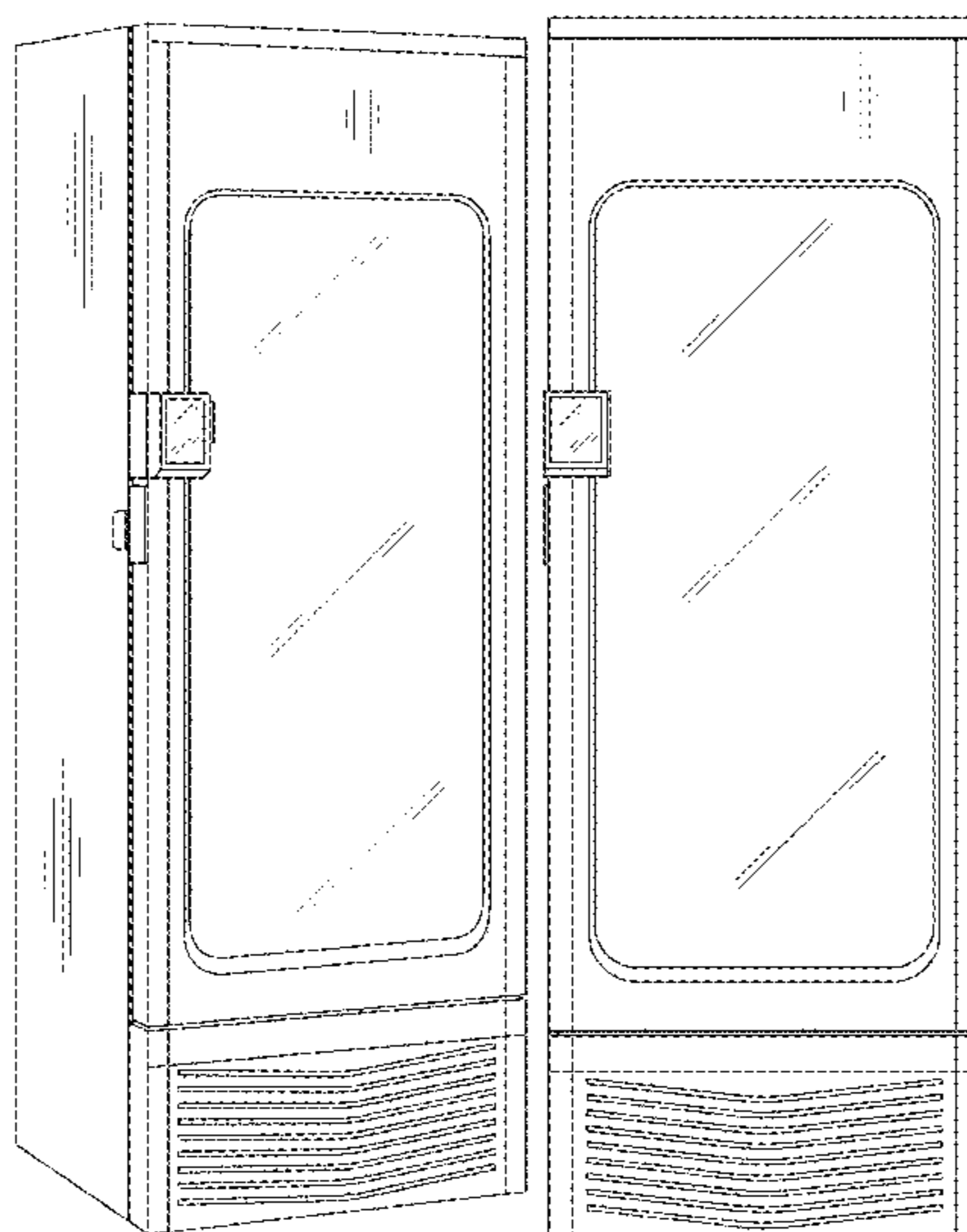
DESCRIPTION

FIG. 1 is a perspective view of our new design; FIG. 2 is a front elevation view thereof; FIG. 3 is a rear elevation view thereof; FIG. 4 is a left side elevation view thereof; FIG. 5 is a right side elevation view thereof; FIG. 6 is a top plan view thereof; and, FIG. 7 is a bottom plan view thereof.

1 Claim, 5 Drawing Sheets

(56) **References Cited**
U.S. PATENT DOCUMENTS

D244,019 S * 4/1977 Brown D15/88
D363,398 S * 10/1995 Branz D6/661.3



(56)

References Cited

U.S. PATENT DOCUMENTS

D954,114 S * 6/2022 Lee D15/79
D958,848 S * 7/2022 Da Ros F25D 23/025
D15/79
2008/0307815 A1* 12/2008 Daddis Jr. A47F 3/0482
165/121
2009/0072679 A1* 3/2009 Avila F25D 23/028
312/116

OTHER PUBLICATIONS

Co-pending U.S. Appl. No. 29/825,148, filed Jan. 28, 2022, entitled
Freezer Cabinet.
Co-pending U.S. Appl. No. 29/811,678, filed Oct. 15, 2021, entitled
Freezer Cabinet.
Co-pending U.S. Appl. No. 29/811,681, filed Oct. 15, 2021, entitled
Freezer Cabinet.

* cited by examiner

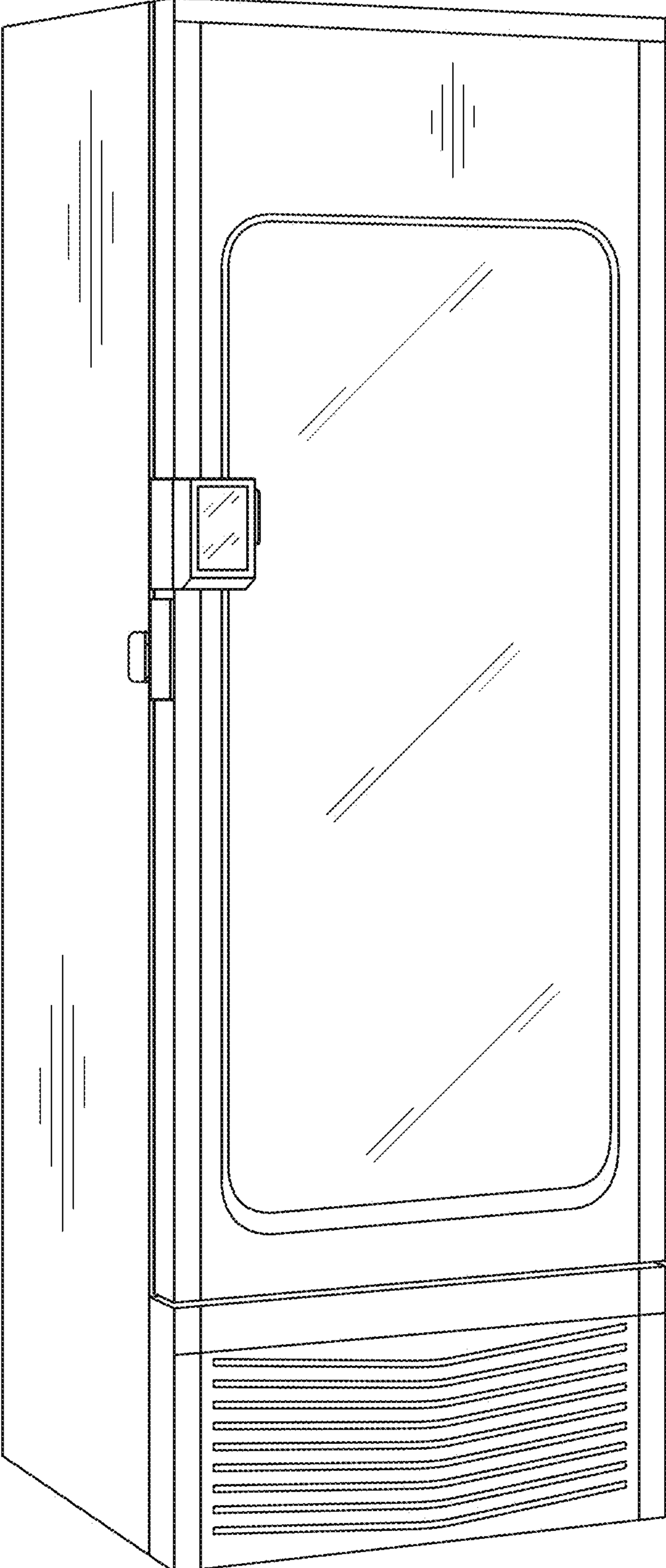


Fig. 1

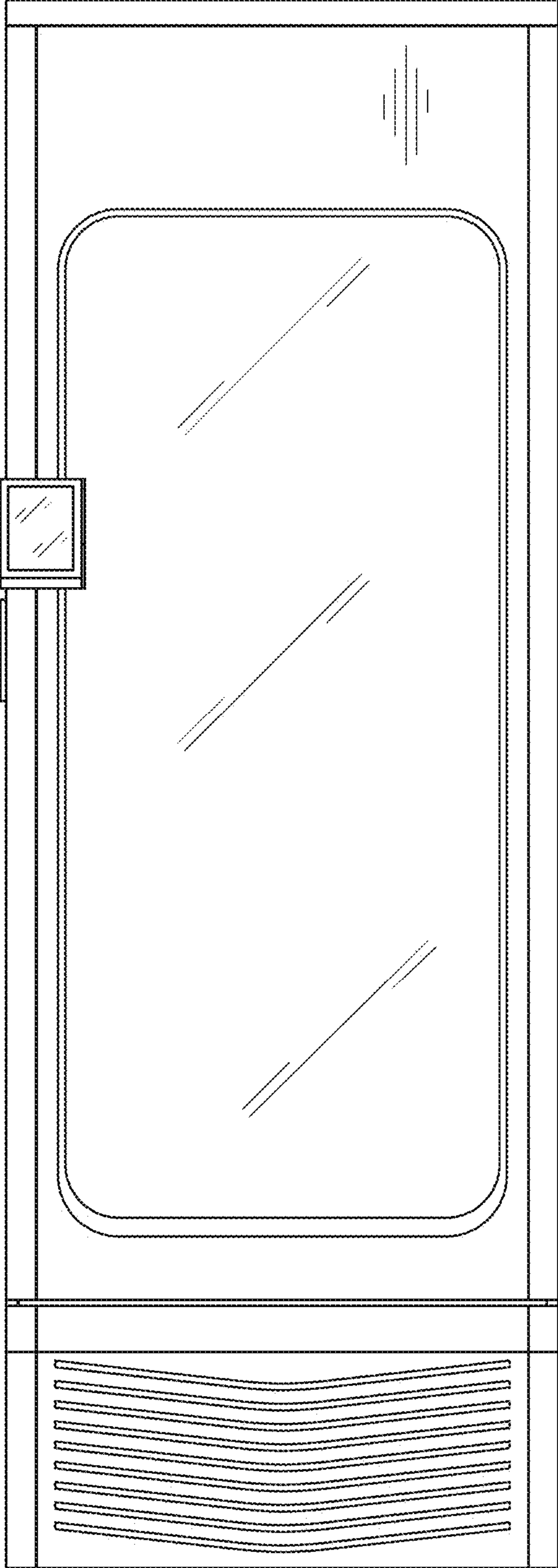


Fig. 2

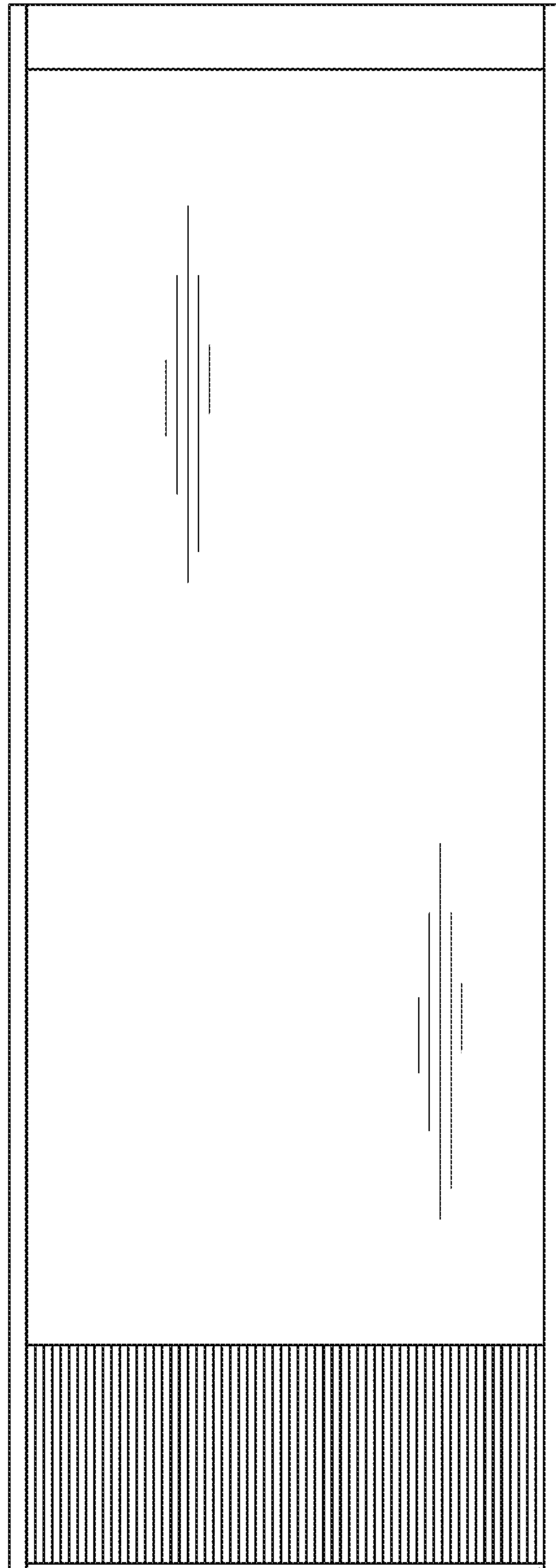


Fig. 3

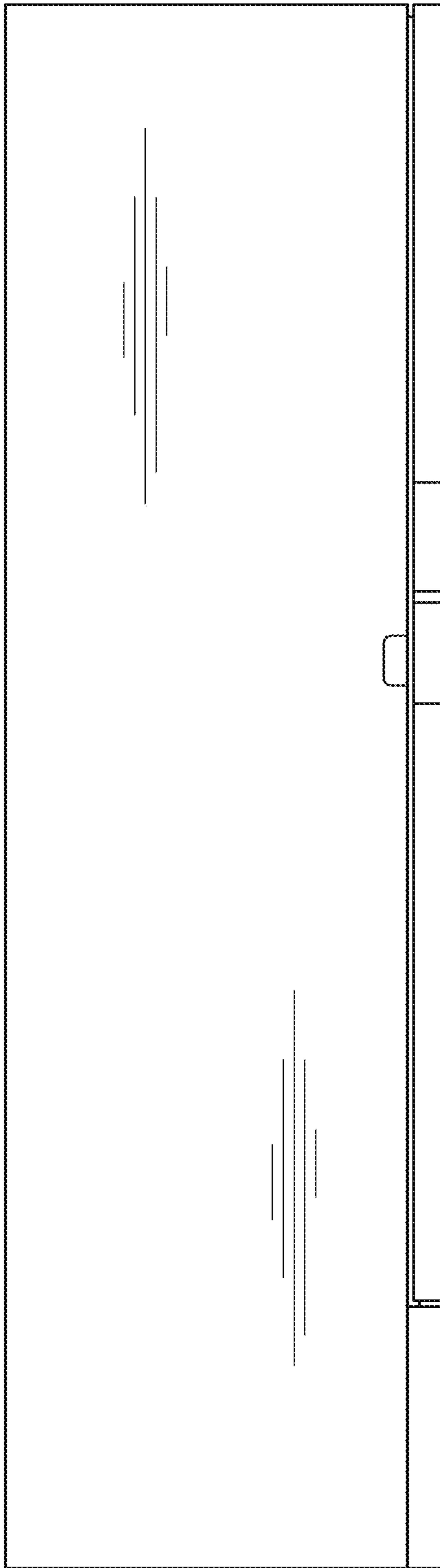


Fig. 4




Fig. 5

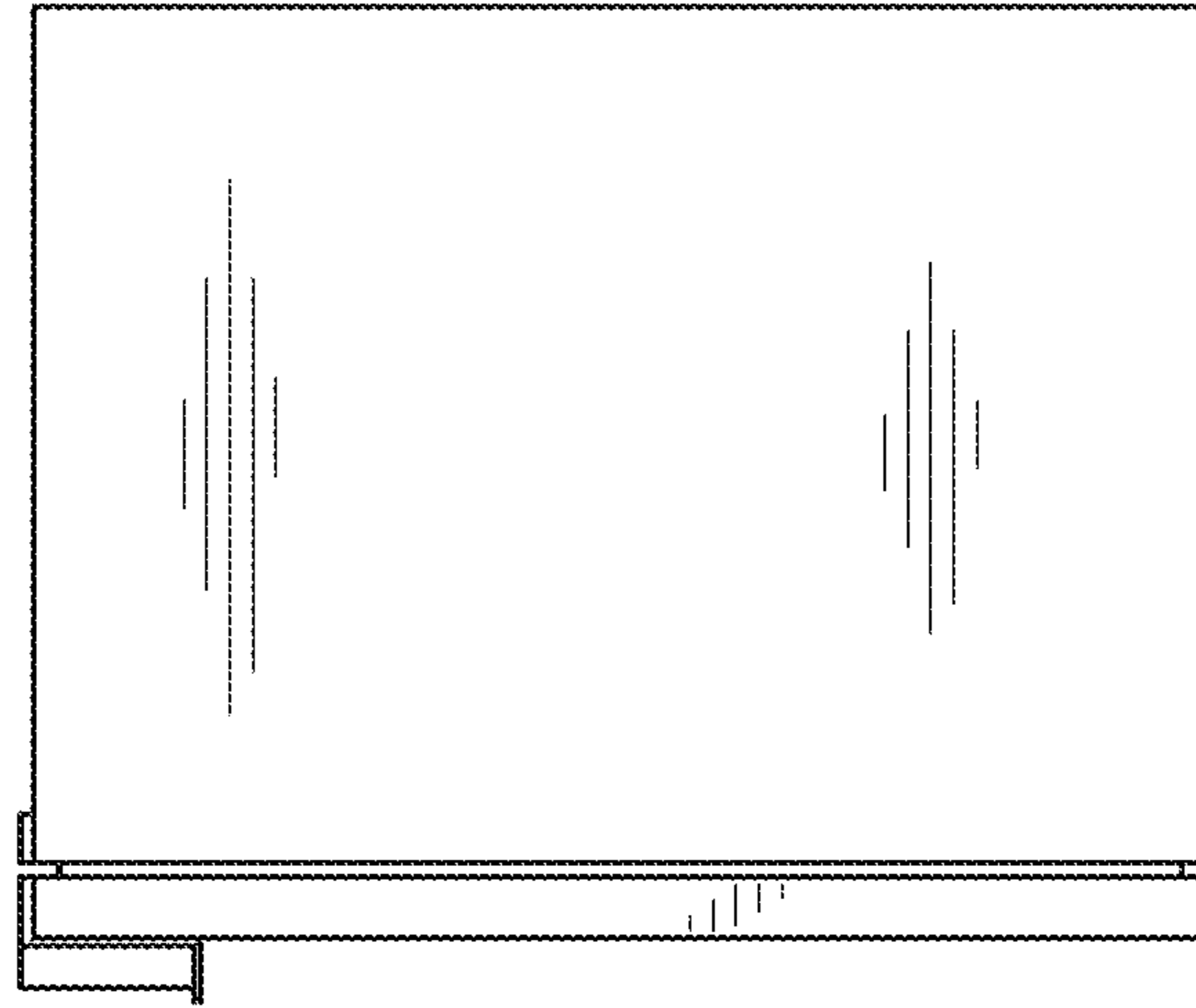


Fig. 6

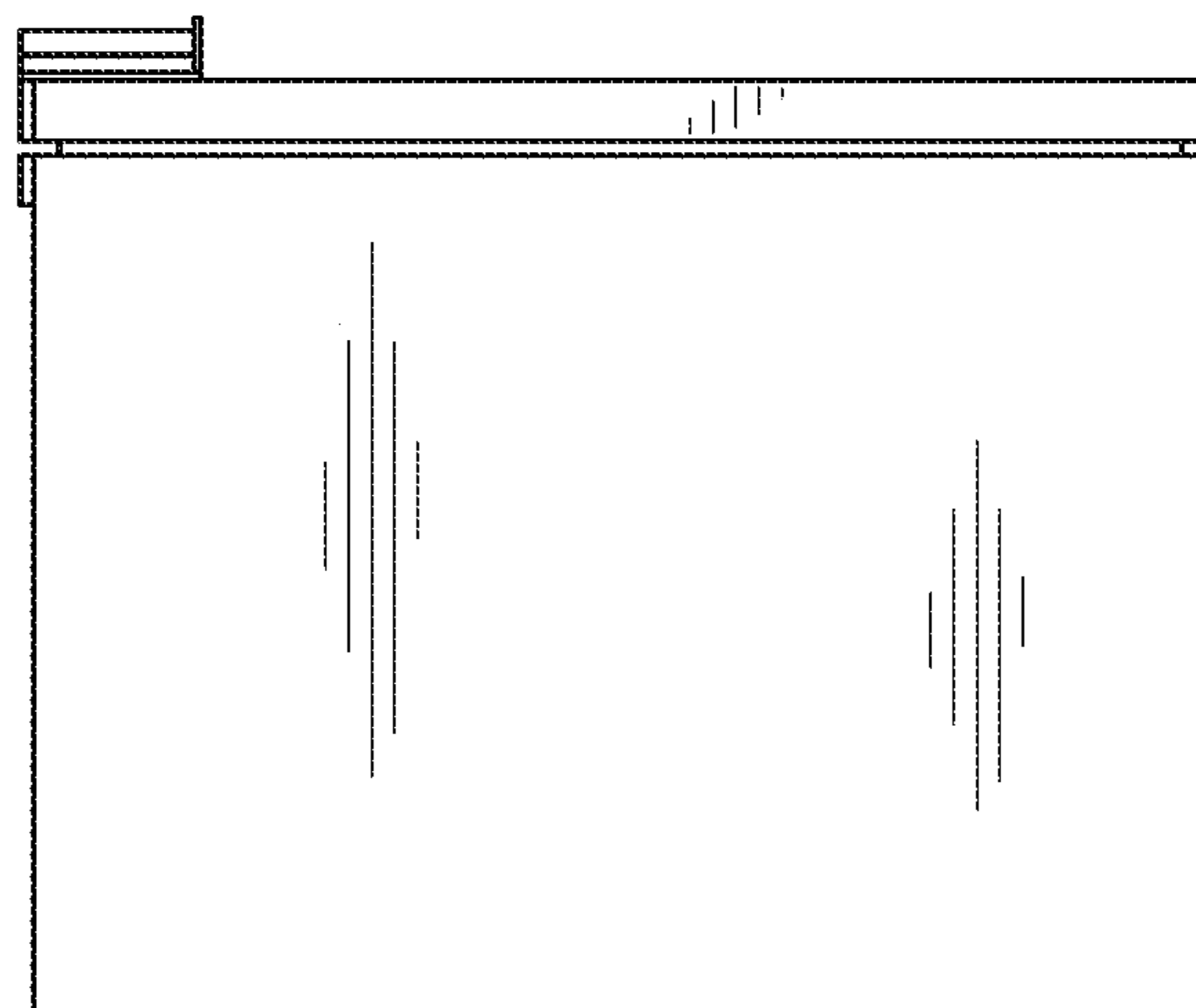


Fig. 7

UNITED STATES PATENT AND TRADEMARK OFFICE
CERTIFICATE OF CORRECTION

PATENT NO. : D1,006,836 S
APPLICATION NO. : 29/825145
DATED : December 5, 2023
INVENTOR(S) : Varkey Berty Jacob et al.

Page 1 of 1

It is certified that error appears in the above-identified patent and that said Letters Patent is hereby corrected as shown below:

On the Title Page

Insert item (30), Foreign Application Priority Data information as noted below:

-- Foreign Application Priority Data

Aug. 5, 2021 ... EM ... 008640155-0001 --.

Signed and Sealed this
Thirtieth Day of September, 2025



John A. Squires
Director of the United States Patent and Trademark Office