



US0D1006666S

(12) **United States Design Patent**
Ying

(10) **Patent No.:** **US D1,006,666 S**

(45) **Date of Patent:** **** Dec. 5, 2023**

- (54) **SANITIZER WRISTBAND**
- (71) Applicant: **NINGBO GECEN PROMOTION & GIFT CO., LTD**, Zhejiang (CN)
- (72) Inventor: **Weijin Ying**, Ningbo (CN)
- (73) Assignee: **NINGBO GECEN PROMOTION & GIFT CO., LTD**.
- (**) Term: **15 Years**
- (21) Appl. No.: **29/747,532**
- (22) Filed: **Aug. 24, 2020**
- (51) **LOC (14) Cl.** **11-01**
- (52) **U.S. Cl.**
USPC **D11/3**
- (58) **Field of Classification Search**
USPC D11/1-5, 94; D3/203.7, 208, 215;
D14/344; D24/167, 186; D10/30-32, 38
CPC ... A44C 5/0007; A44C 5/0015; A44C 5/0023;
A44C 5/003; A44C 5/0053; A44C 5/14;
A44C 5/16; A44C 5/2052; A44C 5/2071;
A44C 5/246; A44C 9/0061; A44C
9/0069; A44C 15/002; A44C 15/003;
A61L 2/0088; A61L 2/26
See application file for complete search history.

- (56) **References Cited**
U.S. PATENT DOCUMENTS
2,235,350 A * 3/1941 Anderson A44C 15/002
63/3
D152,417 S * 1/1949 Glass D10/38

- D536,522 S * 2/2007 McIntosh D3/215
- D711,762 S * 8/2014 Murphy D11/4
- D724,556 S * 3/2015 Choi D14/344
- D729,681 S * 5/2015 Lee D14/344
- D759,622 S * 6/2016 Dahlberg D14/344
- D767,436 S * 9/2016 Goodner D11/3
- D802,466 S * 11/2017 Yu D11/3
- D864,011 S * 10/2019 Moon D11/3
- 11,002,551 B1 * 5/2021 Capasso G06F 1/163
- D939,499 S * 12/2021 Lin D14/344
- D947,183 S * 3/2022 Wu D14/344
- D966,114 S * 10/2022 Qu D14/344
- 2009/0013719 A1 * 1/2009 Loving A44C 15/003
63/3
- 2021/0289992 A1 * 9/2021 Saladino A44C 15/002
- 2021/0315424 A1 * 10/2021 van Leeuwen A44C 15/002
- 2021/0378456 A1 * 12/2021 Singer A44C 15/002
- 2021/0393814 A1 * 12/2021 Klepfisz A44C 15/002

* cited by examiner

Primary Examiner — Llorellys Martinez

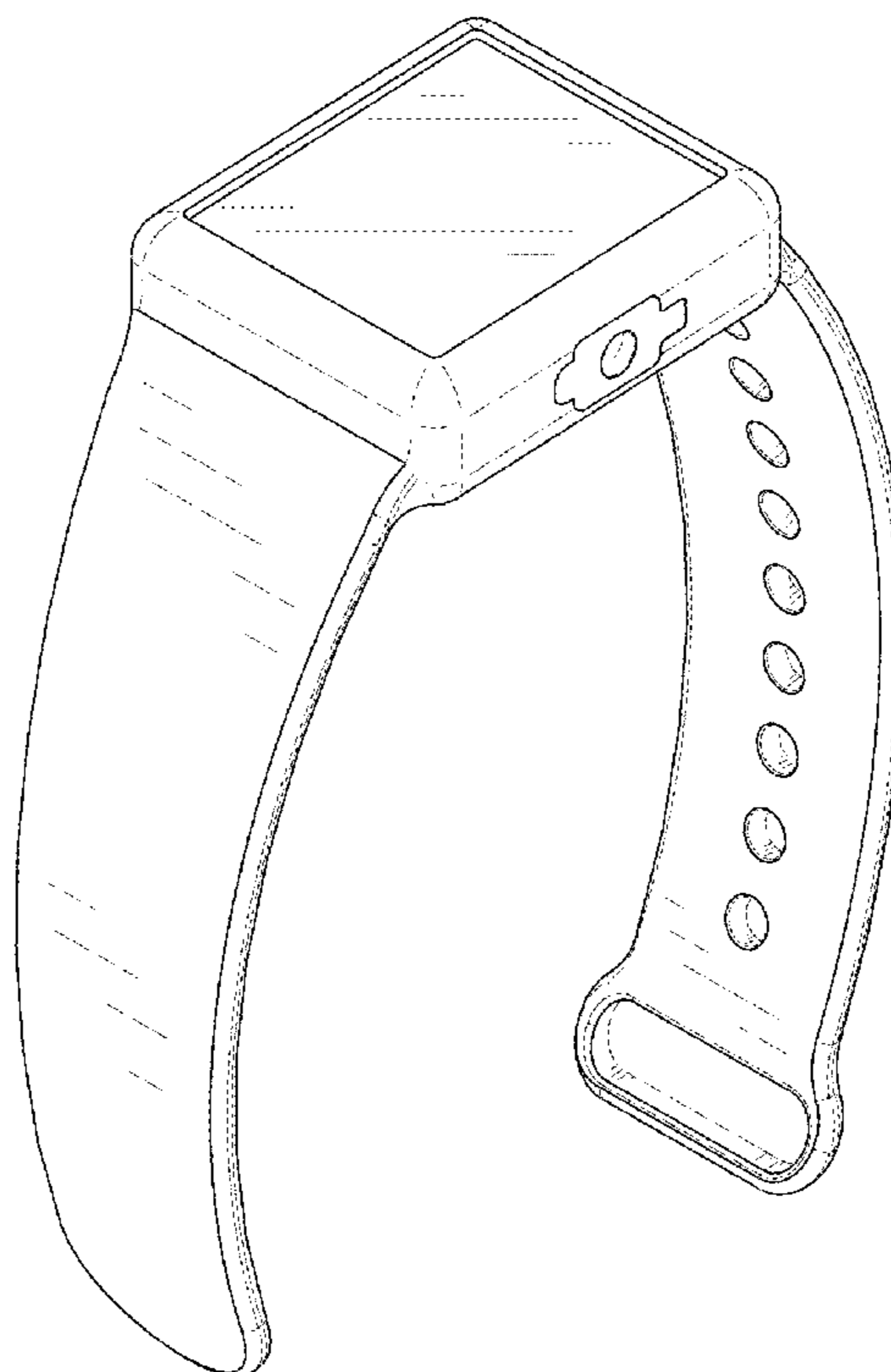
(57) **CLAIM**

The ornamental design for a sanitizer wristband, as shown and described.

DESCRIPTION

FIG. 1 is a front view of a sanitizer wristband showing my new design;
FIG. 2 is a back view thereof;
FIG. 3 is a left side view thereof;
FIG. 4 is a right side view thereof;
FIG. 5 is a top view thereof;
FIG. 6 is a bottom view thereof; and,
FIG. 7 is a perspective view thereof.

1 Claim, 7 Drawing Sheets



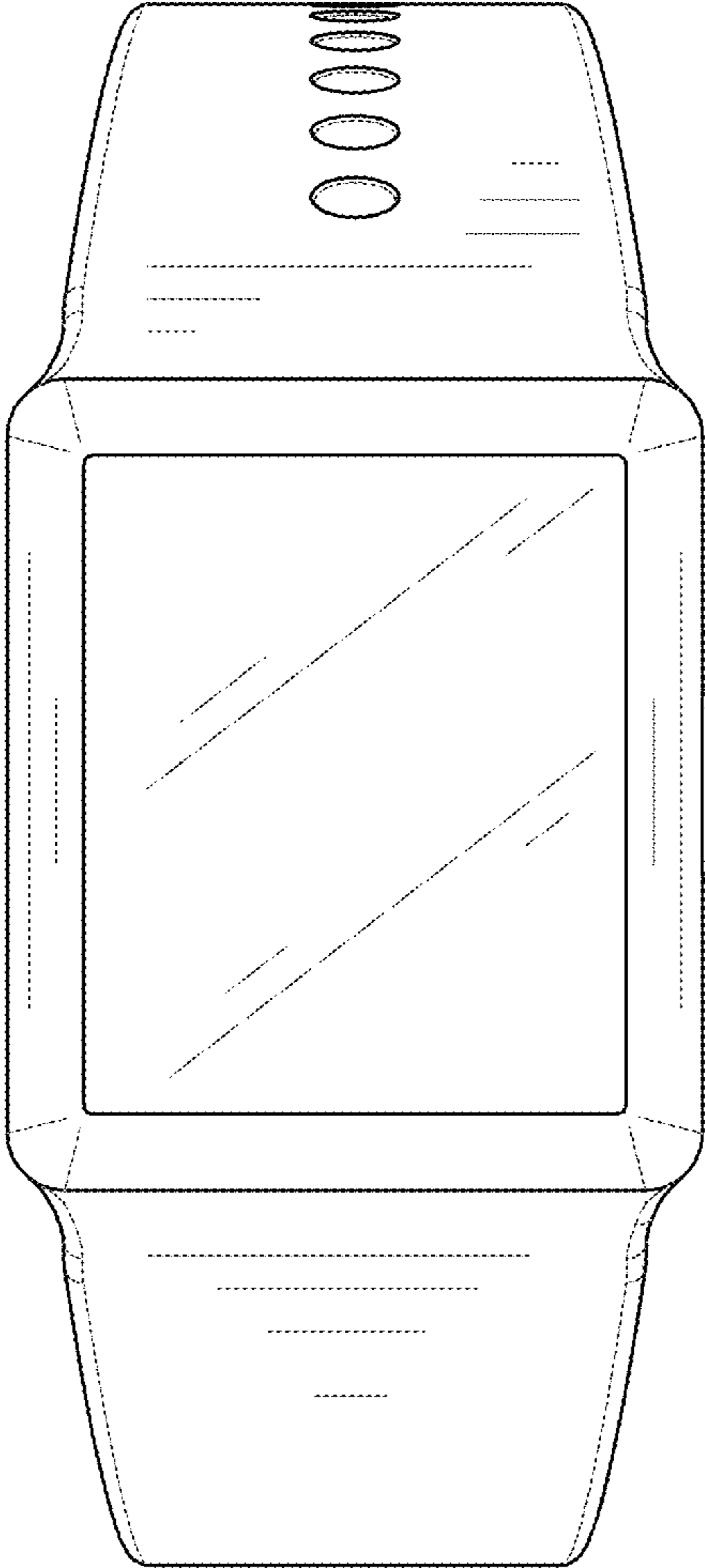


FIG.1




FIG.2

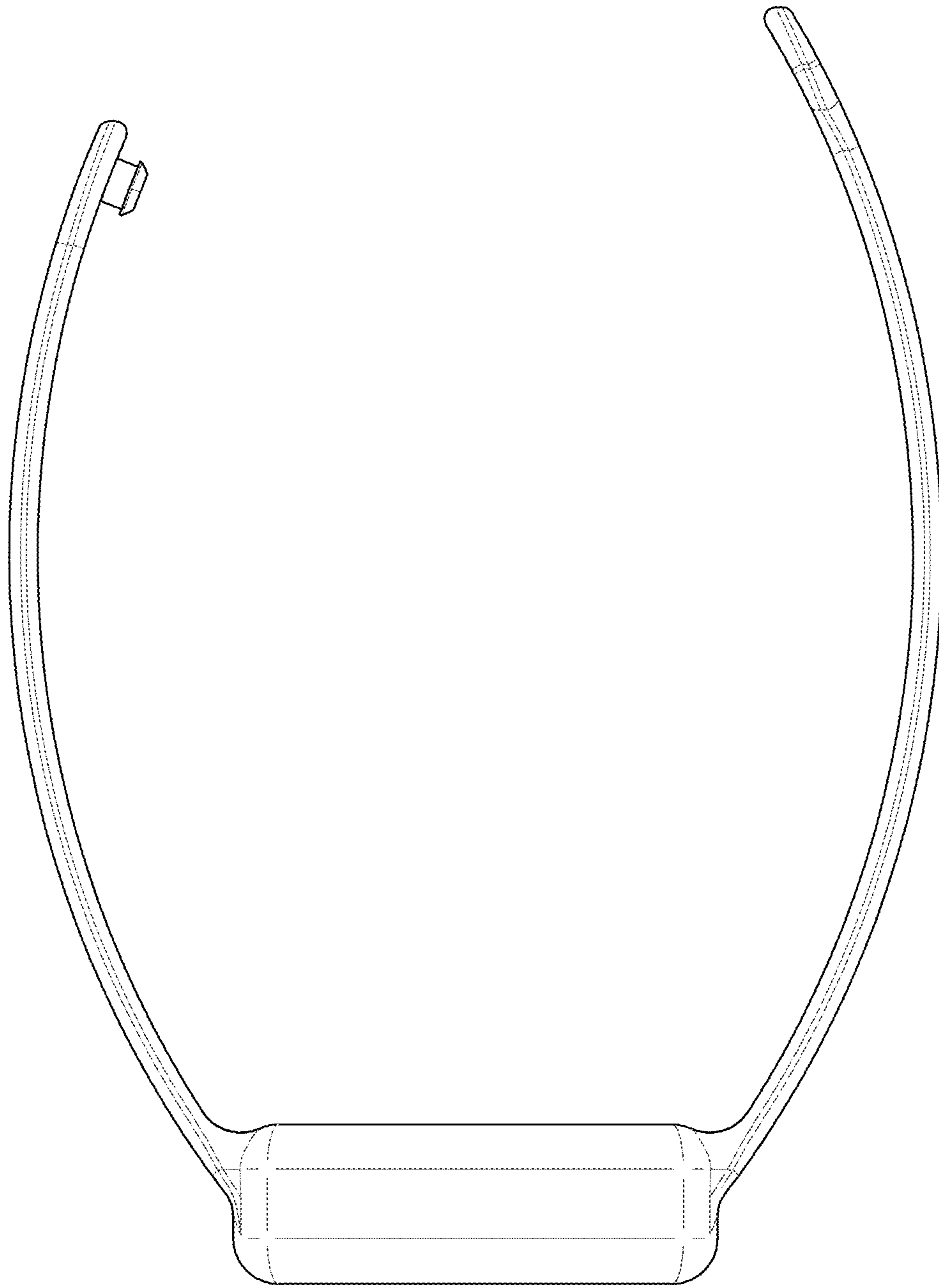


FIG.3

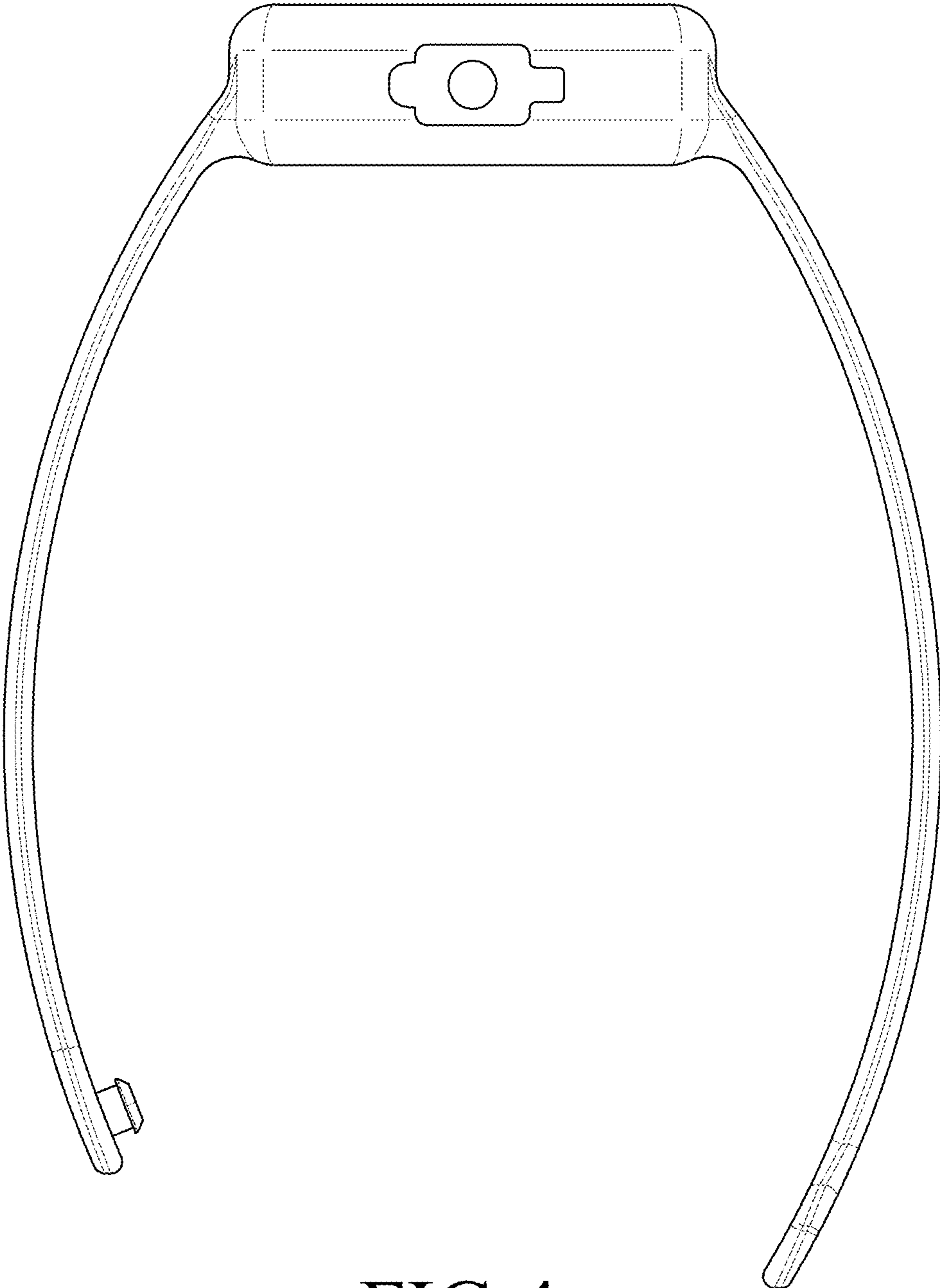


FIG.4

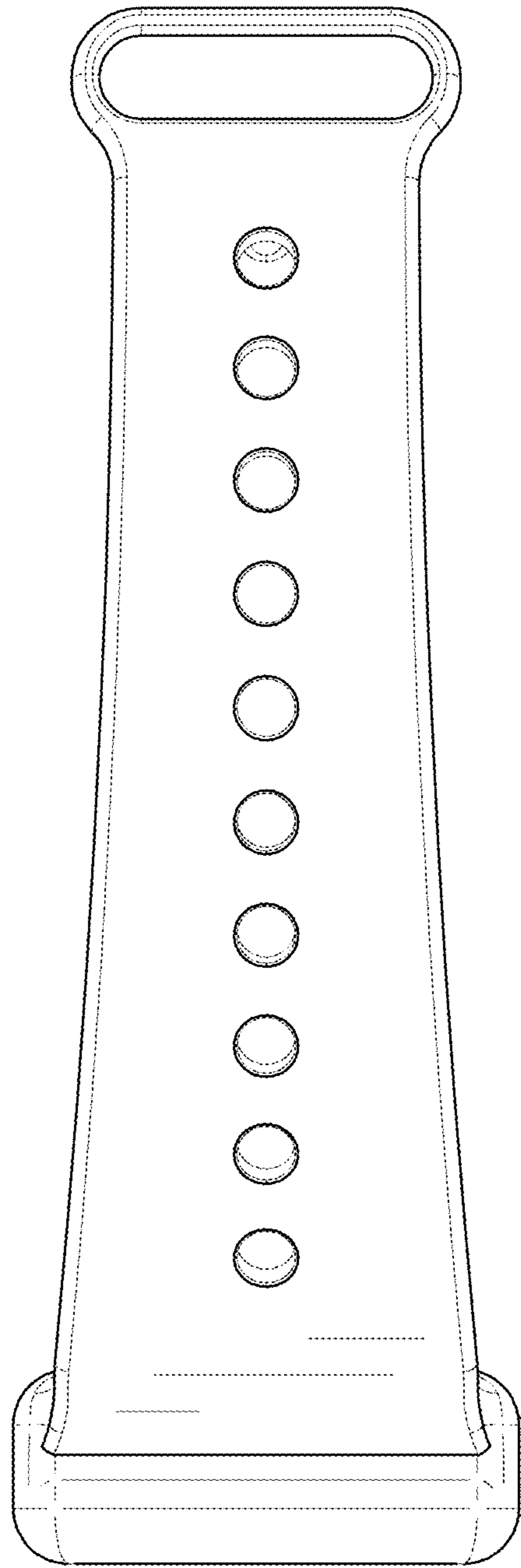


FIG.5

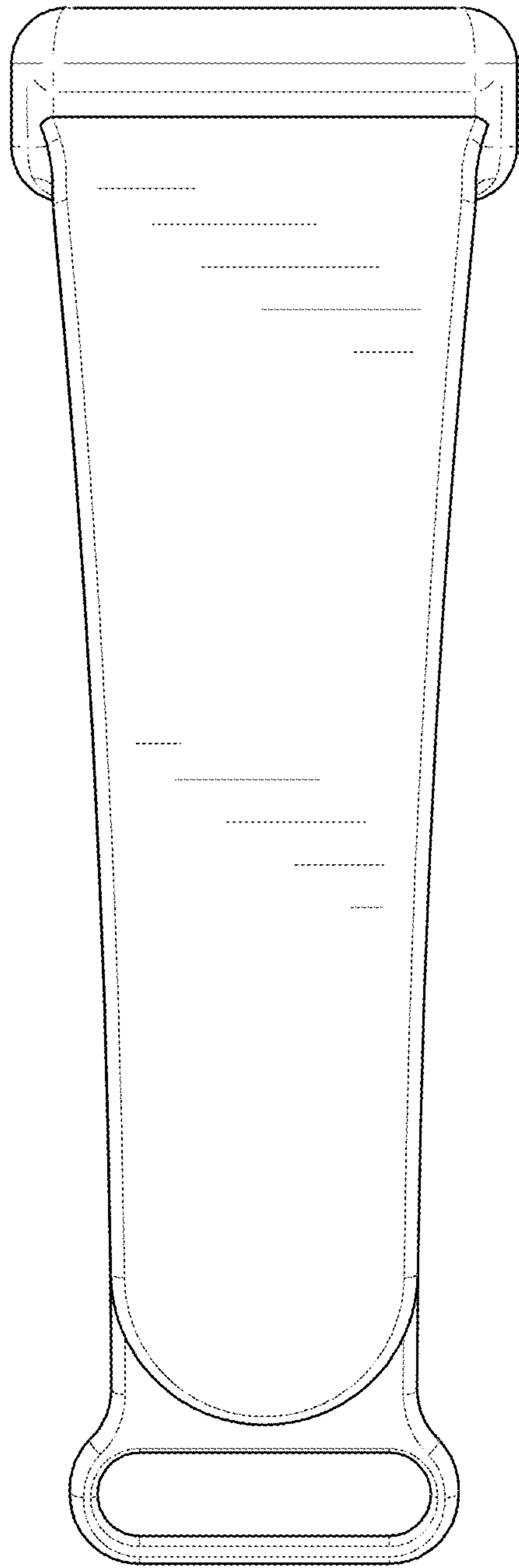


FIG.6

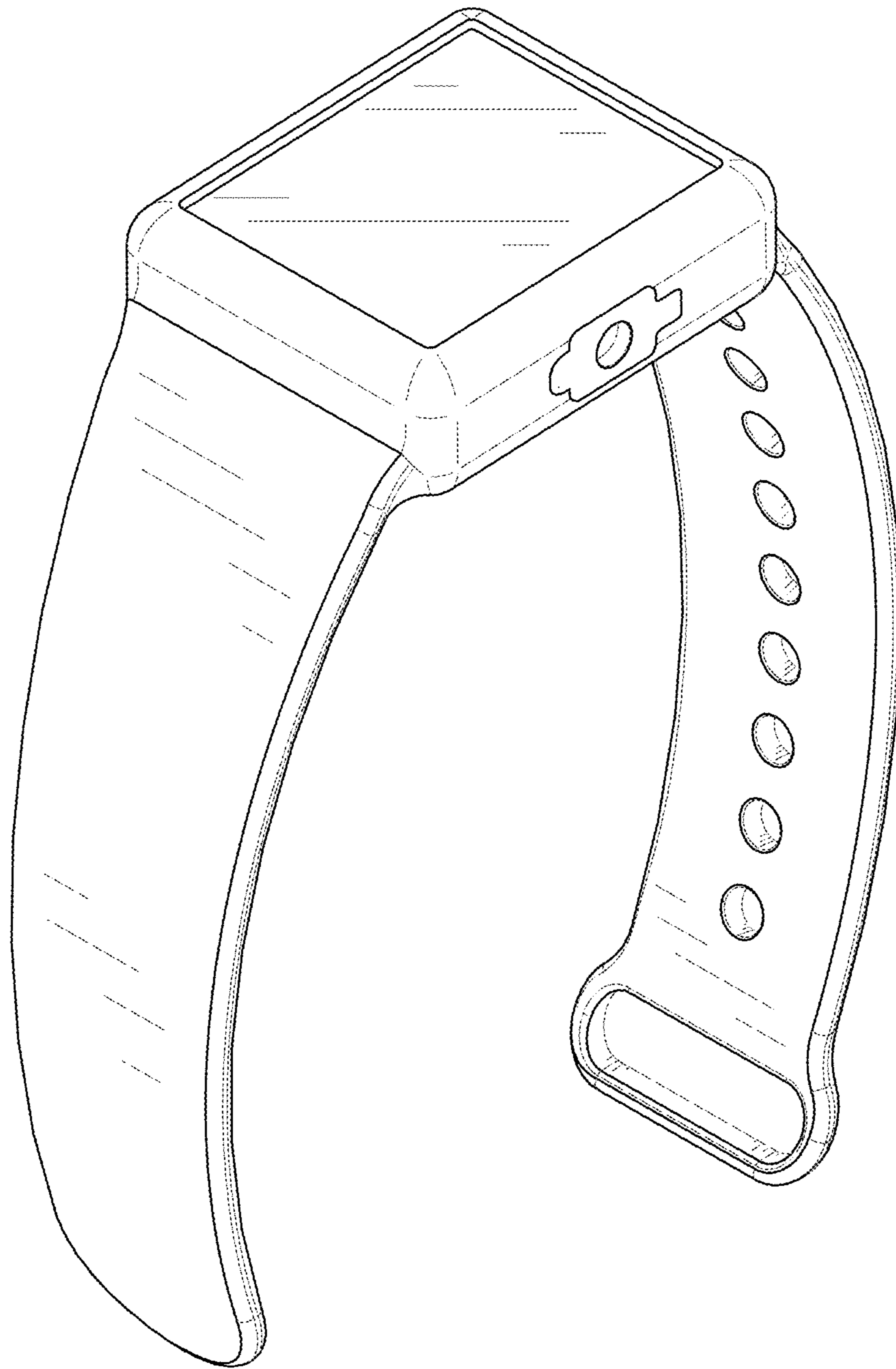


FIG. 7