



US0D1006473S

(12) **United States Design Patent** (10) **Patent No.:** **US D1,006,473 S**
Castaño Azorín (45) **Date of Patent:** **** Dec. 5, 2023**

- (54) **CHAIR**
- (71) Applicant: **Sancal Diseño, S.L.**, Yecla (ES)
- (72) Inventor: **Antonio Javier Castaño Azorín**, Yecla (ES)
- (73) Assignee: **Sancal Diseño, S.L.**, Yecla (ES)
- (**) Term: **15 Years**
- (21) Appl. No.: **29/863,131**
- (22) Filed: **Dec. 15, 2022**

D260,950 S	9/1981	Aulenti	
D301,945 S *	7/1989	Frinier	D6/370
D514,335 S	2/2006	Patti	
D573,358 S	7/2008	Gharabegian	
D698,169 S *	1/2014	Caldwell	D6/370
D767,295 S	9/2016	Haase et al.	
D810,457 S	2/2018	Natuzzi	
D850,893 S	6/2019	Lissoni	
D851,416 S	6/2019	King et al.	
D885,067 S	5/2020	Wilson et al.	
D887,726 S	6/2020	Grossinger et al.	
D889,875 S *	7/2020	Corrado	D6/374
D890,542 S	7/2020	Bellini	
D899,110 S	10/2020	King et al.	
D904,771 S	12/2020	Nigro	
D905,978 S	12/2020	Smrstick	
D912,428 S	3/2021	Li	
D929,763 S *	9/2021	Li	D6/375

(Continued)

Related U.S. Application Data

- (62) Division of application No. 29/753,522, filed on Sep. 30, 2020, now Pat. No. Des. 976,605.

Foreign Application Priority Data

- (30) Apr. 6, 2020 (EM) 00779235-0011
- (51) **LOC (14) Cl.** **06-01**
- (52) **U.S. Cl.**
USPC **D6/374**
- (58) **Field of Classification Search**
USPC D6/334, 335, 336, 349, 355, 360, 361,
D6/369, 370, 374, 375, 378, 379, 380,
D6/650, 716, 716.1, 716.3
CPC A47C 4/02; A47C 4/03; A47C 3/12; A47C
5/04; A47C 5/12; A47C 4/024; A47C
4/028; A47C 7/54; A47C 1/00; A47C
3/38; A47C 7/006; A47C 13/00; A47C
15/00
See application file for complete search history.

References Cited

U.S. PATENT DOCUMENTS

- 3,591,233 A 7/1971 Turcksin
- D253,679 S * 12/1979 Lubke D6/334

OTHER PUBLICATIONS

Click by Sancal on YouTube [online], [site visited Jan. 25, 2023]. Available from internet, URL: <<https://www.youtube.com/watch?v=n1sK0cW3Tns>> (Year: 2020).*

Primary Examiner — Cynthia Ramirez
Assistant Examiner — Xavier Marti-Santos
(74) *Attorney, Agent, or Firm* — Banner & Witcoff, Ltd.


(57) **CLAIM**

The ornamental design for a chair, as shown and described.

DESCRIPTION

FIG. 1 is a front, left-side perspective view of chair showing my new design;
FIG. 2 is a front perspective view thereof;
FIG. 3 is right-side view perspective thereof;
FIG. 4 is a rear, right-side perspective view thereof;
FIG. 5 is a left-side perspective view thereof;
FIG. 6 is a front, right-side perspective view thereof; and,
FIG. 7 is a front, left-side, top perspective view thereof.

1 Claim, 7 Drawing Sheets



(56)

References Cited

U.S. PATENT DOCUMENTS

D955,771 S * 6/2022 Castaño Azorín D6/379
D959,158 S * 8/2022 Kanthasamy D6/335
2020/0375362 A1 12/2020 Hale et al.

* cited by examiner




FIG. 1

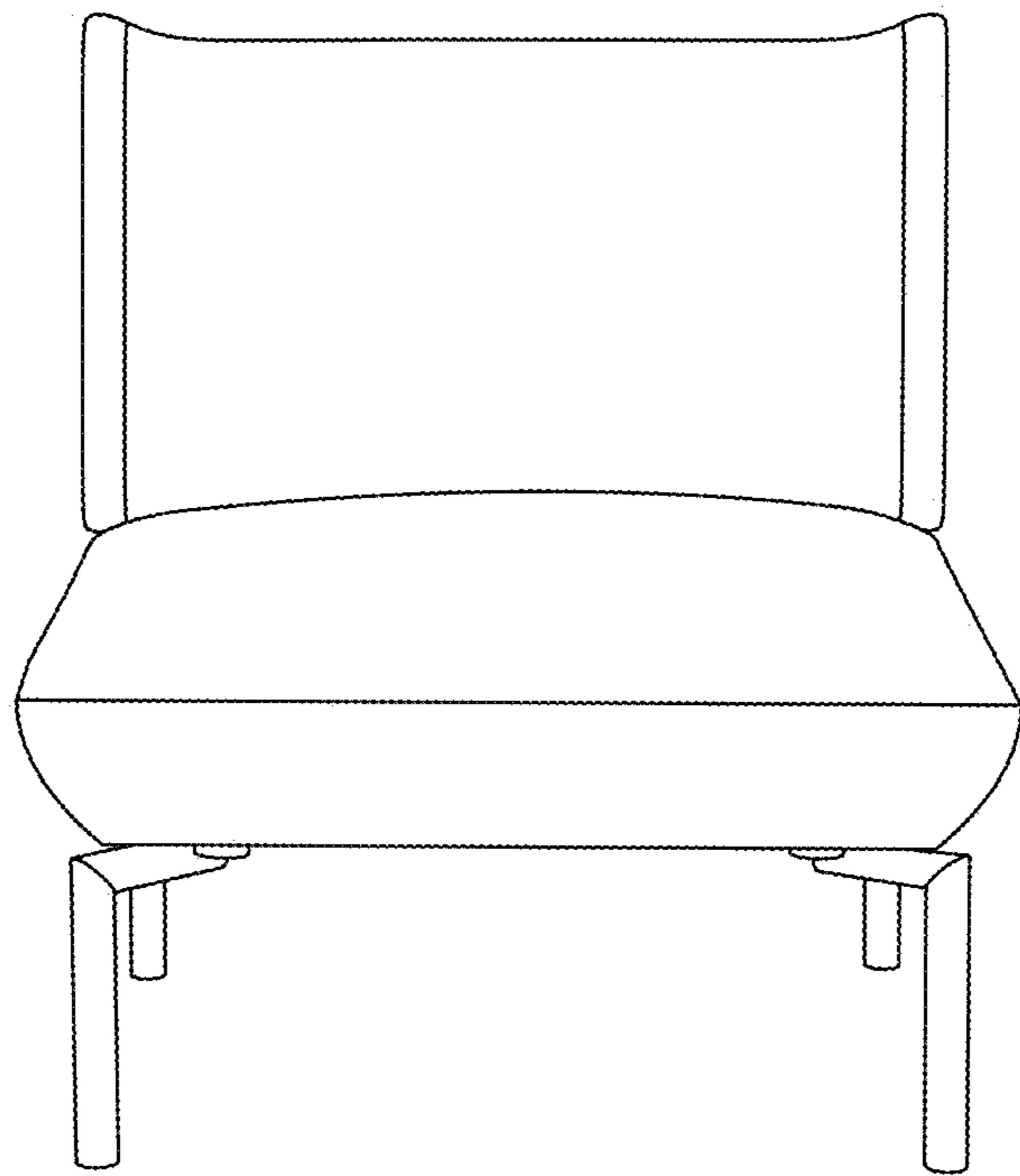


FIG. 2




FIG. 3




FIG. 4




FIG. 5




FIG. 6




FIG. 7