



US0D1006311S

(12) **United States Design Patent** (10) **Patent No.:** **US D1,006,311 S**
Yu (45) **Date of Patent:** **** Nov. 28, 2023**

(54) **LIGHT**
(71) Applicant: **Na Yu**, Fontana, CA (US)
(72) Inventor: **Na Yu**, Fontana, CA (US)
(**) Term: **15 Years**
(21) Appl. No.: **29/797,163**
(22) Filed: **Jun. 29, 2021**
(51) **LOC (14) Cl.** **26-05**
(52) **U.S. Cl.**
USPC **D26/104**
(58) **Field of Classification Search**
USPC D26/24, 40, 93, 104, 106, 110, 118, 123,
D26/124, 135
CPC .. F21S 10/00; F21S 10/02; F21S 10/06; F21S
10/005; F21S 10/063; F21S 6/00; F21S
6/002; F21S 6/003; F21S 9/00; F21W
2131/30
See application file for complete search history.

(56) **References Cited**
U.S. PATENT DOCUMENTS
D426,667 S * 6/2000 Kaviani D26/110
D430,950 S * 9/2000 Lee D26/104
D433,768 S * 11/2000 Huang D26/104
D437,965 S * 2/2001 Diviak, Sr. D26/104
D450,877 S * 11/2001 Marino D26/104
D471,663 S * 3/2003 Olson D26/104
D474,237 S * 5/2003 Levine D19/138
D489,840 S * 5/2004 Liao D26/104
D496,125 S * 9/2004 Solari D26/104
D503,491 S * 3/2005 Shen F21V 33/0004
D26/104
D523,973 S * 6/2006 Brady D26/26

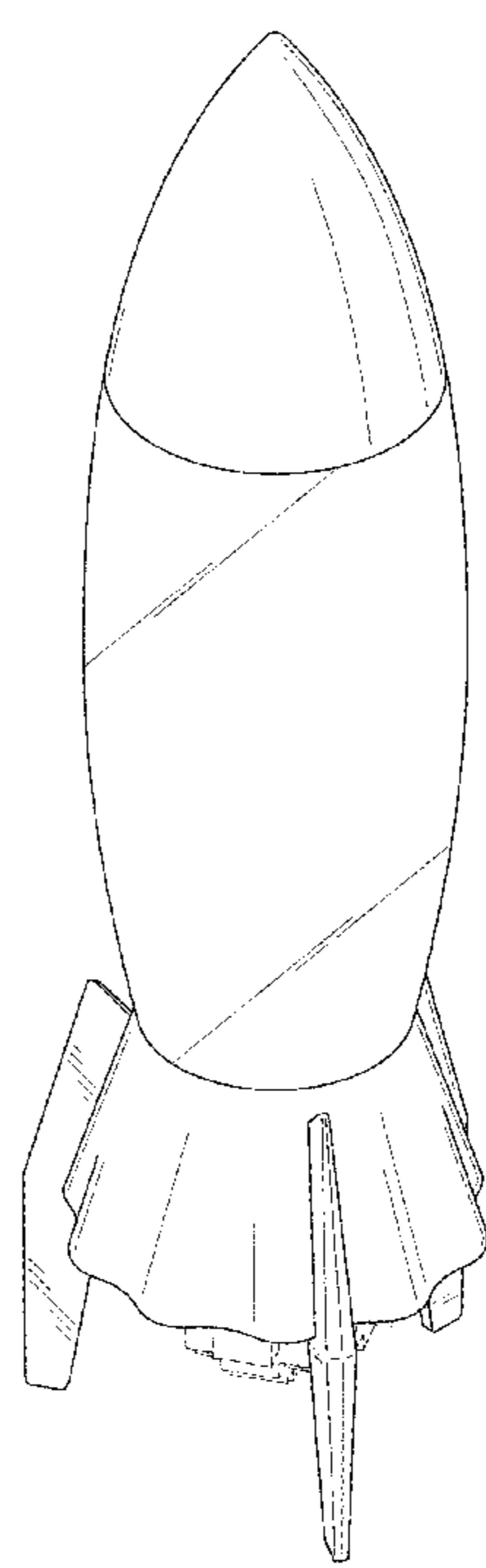
D543,768 S * 6/2007 Ford D26/104
D543,769 S * 6/2007 Ford D7/301
D603,374 S * 11/2009 Peters D14/216
D680,260 S * 4/2013 Lin D26/104
D704,884 S * 5/2014 Chao D26/104
D816,508 S * 5/2018 McArdle D9/674
D845,181 S * 4/2019 Dyson D12/133
D950,136 S * 4/2022 Zhang D26/104
D968,518 S * 11/2022 Liao D21/455
D972,198 S * 12/2022 Fu D26/104
D979,122 S * 2/2023 Cai D26/104
D991,537 S * 7/2023 Pan D26/54
D994,958 S * 8/2023 Wang D26/110
D998,860 S * 9/2023 Lin D26/104

* cited by examiner
Primary Examiner — Clint A Samuel
(74) *Attorney, Agent, or Firm* — Tommy S F Wang;
Wang IP Law Group, P.C.

(57) **CLAIM**
The ornamental design for a light, as shown and described.

DESCRIPTION
FIG. 1 is a perspective view of a light showing my new design;
FIG. 2 is another perspective view thereof;
FIG. 3 is a front view thereof;
FIG. 4 is a rear view thereof;
FIG. 5 is a left side view thereof;
FIG. 6 is a right side view thereof;
FIG. 7 is a top view thereof; and,
FIG. 8 is a bottom view thereof.
The broken line portions of the light in FIGS. 1-8 represent unclaimed portions of the claimed design and form no part thereof.

1 Claim, 7 Drawing Sheets



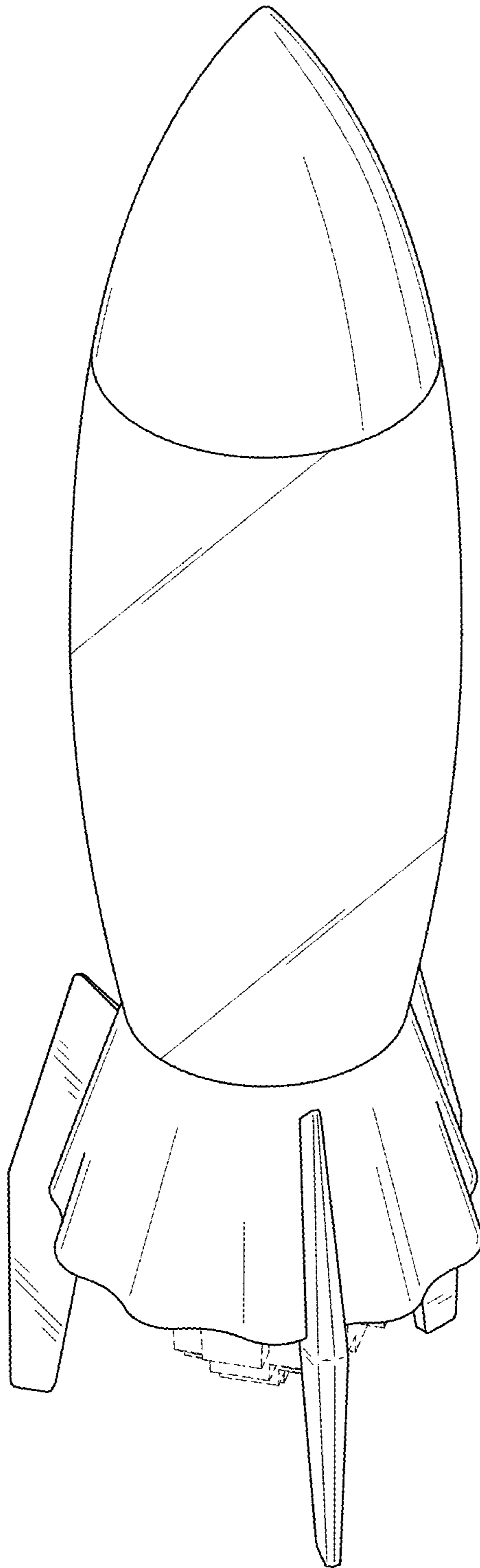


FIG. 1

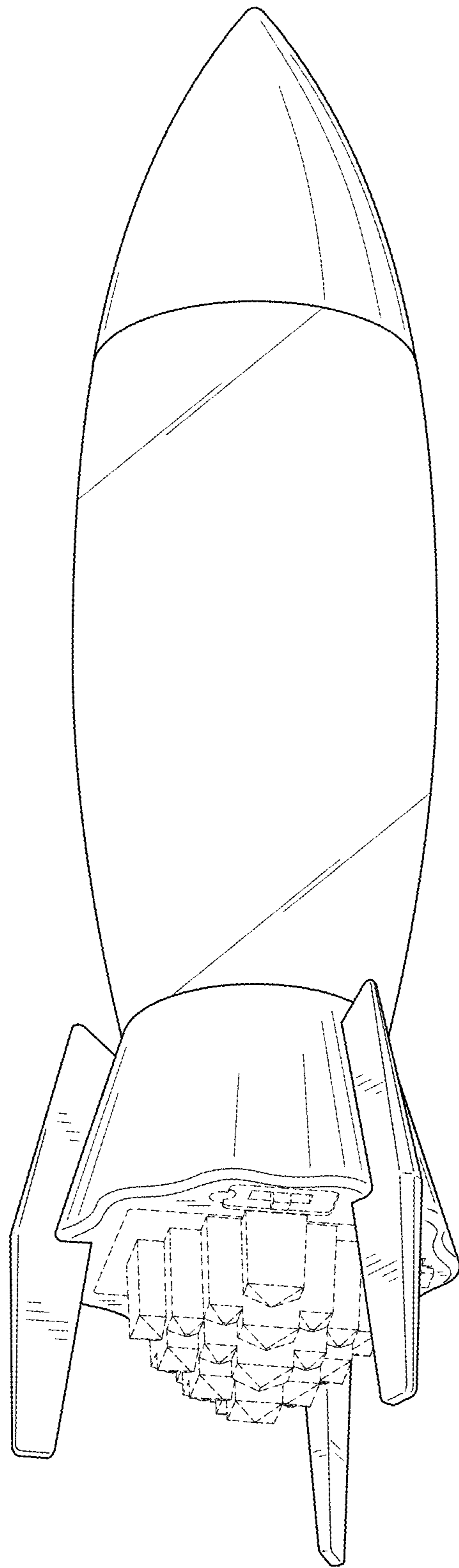


FIG. 2

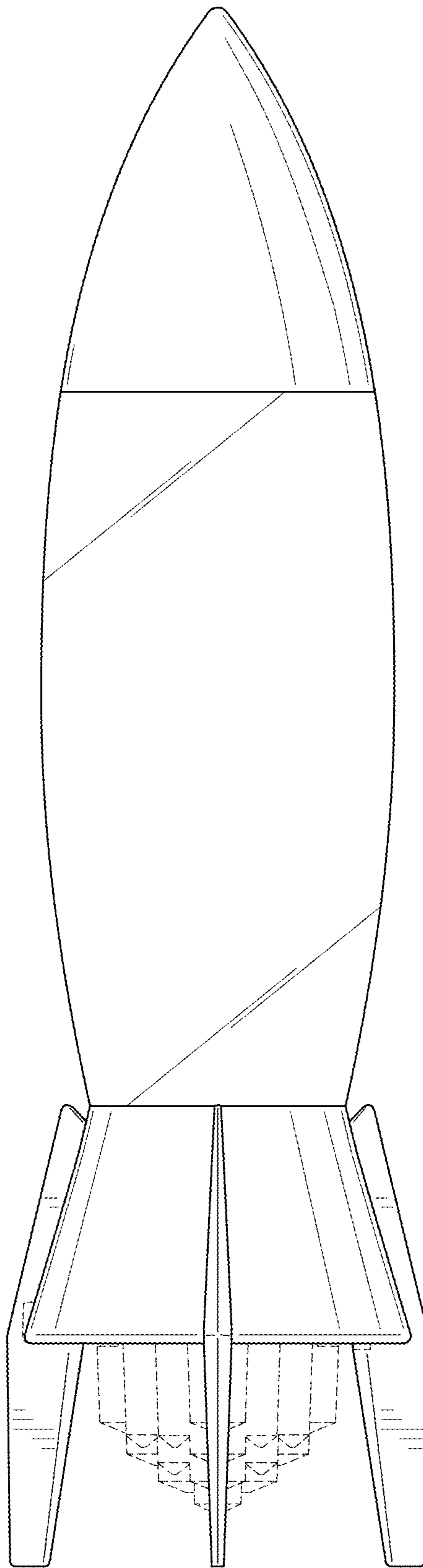


FIG. 3

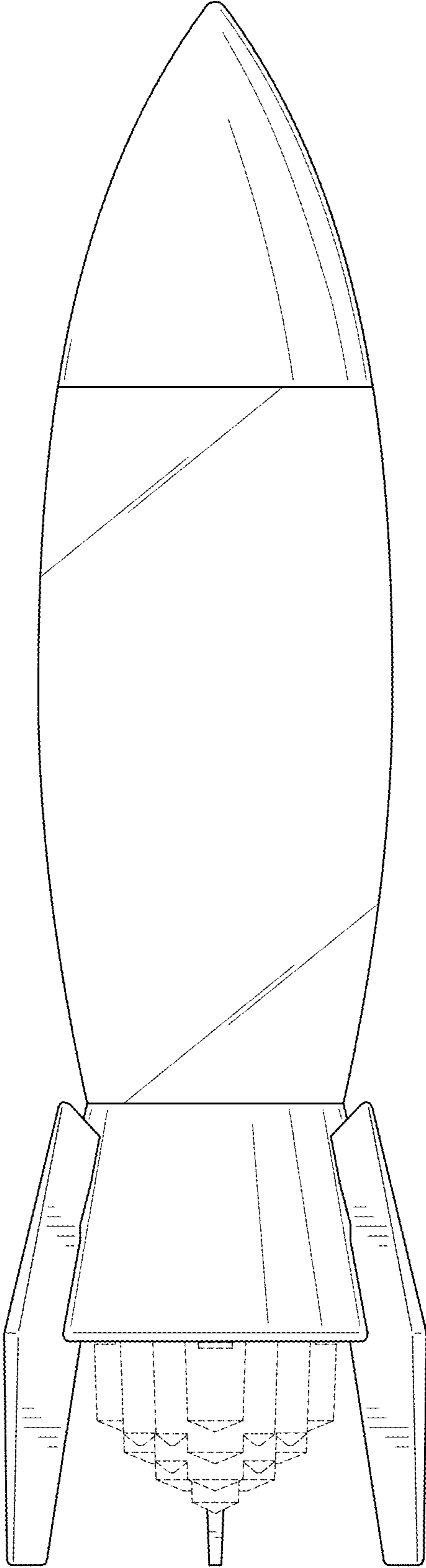


FIG. 4

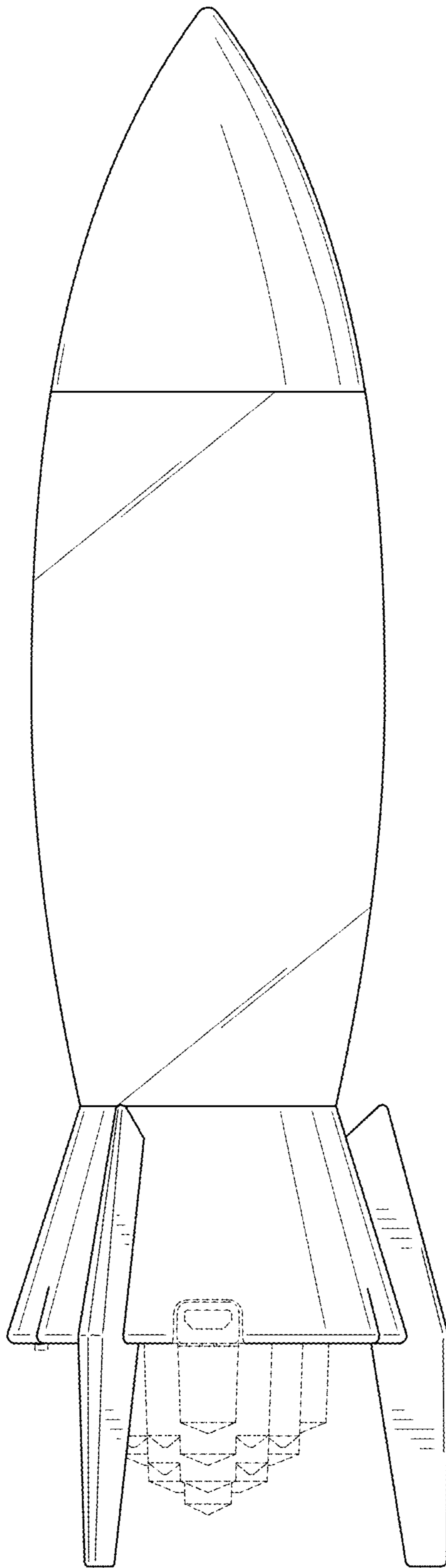


FIG. 5

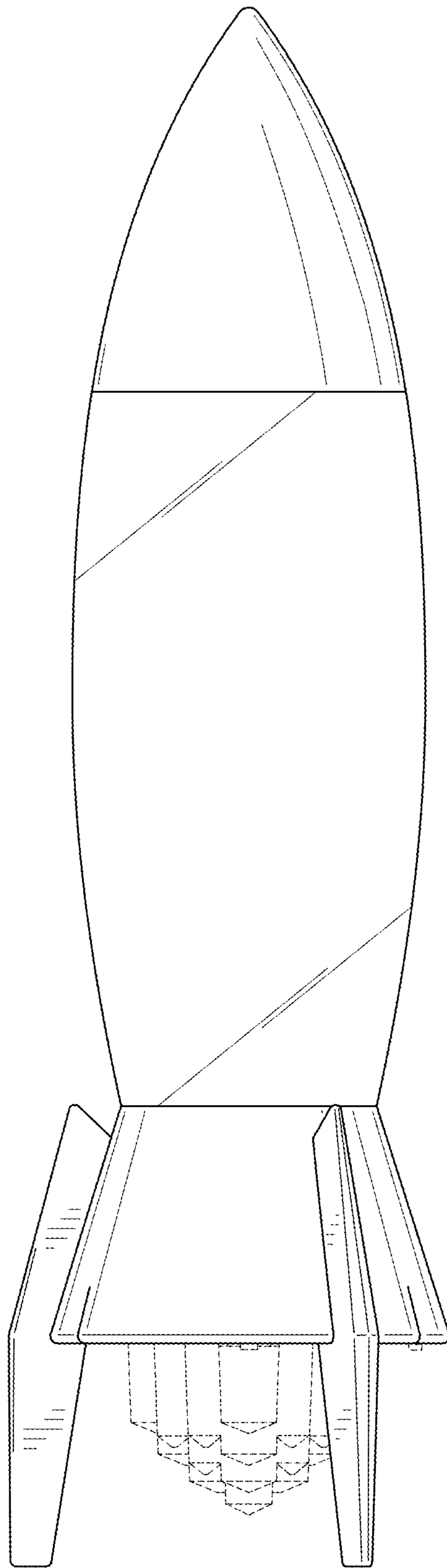


FIG. 6

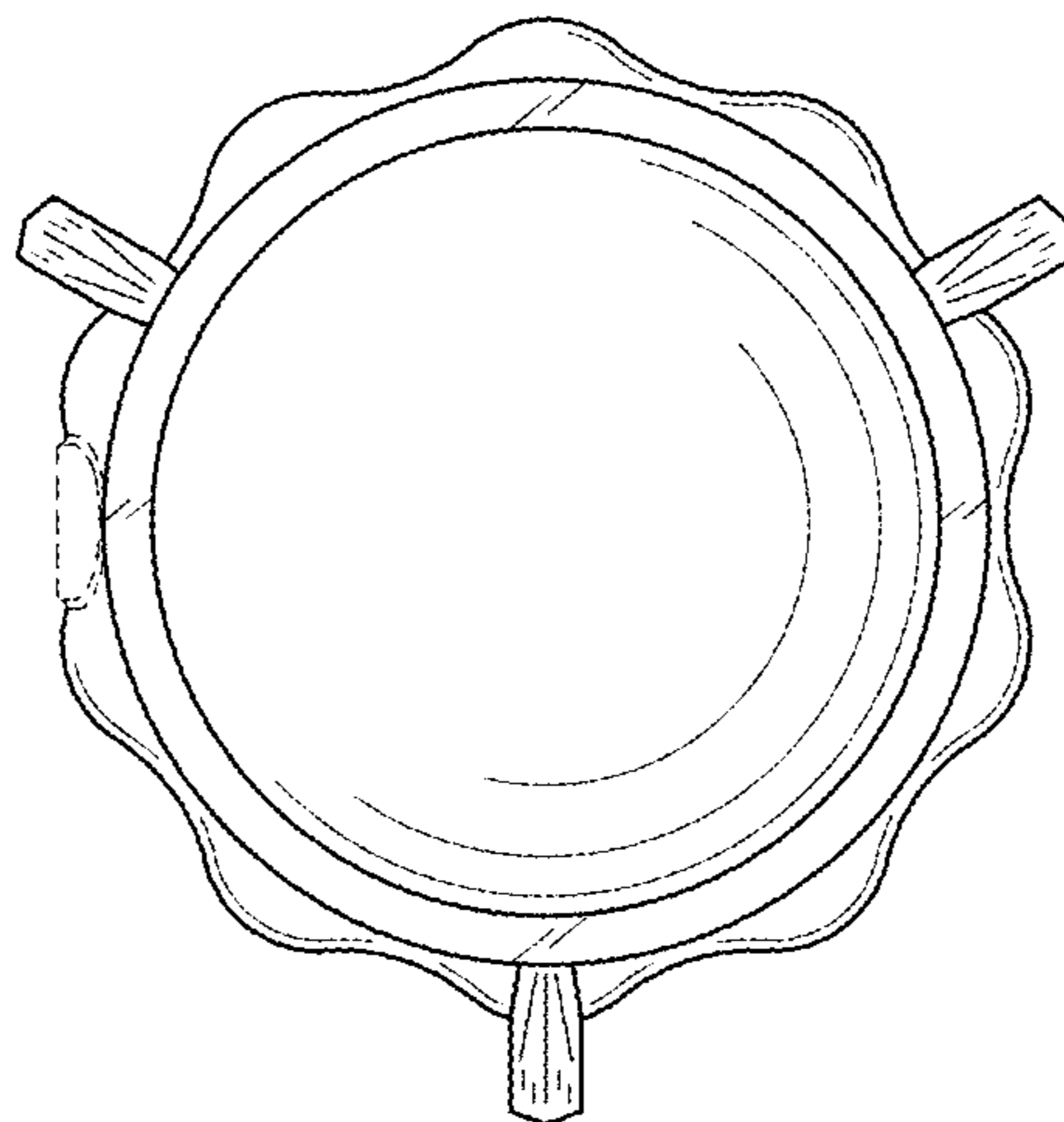


FIG. 7

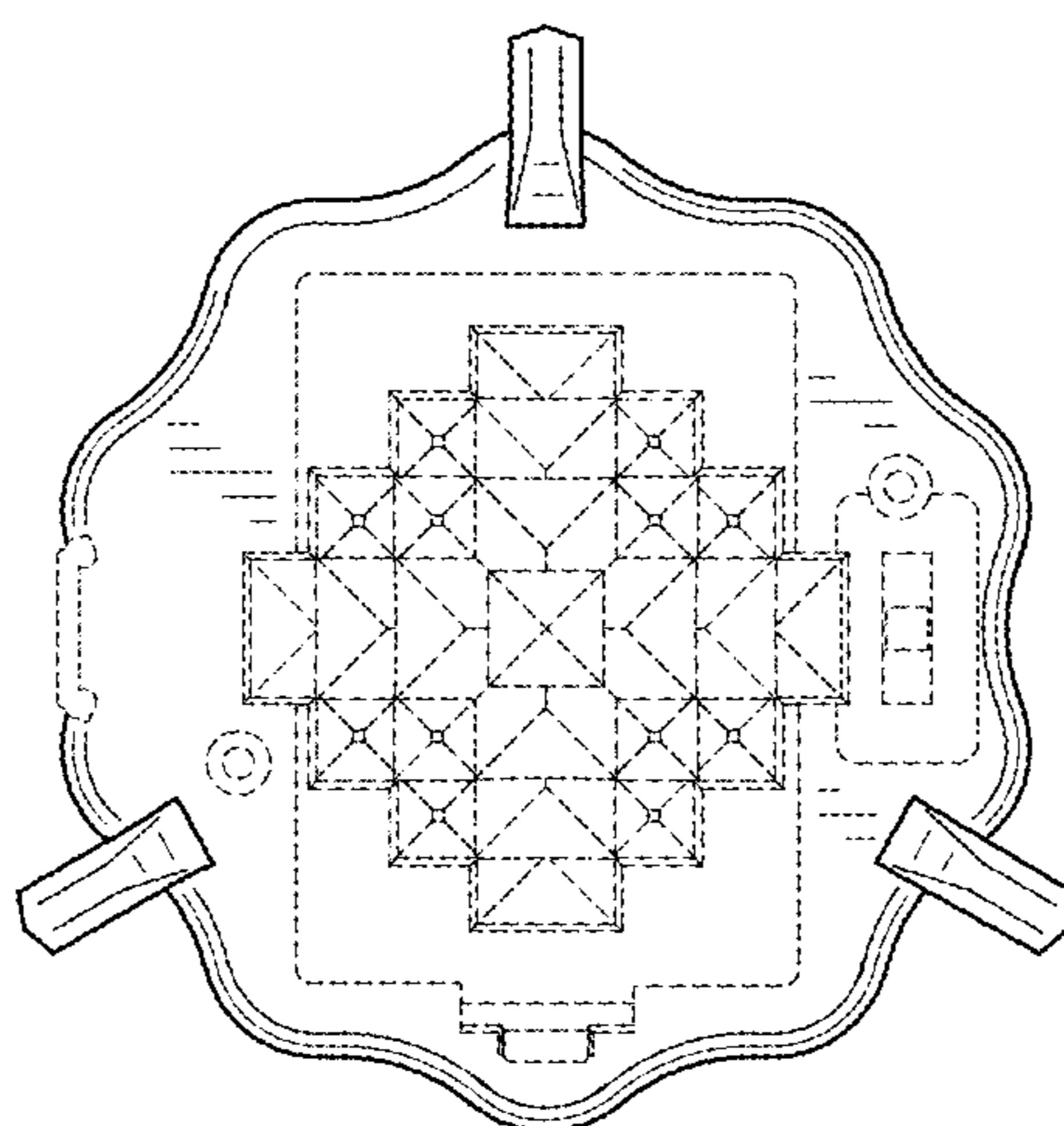


FIG. 8