



US0D1005210S

(12) **United States Design Patent** (10) **Patent No.:** **US D1,005,210 S**
Allen et al. (45) **Date of Patent:** **** Nov. 21, 2023**

(54) **BOAT FENDER HANGER**

(71) Applicants: **Randall Allen**, Lake Havasu City, AZ (US); **Coral Allen**, Lake Havasu City, AZ (US)

(72) Inventors: **Randall Allen**, Lake Havasu City, AZ (US); **Coral Allen**, Lake Havasu City, AZ (US)

(**) Term: **15 Years**

(21) Appl. No.: **29/828,627**

(22) Filed: **Feb. 28, 2022**

(51) **LOC (14) Cl.** **12-06**

(52) **U.S. Cl.**
USPC **D12/317**

(58) **Field of Classification Search**
USPC D12/317, 300, 301, 302, 303, 304, 305, D12/306, 308, 309, 310, 311, 312, 313, D12/314, 315, 316; D21/542; D8/383, D8/382, 367
CPC B63B 59/02; B63B 21/04
See application file for complete search history.

(56) **References Cited**

U.S. PATENT DOCUMENTS

3,167,287	A	1/1965	Collins	
4,526,124	A	7/1985	Hartwall	
4,843,994	A	7/1989	Wilson	
5,074,506	A	12/1991	Larsen	
D585,357	S *	1/2009	Volkwein	D12/317
9,789,937	B1 *	10/2017	Ratigan	F16G 11/106
10,184,220	B1	1/2019	McGilvery	
D923,529	S *	6/2021	Vannatter	D12/168
D970,330	S *	11/2022	Hou	D8/367
2023/0182873	A1 *	6/2023	Allen	B63B 59/02
				114/219

OTHER PUBLICATIONS

“: Taylor Made Products Tidy-Ups Boat Fender Adjuster : Boat Rails” amazon.com, post Published Oct. 1, 2006. Retrieved Aug. 3, 2023. Available online at URL:https://www.amazon.com/Products-1016-Tidy-Ups-Adjuster-Standard/dp/B000MJHIYK/ref=sr_1_6?keywords=boat%2Bfender%2Bhangers&qid=169 (Year: 2006).*
“Lifeline Fender Hooks—Boat Leather” fisheriessupply.com, post Published: Unavailable. Retrieved Aug. 3, 2023. Available online at URL:https://www.fisheriessupply.com/boat-leather-lifeline-fender-hooks(Year: 2023).*
Compass Marine Fender Bag, Retrieved from Internet, Retrieved on Sep. 21, 2021 <URL: https://www.compassmarine.co.uk/fender-bags-c102x1360332>.

* cited by examiner

Primary Examiner — Christian P. McLean
Assistant Examiner — Jessica Lynn Devilbiss

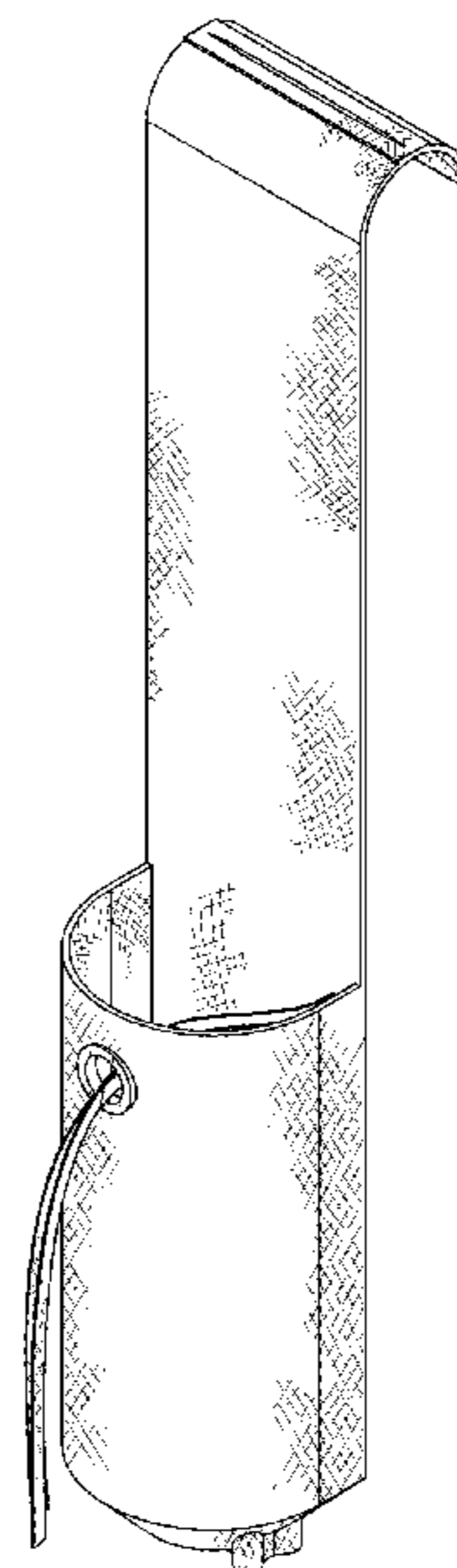
(57) **CLAIM**

The ornamental design for a boat fender hanger, as shown and described.

DESCRIPTION

FIG. 1 is a top-front-left perspective view of a boat fender hanger showing my new design;
FIG. 2 is a bottom-rear-right perspective view thereof;
FIG. 3 is a front elevational view thereof;
FIG. 4 is a rear elevational view thereof;
FIG. 5 is a right elevational view thereof;
FIG. 6 is a left elevational plan view thereof;
FIG. 7 is a top plan view thereof;
FIG. 8 is a bottom elevational view thereof; and,
FIG. 9 is a top-front-left perspective view thereof, wherein the boat fender hanger is attached to a boat cleat.
The broken line of a boat cleat in FIG. 9, is included for the purpose of illustrating environmental structure and forms no part of the claimed design.

1 Claim, 9 Drawing Sheets



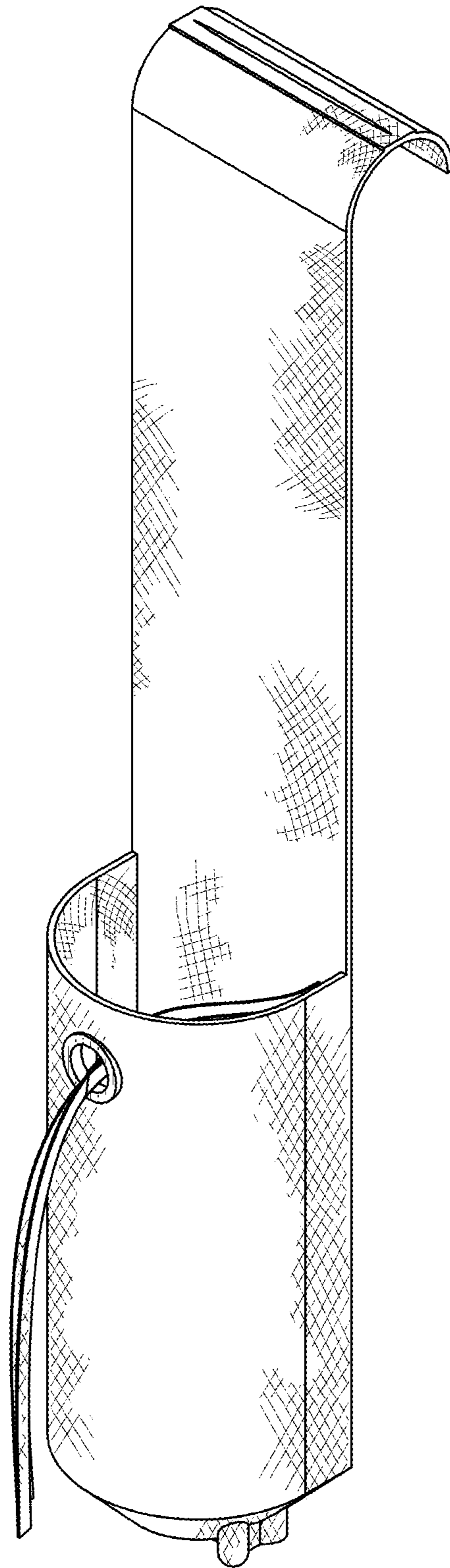


FIG. 1

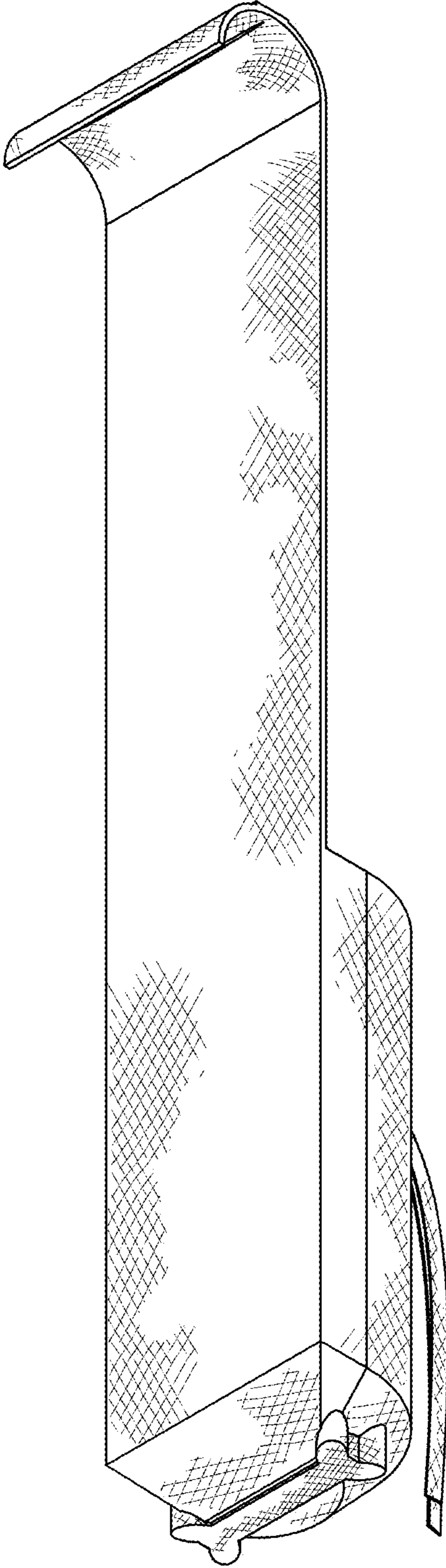


FIG. 2




FIG. 3




FIG. 4

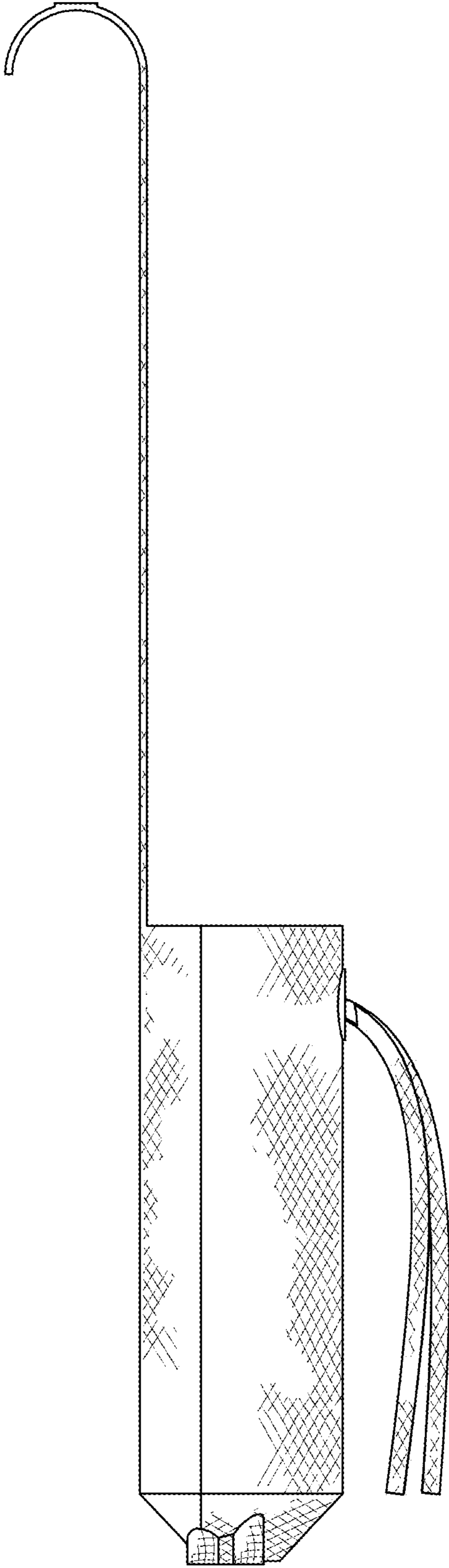


FIG. 5

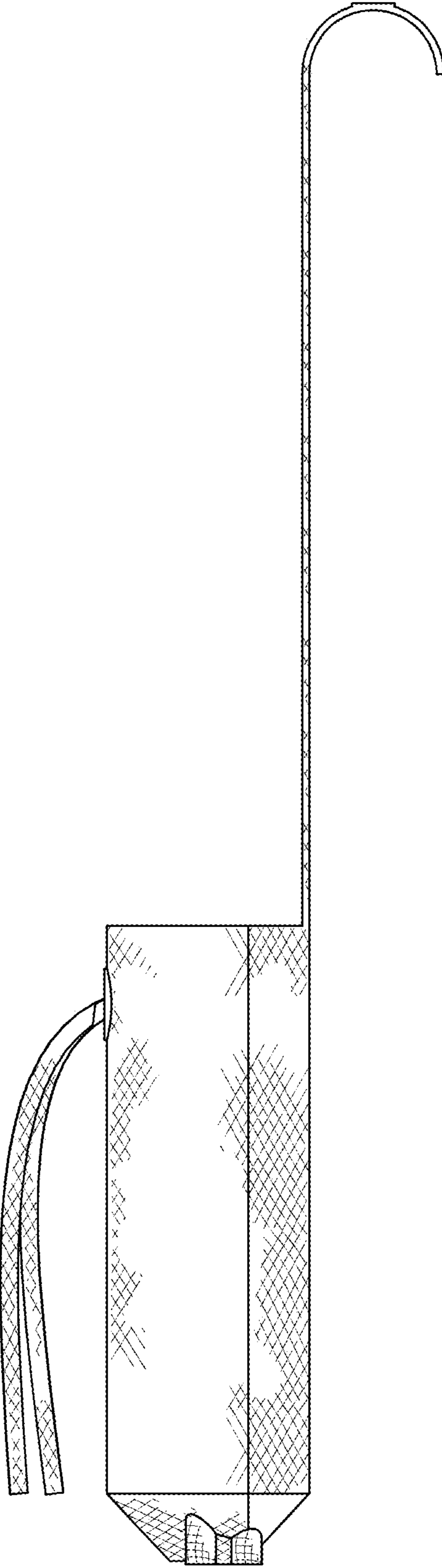


FIG. 6

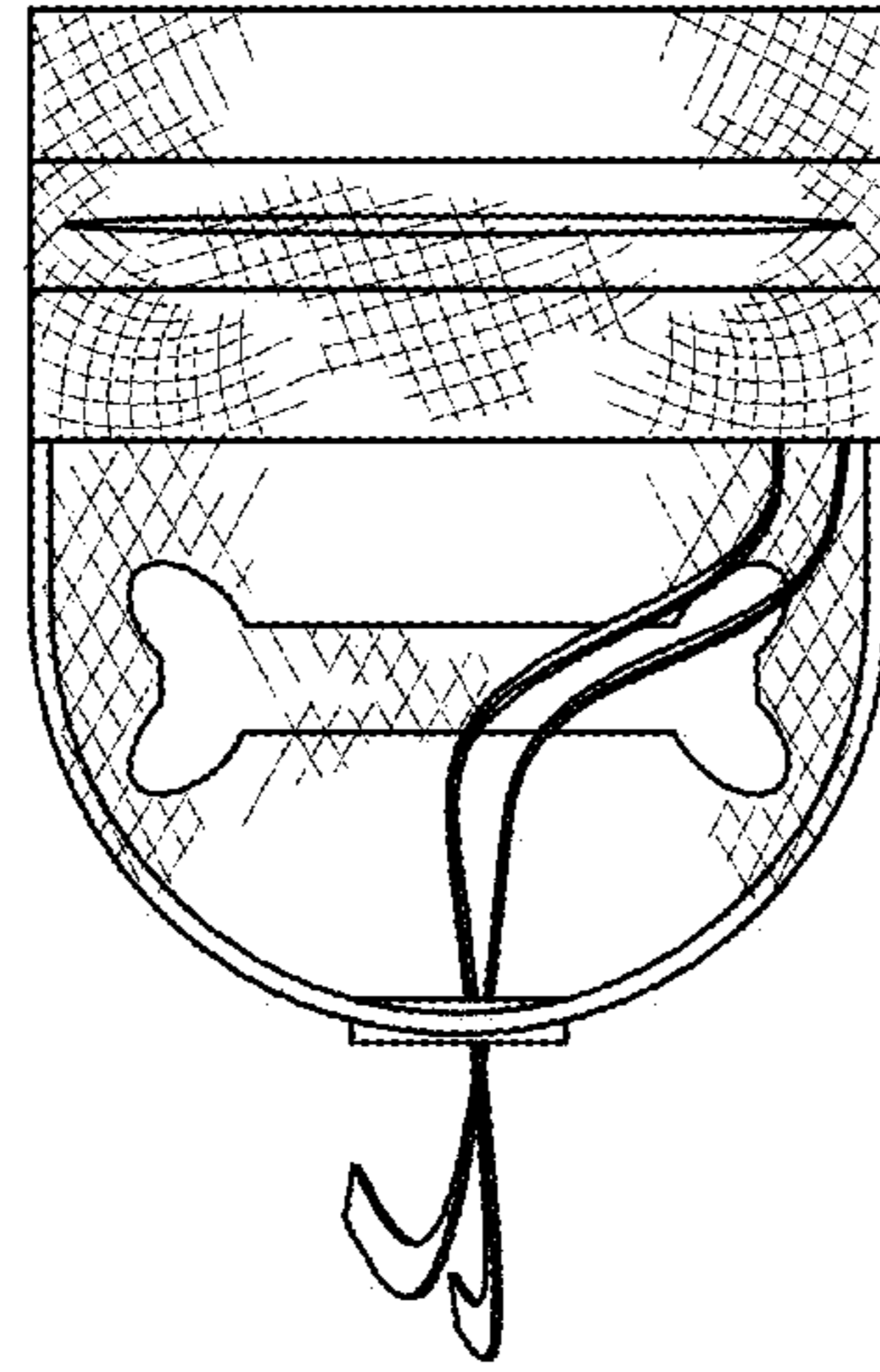


FIG. 7

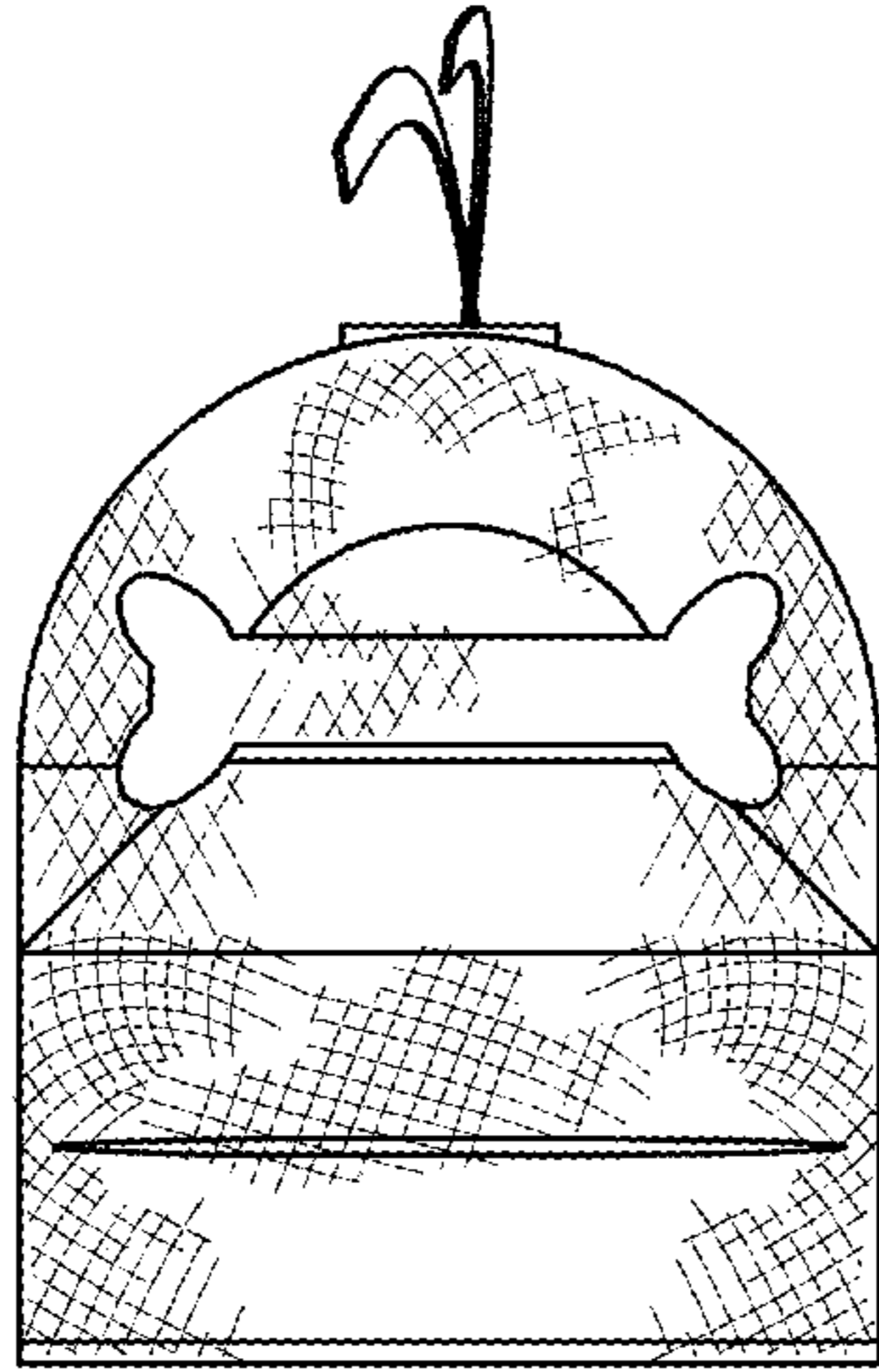


FIG. 8

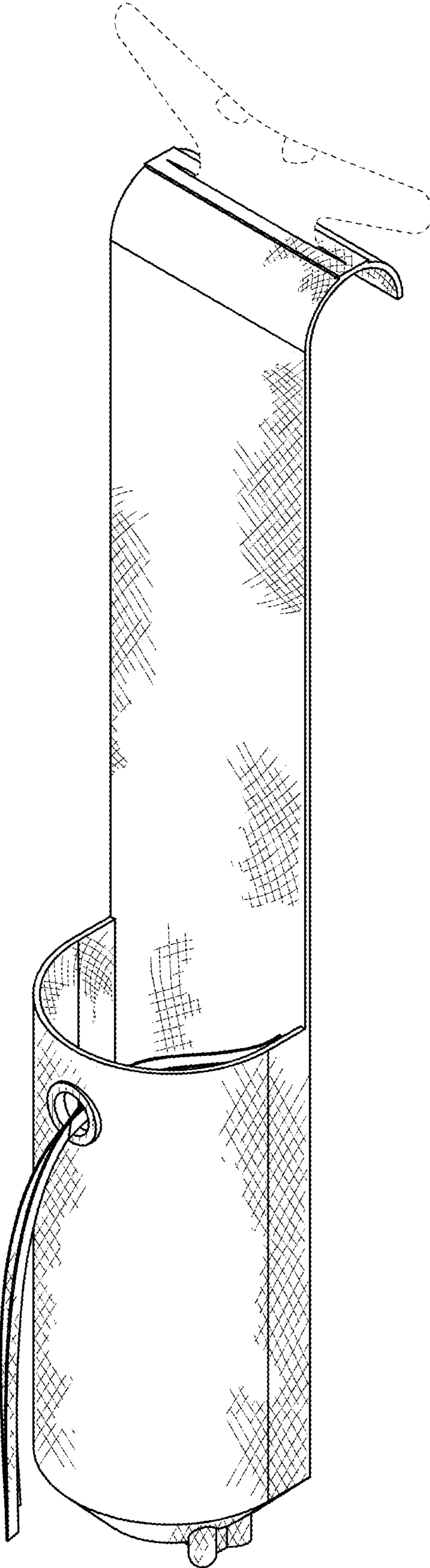


FIG. 9