



US0D1004976S

(12) **United States Design Patent** (10) **Patent No.:** **US D1,004,976 S**
McMillan et al. (45) **Date of Patent:** **** Nov. 21, 2023**

(54) **HANDWASHING DEVICE**

(71) Applicants: **Laurie McMillan**, Kimberling City, MO (US); **Tanner McMillan**, Kimberling City, MO (US)

(72) Inventors: **Laurie McMillan**, Kimberling City, MO (US); **Tanner McMillan**, Kimberling City, MO (US)

(**) Term: **15 Years**

(21) Appl. No.: **29/825,370**

(22) Filed: **Jan. 31, 2022**

Related U.S. Application Data

(63) Continuation-in-part of application No. 17/569,005, filed on Jan. 5, 2022.

(51) **LOC (14) Cl.** **04-02**

(52) **U.S. Cl.**
USPC **D4/100; D4/130**

(58) **Field of Classification Search**
USPC D4/100, 114, 121, 127, 128, 130, 132, D4/133, 134, 135, 136, 137, 138, 199; D24/214; D30/158, 159
CPC A46B 5/02; A46B 9/02; A46B 2200/1006; A46B 9/005; A46B 9/06
See application file for complete search history.

(56) **References Cited**

U.S. PATENT DOCUMENTS

7,131,987 B2 11/2006 Sherman
D808,602 S * 1/2018 Stuart D32/35
10,213,064 B2 2/2019 Sedic

2002/0112741 A1 8/2002 Pieroni
2020/0000293 A1 * 1/2020 Akridge A46B 9/005
2020/0360221 A1 * 11/2020 Tseng A61H 23/0254
2023/0103469 A1 * 4/2023 McMillan A46B 15/0008
15/151

OTHER PUBLICATIONS

Toysmith Store, Toysmith Virus Hand Wash Helper, High Bounce Light Up Ball, Wash Until It Stops Flashing, Retrieved from Amazon, Retrieved on Aug. 17, 2021 <URL: <https://www.amazon.com/Toysmith-Virus-Helper-Bounce-Flashing/dp/B08VR7WN8W>>.

Learning Resources Store, Learning Resources 20-Second Handwashing Timer, Retrieved from Amazon, Retrieved on Aug. 17, 2021 <URL: <https://www.amazon.com/Learning-Resources-20-Second-Handwashing-Timer/dp/B08DJS9644>>.

* cited by examiner

Primary Examiner — Karen E Eldridge Powers


(57) **CLAIM**

The ornamental design for a handwashing device, as shown and described.

DESCRIPTION

FIG. 1 is a perspective view of a handwashing device showing our new design;
FIG. 2 is a front elevational view thereof;
FIG. 3 is a rear elevational view thereof;
FIG. 4 is a right-side elevational view thereof;
FIG. 5 is a left-side elevational view thereof;
FIG. 6 is a top plan view thereof; and,
FIG. 7 is a bottom plan view thereof.

1 Claim, 7 Drawing Sheets






FIG. 1




FIG. 2




FIG. 3




FIG. 4




FIG. 5




FIG. 6




FIG. 7