



US0D1003784S

(12) **United States Design Patent** (10) **Patent No.:** **US D1,003,784 S**  
**Wang** (45) **Date of Patent:** **\*\* Nov. 7, 2023**

(54) **BRAKE DISC**  
(71) Applicant: **Guangzhou Yabo Xun Technology Co., LTD**, Guangzhou (CN)  
(72) Inventor: **Haiyang Wang**, Guangzhou (CN)  
(73) Assignee: **GUANGZHOU YABO XUN TECHNOLOGY CO., LTD**, Guangzhou (CN)

D784,873 S \* 4/2017 Kobayashi ..... D12/180  
10,274,030 B2 \* 4/2019 Meggiolan ..... B62L 1/00  
D873,739 S \* 1/2020 Betto ..... D12/180  
10,626,935 B2 \* 4/2020 Wesling ..... B62L 1/005  
D941,719 S \* 1/2022 Patterson ..... D12/180  
D943,475 S \* 2/2022 Patterson ..... D12/180

(\*\*) Term: **15 Years**  
(21) Appl. No.: **29/842,803**

(22) Filed: **Jun. 16, 2022**  
(51) **LOC (14) Cl.** ..... **12-16**  
(52) **U.S. Cl.**  
USPC ..... **D12/180**  
(58) **Field of Classification Search**  
USPC ..... D12/114, 122, 123, 126, 127, 160, 180  
CPC . B62L 1/005; B62L 1/00; F16D 65/12; F16D 65/126; F16D 65/123; F16D 65/127; F16D 65/128; F16D 65/847; C23C 24/04  
See application file for complete search history.

**OTHER PUBLICATIONS**

Amazon.com. "D Dymoece 2 Pcs Bike Disc Brake Rotors with 12 Bolts" First reviewed May 18, 2020. Retrieved Aug. 11, 2023. (<https://www.amazon.com/Dymoece-Brake-Rotors-Mountain-Bicycle/dp/B083JG1S1V/>) (Year: 2020).\*

\* cited by examiner

*Primary Examiner* — Susan E Krakower  
*Assistant Examiner* — Jerry Shiuan-Hua Hsu  
(74) *Attorney, Agent, or Firm* — Bayramoglu Law Offices LLC

(56) **References Cited**

**U.S. PATENT DOCUMENTS**

D381,609 S \* 7/1997 Ohata ..... D12/180  
D381,610 S \* 7/1997 Ohata ..... D12/180  
D381,611 S \* 7/1997 Ohata ..... D12/180  
D413,092 S \* 8/1999 Johnson ..... D12/180  
D413,093 S \* 8/1999 Johnson ..... D12/180  
D446,177 S \* 8/2001 Ueno ..... D12/180  
D521,428 S \* 5/2006 Campbell ..... D12/180  
D541,717 S \* 5/2007 Chen ..... D12/180  
7,284,643 B1 \* 10/2007 Kao ..... F16D 65/12  
188/26  
D581,329 S \* 11/2008 Ohigashi ..... D12/180  
8,978,842 B2 \* 3/2015 Iwai ..... C23C 24/04  
188/26  
9,206,869 B2 \* 12/2015 Wen ..... F16D 65/847

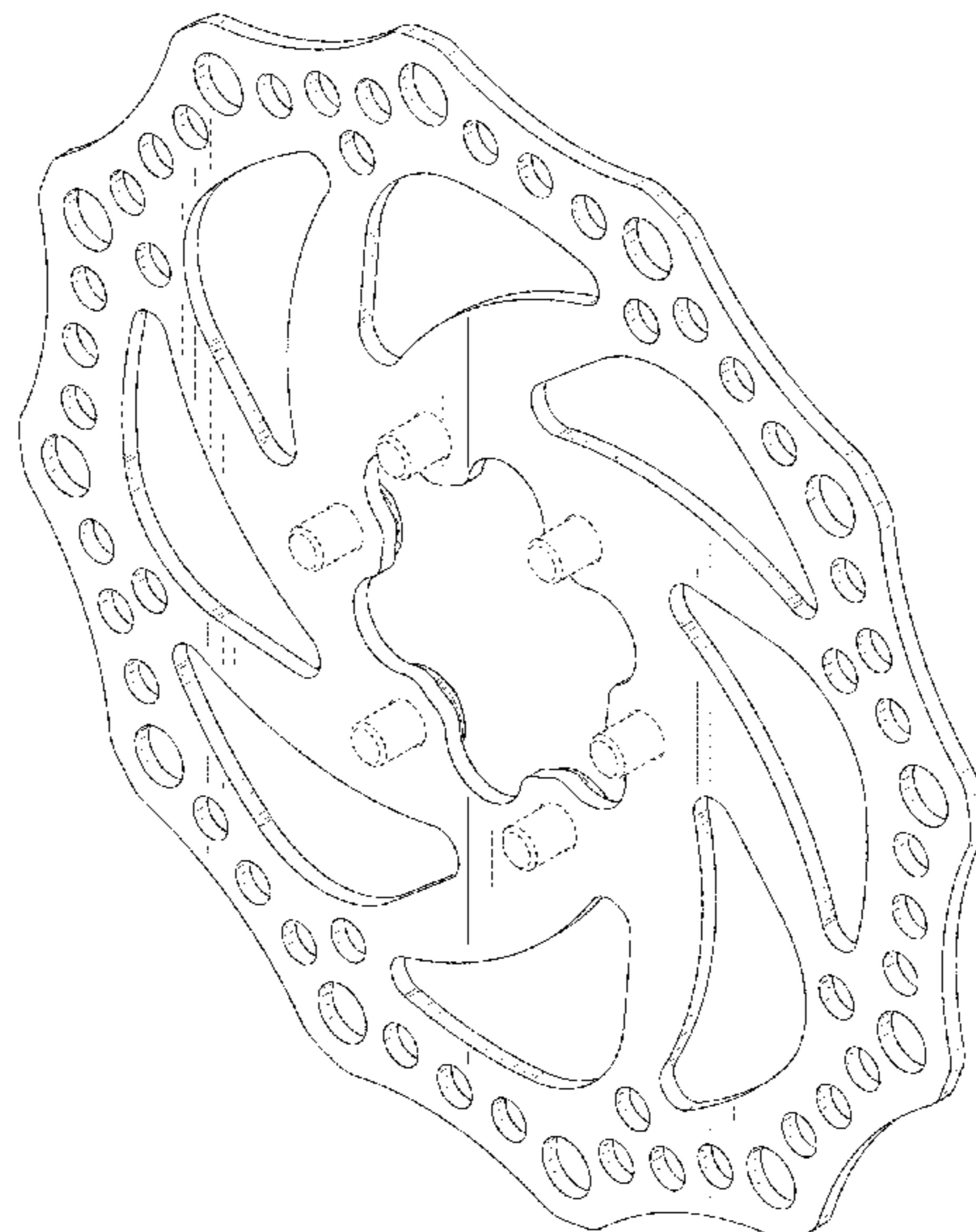
(57) **CLAIM**

The ornamental design for a brake disc, as shown and described.

**DESCRIPTION**

FIG. 1 is a top, front, right side perspective view of a brake disc showing my new design;  
FIG. 2 is a bottom, rear, left side perspective view thereof;  
FIG. 3 is a front elevation view thereof;  
FIG. 4 is a rear elevation view thereof;  
FIG. 5 is a left side elevation view thereof;  
FIG. 6 is a right side elevation view thereof;  
FIG. 7 is a top plan view thereof; and,  
FIG. 8 is a bottom plan view thereof.  
The broken lines in the drawings depict portions of the brake disc that form no part of the claimed design.

**1 Claim, 8 Drawing Sheets**



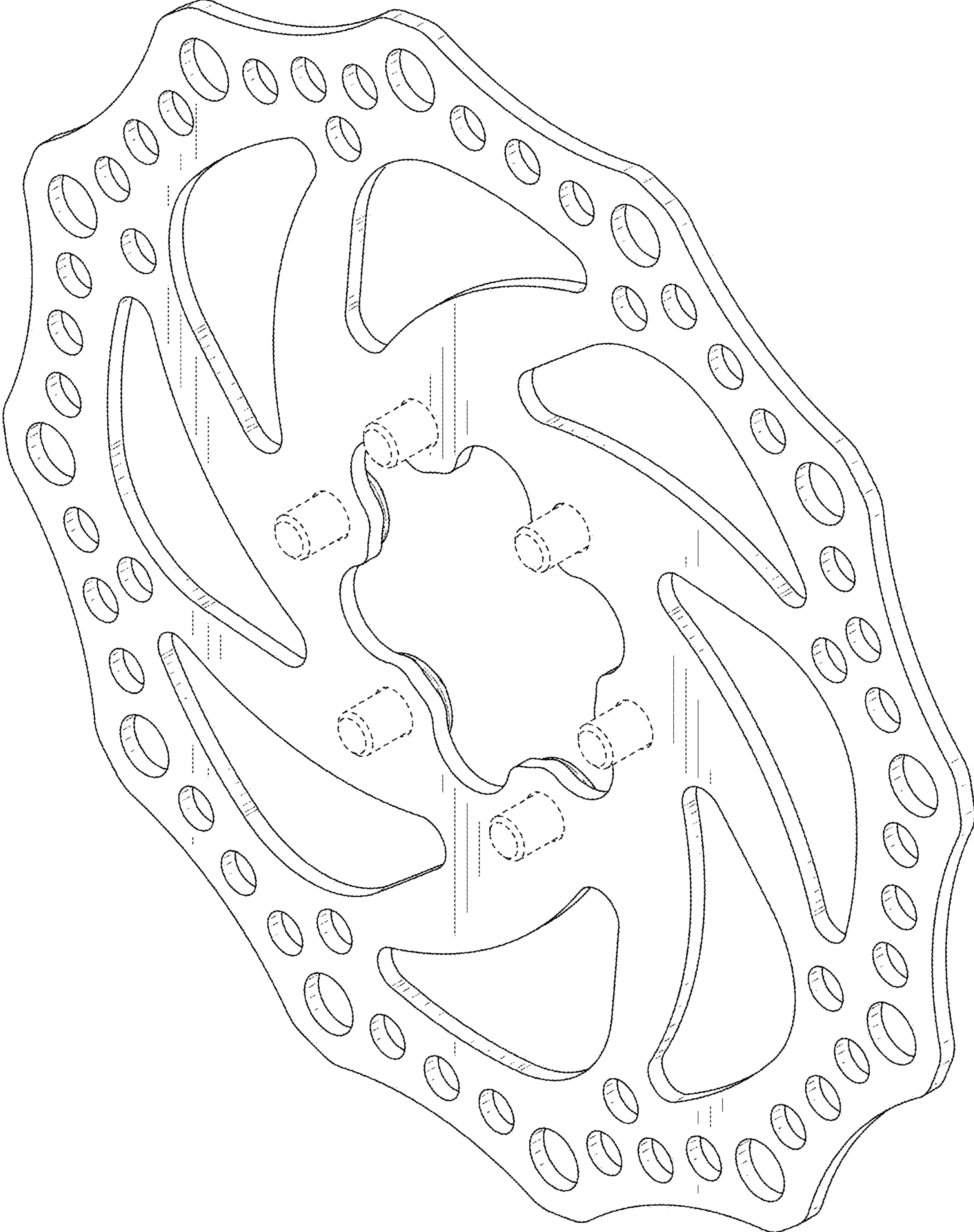


FIG. 1



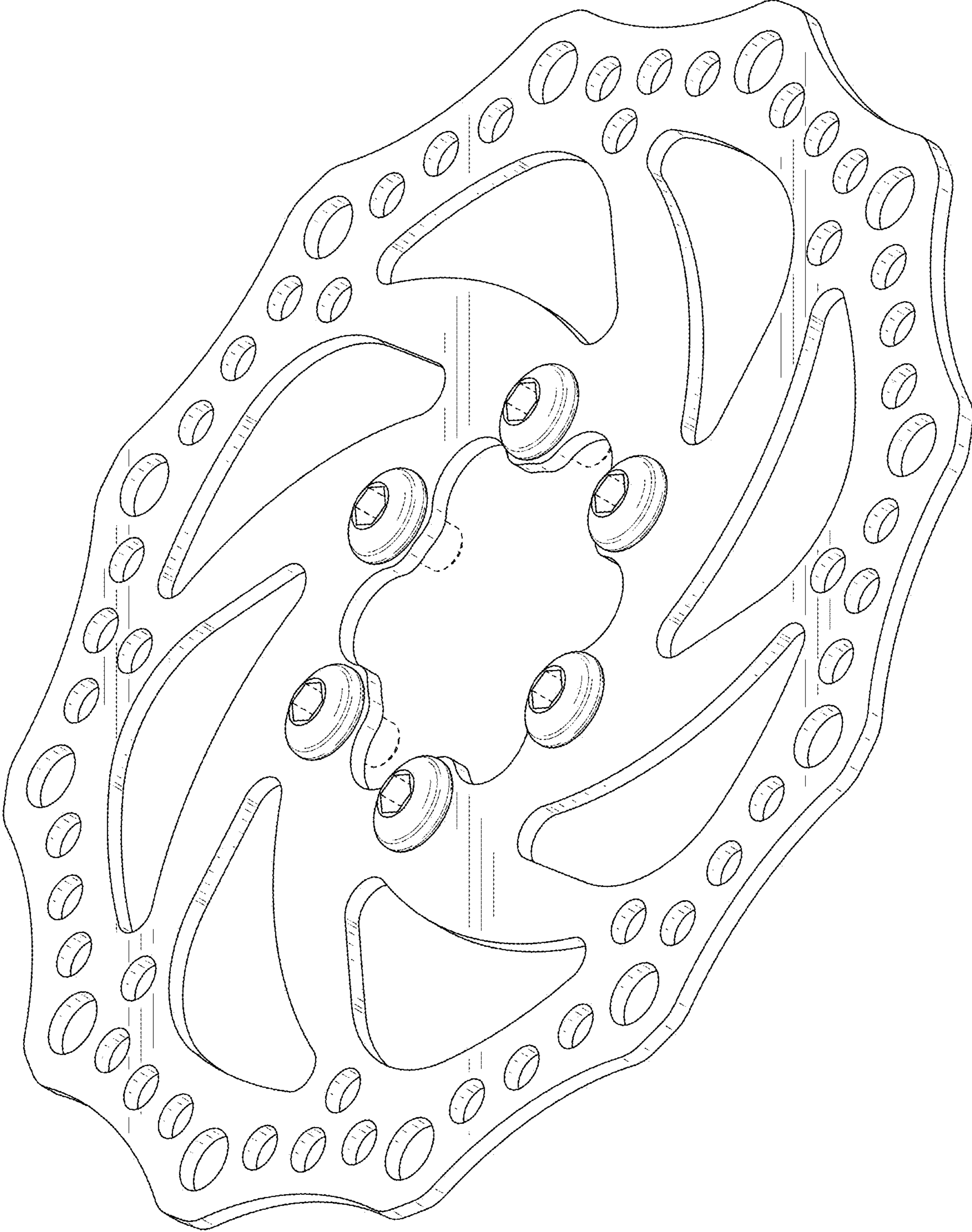


FIG. 2




FIG. 3




FIG. 4

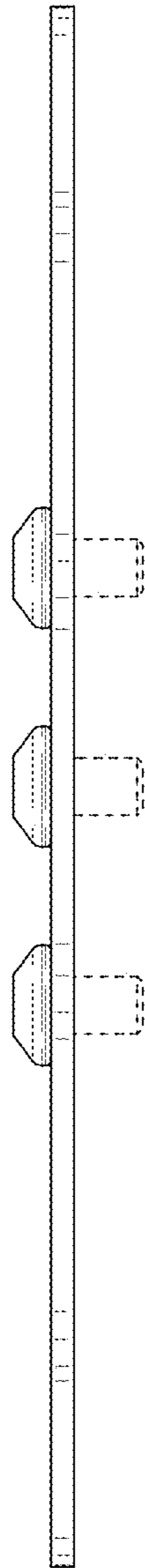


FIG. 5

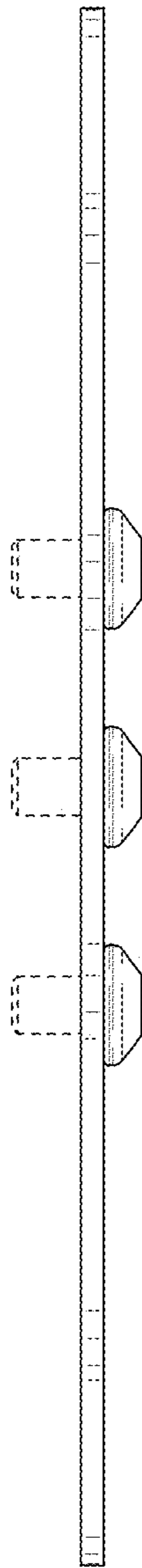


FIG. 6

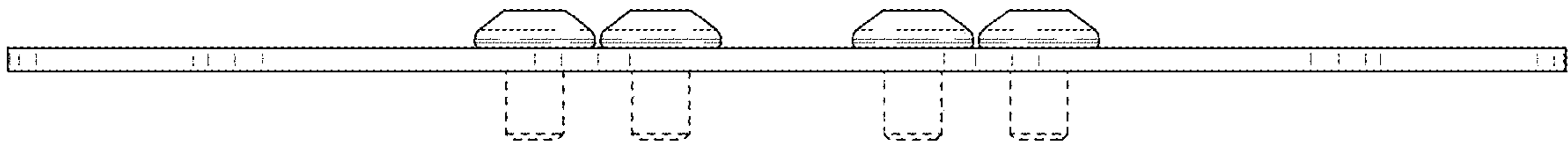


FIG. 7



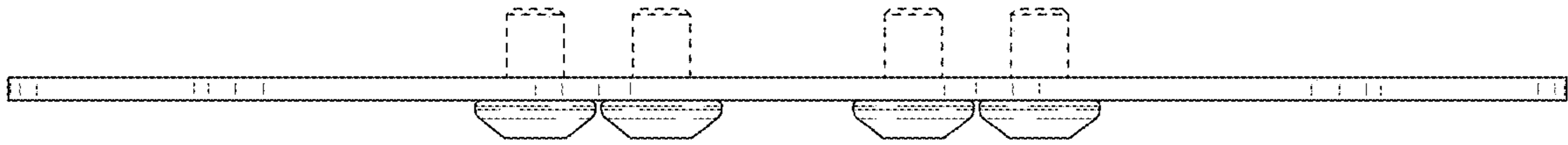


FIG. 8