



US0D1003382S

(12) **United States Design Patent** (10) **Patent No.:** **US D1,003,382 S**
Schmit (45) **Date of Patent:** **** *Oct. 31, 2023**

(54) **RECREATIONAL SLIDE**
(71) Applicant: **Slick Slide LLC**, Phoenix, AZ (US)
(72) Inventor: **Gary Schmit**, Phoenix, AZ (US)
(73) Assignee: **Slick Slide LLC**, Phoenix, AZ (US)

D838,800 S * 1/2019 Ozsoz D21/819
D844,732 S * 4/2019 Hunter D21/821
D869,590 S * 12/2019 Sekreter D21/820
D876,564 S * 2/2020 Hunter D21/819
D892,960 S * 8/2020 Hunter D21/819
D901,613 S * 11/2020 Hunter D21/819
D903,804 S * 12/2020 Hunter D21/819
D905,188 S * 12/2020 Hunter D21/819

(*) Notice: This patent is subject to a terminal disclaimer.

(Continued)

(**) Term: **15 Years**

FOREIGN PATENT DOCUMENTS

(21) Appl. No.: **29/867,146**

EP 3685895 B1 9/2021

(22) Filed: **Oct. 12, 2022**

OTHER PUBLICATIONS

Related U.S. Application Data

(63) Continuation of application No. 29/696,765, filed on Jul. 1, 2019, now Pat. No. Des. 973,821.

Water slide google search; google.com; Aug. 18, 2023.*
Recreational slide google search; google.com; Aug. 18, 2023.*

(51) **LOC (14) Cl.** **21-02**

Primary Examiner — Mitchell I. Siegel

(52) **U.S. Cl.**
USPC **D21/818**

(74) *Attorney, Agent, or Firm* — Wood Herron & Evans LLP

(58) **Field of Classification Search**
USPC D21/811, 814, 818–821
CPC A63G 21/00–21/22
See application file for complete search history.

(57) **CLAIM**

The ornamental design for a recreational slide, as shown and described.

(56) **References Cited**

DESCRIPTION

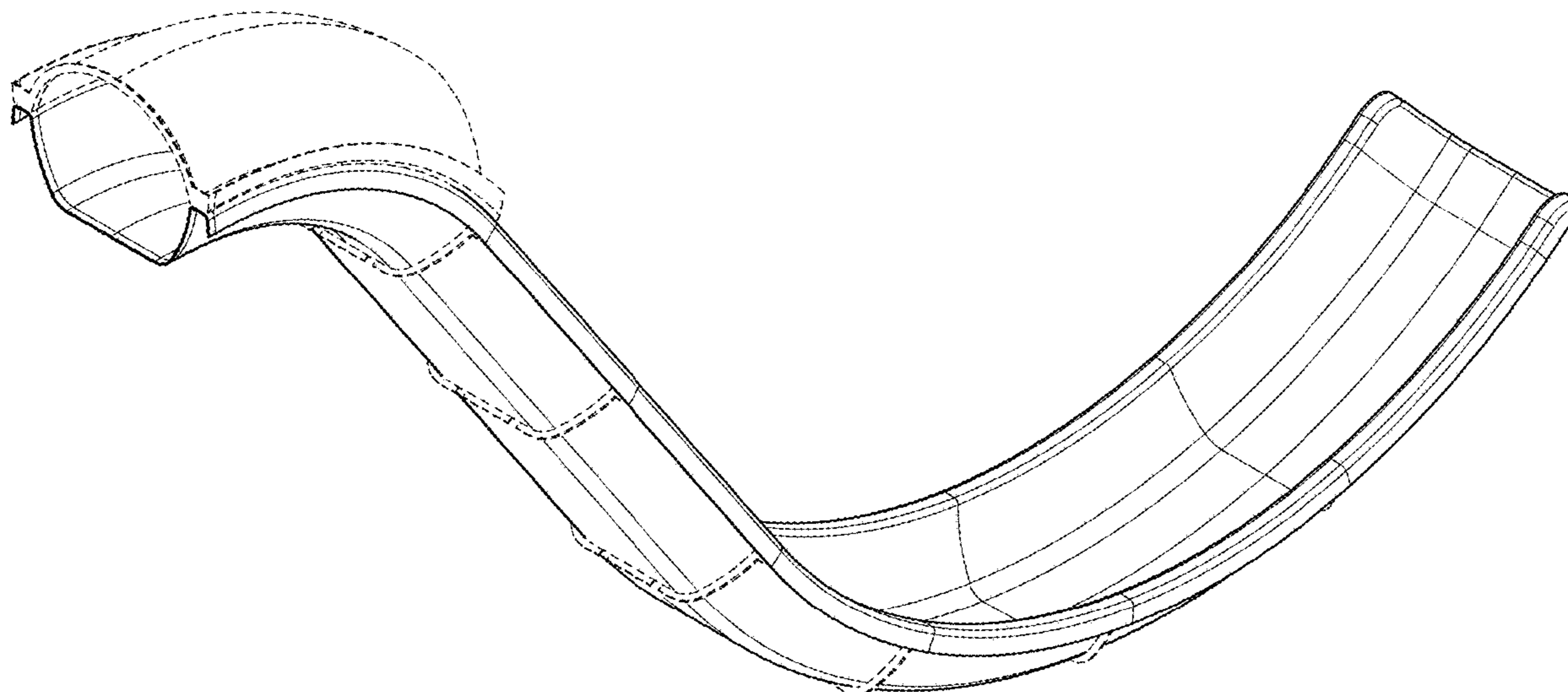
U.S. PATENT DOCUMENTS

2,841,396 A 7/1958 Foss
4,394,173 A * 7/1983 Aste A63G 21/06
104/69
D371,414 S * 7/1996 King D21/821
5,540,622 A 7/1996 Gold et al.
D438,279 S 2/2001 Robertson et al.
D619,186 S * 7/2010 Strall D21/818
D637,253 S * 5/2011 Hunter D21/819
D641,823 S * 7/2011 Hunter D21/819
D705,882 S * 5/2014 Brassard D21/821
D705,883 S * 5/2014 Brassard D21/821
D758,517 S * 6/2016 Gonzalez D21/818
D806,816 S * 1/2018 Forbes D21/818

FIG. 1 is a left perspective view of a recreational slide showing my new design;
FIG. 2 is a left side view thereof;
FIG. 3 is a top view thereof;
FIG. 4 is a front view thereof;
FIG. 5 is a rear view thereof;
FIG. 6 is a bottom view thereof; and,
FIG. 7 is a right side view thereof.

The broken dash lines in the figures depict portions of the article that form no part of the claimed design. Neither the portions of the article shown in broken dash-dot line nor the broken dash-dot lines themselves form any part of the claimed invention.

1 Claim, 7 Drawing Sheets



(56)

References Cited

U.S. PATENT DOCUMENTS

D919,732 S * 5/2021 Hunter D21/819
D973,821 S * 12/2022 Schmit D21/818

* cited by examiner

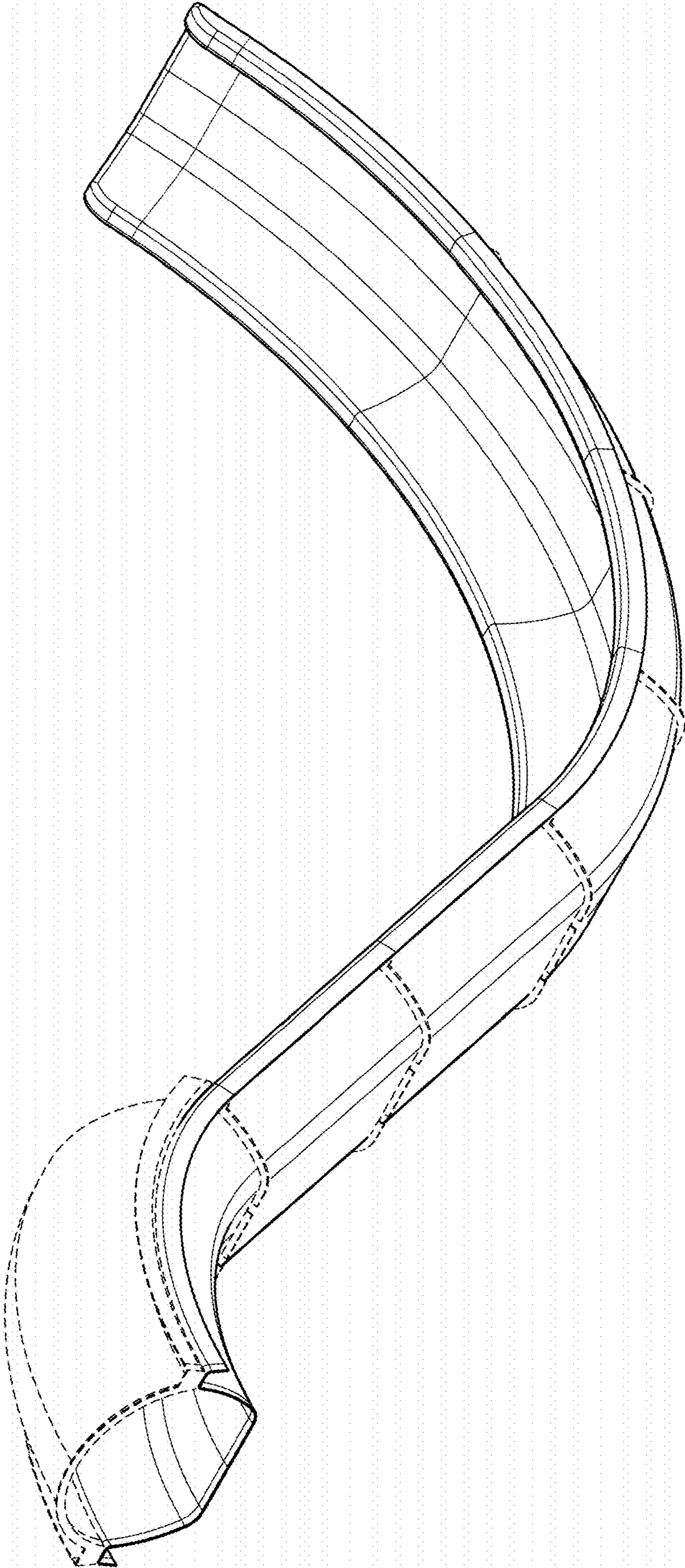


FIG. 1

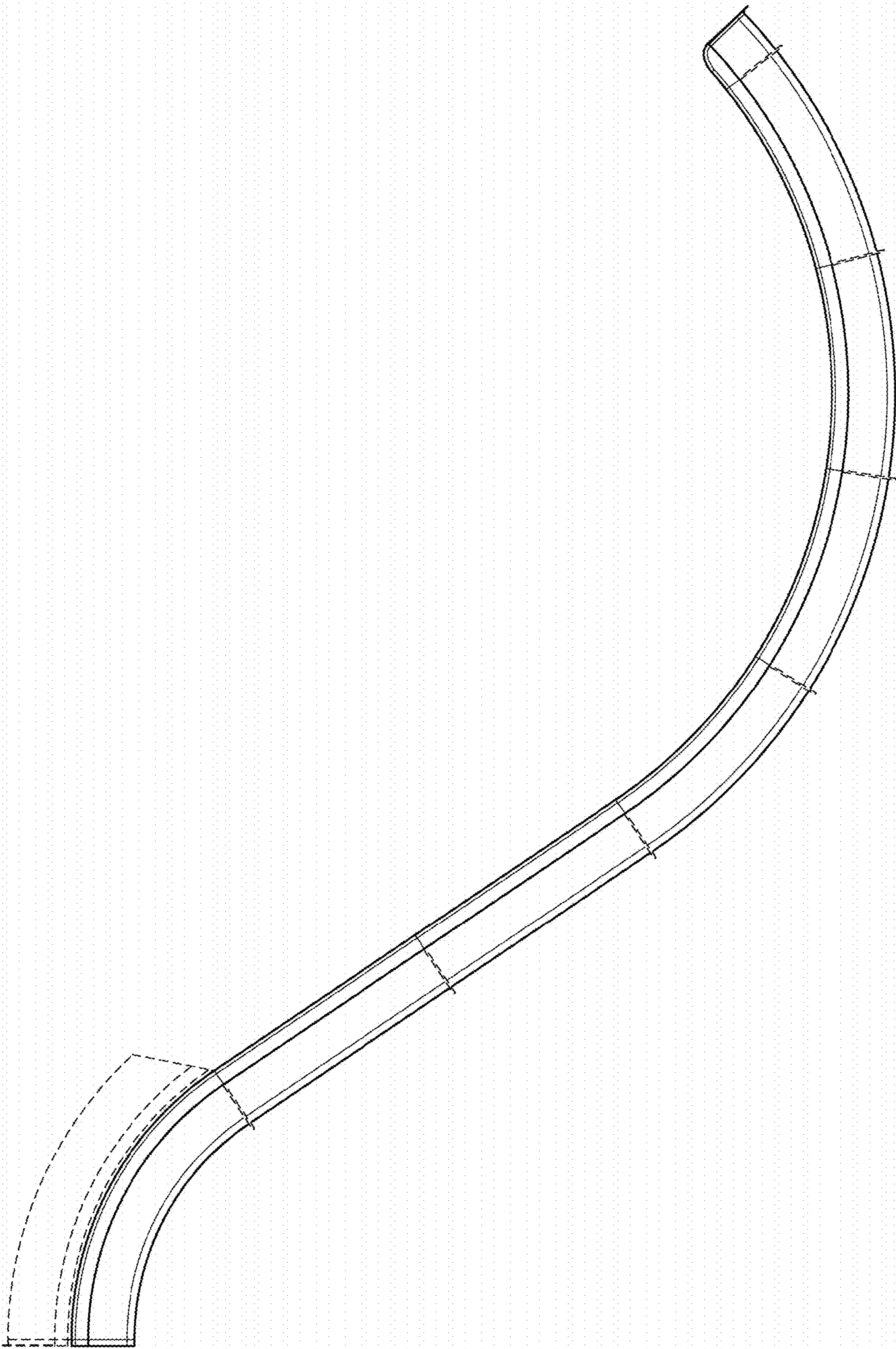


FIG. 2

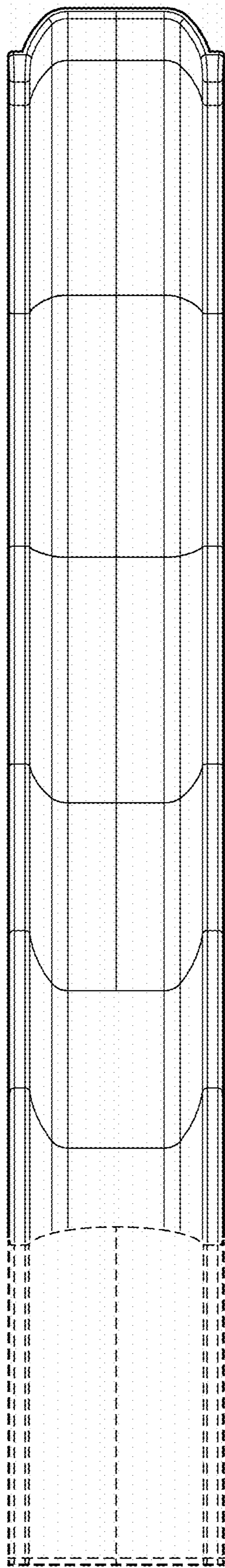


FIG. 3

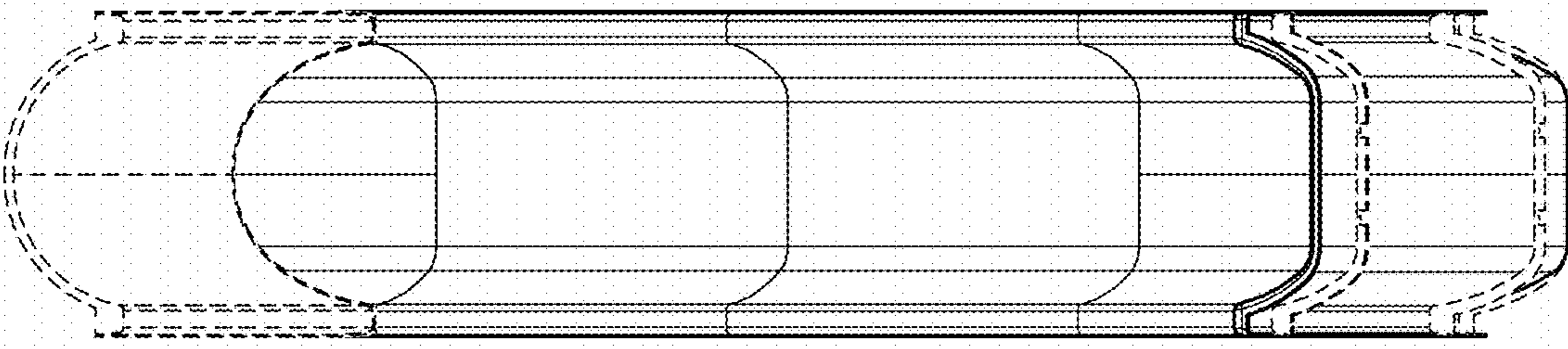


FIG. 4

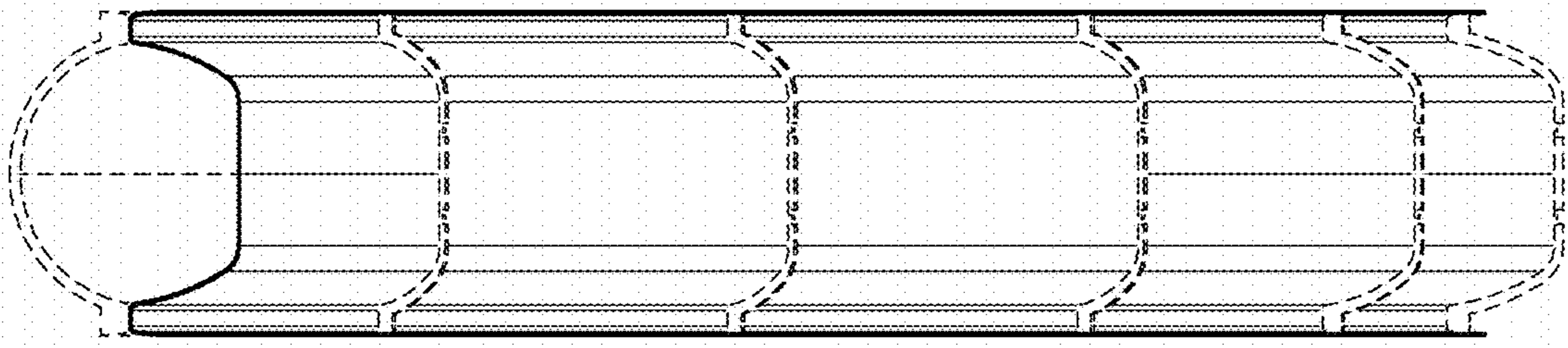


FIG. 5

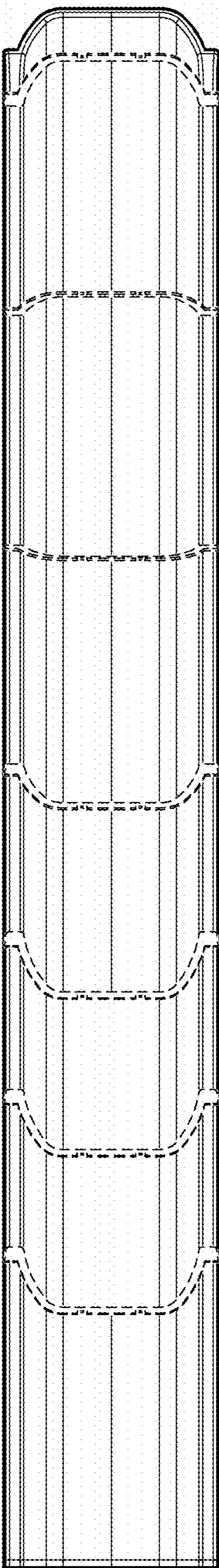


FIG. 6

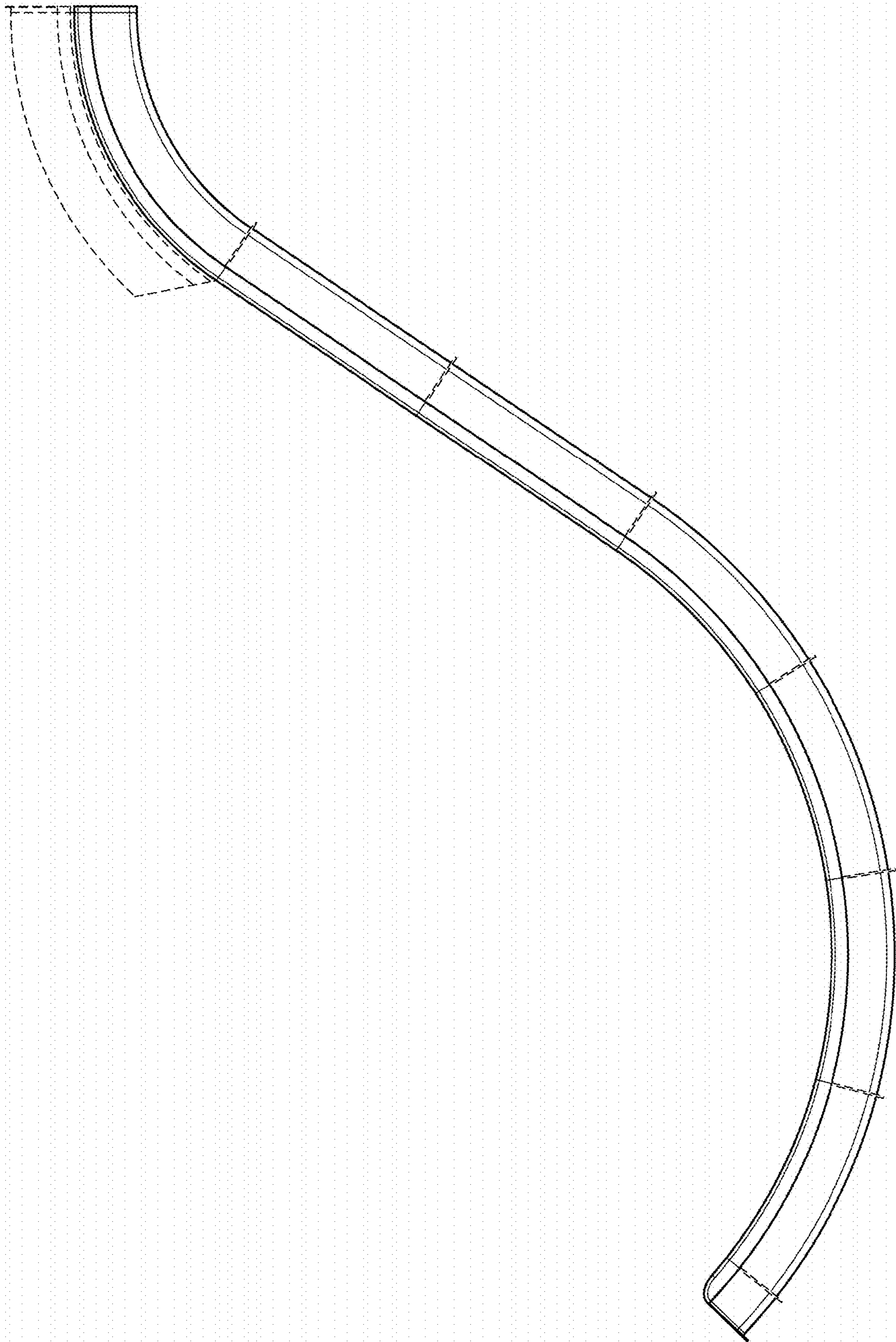


FIG. 7