

US009932605B2

(12) **United States Patent**
Chen et al.

(10) **Patent No.:** **US 9,932,605 B2**
(45) **Date of Patent:** ***Apr. 3, 2018**

(54) **ENHANCED EXPRESSION AND STABILITY REGIONS**

8,389,239 B2 * 3/2013 Chen C12N 15/86
435/353

(71) Applicant: **Regeneron Pharmaceuticals, Inc.**,
Tarrytown, NY (US)

9,222,106 B2 * 12/2015 Chen C12N 15/86
2016/0097059 A1 4/2016 Chen et al.

(72) Inventors: **Gang Chen**, Yorktown Heights, NY
(US); **Robert Babb**, Nanuet, NY (US);
James P. Fandl, LaGrangeville, NY
(US)

FOREIGN PATENT DOCUMENTS

CA 2 671 825 8/2008
EP 2 121 917 B1 11/2009
WO 02/081632 A2 10/2002

(73) Assignee: **REGENERON PHARMACEUTICALS, INC.**,
Tarrytown, NY (US)

OTHER PUBLICATIONS

(*) Notice: Subject to any disclaimer, the term of this
patent is extended or adjusted under 35
U.S.C. 154(b) by 0 days.

Aldrich T.L. et al., "EASE Vectors for Rapid Stable Expression of
Recombinant Antibodies", *Biotechnol. Prog.* 19:1433-1438 (2003).
Bouhassira E.E. et al., "Transcriptional Behaviour of LCR Enhancer
Elements Integrated at the Same Chromosomal Locus by
Recombinase-Mediated Cassette Exchange", *Blood* 90(9):3332-
3344 (Nov. 1, 1997).

This patent is subject to a terminal dis-
claimer.

Fukushige S. et al., "Genomic Targeting With a Positive-Selection
Lox Integration Vector Allows Highly Reproducible Gene Expres-
sion in Mammalian Cells", *Proc. Natl. Acad. Sci. USA* 89:7905-
7909 (Sep. 1992).

(21) Appl. No.: **15/384,886**

Kito M. et al., "Construction of Engineered CHO Strains for
High-Level Production of Recombinant Proteins", *App Microbiol
Biotechnol* 60:442-448 (2002).

(22) Filed: **Dec. 20, 2016**

(65) **Prior Publication Data**

US 2017/0096681 A1 Apr. 6, 2017

Related U.S. Application Data

(60) Continuation of application No. 14/967,689, filed on
Dec. 14, 2015, now Pat. No. 9,562,238, which is a
continuation of application No. 13/752,647, filed on
Jan. 29, 2013, now Pat. No. 9,222,106, which is a
division of application No. 12/793,898, filed on Jun.
4, 2010, now Pat. No. 8,389,239, which is a
continuation of application No. 12/132,846, filed on
Jun. 4, 2008, now Pat. No. 7,771,997.

Koduri R.K. et al., "An Efficient Homologous Recombination
Vector pTV(I) Contains a Hot Spot for Increased Recombinant
Protein Expression in Chinese Hamster Ovary Cells" *Gene* 280:87-
95 (2001).

Kwaks T.H.J. et al., "Employing Epigenetics to Augment the
Expression of Therapeutic Proteins in Mammalian Cells", *TRENDS
in Biotechnology* 24(3):137-142 (Mar. 2006).

(60) Provisional application No. 60/933,213, filed on Jun.
4, 2007.

Li Q. et al., "Locus Control Regions", *Blood* 100(9):3077-3086
(Nov. 1, 2002).

Mielke C. et al., "Anatomy of Highly Expressing Chromosomal
Sites Targeted by Retroviral Vectors", *Biochemistry* 35:2239-2252
(1996).

(51) **Int. Cl.**

C12N 5/16 (2006.01)

C12N 15/85 (2006.01)

C07K 16/00 (2006.01)

Shmerling D. et al., "Strong and Ubiquitous Expression of
Transgenes Targeted into the B-Actin Locus by Cre/Lox Cassette
Replacement", *Genesis* 42:229-235 (2005).

Svetlova E.Y. et al., "Mammalian Recombination Hot Spot in a
DNA Loop Anchorage Region: a Model for the Study of Common
Fragile Sites", *Journal of Cellular Biochemistry Supplement*
36:170-178 (2001).

(52) **U.S. Cl.**

CPC **C12N 15/85** (2013.01); **C07K 16/00**
(2013.01); **C07K 2319/30** (2013.01); **C12N**
2800/30 (2013.01); **C12N 2840/203** (2013.01)

* cited by examiner

Primary Examiner — James S Ketter

(74) *Attorney, Agent, or Firm* — Scully, Scott, Murphy &
Presser, P.C.; Mary Johnson

(58) **Field of Classification Search**

None
See application file for complete search history.

(57) **ABSTRACT**

Expression-enhancing nucleotide sequences for expression
in eukaryotic systems are provided that allow for enhanced
and stable expression of recombinant proteins in eukaryotic
cells. Enhanced expression and stability regions (EESYRs)
are provided for expression of a gene of interest in a
eukaryotic cell. Chromosomal loci, sequences, and vectors
are provided for enhanced and stable expression of genes in
eukaryotic cells.

(56) **References Cited**

U.S. PATENT DOCUMENTS

6,689,606 B2 2/2004 Antoniou et al.
7,771,997 B2 * 8/2010 Chen C12N 15/86
435/358

21 Claims, 13 Drawing Sheets

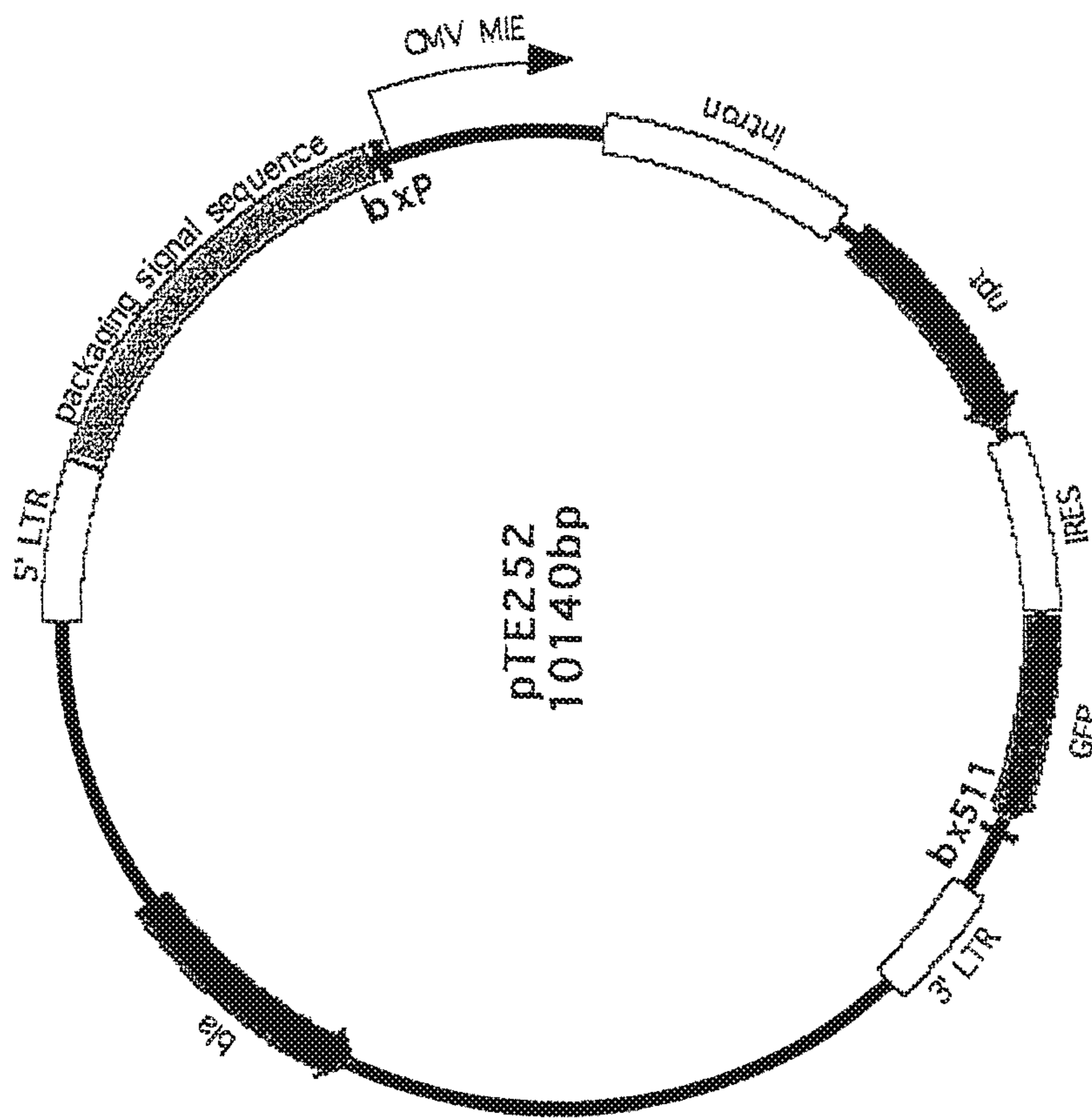


Fig. 1

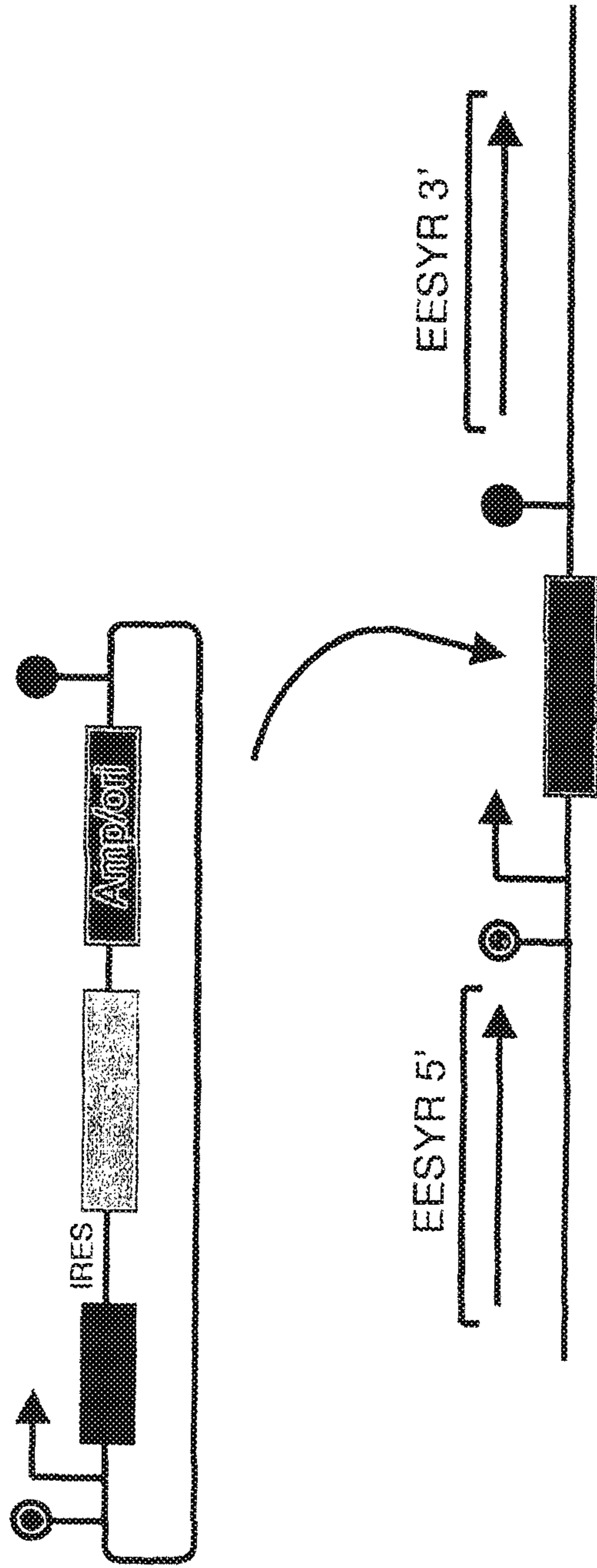


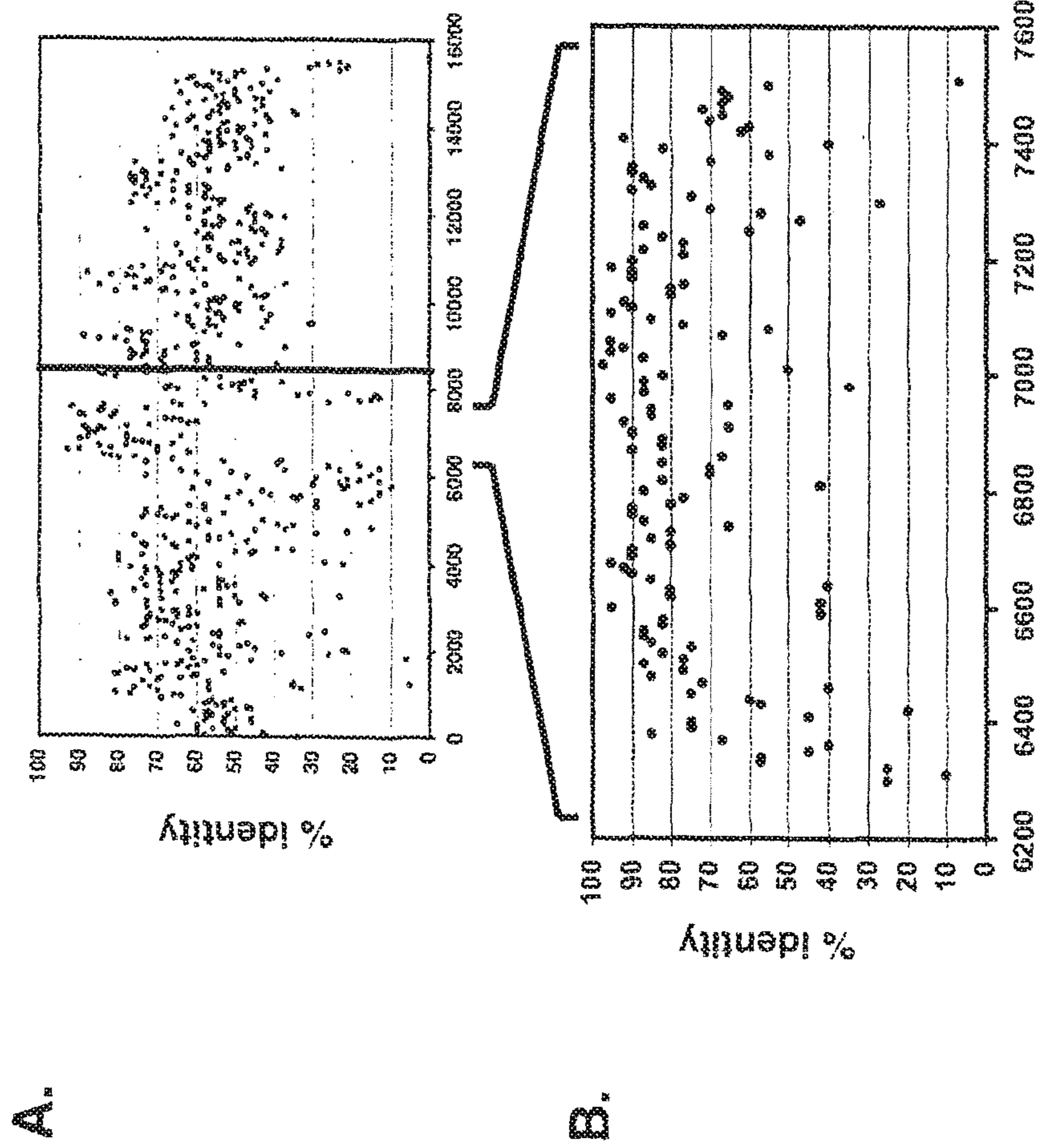
Fig. 2

Fig. 3A

EESYR	5032	TT-----CCTGAGTCCGCCAA-CGCTAGTGACATCCTGFG-----	5067	SEQ ID NO:13
Rat Ch3 trim	5008	TTTATC-----TTCCCTGGGGACAGCCAA-AGCCTGGTGGCATCCTCTGTGAAGTGTTC	5061	SEQ ID NO:14
M Mus Ch2 trim	6021	TTTATC-----TTCCCTGGGGACAGCCAA-AGCCTGGTGGCATACTGTACATTCTG---	6071	SEQ ID NO:15
H. Sap. Ch20 tr	5972	AGAAACACAACCTCTCCAGGGAGAGTCAAGAGAGCAGTGTCAATTCCTATAAAATGTCC	6031	SEQ ID NO:16
		* * * * *		
EESYR	5068	-----CACACCCT-----AAGGTGGCCTTTGTGTGGC-----ACTGGCTTGGGTG	5107	SEQ ID NO:13
Rat Ch3 trim	5062	ATTCAAGACAGGCTCTGTCTTAAGGTGGCCCTTCCCATSGCCCTGGCACTGGCCGGGGCA	5121	SEQ ID NO:14
M Mus Ch2 trim	6072	-----TACACTGTTCATTCAAACAGGCTCTGTCTTAAA-----GATGGTCTGAGCG	6118	SEQ ID NO:15
H. Sap. Ch20 tr	6032	A--AGGCCAATCCCAAGTCCCGGTGTGAGCCCTTCCGTGTGGC-----ACTGGCACCAGCA	6085	SEQ ID NO:16
		* * * * *		
EESYR	5108	GTCGGGAAAGG-CATTTTCAGCTTGT-TGCAGAACTGCCACAGTAGCATGCTGGGT-CCG	5164	SEQ ID NO:13
Rat Ch3 trim	5122	GTCAGGAGAGGATTTTCTTCTTTGAGCTTCTTGCAGAACTGGCCCTCAGGAGCGTGTGAGT-CTG	5180	SEQ ID NO:14
M Mus Ch2 trim	6119	GTCAGAAAGGGTATTGTTACTTGTGTCAAAAGTGGCCCTCAGGAGAGTGTGAGT-GCG	6177	SEQ ID NO:15
H. Sap. Ch20 tr	6086	GCCAGAAAGGT-TACTTGTGACTTSTTTTTCAGTCTTTCTCTGGAGTGTCTGAAAGCTG	6144	SEQ ID NO:16
		* * * * *		
EESYR	5165	TGAAAGTTTCTGCCCGTTAAACAAGAAGTCTCTACTACTTGTGACCTCACC-AAAA-GTGA	5219	SEQ ID NO:13
Rat Ch3 trim	5181	TGAAAGTTGCTGCCAGTTAAGGAGAAAGTCTCTACTACTTGTGACCTCACC-AAAA-TTGA	5235	SEQ ID NO:14
M Mus Ch2 trim	6178	TGAAAGTTGCTGCCCGTTAAGGAGAAAGTCTCTACTACTTGTGACCTCACC-AAAA-TCGA	6232	SEQ ID NO:15
H. Sap. Ch20 tr	6145	GCAGTGTCTGCTCCTCCTCAGAGAGGCTCATTCATTTGGGTTGTACCCAGCAACTAA	6204	SEQ ID NO:16
		* * * * *		
EESYR	5220	AAATTTCTTTAATTG-----TCTCCTGGTGTTC-TGGGTTTTG-----CATTTTGT	5265	SEQ ID NO:13
Rat Ch3 trim	5236	AAATTTCTTTAATTG-----TCTCCTGGTGTTC-TGGGTTTTG-----CAGTTTTGT	5281	SEQ ID NO:14
M Mus Ch2 trim	6233	AAATTTCTTTAATTG-----TCTCCTGGTGTTC-TGGGTTTTG-----CAGTTTTGT	6278	SEQ ID NO:15
H. Sap. Ch20 tr	6205	AAAGTTTTTTTTTTCTTCCCTCTTCCAGTGTAAATAGATTTTGAAGAGGCATTTTGT	6264	SEQ ID NO:16
		* * * * *		
EESYR	5266	TTCTAAGGATACATTCCTGGGTGATGTCAAGTCCCCAAAGACACAGTG-GGGCTGTG	5324	SEQ ID NO:13
Rat Ch3 trim	5282	TCCTAAGGATACATTCCTGGGTGATGTCAAGTCCCCAAAGACACAGTG-GGGCTGTG	5340	SEQ ID NO:14
M Mus Ch2 trim	6279	TTCTAAGGATACATTCCTGGGTGATGTCAAGTCCCCAAAGACACAGTG-GAGCTGTG	6337	SEQ ID NO:15
H. Sap. Ch20 tr	6265	TTCTAATTACAAATTCCTGGGTGATGTCAAGTCCCCAAAGACACAGTG-GAGCTGTG	6324	SEQ ID NO:16
		* * * * *		
EESYR	5325	TTGGATTGGGAAAGAT-----GATTTATCTGG-GGTGTCAAAGGAAAAGAAG	5371	SEQ ID NO:13
Rat Ch3 trim	5341	TTAGATCGGACAGACAATATTGCTGAGGATTTATCTGAAGGTGTCAAAGGAGAAGAAG	5400	SEQ ID NO:14
M Mus Ch2 trim	6338	TTAGATCGGAAAGACAGT-CTGCTGAGGATTTATCTGGAAGTGTCAAAGGAAAAGAAG	6396	SEQ ID NO:15
H. Sap. Ch20 tr	6325	CTGAATGGGAAAGACAATA-TGCTAACAGTTATCTGAGGTTGTCAAAGGAAATGATG	6383	SEQ ID NO:16
		* * * * *		
EESYR	5372	GGAAACAGG-CACTTGGGA-AAATGTCTCCCGCCACCAGATTTTGGCTT-GGCAACC	5428	SEQ ID NO:13
Rat Ch3 trim	5401	GGAAACAGGCACTCAGGG-AAATGGCCTCTAGTCT----GAGTCTGGCTC-AGCAACA	5454	SEQ ID NO:14
M Mus Ch2 trim	6397	GTAATGGGGCACTTGGGA-AAATGGCCTCTAGTCT----GAGTCTGGCTT-AGCAAG	6450	SEQ ID NO:15
H. Sap. Ch20 tr	6384	AAAAACAGTACAGTTGGGGAAATGTTTCCAGCCT----GCTTCTGGTTTTAGCCACT	6439	SEQ ID NO:16
		* * * * *		
EESYR	5429	GT-GGTGGAGGAGCAAAACACCTGGACGTTTGA-GGAGGCAT-GGGGTCTAGGAGGA	5485	SEQ ID NO:13
Rat Ch3 trim	5455	GA-GGTGGGAGATAAGGCACACACAGTGGTTAGAAGGACTCATCAGGTTCTGGGAGGA	5513	SEQ ID NO:14
M Mus Ch2 trim	6451	GT-TGTGGGAGATAAGGCATACACAGTGTAGCAGGAGGCAACAGGCTCCTGGGAGGA	6509	SEQ ID NO:15
H. Sap. Ch20 tr	6440	GCATGGAAGAGATAAGCACACACATGGCTTTTATAAGGAGCCATCGGGATCTTAGGGGA	6499	SEQ ID NO:16
		* * * * *		
EESYR	5486	CAGGAAGCAGAGGAGAGAGTGGGCTGACAGCCTGCAGGCATTGCACAGTTC--AGAA	5543	SEQ ID NO:13
Rat Ch3 trim	5514	CAGGAGGCAGGAG----AGGCAGGCTGACAGTGTGCAATCATTGTGTAGTCTC--CCAA	5567	SEQ ID NO:14
M Mus Ch2 trim	6510	CCCGAGGCAGAGGAG-AGGCTGGGCTGACAGCATGCAATCATTGCATAGTCTC--CAAA	6566	SEQ ID NO:15
H. Sap. Ch20 tr	6500	CATGAGGCAGGAGAAAGAATGGGCTGAAAGCATCCATCATCATATTCACGGAGAA	6559	SEQ ID NO:16
		* * * * *		
EESYR	5544	GGAGATTACAGCATGACTGAG-----TTTTAGGGATCCAAACAGGGACCTG---GGTAG	5594	SEQ ID NO:13
Rat Ch3 trim	5568	GGAGATTACAACATGGCTGAA-----TTTTAGGGATCCAAACAGGGACTGT---AGTGG	5618	SEQ ID NO:14
M Mus Ch2 trim	6567	GGAGATTGCAACATGGCTGAG-----TTTTAGGGATCCAAACAGGGACCTG---GGTAG	6617	SEQ ID NO:15
H. Sap. Ch20 tr	6560	AGAGATTACAATATAGCAGAGGAAGTCTCTCCAGGGCTCCTACAGGGACCTTTGGGACAA	6619	SEQ ID NO:16
		* * * * *		
EESYR	5595	AGATTCTGTGGGCTCTGAGGCAACTTGACCTCAGCCAGATGGTATTTGAATAACCTGCTC	5654	SEQ ID NO:13
Rat Ch3 trim	5619	AGATTCTGTGGGTTCTGAGACAACCTTGACTTCAGCCAGATGGCATTGGAATAAC-----	5672	SEQ ID NO:14
M Mus Ch2 trim	6618	AGATTCTGTGGGTTCTGAGACAACCTTGACTTTAGCCAGATGGTATTTGAGTAATCTGGC-	6676	SEQ ID NO:15
H. Sap. Ch20 tr	6620	AGATTCTGTGGGCTTTGGGCAACTTGACTTCAGCCAGATGGTATTTGGAATAATCTGCT-	6678	SEQ ID NO:16
		* * * * *		

Fig. 3B

EESYR	5655	TTAGAGGGAAAACAGACATAGCAAAACAGAGCCACGTTTAGTGATGAAACTCTCACTTTGC	5714	SEQ ID NO:17
Rat Ch3 trim	5673	-----AGCTCCAGCAAGCACAGCCACATTTAGGGATGAAACTCTCACTTTGA	5719	SEQ ID NO:18
M Mus Ch2 trim	6677	--AGAGAGAAAACAGCTACAGCAAAACAGGGCCACATTTAGTGAGGAAACTCTCACTTTGA	6734	SEQ ID NO:19
H. Sap. Ch20 tr	6679	--GCAGAGAAAACAGATATAGCACACACTGTCACATTTAGCGTTGAAACTCTCGGTTTGA	6736	SEQ ID NO:20
		* * * * *		
EESYR	5715	CTG---AGTCATGTGCGGCCATGCCAGGGGTCAGGCTGACACTCAACTCAAAAACAAGT	5771	SEQ ID NO:17
Rat Ch3 trim	5720	CTGT-GAGTCACGTGTAGCTGTGTCCCGAGGTCAGGCTGGCCCTCAGCTCAAAAACAAGT	5778	SEQ ID NO:18
M Mus Ch2 trim	6735	CTGTTGAGTCATTTSCAG-TGGGCCCTGAGGTCAGGCTGGCCCTCAGCTCAAAAACAAGC	6793	SEQ ID NO:19
H. Sap. Ch20 tr	6737	CTAT-GAGTAATGTTCAGCCATGCCCAAGGGTCAGGCCTACACTCA-CTCAGAAACAAGT	6794	SEQ ID NO:20
		* * * * *		
EESYR	5772	GAGAAATTGAAG-----ACAATCCGTTGGTGGCAGCTACTGGAA-GGGCCACCAC	5819	SEQ ID NO:17
Rat Ch3 trim	5779	GAGGGATTGAAGCAATTACTCAGATAATTCACAGCCACAGCTACGGGGA-GGGCCGC----	5834	SEQ ID NO:18
M Mus Ch2 trim	6794	GAGGAACTGAAGCAATTACTCAGATAATCCACAGCCACAGCCACTGGAAAGGGCCAC----	6850	SEQ ID NO:19
H. Sap. Ch20 tr	6795	GGGGAATTGAAGCAATTATTTCAGATAATCCATAGACATAGCTACTGGCCAGTGTCTGC----	6851	SEQ ID NO:20
		* * * * *		
EESYR	5820	ATCCCCAGAAAGACT-----GCAGCTGCTAAAAGCCAT-----TTGTGATAGGCA	5865	SEQ ID NO:17
Rat Ch3 trim	5835	ATCCCCAGAAACATC-----GGGGTTACTATAAAGCTA-----GTGGTGGTCA	5877	SEQ ID NO:18
M Mus Ch2 trim	6851	ATCCCCAGAGACAGCAGCAGGGGGTGGGGCTGGGCTATGAGAAAGTTAGTATTGTAG	6910	SEQ ID NO:19
H. Sap. Ch20 tr	6852	-ACCCCTGATTTAGCCCA----GAAACAGTAATGCTATTATAAGCT-GTTGGTGATTGTG	6906	SEQ ID NO:20
		* * * * *		
EESYR	5866	CAGTTATCTTGAATGCATGGAGCAGAG---ATTACGGAAAATCGAGAATSTTAATGAGG	5922	SEQ ID NO:17
Rat Ch3 trim	5878	CAGTTATCTTGAATGTATGGAGCAGAGGAGATTACAGAAAACCTAGAATCTTAATGAGG	5937	SEQ ID NO:18
M Mus Ch2 trim	6911	CAGTTATCTAGAAATGTGCGGAGCAGAGGAGTTACACAAAACCTAGAATG-----	6961	SEQ ID NO:19
H. Sap. Ch20 tr	6907	GAGCAATCTTGAATTTATTAAAGGAAAGGAGATTATAGAAAATCCAGAATGCCAATG-GG	6965	SEQ ID NO:20
		* * * * *		



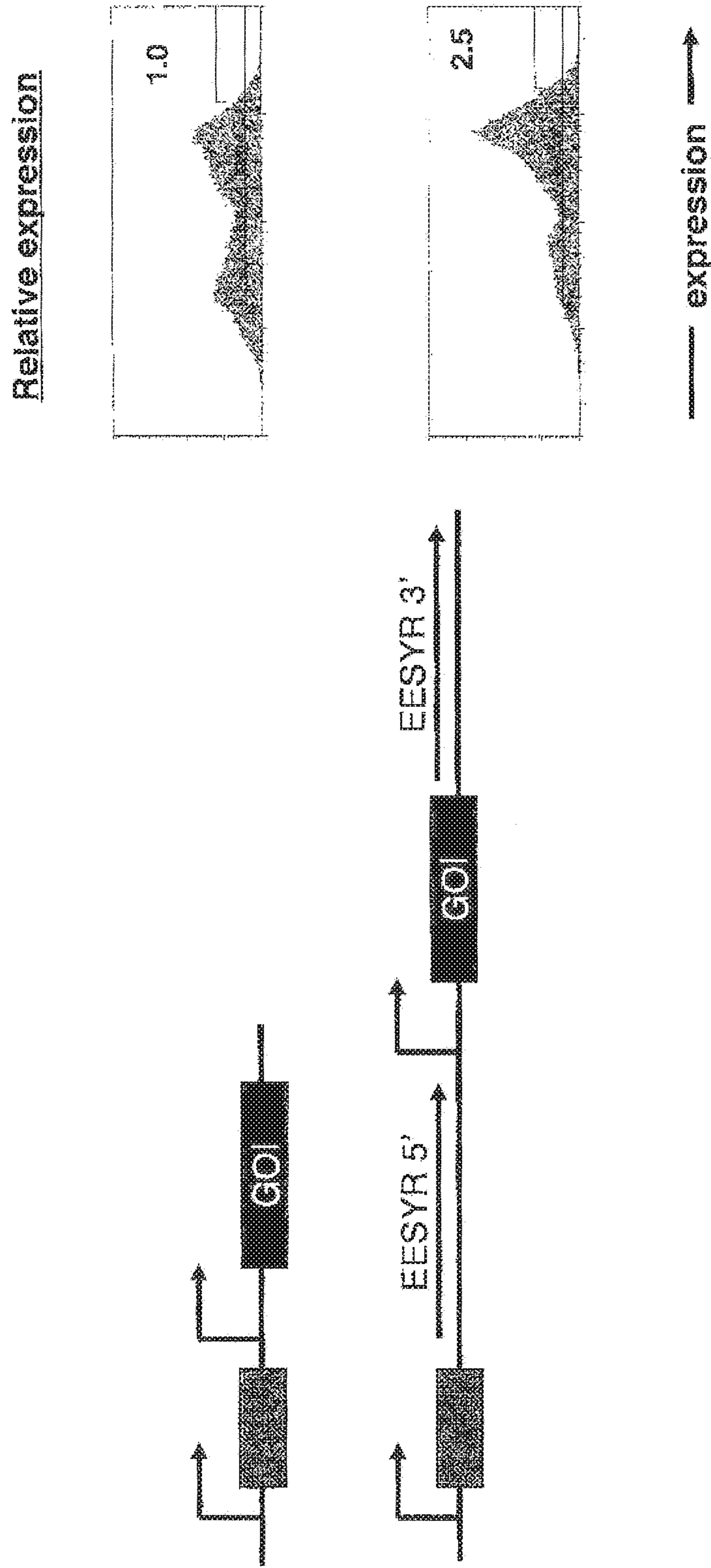


Fig. 5

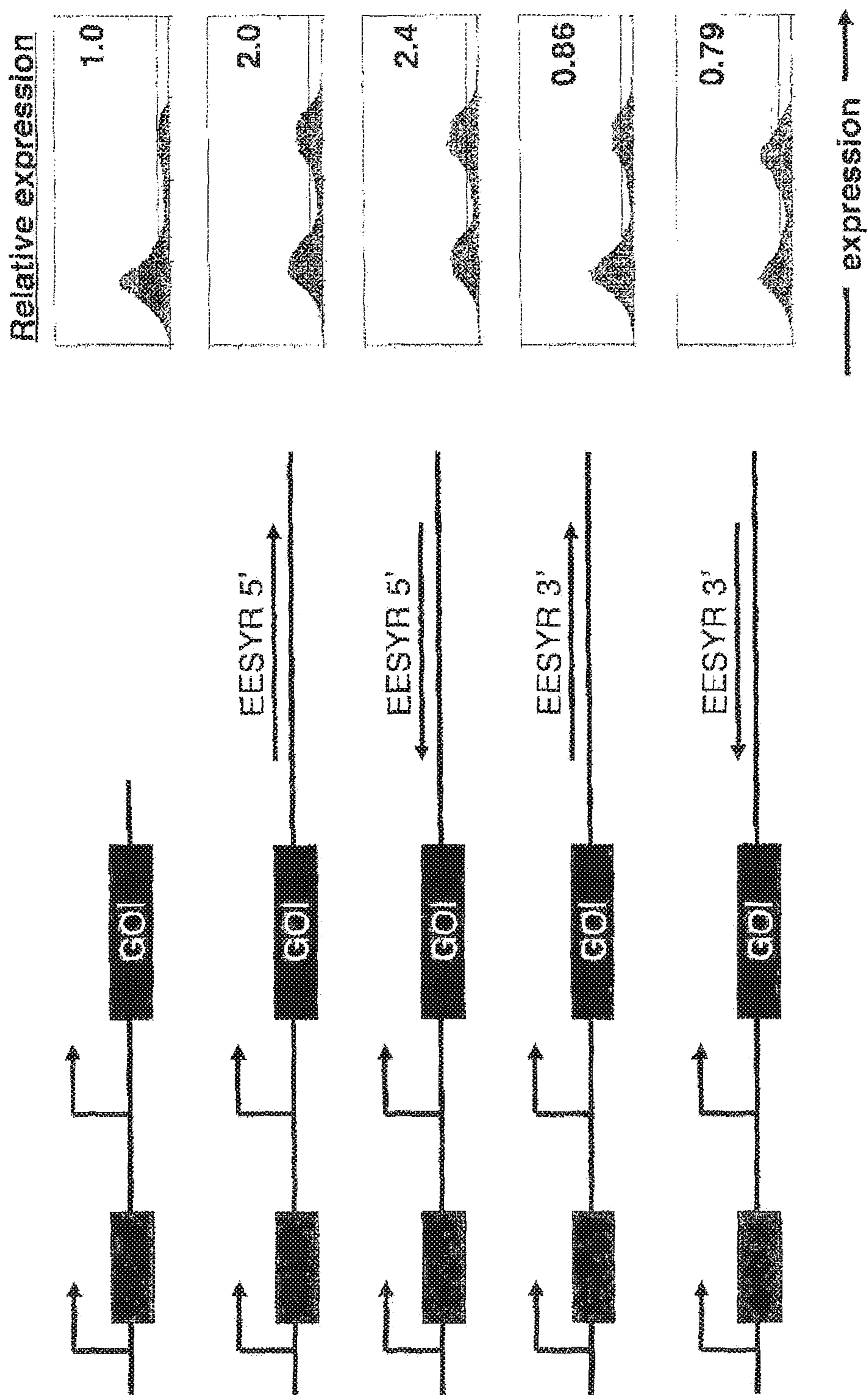


Fig. 6

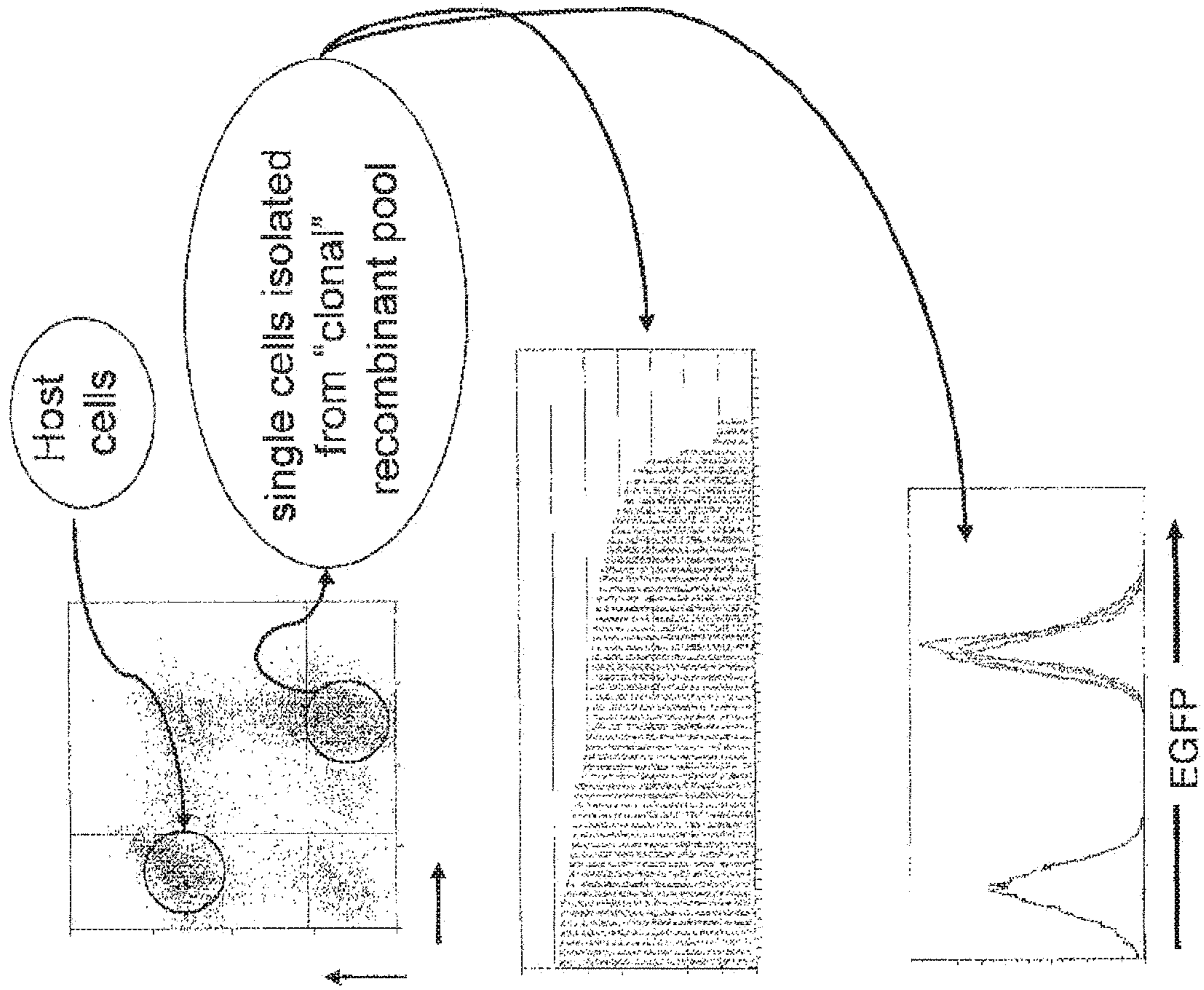
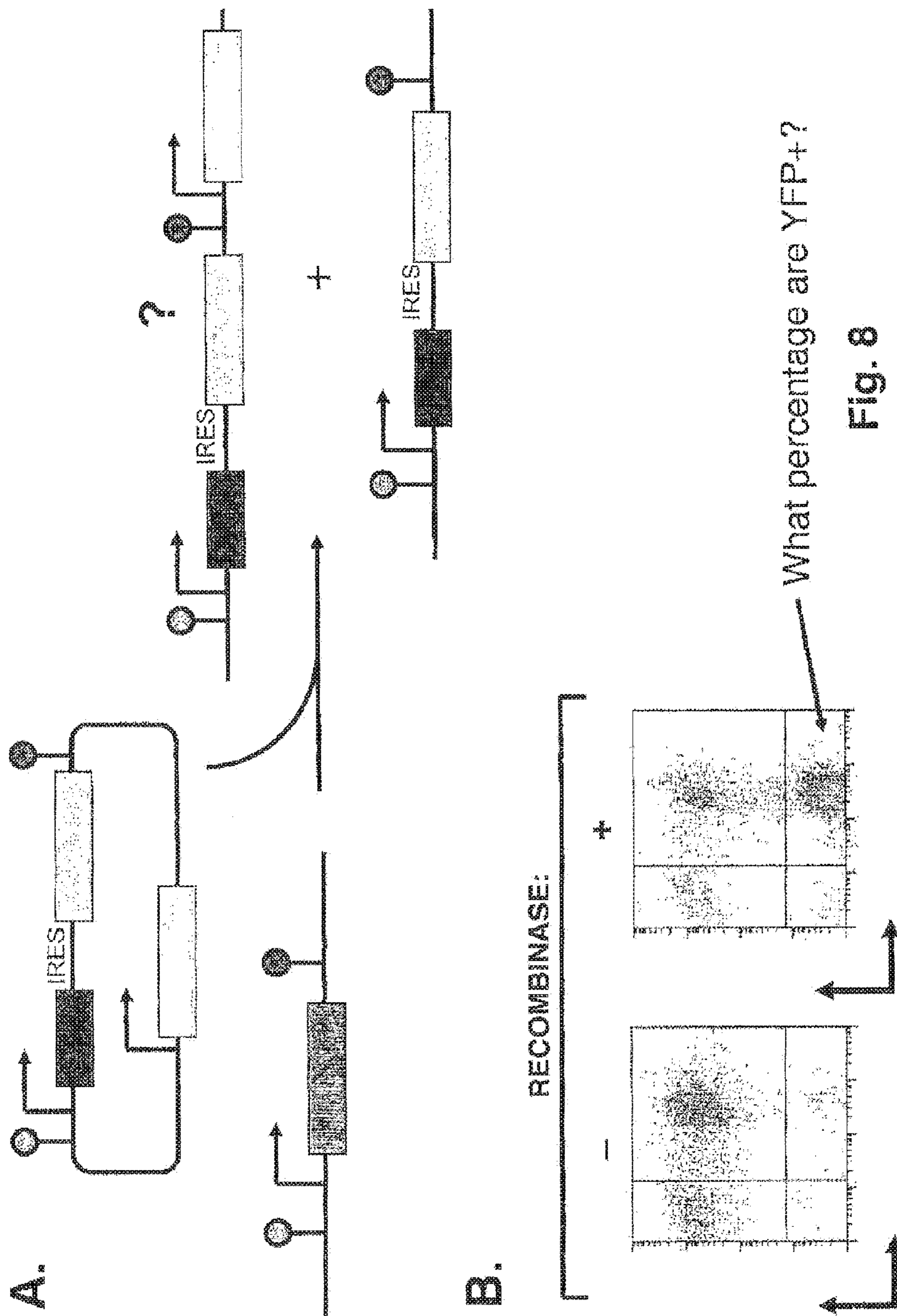


Fig. 7



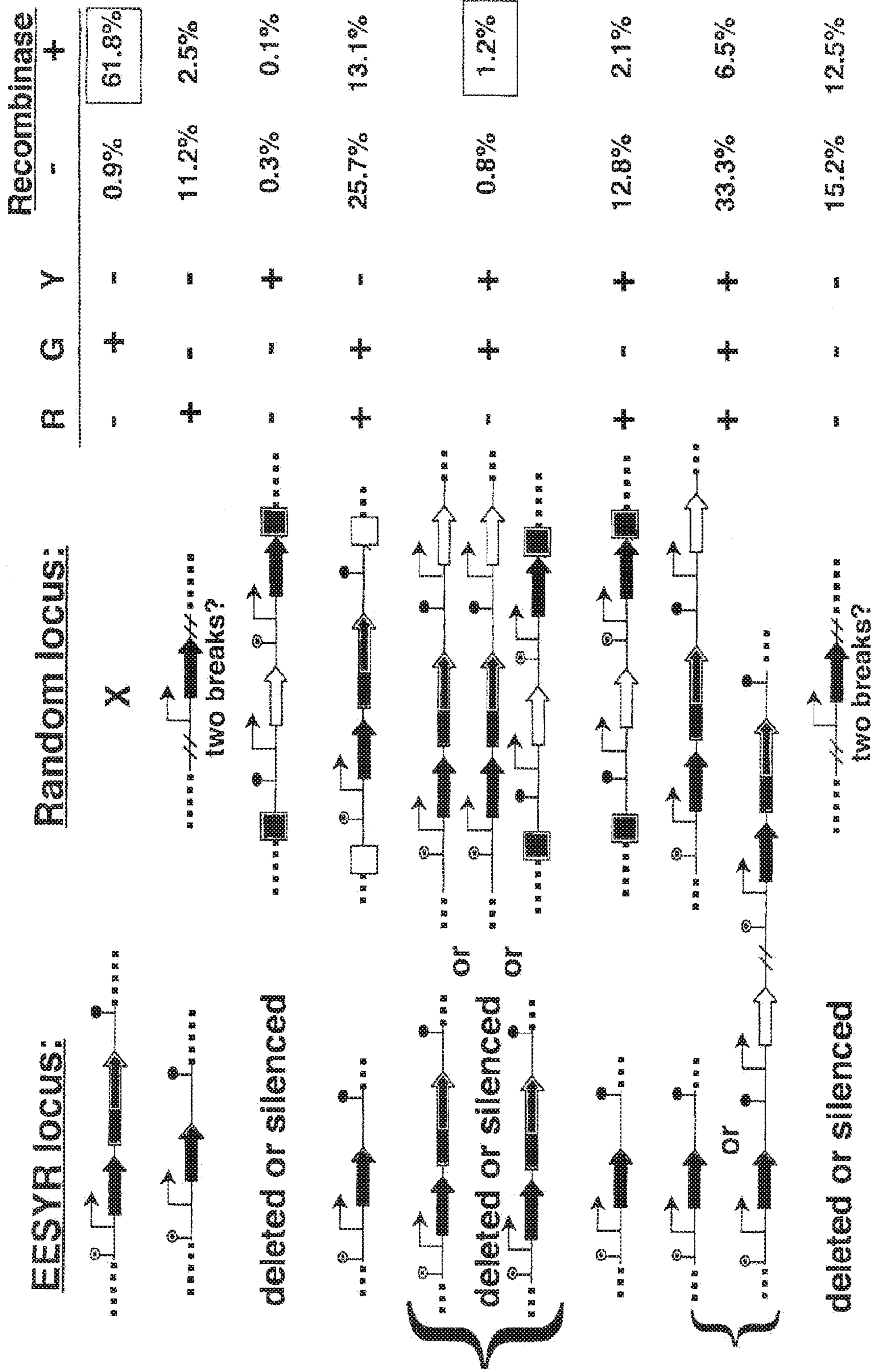


Fig. 9

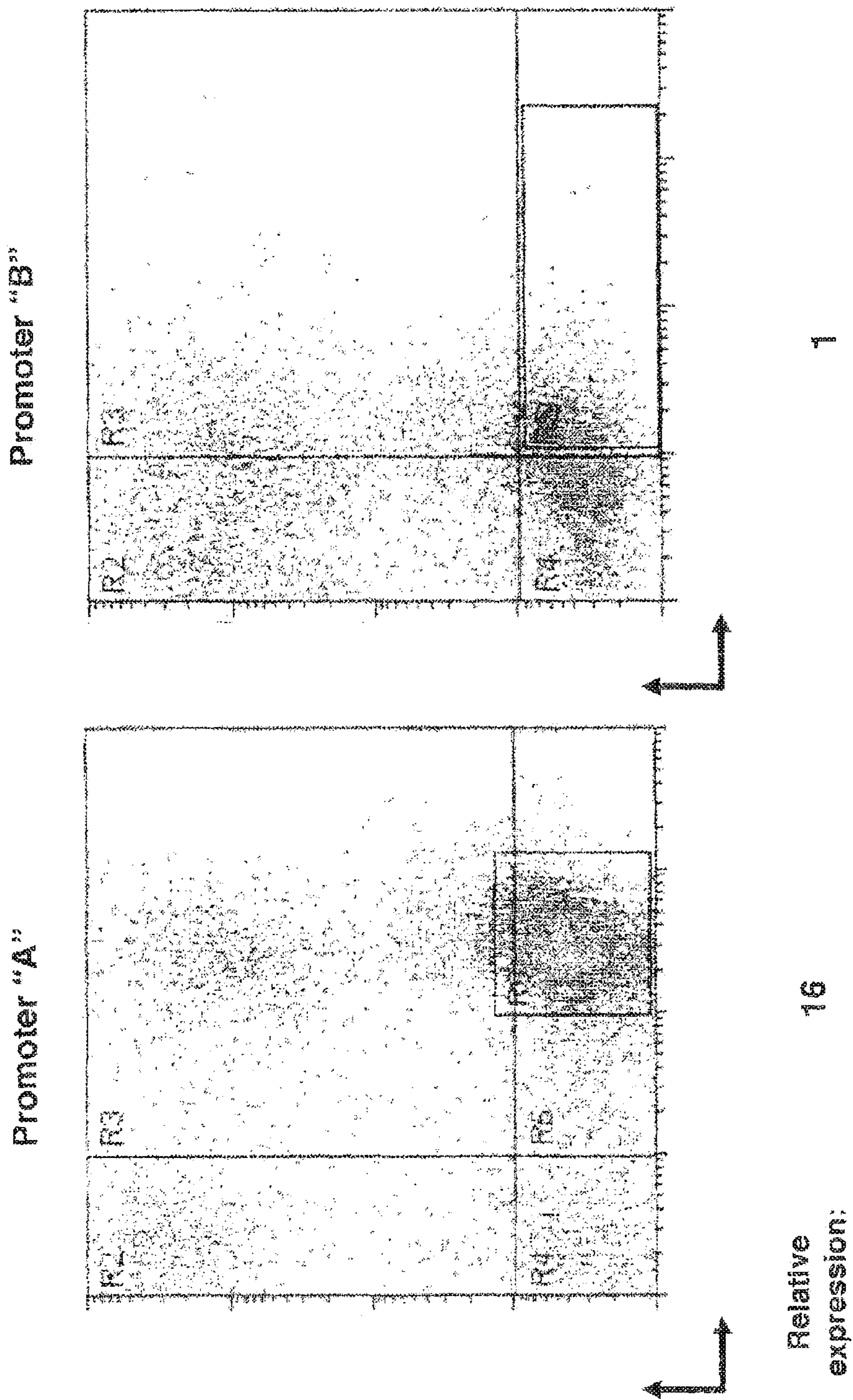


Fig. 10

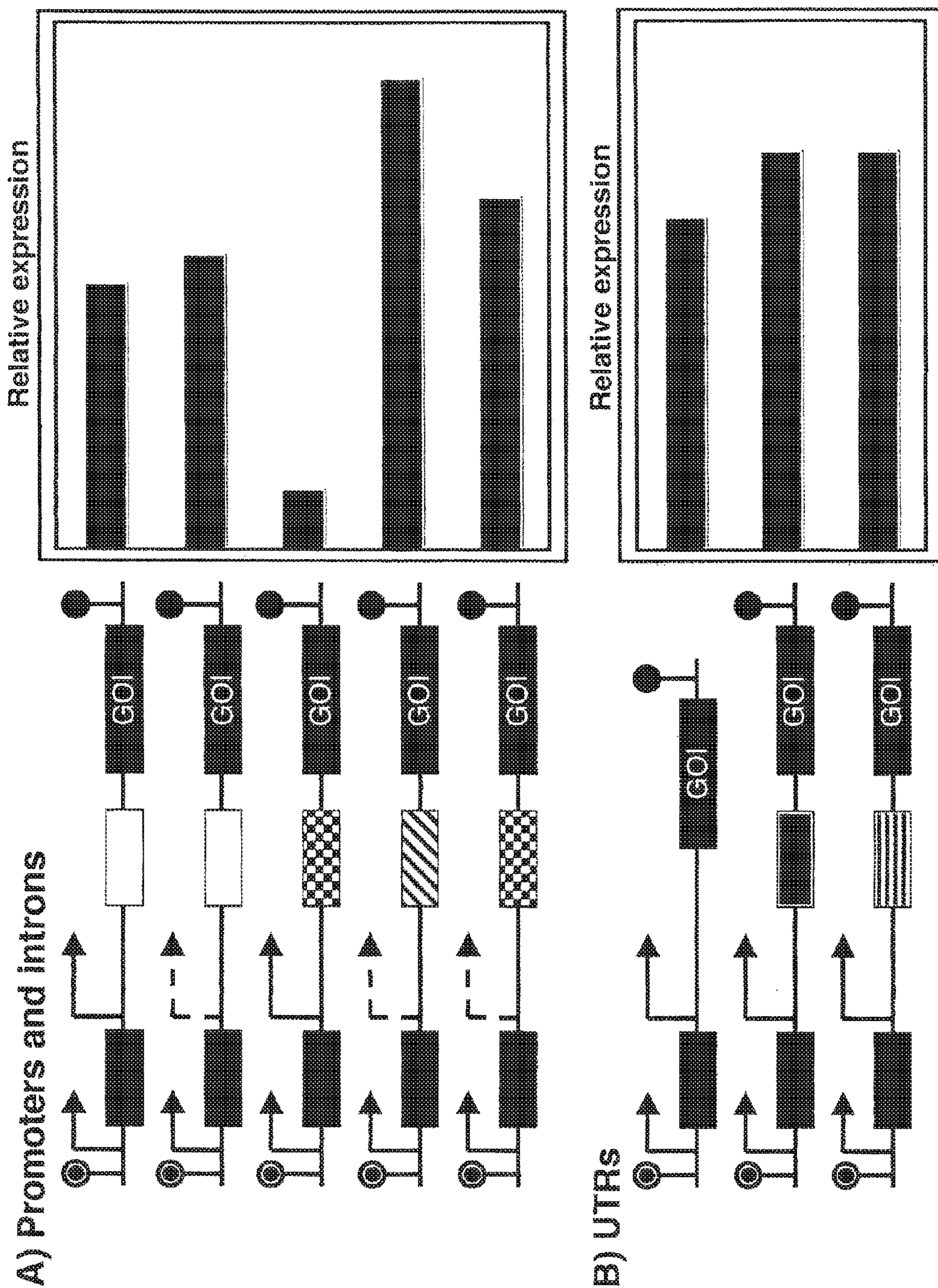
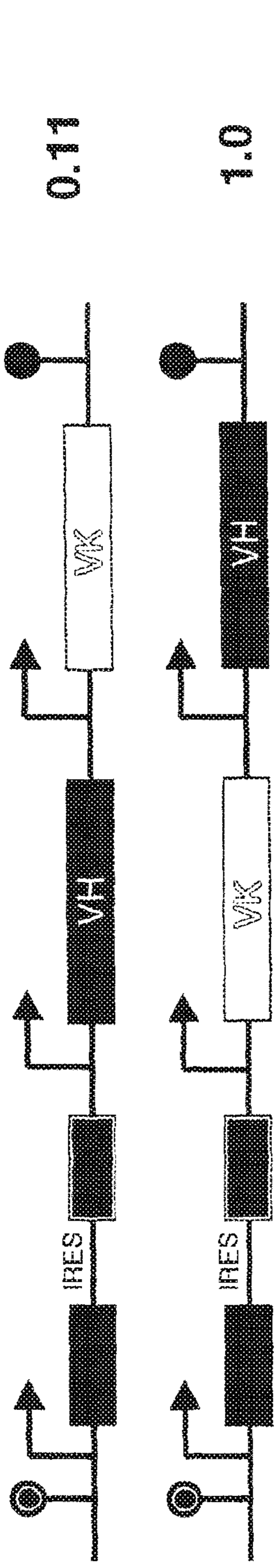


Fig. 11

A) Antibody: Heavy and Light chain orientation



B) Codon optimization

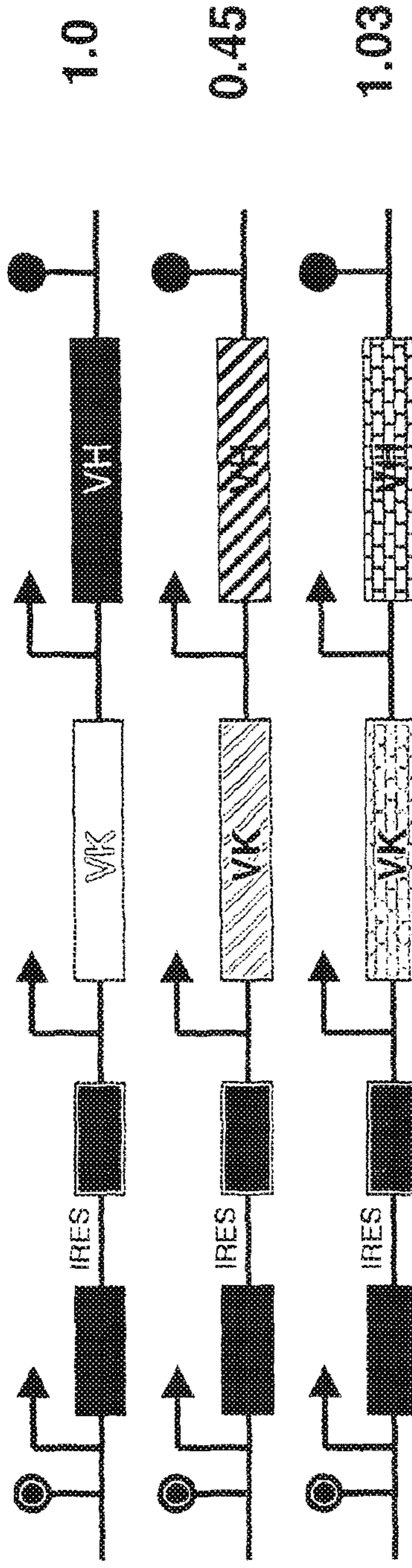


Fig. 12

ENHANCED EXPRESSION AND STABILITY REGIONS

CROSS-REFERENCE TO RELATED APPLICATIONS

This application is a continuation of U.S. application Ser. No. 14/967,689, filed on Dec. 14, 2015, which is a continuation of U.S. application Ser. No. 13/752,647, filed on Jan. 29, 2013, now U.S. Pat. No. 9,222,106, which is a divisional of U.S. application Ser. No. 12/793,898, filed on Jun. 4, 2010, now U.S. Pat. No. 8,389,239, which is a continuation of U.S. application Ser. No. 12/132,846, filed on Jun. 4, 2008, now U.S. Pat. No. 7,771,997, which claims benefit under 35 U.S.C. 119(e) of U.S. Provisional Application No. 60/933,213, filed Jun. 4, 2007, all of which are herein specifically incorporated by reference in their entirety.

SEQUENCE LISTING

This application hereby incorporates by reference the Sequence Listing submitted in Computer Readable Form as file 3051 B_ST25.txt created on Sep. 18, 2012 (79,397 bytes).

BACKGROUND

Field of the Invention

The invention provides for expressing recombinant proteins in eukaryotic cells. In particular, the invention includes methods and compositions for improved expression of proteins in eukaryotic cells by employing expression-enhancing nucleotide sequences. The invention includes enhanced expression and stability region (EESYR) sequences that facilitate enhanced and stable expression of recombinant proteins in eukaryotic cells, and methods of using such sequences.

Description of Related art

The development of expression systems is an important goal for providing a reliable and efficient source of a given protein for research and therapeutic use. Recombinant protein expression in mammalian cells is often preferred for manufacturing therapeutic proteins due to, for example, the ability of mammalian expression systems to appropriately post-translationally modify recombinant proteins.

Several vectors are available for expression in mammalian hosts, each containing various combinations of cis- and, in some cases, trans-regulatory elements to achieve high levels of recombinant protein with short incubation times. Despite the availability of numerous such vectors, the expression of a recombinant protein achieved in mammalian systems is often unacceptably low or otherwise unsatisfactory. Moreover, developing a cell line that reliably expresses sufficiently high levels of a desired protein often requires time consuming cloning and amplification steps. Accordingly, there is a need in the art for improved mammalian expression systems.

BRIEF SUMMARY

In one aspect, an isolated nucleotide sequence comprising an expression-enhancing sequence selected from a sequence of SEQ ID NO:1-6, or an expression-enhancing fragment thereof, is provided.

In one embodiment, the expression-enhancing sequence comprises an expression-enhancing sequence of SEQ ID NO:5 located at a position within SEQ ID NO:5 selected

from nucleotides spanning positions numbered 10-13,515; 20-12,020; 1,020-11,020; 2,020-10,020; 3,020-9,020; 4,020-8,020; 5,020-7,020; 6,020-6,920; 6,120-6,820; 6,220-6,720; 6,320-6,620; 6,420-6,520; 6,460-6,500; 6,470-6,490; and 6,475-6,485. In another embodiment, an expression-enhancing sequence is provided that is selected from the group consisting of nucleotides 5,000-7,400 of SEQ ID NO:5; 5,000-6,500 of SEQ ID NO:5; 6,400-7,400 of SEQ ID NO:5; and nucleotides 6,400-6,500 of SEQ ID NO:5.

In another embodiment, the recombination recognition site is positioned as described above, providing that the expression-enhancing sequence comprises a sequence that is at least 90% identical, more preferably at least 95% identical, most preferably at least 99% identical, to the expression-enhancing sequence of SEQ ID NO:5 or an expression-enhancing fragment thereof.

In one embodiment, the expression-enhancing sequence further comprises at least one recombinase recognition site comprising a sequence independently selected from a loxp site, a lox 511 site, a lox 2272 site, and a frt site. In one embodiment, the recombinase recognition site is within the expression-enhancing sequence. In another embodiment, the recombinase recognition site is immediately adjacent in the 5' direction to the terminal nucleotide of the 5' end or immediately adjacent in the 3' direction to the terminal nucleotide of the 3' end of the expression-enhancing sequence.

In one embodiment, at least two recombinase recognition sites are present within the expression-enhancing sequence. In a specific embodiment, two recombinase recognition sites of opposite orientation are present within the expression-enhancing sequence. In another embodiment, three recombinase recognition sites are present within the expression-enhancing sequence.

In one aspect, an isolated nucleotide sequence is provided that comprises an expression-enhancing sequence that is at least 80% identical, preferably at least 90% identical, more preferably at least 95% identical, most preferably at least 99% identical to an expression-enhancing sequence of SEQ ID NO:1-6 or an expression-enhancing fragment thereof. In one embodiment, the expression-enhancing sequence displays the recited identity to a sequence of SEQ ID NO:5 as described above.

In one aspect, an isolated eukaryotic cell is provided that comprises an expression-enhancing sequence selected from SEQ ID NO:1-6 or an expression-enhancing fragment thereof. In one embodiment, the expression-enhancing sequence comprises an expression enhancing sequence of SEQ ID NO:5 as described above.

In one embodiment, the eukaryotic cell is a mouse, rat, hamster, or human cell. In a specific embodiment, the eukaryotic cell is a CHO cell.

In one embodiment, the eukaryotic cell further comprises at least one recombinase recognition sequence within the expression-enhancing sequence. In a specific embodiment, the at least one recombinase recognition sequence is independently selected from a loxp site, a lox 511 site, a lox 2272 site, and a frt site. In one embodiment, the recombinase recognition site is immediately adjacent in the 5' direction to the terminal nucleotide of the 5' end or immediately adjacent in the 3' direction to the terminal nucleotide of the 3' end of the expression-enhancing sequence.

In one embodiment, at least two recombinase recognition sites are present within the expression-enhancing sequence. In a specific embodiment, two recombinase recognition sites are of opposite orientation and are present within the expression-enhancing sequence. In another embodiment, three

recombinase recognition sequences are present, and one of the three recombinase recognition sequences is in an orientation opposite to the two remaining recombinase recognition sequences.

In one embodiment, the recombinase recognition site in the expression-enhancing sequence of SEQ ID NO:5 is located at a position within SEQ ID NO:5 selected from nucleotides spanning positions numbered 10-13,515; 20-12,020; 1,020-11,020; 2,020-10,020; 3,020-9,020; 4,020-8,020; 5,020-7,020; 6,020-6,920; 6,120-6,820; 6,220-6,720; 6,320-6,620; 6,420-6,520; 6,460-6,500; 6,470-6,490; and 6,475-6,485. In another embodiment, the recombinase recognition site in a sequence that is selected from the group consisting of nucleotides 5,000-7,400 of SEQ ID NO:5; 5,000-6,500 of SEQ ID NO:5; 6,400-7,400 of SEQ ID NO:5; and nucleotides 6,400-6,500 of SEQ ID NO:5. In a specific embodiment, the recombinase recognition site is located within nucleotides 6400-6500 of SEQ ID NO:5. In another specific embodiment, the recombinase recognition site is inserted before, after, or within the "act" triplet of nucleotides 6471 to 6473 of SEQ ID NO:5 in an expression-enhancing sequence of SEQ ID NO:5.

In another specific embodiment, the recombination recognition site is positioned as described above, with the caveat that the expression-enhancing sequence comprises a sequence that is at least 90% identical, more preferably at least 95% identical, most preferably at least 99% identical, to nucleotides 5218 through 6048 of SEQ ID NO:5 or an expression-enhancing fragment thereof.

In a specific embodiment, the cell is a CHO cell and the recombinase recognition site is inserted in the CHO cell genome at or within the "act" triplet of nucleotides 6,471 to 6,473 of SEQ ID NO:5.

In one embodiment, a first GOI is inserted within the expression-enhancing sequence of SEQ ID NO:5 as described above, and the first GOI is optionally operably linked to a promoter, wherein the promoter-linked GOI (or the GOI) is flanked 5' by a first recombinase recognition site and 3' by a second recombinase recognition site. In another embodiment, a second GOI is inserted 3' of the second recombinase recognition site, and the second GOI is flanked 3' by a third recombinase recognition site.

In a specific embodiment, the GOI is operably linked to a promoter capable of driving expression of the GOI, wherein the promoter comprises a eukaryotic promoter that is regulatable by an activator or inhibitor. In another specific embodiment, the eukaryotic promoter is operably linked to a prokaryotic operator, and the eukaryotic cell optionally further comprises a prokaryotic repressor protein.

In another embodiment, one or more selectable markers are included between the first and the second and/or the second and the third recombinase recognition sites. In a specific embodiment, the first and/or the second genes of interest and/or the one or more selectable markers are operably linked to a promoter, wherein the promoter may be the same or different. In a specific embodiment, the promoter comprises a eukaryotic promoter (such as, for example, a CMV promoter), optionally controlled by a prokaryotic operator (such as, for example, a tet operator). In a specific embodiment, the cell further comprises a gene encoding a prokaryotic repressor (such as, for example, a tet repressor).

In another embodiment, the cell further comprises a gene capable of expressing a recombinase. In a specific embodiment, the recombinase is a Cre recombinase.

In one aspect, an isolated eukaryotic cell is provided that comprises an expression-enhancing sequence that is at least 80%, more preferably at least 90%, more preferably at least

95%, most preferably at least 99% identical to an expression-enhancing sequence of SEQ ID NO:1-6 or an expression-enhancing fragment thereof. In a specific embodiment, expression-enhancing sequence is a sequence within SEQ ID NO:5 as described above.

In one aspect, a eukaryotic host cell is provided, comprising an expression-enhancing sequence selected from SEQ ID NO:1-6 or an expression-enhancing fragment thereof, comprising a first recombinase recognition site followed by a first eukaryotic promoter, a first marker gene, a second eukaryotic promoter, a second marker gene, a second recombinase recognition site, a third eukaryotic promoter, a third marker gene, and a third recombinase recognition site. In one embodiment, the expression-enhancing sequence is within SEQ ID NO:5 as described above.

In one embodiment, the first, second, and third recombinase recognition sites are different. In a specific embodiment, the recombinase recognition sites are selected from a loxp site, a lox 511 site, a lox 2272 site, and a frt site.

In one embodiment, the first marker gene is a drug resistance gene. In a specific embodiment, the drug resistance gene is a puromycin resistance gene. In another embodiment, the second and third marker genes encode two different fluorescent proteins. In one embodiment, the two different fluorescent proteins are selected from Discosoma coral (DsRed), green fluorescent protein (GFP), enhanced green fluorescent protein (eGFP), cyano fluorescent protein (CFP), enhanced cyano fluorescent protein (eCFP), and yellow fluorescent protein (YFP). In a specific embodiment, the two different fluorescent proteins are eCFP and DsRed.

In one embodiment, the first, second, and third promoters are the same. In another embodiment, the first, second, and third promoters are different. In another embodiment, the first promoter is different from the second and third promoters, and the second and third promoters are the same. In a specific embodiment, the first promoter is an SV40 late promoter, and the second and third promoters are each a human CMV promoter.

In one aspect, a eukaryotic host cell is provided, comprising an expression-enhancing sequence selected from SEQ ID NO:1-6, or an expression-enhancing fragment thereof, at least one recombinase recognition site within the expression-enhancing sequence, and at least one gene of interest (GOI) within the expression-enhancing sequence. In one embodiment, the expression-enhancing sequence is a sequence within SEQ ID NO:5, as described above.

In one embodiment, the cell comprises a first recombinase recognition site followed by a first promoter operably linked to a first GOI. In another embodiment, the first GOI is followed by a second recombinase recognition site. In another embodiment, the second recombinase recognition site is followed by a second promoter operably linked to a second GOI. In another embodiment, the second GOI is followed by a third recombinase recognition site. In another embodiment, at least one marker is operably linked to a third promoter and is located between the second recombinase recognition site and the second promoter. In one embodiment, the first recombinase recognition site is oriented in an opposite orientation to the second and third recombinase recognition sites. In one embodiment the first and second promoters are eukaryotic promoters operably linked to a prokaryotic operator. In one embodiment, the first and second promoters are CMV promoters operably linked to tet operator sequences. In another embodiment, the cell further comprises a gene capable of expressing a prokaryotic repressor. In one embodiment, the prokaryotic repressor is a tet

repressor. In one embodiment, the cell comprises a gene capable of expressing a Cre recombinase.

In one embodiment, a first and a second marker gene are located between the second recombinase recognition site and the second promoter, and an IRES is between the first and second marker genes. In another embodiment, the first codon (ATG) of the first marker gene is immediately 5' to the second recombinase recognition site, and the second codon of the first marker gene is immediately 3' to the second recombinase recognition site. In another embodiment, the first marker gene contains an intron and the second recombinase recognition site is located within the intron such that the amino-terminal half of the first marker gene and the 5' half of the intron are located 5' of the second recombinase recognition site and the 3' half of the intron and carboxy-terminal half of the first marker gene are immediately 3' to the second recombinase recognition site.

In one embodiment, the first, second, and third recombinase recognition sites are different. In a specific embodiment, the recombinase recognition sites are selected from a loxp site, a lox 511 site, a lox 2272 site, and a frt site.

In one embodiment, the first marker gene is a drug resistance gene. In a specific embodiment, the drug resistance gene is a hygromycin resistance gene. In another embodiment, the second marker gene encodes a fluorescent protein. In one embodiment, the fluorescent protein is selected from DsRed, GFP, eGFP, CFP, eCFP, and YFP.

In one embodiment, the first, second, and third promoters are the same. In another embodiment, the first, second, and third promoters are different. In another embodiment, the third promoter is different from the first and second promoters, and the first and second promoters are the same. In a specific embodiment, the third promoter is an SV40 late promoter, and the first and second promoters are each a human CMV promoter.

In one embodiment, the first and second promoters are operably linked to a prokaryotic operator. In a specific embodiment, the operator is a tet operator.

In one embodiment, the host cell line has an exogenously added gene encoding a recombinase integrated into its genome, operably linked to a promoter. In a specific embodiment, the recombinase is Cre recombinase. In another embodiment, the host cell has a gene encoding a regulatory protein integrated into its genome, operably linked to a promoter. In a specific embodiment, the regulatory protein is a tet repressor protein.

In one embodiment, the first GOI and the second GOI encode a light chain, or fragment thereof, of an antibody or a heavy chain, or fragment thereof, of an antibody. In a specific embodiment, the first GOI encodes a light chain of an antibody and the second GOI encodes a heavy chain of an antibody.

In one aspect, a method is provided for making a protein of interest, comprising: (a) providing a host cell that comprises an expression-enhancing sequence selected from a sequence of SEQ ID NO:1-6; (b) introducing into the host cell, within the expression-enhancing sequence, a gene of interest (GOI) operably linked to a promoter; (c) maintaining the host cell of (a) under conditions that allow the GOI to express a protein of interest; and, (c) recovering the protein of interest.

In one embodiment, the cell is a CHO cell and the nucleotide sequence is an expression-enhancing sequence of SEQ ID NO:5 as described above.

In one embodiment, the GOI is introduced into the cell employing a targeting vector for homologous recombination, wherein the targeting vector comprises a 5' homology

arm homologous to a sequence present in at least one of SEQ ID NO:1-6, a GOI, and a 3' homology arm homologous to a sequence present in at least one of SEQ ID NO:1-6. In another embodiment, the construct further comprises two, three, four, or five or more genes of interest. In another embodiment, one or more of the genes of interest are operably linked to a promoter.

In another embodiment, the GOI is introduced employing an integrase technology, for example, integrase technology employing att sites such as Invitrogen's Gateway™ and Multisite Gateway™ cloning systems which employ bacteriophage lambda att site recombination.

In another embodiment, the expression-enhancing sequence comprises one or more recombinase recognition sites as described above, and the GOI is introduced into the expression-enhancing sequence through the action of a recombinase that recognizes the recombinase recognition site.

In one embodiment, the expression-enhancing sequence comprises two recombinase recognition sites.

In one embodiment, the expression-enhancing sequence comprises a first, a second, and a third recombinase recognition site. In one embodiment, the first, second, and third recombinase recognition sites are different. In another embodiment, the first, second, and third recombinase recognition sites are not in the same orientation. In a specific embodiment, the first site is 5' to the second site, and the second site is 5' to the third site. In another specific embodiment, the second and third sites are in opposite orientation with respect to the first site.

In another embodiment, a first and a second GOI are introduced into the expression-enhancing sequence. In one embodiment, the first GOI is introduced between the first and the second recombinase recognition sites, and the second GOI is introduced between the second and the third recombinase recognition sites. In a specific embodiment, the recombinase recognition sites are independently selected from a loxp site, a lox 511 site, a lox 2272 site, and a frt site.

In another embodiment, the first GOI flanked by recombinase recognition sites on a first vector and the second GOI flanked by recombinase recognition sites on a second vector are introduced into a cell comprising an expression-enhancing sequence that comprises three recombinase recognition sites in a single step.

In one embodiment, the GOI is operably linked to a eukaryotic promoter. In another embodiment, the eukaryotic promoter is operably linked to a prokaryotic operator. In a specific embodiment, the eukaryotic promoter is a CMV promoter and the prokaryotic operator is a tet operator.

In another embodiment, the cell comprises a gene capable of expressing a prokaryotic repressor. In a specific embodiment, the prokaryotic repressor is a tet repressor.

In another embodiment, the cell comprises a gene capable of expressing a recombinase. In a specific embodiment, the recombinase is a Cre recombinase.

In one aspect, a eukaryotic cell is provided, wherein the eukaryotic cell comprises at least one expression-enhancing sequence of SEQ ID NO:1-6 and at least one exogenously added gene within the expression-enhancing sequence. In one embodiment, the exogenously added gene is operably linked to an exogenously added promoter.

In one embodiment, the expression-enhancing sequence is a sequence of SEQ ID NO:5, and the at least one exogenously added gene integrated or inserted within the expression-enhancing sequence is a human gene. In a specific embodiment, the eukaryotic cell is a CHO cell, the exog-

enously added gene is a human gene, and the human gene is operably linked to an exogenously added eukaryotic promoter.

In one aspect, a targeting vector for homologous recombination is provided, wherein the targeting vector comprises a 5' homology arm, a GOI, and a 3' homology arm, wherein each homology arm is homologous to a sequence within one of SEQ ID NO:1-6. In one embodiment, the 5' and 3' homology arms are homologous to sequences within SEQ ID NO:5. In one embodiment, the targeting vector comprises two, three, four, or five or more genes of interest. In one embodiment, the GOI is operably linked to a promoter. In another embodiment, each of the two, three, four, or five or more genes of interest are each operably linked to a promoter.

In one aspect, an expression vector is provided, comprising an expression-enhancing nucleotide sequence selected from SEQ ID NO: 1-6 or an expression-enhancing fragment thereof. In one embodiment, the expression-enhancing sequence is within SEQ ID NO:5 as described above.

In one embodiment, the vector further comprises a promoter. In a specific embodiment, the promoter is a human CMV promoter.

In one embodiment, the vector further comprises a cloning site for an expressible gene of interest (GOI). In one embodiment, the nucleotide sequence selected from SEQ ID NO: 1-6 or expression-enhancing fragment thereof is located 3' with respect to the coning site for the expressible GOI. In another embodiment, the nucleotide sequence selected from SEQ ID NO: 1-6 or expression-enhancing fragment thereof is located 5' with respect to the coning site for the expressible GOI.

In a specific embodiment, the vector comprises a nucleotide sequence selected from SEQ ID NO:1-6 or an expression-enhancing fragment, a human CMV promoter, a GOI, and a termination sequence, wherein the nucleotide sequence selected from SEQ ID NO: 1-6, or the expression-enhancing fragment thereof, is located 5' with respect to the CMV promoter. In a specific embodiment, the vector further comprises an intron selected from a CMV-MIE intron and a rabbit β -globin intron.

In one aspect, an expression vector is provided, comprising an expression-enhancing nucleotide sequence that is at least 80% identical, preferably at least 90% identical, more preferably at least 95% identical, most preferably at least 99% identical to a sequence selected from SEQ ID NO:1-6 or an expression-enhancing fragment thereof.

In one aspect, a method is provided for making a protein of interest, comprising: (a) introducing into a host cell an expression vector comprising an expression-enhancing sequence selected from a sequence within SEQ ID NO:1-6 and a GOI that encodes for a protein of interest, wherein the GOI is operably linked to a promoter and operably linked to the expression-enhancing sequence; (b) culturing the host cell of (a) under conditions that allow expression of the GOI; and (c) recovering the protein of interest.

In one embodiment, the enhanced expression and stability region sequence is an expression-enhancing sequence of SEQ ID NO:1-6. In one embodiment, the expression-enhancing sequence is within SEQ ID NO:5 as described above.

In one embodiment, the recombinant protein is selected from the group consisting of a subunit of an immunoglobulin or fragment thereof and a receptor or ligand-binding fragment thereof. In a specific embodiment, the recombinant protein is selected from the group consisting of an antibody

light chain or antigen-specific fragment thereof, and an antibody heavy chain or antigen-specific fragment thereof.

In any of the aspects and embodiments described above, the expression-enhancing sequence can be placed in the indicated orientation as indicated in SEQ ID NO:1-6, or in the reverse of the orientation indicated in SEQ ID NO:1-6.

Any of the aspects and embodiments of the invention can be used in conjunction with any other aspect or embodiment of the invention, unless otherwise specified or apparent from the context.

Other objects and advantages will become apparent from a review of the ensuing detailed description.

BRIEF DESCRIPTION OF THE FIGURES

FIG. 1. Schematic diagram of a retroviral construct, pTE252, used for the introduction of nucleic acid construct into a cell genome. LTR: long terminal repeat; LoxP: Cre recombinase recognition sequence: ATA ACTTCGTATAATGTATGCTATACGAAGTTGT (SEQ ID NO:7); Lox511: a mutation of LoxP sequences: ATA ACTTCGTATAATGTATACTATACGAAGTTAG (SEQ ID NO:8); the Lox511 site does not recombine with a LoxP site. GFP: Green fluorescent protein; CMV MIE: human cytomegalovirus major immediate early promoter; npt: neomycin phosphotransferase; bla: beta lactamase; IRES: internal ribosomal entry site.

FIG. 2 illustrates a plasmid construct used to identify an EESYR.

FIGS. 3A and 3B show an alignment of Chinese hamster ovary (CHO), mouse, human, and rat EESYR sequences for a fragment of SEQ ID NO:5.

FIG. 4 shows an alignment of SEQ ID NO:5 with mouse, human, and rat sequences.

FIG. 5 illustrates that an EESYR, operably linked to a gene of interest (GOD, exhibits enhanced expression over a GOI that is not operably linked to an EESYR. For each plot, major ticks on the y-axis represent 0, 300, 600, 900, and 1200; major ticks on the x-axis represent 10^0 , 10^1 , 10^2 , 10^3 , and 10^4 .

FIG. 6 shows EESYRs compared in their relative ability to enhance expression of an operably linked GOI. For each plot, y-axis major ticks represent Counts of 0, 500, 1,000, 1,500, and 2,000; x-axis major ticks represent FITC of 10^0 , 10^1 , 10^2 , 10^3 , and 10^4 .

FIG. 7 illustrates clonal characteristics of cells with respect to EESYR functionality. For the top plot, major tick labels on both the y- and x-axes of the top plot represent 10^0 , 10^1 , 10^2 , 10^3 , and 10^4 ; quadrant identifiers are R10 and R11 (top, left to right) and R12 and R13 (bottom, left to right). For the middle plot, which shows 96-well plate ELISA results of sorted single cells, the y-axis of the center plot represents Titer ($\mu\text{g/ml}$), with major tick labels of 0, 2, 4, 6, 8, 10, 12, and 14; whereas the x-axis represents Clone Number (in triplicate) from 1 to 63. For the bottom plot, which shows clone stability after three months without selection, y-axis major ticks represent increments of 100 from 0 to 1000. For the bottom plot, the left peak is for "Host," whereas the right peak is for "Recombinant clones."

FIG. 8 illustrates that EESYR cells undergo specific and efficient recombination. In Panel B, y- and x-axes major ticks represent 10^0 , 10^1 , 10^2 , 10^3 , and 10^4 ; for each plot, quadrants are (left to right, top) R2 and R3, and (left to right, bottom) R4 and R5.

FIG. 9 illustrates the rarity of random integration events in EESYR cells.

FIG. 10 illustrates testing of cis-acting elements employing EESYR sequences. Major ticks of the y- and x-axes major ticks represent 10^0 , 10^1 , 10^2 , 10^3 , and 10^4 .

FIG. 11 illustrates testing promoters, introns, and UTRs using an EESYR system.

FIG. 12 illustrates optimizing protein expression using an EESYR system.

DETAILED DESCRIPTION

Before the present methods are described, it is to be understood that this invention is not limited to particular methods, and experimental conditions described, as such methods and conditions may vary. It is also to be understood that the terminology used herein is for the purpose of describing particular embodiments only, and is not intended to be limiting, since the scope of the present invention will be limited only by the appended claims.

As used in this specification and the appended claims, the singular forms “a”, “an”, and “the” include plural references unless the context clearly dictates otherwise. Thus for example, a reference to “a method” includes one or more methods, and/or steps of the type described herein and/or which will become apparent to those persons skilled in the art upon reading this disclosure.

Unless defined otherwise, or otherwise specified, all technical and scientific terms used herein have the same meaning as commonly understood by one of ordinary skill in the art to which this invention belongs.

Although any methods and materials similar or equivalent to those described herein can be used in the practice or testing of the present invention, particular methods and materials are now described. All publications mentioned herein are incorporated herein by reference in their entirety. Definitions

DNA regions are operably linked when they are functionally related to each other. For example, a promoter is

operably linked to a coding sequence if the promoter is capable of participating in the transcription of the sequence; a ribosome-binding site is operably linked to a coding sequence if it is positioned so as to permit translation. Generally, operably linked can include, but does not require, contiguity. In the case of sequences such as secretory leaders, contiguity and proper placement in a reading frame are typical features. An EESYR is operably linked to a GOI where it is functionally related to the gene of interest, for example, where its presence results in enhanced expression of the GOI.

The term “enhanced” when used to describe enhanced expression includes an enhancement of at least about 1.5-fold to at least about 2-fold enhancement in expression over what is typically observed by random integration into a genome, for example, as compared to a pool of random integrants of a single copy of the same expression construct. Fold-expression enhancement observed employing the sequences of the invention is in comparison to an expression level of the same gene, measured under substantially the

same conditions, in the absence of a sequence of the invention. As used herein, the phrase “expression-enhancing” is used interchangeably with “enhanced expression and stability” when referring to a region or sequence. An “enhanced expression and stability region,” also referred to herein as an “EESYR,” is a region or sequence that exhibits more efficient recombination, insert stability, and higher level expression than is typically observed by random integration into a genome.

Enhanced recombination efficiency includes an enhancement of the ability of a locus to recombine (for example, employing recombinase-recognition sites). Enhancement refers to an efficiency over random recombination, which is typically 0.1%. A preferred enhanced recombination efficiency is about 10-fold over random, or about 1%. Unless specified, the claimed invention is not limited to a specific recombination efficiency.

Where the phrase “exogenously added gene” or “exogenously added GOI” is employed with reference to a EESYR, the phrase refers to any gene not present within the EESYR as the EESYR is found in nature. For example, an “exogenously added gene” within a CHO EESYR (e.g., an EESYR comprising a sequence of SEQ ID NO:5), can be a hamster gene not found within the CHO EESYR in nature (i.e., a hamster gene from another locus in the hamster genome), a gene from any other species (e.g., a human gene), a chimeric gene (e.g., human/mouse), or any other gene not found in nature to exist within the CHO EESYR.

Percent identity, when describing an EESYR, is meant to include homologous sequences that display the recited identity along regions of contiguous homology, but the presence of gaps, deletions, or insertions that have no homolog in the compared sequence are not taken into account in calculating percent identity. In explaining the usage of “percent identity” in this context, the following sequence comparison (SEQ ID NO: 9-SEQ ID NO: 12) will be referred to:

EESYR	5595	AGATTCTGTGGGCTCTGAGGCAACTTGACCTCAGCCAGATGGTATTTGAATAACCTGCTC	5654
Rat Ch3	5619	AGATTCTGTGGGTTCTGAGACAACCTTGACTTCAGCCAGATGGCATTGAATAAC-----	5672
M Mus Ch2	6618	AGATTCTGTGGGTTCTGAGACAACCTTGACTTTAGCCAGATGGTATTTGAGTAATCTGGG-	6676
H. Sap. Ch20	6620	AGATTCAGTGGGCTTTGGGACAGCTTGACTTCAACTAGATGGTATTTGAATAATCTGCT- ***** ***** * ** * ** ***** * * * ***** ***** **	6678

in which the “EESYR” 5595-5654 sequence is SEQ ID NO: 9, the “Rat Ch3” 5619-5672 sequence is SEQ ID NO: 10, the “M Mus Ch2” 6618-6676 sequence is SEQ ID NO: 11, and the “H. Sap. Ch20” sequence is SEQ ID NO: 12. As used herein, a “percent identity” determination between the “EESYR” sequence above (for a CHO cell EESYR or fragment thereof) with a rat homolog (“Rat Ch3”) would not include a comparison of CHO sequences 5649 through 5654, since the rat homolog has no homologous sequence to compare in an alignment (i.e., the CHO EESYR has an insertion at that point, or the rat homolog has a gap or deletion, as the case may be). Thus, in the comparison above, the percent identity comparison would extend from the “AGATTC” at the 5' end to the “AATAAC” at the 3' end. In that event, the rat homolog differs only in that it has a “T” at CHO EESYR position 5607, an “A” at CHO EESYR position 5614, a “T” at CHO EESYR position 524, and a “C” at CHO EESYR position 5637. Since the comparison is over 54 contiguous bases in a 60 base pair stretch, with only four differences (which are not gaps, deletions, or inser-

tions), there is over 90% identity between the two sequences (CHO and rat) from CHO EESYR position 5595 to CHO EESYR position 5654 (because “percent identity” does not include penalties for gaps, deletions, and insertions).

General Description

The invention is based at least in part on the discovery that there are sequences in a genome that exhibit more efficient recombination, insert stability, and higher level expression than other regions or sequences in the genome. The invention is also based at least in part on the finding that when such expression-enhancing sequences are identified, a suitable gene or construct can be exogenously added in or near the sequences and that the exogenously added gene can be advantageously expressed. Such sequences, termed enhanced expression and stability regions (“EESYRs”), can be engineered to include recombinase recognition sites for placement of genes of interest to create cell lines that are capable of expressing proteins of interest. EESYRs can also be included as in expression constructs such as, for example, expression vectors. Expression vectors comprising EESYRs can be used to express proteins transiently, or can be integrated into a genome by random or targeted recombination such as, for example, homologous recombination or recombination mediated by recombinases that recognize specific recombination sites (e.g., Cre-lox-mediated recombination). Expression vectors comprising EESYRs can also be used to assess efficacy of other DNA sequences, for example, cis-acting regulatory sequences.

The CHO EESYR described in detail herein was identified by random integration of DNA comprising lox sites into a CHO cell genome, followed by selection to identify sequences where expression was enhanced. Random integration and introduction of the lox site was achieved using a retroviral construct. Selection and screening were achieved using drug resistance markers and detectable labels (e.g., fluorescent proteins with FACS screening), employing recombination methods that used site-specific recombination (e.g., lox sites and Cre recombinase). Selection continued until at least a 1.5- to 2-fold enhanced expression over expression observed when randomly integrating an expression construct into the CHO cell genome. Following identification of the EESYR, recombinase recognition sites (in the example provided, lox sites) were maintained in the EESYR for introducing expression cassettes that comprise an expressible GOI, along with any other desirable elements such as, for example, promoters, enhancers, markers, operators, etc.

An illustration of a plasmid construct used in identifying an EESYR disclosed in this application is shown in FIG. 2. The plasmid rescue construct comprises an expression cassette driven by a promoter, wherein the cassette is flanked on the 5' and 3' ends with recombinase recognition sites (represented by ball-and-stick in FIG. 2). Insertion within an EESYR locus is shown, wherein the insertion results in the plasmid rescue construct replacing an expression cassette that comprises a promoter and a marker, wherein the expression cassette within the EESYR locus is flanked on its 5' and 3' ends by recombinase recognition sites (see FIG. 2).

Compositions and methods are provided for stably integrating a nucleic acid sequence into a eukaryotic cell, wherein the nucleic acid sequence is capable of enhanced expression by virtue of being integrated in or near an EESYR. Cells are provided that contain a recombinase recognition sequence within or near an EESYR, convenient for inserting a GOI, in order to achieve expression of a protein of interest from the GOI. Compositions and methods are also provided for using EESYRs in connection with

expression constructs, for example, expression vectors, and for adding an exogenous EESYR into a eukaryotic cell of interest.

Physical and Functional Characterization of an EESYR

The nucleic acid sequences referred to as EESYRs were empirically identified by sequences upstream and downstream of the integration site of a nucleic acid construct (comprising an expression cassette) of a cell line expressing a reporter protein at a high level. The EESYR nucleic acid sequences of the invention provide sequences with a new functionality associated with enhanced expression of a nucleic acid (for example, an exogenous nucleic acid comprising a GOD that appear to function differently from that previously described for cis-acting elements such as promoters, enhancers, locus control regions, scaffold attachment regions or matrix attachment regions. EESYRs do not appear to have any open reading frames (ORFs), making it unlikely that EESYRs encode novel trans-activator proteins. Transfection experiments demonstrated that EESYR sequences display some characteristics of cis-acting elements. EESYR activity is not detected in transient transfection assays; EESYR sequences also appear to be distinct from promoter and enhancer elements, which are detected with these methods.

Although EESYR sequences described in detail herein were isolated from the genome of two cell lines, EESYR sequences from these two cell lines are the same. EESYR activity was identified in a 6.472 kb fragment of CHO genomic DNA 5' with respect to a unique integration site of a retroviral vector comprising a DsRed reporter encoding sequence and in a 7.045 kb fragment of CHO genomic DNA 3' with respect to the integration site. Expression vectors comprising the isolated 6.472 kb region and the isolated 7.045 kb region and shorter fragments thereof were able to confer upon CHO cells transfected with them high levels of expression of recombinant proteins.

The invention encompasses expression vectors comprising reverse orientated EESYR fragments. Reverse orientated EESYR fragments were also capable of conferring upon CHO cells transfected with them high levels of expression of recombinant proteins.

Other combinations of the fragments described herein can also be developed. Examples of other combinations of the fragments described herein that can also be developed include sequences that include multiple copies of the EESYR disclosed herein, or sequences derived by combining the disclosed EESYR with other nucleotide sequences to achieve optimal combinations of regulatory elements. Such combinations can be contiguously linked or arranged to provide optimal spacing of the EESYR fragments (e.g., by the introduction of spacer nucleotides between the fragments). Regulatory elements can also be arranged to provide optimal spacing of an EESYR with respect to the regulatory elements.

The EESYR sequences disclosed herein were isolated from CHO cells. Homologous expression-enhancing elements are expected to exist in cells from other mammalian species (such as, for examples, humans; see FIG. 3) as well as in cell lines derived from other tissue types, and can be isolated by techniques that are well-known in the art, for example, by cross-species hybridization or PCR-based techniques. In addition, changes can be made in the nucleotide sequence set forth in SEQ ID NOs:1-6 by site-directed or random mutagenesis techniques that are well known in the art. The resulting EESYR variants can then be tested for EESYR activity as described herein. DNAs that are at least about 80% identical, preferably at least about 90% identical,

more preferably at least about 95% identical, most preferably at least about 99% identical in nucleotide sequence to SEQ ID NOs:1-6 or fragments thereof having EESYR activity are isolatable by routine experimentation, and are expected to exhibit EESYR activity. For fragments of EESYR, percent identity refers to that portion of the reference native sequence that is found in the EESYR fragment. Accordingly, homologs of EESYR and variants of EESYR are also encompassed by embodiments of the invention. FIGS. 3A and B show an alignment of mouse, human, and rat sequences with varying homology to a fragment of SEQ ID NO:5.

Cell populations expressing enhanced levels of a protein of interest can be developed using the methods provided herein. The absolute level of expression will vary with the specific protein, depending on how efficiently the protein is processed by the cell. Cell pools developed with EESYR are stable over time, and can be treated as stable cell lines for most purposes. Cloning steps can be delayed until later in the process of development than is customary for recombinant proteins.

EESYRs and Expression-Enhancing Fragments Thereof

The EESYR genomic locus is conserved among human, mouse and rat genomes. FIG. 4 shows percent identity among EESYR sequences. EESYR sequences, homologous to the 13.515 kb of cloned CHO EESYR DNA of SEQ ID NO:5, were identified among the published human, rat and mouse genomes using BLAST. Sequences were aligned to determine the percent homology using MacVector (9.0). Twenty-five by increments of the alignment are graphed as the percent identity among CHO, human, mouse and rat EESYR sequences for each consecutive 25 bp segment. As shown in FIG. 4, the vertical line marks the location of site-specific recombination events to express recombinant protein genes of interest. Percent identity of EESYR sequences adjacent to a site-specific recombination location in an EESYR is shown in panel B of FIG. 4. Ten base pair increments of the aligned sequences corresponding to nt 5022-6110 of a CHO cell EESYR sequence (nucleotides 5022 through 6110 of SEQ ID NO:5) are graphed as the percent identity among CHO, human, mouse and rat EESYR sequences for each consecutive 10 bp segment. Sequences were aligned using MacVector™ 9.0. As shown in panel B, a significant identity of sequence is present in this fragment of the EESYR cloned from CHO cells. It should be noted that the comparison of FIG. 4 indicates a length of about 1400 bases, whereas the sequence of SEQ ID NO:5 contains 13,515 bases. The FIG. 4 bases appear to extend over a longer stretch due to the existence of gaps. Nucleotide spans recited are those corresponding to numbering in SEQ ID NO:5 unless otherwise indicated. The span of nucleotides from about 6200 to about 7600 as shown in FIG. 4B corresponds to nucleotides of SEQ ID NO:5 numbered about 5,200 to about 6,000.

Accordingly, the invention also includes an expression-enhancing fragment of a nucleotide sequence of SEQ ID NO:5, wherein the expression-enhancing fragment includes the nucleotide sequence indicated by positions about residues 5022 through about 6110 of SEQ ID NO:5, or about 5218 through about 6048 of SEQ ID NO:5; or about 6200 through about 7600, about 6500 to about 7400, or about 6400 to about 6500 shown in panel B of FIG. 4. The invention also encompasses an expression-enhancing fragment of a nucleotide sequence that is at least 80% identical, preferably at least 90% identical, more preferably at least 95% identical, most preferably at least 99% identical to the nucleotide sequence indicated by positions about 6200

through about 7600, or about 6500 through about 7400, or about 6400 through about 6500 shown in panel B of FIG. 4. The invention includes vectors comprising such a fragment, including for transient or stable transfection. The invention also includes a eukaryotic cell comprising such a fragment wherein the fragment is exogenous and is integrated into the cell genome, and cells comprising such a fragment having at least one recombinase recognition site that is within, immediately 5', or immediately 3' to the fragment.

In one embodiment, the expression-enhancing fragment of SEQ ID NO:5 is located at a position within SEQ ID NO:5 selected from nucleotides spanning positions numbered 10-13,515; 20-12,020; 1,020-11,020; 2,020-10,020; 3,020-9,020; 4,020-8,020; 5,020-7,020; 6,020-6,920; 6,120-6,820; 6,220-6,720; 6,320-6,620; 6,420-6,520; 6,460-6,500; 6,470-6,490; and 6,475-6,485.

In one embodiment, the EESYR is employed to enhance the expression of a GOI, as illustrated in FIG. 5. FIG. 5 shows a GOI operably linked with a promoter (with an upstream marker having its own promoter) integrated in a non-EESYR position in a CHO cell genome, and a FACS readout showing the distribution of expression in a stably transfected population of cells. In comparison, a GOI operably linked to a promoter integrated at an EESYR position in a CHO cell genome is shown, and a FACS readout showing the distribution of expression in a stably transfected population of cells is also shown. In this embodiment, the GOI expressed within the EESYR locus shows an enhanced expression of about two-fold in comparison to the GOI expressed at a non-EESYR locus.

In various embodiments, expression of a GOI can be enhanced by placing the GOI within an EESYR, 5' to an EESYR, or 3' to an EESYR. The precise distance between the GOI and the EESYR, where the GOI is either 5' or 3' to the EESYR, should be such that the EESYR is operably linked to the GOI. An EESYR is operably linked to the GOI where expression of the GOI—at the selected distance from the EESYR (in the 5' or 3' direction)—retains the ability to enhance expression of the GOI over, for example, expression typically observed due to a random integration event. In various embodiments, enhancement is at least about 1.5-fold to about 2-fold or more. Preferably, enhancement in expression as compared to a random integration, or random expression, is about 2-fold or more.

FIG. 6 shows an embodiment wherein SEQ ID NO:1 (“EESYR 5'”) and SEQ ID NO:2 (“EESYR 3'”) are compared in their relative ability to enhance expression of an operably linked GOI, wherein the GOI is operably linked to a promoter as well (a marker and a promoter operably linked to the marker are shown 5' to the GOI promoter). Orientation of the EESYR is shown by the direction of the arrow beneath the term “EESYR.” The constructs are randomly integrated into a CHO cell genome. Expression is relative to the randomly integrated construct that does not comprise any EESYR. FACS readouts showing relative expression are shown on the right. In FIG. 6, the first EESYR construct employs SEQ ID NO:1; the second EESYR construct employs SEQ ID NO:3; the third EESYR construct is SEQ ID NO:2; the fourth EESYR construct is SEQ ID NO:4. As shown in the figure, SEQ ID NO:3 displays a 2.4-fold enhancement in expression, and SEQ ID NO:1 displays a 2-fold enhancement of expression.

EESYR recombinant cell pools display clonal characteristics. FIG. 7 illustrates clonal characteristics of EESYR recombinant pools. In the two-color FACS plot representing a dual parameter histogram of cells labeled with red or green markers (red cells are host CHO cells; green cells are

recombinants expressing a GOI), EESYR recombinant pools show clustering in the plot that reflects substantially identical growth and expression, flow cytometry profile, and Southern analysis (not shown). A histogram of ELISAs of single cells demonstrate uniform expression in all clones. Clonal stability is also high after three months without selection.

EESYR recombinants undergo specific and efficient recombination, as shown in FIG. 8. Panel A shows two markers separated by an IRES and flanked by recombinase recognition sites, and a third marker not flanked by recombinase recognition sites as a random integration control. When recombined at an EESYR locus comprising a marker flanked by two recombinase recognition sites, recombination is specific. Panel B shows little random integration in the absence of recombinase, but efficient and site-specific integration in the presence of recombinase.

Random integration using site specific recombination at an EESYR is rare (see FIG. 9). FIG. 9 shows that when random integration events are visualized, such events represent only a tiny fraction of integration events.

In another embodiment, EESYR cis-acting elements can be assessed using the methods and compositions of the invention. As shown in FIG. 10, EESYR recombinant cells, allows comparison of cis-acting elements equivalently. Because EESYR recombinants behave as a clonal population, differences in gene expression as the result of, for example, the presence or absence of suspected cis-acting elements, can be directly compared. Isogenic cell lines allow direct comparison of cis-acting elements. Using an EESYR system, cis-acting elements, such as, for example, promoters, introns, and UTRs, are preferably located between recombination sites. Expression optimization can also be achieved, including, for example, expression cassette orientation and codon optimization. By way of example, FIG. 11 shows cassettes flanked with recombination recognition sites that contain a promoter, a marker, various cis-elements (here, introns in panel A; UTRs in panel B), and a GOI were integrated at an EESYR (SEQ ID NO: 1 at the 5' end, SEQ ID NO:2 at the 3' end). Relative expression of the GOI is shown on the right.

FIG. 12 shows an example of how protein optimization can be achieved using the methods and compositions of the invention. FIG. 12 confirms that optional placement of a cDNA for a light chain antibody gene is 5' to the cDNA for a heavy chain antibody gene.

Proteins of Interest

A nucleic acid sequence encoding a protein of interest can be conveniently integrated into a cell comprising an EESYR having a recombinase recognition site through, for example, a recombinase-mediated cassette exchange (RMCE) process. Any protein of interest suitable for expression in eukaryotic cells can be used. For example, the protein of interest can be an antibody or fragment thereof, a chimeric antibody or fragment thereof, an ScFv or fragment thereof, an Fc-tagged protein or fragment thereof, a growth factor or a fragment thereof, a cytokine or a fragment thereof, or an extracellular domain of a cell surface receptor or fragment thereof.

Nucleic Acid Constructs

Recombinant expression vectors can comprise synthetic or cDNA-derived DNA fragments encoding a protein, operably linked to a suitable transcriptional and/or translational regulatory element derived from mammalian, viral or insect genes. Such regulatory elements include transcriptional promoters, enhancers, sequences encoding suitable mRNA ribosomal binding sites, and sequences that control the termi-

nation of transcription and translation, as described in detail below. Mammalian expression vectors can also comprise nontranscribed elements such as an origin of replication, other 5' or 3' flanking nontranscribed sequences, and 5' or 3' nontranslated sequences such as splice donor and acceptor sites. A selectable marker gene to facilitate recognition of transfectants may also be incorporated.

Transcriptional and translational control sequences in expression vectors useful for transfecting vertebrate cells may be provided by viral sources. For example, commonly used promoters and enhancers are derived from viruses such as polyoma, adenovirus 2, simian virus 40 (SV40), and human cytomegalovirus (CMV). Viral genomic promoters, control and/or signal sequences may be utilized to drive expression, provided such control sequences are compatible with the host cell chosen. Non-viral cellular promoters can also be used (e.g., the β -globin and the EF-1 α promoters), depending on the cell type in which the recombinant protein is to be expressed.

DNA sequences derived from the SV40 viral genome, for example, the SV40 origin, early and late promoter, enhancer, splice, and polyadenylation sites may be used to provide other genetic elements useful for expression of a heterologous DNA sequence. Early and late promoters are particularly useful because both are obtained easily from the SV40 virus as a fragment that also comprises the SV40 viral origin of replication (Fiers et al., Nature 273:113, 1978). Smaller or larger SV40 fragments may also be used. Typically, the approximately 250 bp sequence extending from the Hind III site toward the BgII site located in the SV40 origin of replication is included.

Bicistronic expression vectors used for the expression of multiple transcripts have been described previously (Kim S. K. and Wold B. J., Cell 42:129, 1985; Kaufman et al. 1991, supra) and can be used in combination with an EESYR sequence of the invention. Other types of expression vectors will also be useful, for example, those described in U.S. Pat. No. 4,634,665 (Axel et al.) and U.S. Pat. No. 4,656,134 (Ringold et al.).

Host Cells and Transfection

The eukaryotic host cells used in the methods of the invention are mammalian host cells, including, for example, CHO cells and mouse cells. In a preferred embodiment, the invention provides a nucleic acid sequence that encodes an EESYR sequence from CHO cell. An integration site, for example, a recombinase recognition site, can be placed within an EESYR, or 5' or 3' to the EESYR sequence. One example of a suitable integration site is a lox p site. Another example of a suitable integration site is two recombinase recognition sites, for example, a lox p site and a lox 5511 site. In one embodiment, the EESYR sequence is located on chromosome 6 of a CHO cell genome. In specific embodiments, the EESYR sequence is located within a sequence selected from the group consisting of nucleic acids comprising nucleotides 1-6473 and 4607-6473 of SEQ ID NO: 1; and 1-7045, 1-3115, 1-2245, 1-935, and 1-465 of SEQ ID NO:2.

The invention includes a mammalian host cell transfected with an expression vector of the invention. While any mammalian cell may be used, the host cell is preferably a CHO cell.

Transfected host cells include cells that have been transfected with expression vectors that comprise a sequence encoding a protein or polypeptide. Expressed proteins will preferably be secreted into the culture medium, depending on the nucleic acid sequence selected, but may be retained in the cell or deposited in the cell membrane. Various

mammalian cell culture systems can be employed to express recombinant proteins. Examples of suitable mammalian host cell lines include the COS-7 lines of monkey kidney cells, described by Gluzman (1981) Cell 23:175, and other cell lines capable of expressing an appropriate vector including, for example, CV-1/EBNA (ATCC CRL 10478), L cells, C127, 3T3, CHO, HeLa and BHK cell lines. Other cell lines developed for specific selection or amplification schemes will also be useful with the methods and compositions provided herein. A preferred cell line is the CHO cell line designated K1. In order to achieve the goal of high volume production of recombinant proteins, the host cell line should be pre-adapted to bioreactor medium in the appropriate case.

Several transfection protocols are known in the art, and are reviewed in Kaufman (1988) Meth. Enzymology 185: 537. The transfection protocol chosen will depend on the host cell type and the nature of the GOI, and can be chosen based upon routine experimentation. The basic requirements of any such protocol are first to introduce DNA encoding the protein of interest into a suitable host cell, and then to identify and isolate host cells which have incorporated the heterologous DNA in a relatively stable, expressible manner.

One commonly used method of introducing heterologous DNA into a cell is calcium phosphate precipitation, for example, as described by Wigler et al. (Proc. Natl. Acad. Sci. USA 77:3567, 1980). DNA introduced into a host cell by this method frequently undergoes rearrangement, making this procedure useful for cotransfection of independent genes.

Polyethylene-induced fusion of bacterial protoplasts with mammalian cells (Schaffner et al., (1980) Proc. Natl. Acad. Sci. USA 77:2163) is another useful method of introducing heterologous DNA. Protoplast fusion protocols frequently yield multiple copies of the plasmid DNA integrated into the mammalian host cell genome, and this technique requires the selection and amplification marker to be on the same plasmid as the GOI.

Electroporation can also be used to introduce DNA directly into the cytoplasm of a host cell, for example, as described by Potter et al. (Proc. Natl. Acad. Sci. USA 81:7161, 1988) or Shigekawa et al. (BioTechniques 6:742, 1988). Unlike protoplast fusion, electroporation does not require the selection marker and the GOI to be on the same plasmid.

More recently, several reagents useful for introducing heterologous DNA into a mammalian cell have been described. These include Lipofectin™ Reagent and Lipofectamine™ Reagent (Gibco BRL, Gaithersburg, Md.). Both of these reagents are commercially available reagents used to form lipid-nucleic acid complexes (or liposomes) which, when applied to cultured cells, facilitate uptake of the nucleic acid into the cells.

A method for amplifying the GOI is also desirable for expression of the recombinant protein, and typically involves the use of a selection marker (reviewed in Kaufman supra). Resistance to cytotoxic drugs is the characteristic most frequently used as a selection marker, and can be the result of either a dominant trait (e.g., can be used independent of host cell type) or a recessive trait (e.g., useful in particular host cell types that are deficient in whatever activity is being selected for). Several amplifiable markers are suitable for use in the expression vectors of the invention (e.g., as described in Maniatis, Molecular Biology: A Laboratory Manual, Cold Spring Harbor Laboratory, NY, 1989; pgs 16.9-16.14).

Useful selectable markers for gene amplification in drug-resistant mammalian cells are shown in Table 1 of Kaufman, R. J., supra, and include DHFR-MTX resistance, P-glyco-

protein and multiple drug resistance (MDR)-various lipophilic cytotoxic agents (e.g., adriamycin, colchicine, vincristine), and adenosine deaminase (ADA)-Xyl-A or adenosine and 2'-deoxycoformycin.

Other dominant selectable markers include microbially derived antibiotic resistance genes, for example neomycin, kanamycin or hygromycin resistance. However, these selection markers have not been shown to be amplifiable (Kaufman, R. J., supra.). Several suitable selection systems exist for mammalian hosts (Maniatis supra, pgs 16.9-16.15). Co-transfection protocols employing two dominant selectable markers have also been described (Okayama and Berg, Mol. Cell Biol 5:1136, 1985).

Useful regulatory elements, described previously or known in the art, can also be included in the nucleic acid constructs used to transfect mammalian cells. The transfection protocol chosen and the elements selected for use therein will depend on the type of host cell used. Those of skill in the art are aware of numerous different protocols and host cells, and can select an appropriate system for expression of a desired protein, based on the requirements of the cell culture system used.

Other features of the invention will become apparent in the course of the following descriptions of exemplary embodiments which are given for illustration of the invention and are not intended to be limiting thereof.

EXAMPLES

The following examples are put forth so as to provide those of ordinary skill in the art how to make and use the methods and compositions described herein, and are not intended to limit the scope of what the inventors regard as their invention. Efforts have been made to ensure accuracy with respect to numbers used (e.g., amount, temperature, etc.) but some experimental error and deviation should be accounted for. Unless indicated otherwise, parts are parts by weight, molecular weight is average molecular weight, temperature is in degrees Centigrade, and pressure is at or near atmospheric.

Example 1

Generation of RGC9 and RGC16 Cell Lines

CHO K1 cells (1×10^7) were infected with pantropic retrovirus produced with plasmid pTE252 (FIG. 1), having a lox p site in it, at an MOI of less than 1 to generate a stable pool of cells with mostly one retroviral insertion per cell. Cells in the stable pool that expressed a marker protein at a high level were selected and expanded. Selection rounds were conducted to identify cell populations capable of enhanced expression. Thirty-six clones were isolated and expanded into 36 cell lines. Clones exhibiting the highest recombination efficiency were identified and cloned, wherein the clones each contained at least one recombinase recognition site in an enhanced expression locus. Eight cell populations with the best recombination efficiency were selected, and reassessed for enhanced protein expression. Two cell populations were selected and designated RGC9 and RGC16. Southern blot analysis of the cell populations from the original 36 cell lines that corresponded to these two cell lines showed that a single copy of a reporter construct was integrated into the CHO cell genome at the same locus in the case of both cell populations, and the location of integration was determined to be at the triplet "act" at

19

nucleotide position 6,471 to 6,473 of SEQ ID NO:5. At least one of these two cell lines were employed in experiments described below.

Example 2

Expression of FcFP1 Protein in Serum-Free Production Medium

RGC38 cells were derived from RGC9 cells and were adapted to grow in suspension in a serum-free production medium. RGC38 cells were used as host cells for the expression of FcFP1 protein (Fc fusion protein-1). RGC38 cells were transfected in a ten-centimeter plate with a FcFP1 expression vector, pTE851 and a Cre plasmid, pRG858. The FcFP1 plasmid has, in 5' to 3' direction, a LoxP site, a SV40 late promoter, a hygromycin resistant gene, an IRES, an eGFP, a CMV MIE promoter, a gene encoding a FcFP1 protein, and a Lox511 site. Cells were cultured in F12 medium with 400 µg/ml hygromycin for two weeks after transfection. Cells expressing eGFP but not DsRed were isolated using flow cytometry and designated as RS421-1. Isolated cells were essentially isogenic, though derived from different founder cells. RS421-1 cells were expanded in suspension cultures in serum-free production medium. FcP1 protein in conditioned medium of 3-day old cultures was examined in SDS-PAGE with Coomassie blue staining. FcP1 protein in the conditioned medium was abundant and could be seen without purification.

Example 3

Regulated Expression of FcFP1 Protein in Serum-Free Production Medium

RGC49 cells were derived from RGC16, were adapted to grow in serum-free production medium, and contained a stably integrated tetR-YFP expression plasmid, pcDNA6/TR. The tetR protein allows regulation of transcription from promoters that comprise a tet operator sequence by tetracycline or doxycycline. RGC49 cells were co-transfected with pTE851 and pRG858. The transfected cells were selected with 400 µg/ml hygromycin for two weeks. Cells expressing eGFP but not YFP were isolated using flow cytometry and designated as RS569-1. RS569-1 cells were expanded in suspension cultures in serum-free production medium in the presence or absence of doxycycline. FcP1 protein in conditioned medium of 3-day old cultures was examined by SDS-PAGE and Coomassie blue staining. The RS569-1 cells expressed FcFP1 protein similarly to RS421-1 upon in the presence of 1 µg/ml doxycycline in the culture medium. Very little FcFP1 protein was detected from the RS569-1 cells in the absence of doxycycline.

Example 4

Dual Lox Cell Line Construction

RGC23 cells were derived from RGC16, were adapted to grow in Sigma CHO SSM serum-free medium (Saint Louis, Mo.), and carried DsRed. RGC23 cells were transfected with a Cre plasmid, pRG858 and a eGFP and FcFP2 protein expression vector, pTE357. The FcFP2 vector has, in 5' to 3' direction, a LoxP site, a SV40 late promoter, a hygromycin resistant gene, a CMV MIE promoter, a gene encoding FcFP2 protein, an IRES, an eGFP, and a Lox511 site. Cells expressing both DsRed and eGFP were collected and a

20

single cell was isolated. The isolated cell was expanded in culture, and the resulting cell line was designated RS398-2-6. RS398-2-6 was then transfected with pRG858 (Cre plasmid) and pRG1231, a eCFP expression plasmid. pRG1231 has, in 5' to 3' direction, a LoxP site, a CMV MIE promoter, a puromycin resistant gene, an IRES, an eCFP, and a Lox511 site. Cells expressing DsRed and eCFP but not eGFP were isolated by flow cytometry as a pool and designated as RS630.

Example 5

Antibody Heavy Chain and Light Chain Expression Using a Dual Lox Cell Line

RS630 cells were transfected with pTE828, a 15G1 antibody heavy chain and eGFP expression vector, pTE829, a 15G1 antibody light chain and eYFP expression vector, and pRG858. pTE828 has, in 5' to 3' direction, a LoxP site, a SV40 late promoter, a hygromycin resistant gene, an IRES, an eGFP, a CMV MIE promoter, the heavy chain gene of 15G1 antibody, and a Lox511 site. pTE829 has, in 5' to 3' direction, a LoxP site, a SV40 late promoter, a neomycin resistant gene, an IRES, an eYFP, a CMV MIE promoter, the light chain gene of 15G1 antibody, and a Lox511 site. The transfected cultures were selected with hygromycin and G418 at 400 µg/ml each for two weeks. Cells expressed both YFP and eGFP but neither dsRed nor eCFP were isolated by flow cytometry. The isolated cells were expanded in suspension culture in serum-free production medium and were designated as RS631 cells. Aliquots of conditioned medium from 3-day old culture were analyzed by SDS-PAGE. The antibody products from RS631 cells were readily detected by Coomassie blue staining.

Example 6

Use of a Third Lox Site (Lox2272) at EESYR to Create Dual Expression Cassette

Cells from any cell line carrying a DsRED gene flanked by a LoxP site and a Lox511 site at EESYR locus are transfected with pRG858 and a vector comprising, in 5' to 3' direction, a LoxP site, a first promoter, a YFP, a Lox2272 site, a second promoter, an eGFP, and a Lox511. Cells expressing eGFP and YFP, but not DsRed are isolated. Isolated cells are then transfected with pRG858, pRG1167 (a vector that has, in 5' to 3' direction, a LoxP site, a SV40 late promoter, a hygromycin resistant gene, a CMV MIE promoter, a DsRed and a Lox2272 site) or pRG1234 (a vector that has, in 5' to 3' direction, a Lox2272 site, a SV40 late promoter, a hygromycin resistant gene, a CMV MIE promoter, a DsRed and a Lox511 site). Cells capable of expressing either DsRED and eGFP but not YFP, or DsRED and YFP but not eGFP, are isolated.

Example 7

Antibody Expression from RGC38 Host Cells

RGC38 cells were transfected with pTE963 and pRG858. pTE963 has, in 5' to 3' direction, a LoxP site, a SV40 late promoter, a hygromycin resistant gene, an IRES, an eGFP, a CMV MIE promoter, the light chain gene of 15G1 antibody, a CMV MIE promoter, the heavy chain gene of 15G1 antibody, and a Lox511 site. The transfected cultures were selected with hygromycin at 400 µg/ml each for two weeks.

21

Cells that expressed eGFP but not dsRed were isolated by flow cytometry. The isolated cells were expanded in suspension in serum-free production medium and were named as RS533 cells. For the production of 15G1 antibodies, RS533 cells were cultured in a bioreactor for 10 days. Aliquots of spent medium from day six to day ten were collected and their protein composition was analyzed by SDS-PAGE. The heavy chain and light chain peptide of the 15G1 antibody in the reactor spent medium were readily detected by Coomassie blue staining.

Example 8

Rescuing and Subcloning EESYR Sequences

A CHO cell line (designated RGC21) expressing high levels of a reporter gene, DsRed, was selected for isolation of EESYR sequences, since Southern blot analysis indicated that the high expression of DsRed expression observed for this cell line is driven by a single integration of an expression cassette encoding DsRed. Genomic sequences 5' to the expression cassette were rescued by transfecting RGC21 cells with linearized pTE494 plasmids, a vector that has, in 5' to 3' direction, a LoxP site, an ampicillin resistance gene, a bacterial origin or replication, a CMV MIE promoter, a neomycin phosphotransferase gene, an IRES, an eGFP and a Lox511 site. Cells expressing eGFP but not DsRed were isolated by flow cytometry as a pool. Genomic DNA was isolated, digested with XbaI restriction endonuclease, and self ligated to create pRG1106. Genomic sequences 3' to the

22

expression cassette were rescued by transfecting RGC21 cells with circular pTE495 plasmids, a vector that has, in 5' to 3' direction, a LoxP site, a CMV MIE promoter, a neomycin phosphotransferase gene, an IRES, an eGFP, a bacterial origin or replication, an ampicillin resistance gene, and a Lox511 site. Cells expressing eGFP but not DsRed were isolated by flow cytometry as a pool. Genomic DNA was isolated, digested with MfeI restriction endonuclease, and self ligated to create pRG1099.

Example 9

Plasmid Construction for EESYR Analysis

EESYR sequences were excised from either pRG1106 or pRG1099 as AgeI fragments and inserted into the AgeI and NgoMIV sites of pTE575, a plasmid expressing FCFP2, to yield plasmid pTE809. The pTE575 plasmid has, in 5' to 3' direction, a SV40 late promoter, a hygromycin resistant gene, a CMV MIE promoter, and a gene encoding FCFP2 protein. In stably transfected CHO cells, pTE809 and pTE575 yielded 97.22% and 38.57% of cells expressing detectable levels of FCFP2 protein, respectively. The mean fluorescence of FcFP2 detected by an FITC conjugated antibody was 482.54 and 279.75 for cultures transfected with pTE809 and pTE575, respectively. Thus, the inclusion of EESYR in expression vectors increased the expression of FCFP2 protein in stable transfection.

The present invention may be embodied in other specific embodiments without departing from the spirit or essence thereof.

SEQUENCE LISTING

<160> NUMBER OF SEQ ID NOS: 20

<210> SEQ ID NO 1

<211> LENGTH: 6473

<212> TYPE: DNA

<213> ORGANISM: Cricetulus griseus

<400> SEQUENCE: 1

```
tctagaaaca aaacaaaaa tattaagtca ggcttgctt caggtgctgg ggtggagtgc      60
tgacaaaaat acacaaattc ctggctttct aaggcttttt cggggattca ggtattgggt      120
gatggtagaa taaaaatctg aaacataggt gatgtatctg ccatactgca tgggtgtgta      180
tgtgtgtgta tgtgtgtctg tgtgtgtgcc cagacagaaa taccatgaag gaaaaaaca      240
cttcaaagac aggagagaag agtgacctgg gaaggactcc ccaatgagat gagaactgag      300
cacatgccag aggaggtgag gactgaacca ttcaacacaa gtggtgaata gtctgcaga      360
cacagagagg gccagaagca ctcagaactc caggggggtca ggagtggttc tctggaggct      420
tctgcccttg gaggttctctg aggaggaggc ttccatattg aaaatgtagt tagtggccgt      480
ttccattagt acagtgacta gagagagctg agggaccact ggactgaggc ctagatgctc      540
agtcagatgg ccatgaaagc ctagacaagc acttccgggt ggaaaggaaa cagcaggtgt      600
gaggggtcag gggcaagtta gtgggagagg tcttccagat gaagtagcag gaacggagac      660
gcactggatg gccccacttg tcaaccagca aaagcttga tcttgttcta agaggccagg      720
gacatgacaa ggggtgatctc ggtttttaa aggctttgtg ttacctaata acttctatta      780
gtcagatact ttgtaacaca aatgagtact tggcctgtat ttagaaaact tctgggatcc      840
tgaaaaaaca caatgacatt ctggctgcaa cacctggaga ctcccagcca ggccctggac      900
```

-continued

ccgggtccat	tcacgcaaat	actcagggac	agattcttca	ctaggtactg	atgagctgtc	960
ttggatgcaa	atgtggcctc	ttcattttac	tacaagtcac	catgagtcag	gaggtgctgt	1020
ttgcacagtg	tgactaagtg	atggagtgtt	gactgcagcc	attccccggc	ccagcttgtg	1080
agagagatcc	ttttaaattg	aaagtaagct	caaagttacc	acgaagccac	acatgtataa	1140
actgtgtgaa	taatctgtgc	acatacacia	accatgtgaa	taatctgtgt	acatgtataa	1200
actgtgtgaa	taatctgtgt	gcagcctttc	cttacctact	accttccagt	gatcagggtt	1260
ggactgcctg	tgtgctactg	gaccctgaat	gtccccaccg	ctgtcccctg	tcttttacga	1320
ttctgacatt	tttaataaat	tcagcggctt	ccctctgct	ctgtgcctag	ctataccttg	1380
gtactctgca	ttttggtttc	tgtgacattt	ctctgtgact	ctgctacatt	ctcagatgac	1440
atgtgacaca	gaaggtgttc	cctctggaga	catgtgatgt	ccctgtcatt	agtggaatca	1500
gatgccccca	aactgttgtc	cagtgtttgg	gaaagtgaca	cgtgaaggag	gatcaggaaa	1560
agaggggtgg	aatcaagat	gtgtctgagt	atctcatgtc	cctgagtggg	ccaggctgct	1620
gacttcactc	cccccaagtga	gggaggccat	ggtgagtaca	cacacctcac	acatactata	1680
tccaacacac	acacacacac	acacacacac	acgcacgcac	gcacgcacgc	acgcacacat	1740
gcacacacac	gaactacatt	tcacaaacca	catacgcata	ttacacccca	aacgtatcac	1800
ctatacatac	cacacataca	caccctcca	cacatcacac	acataccaca	cccacacaca	1860
gcacacacat	acataggcac	acattcacac	accacacata	tacatttgtg	tatgcataca	1920
tgcatacaca	cacaggcaca	cagacaccac	acacatgcat	tgtgtacgca	cacatgcata	1980
cacacacata	ggcacacatt	gagcacacac	atacatttgt	gtacgcacac	tacatagaca	2040
tatatgcatt	tgtatatgca	cacatgcatg	cacacataca	taggcacaca	tagagcacac	2100
acatacattt	gtgtatgac	acatgcacac	accaatcaca	tgggaagact	caggttcttc	2160
actaaggttc	acatgaactt	agcagttcct	ggttatctcg	tgaaacttgg	aagattgctg	2220
tggagaagag	gaagcgttgg	cttgagccct	ggcagcaatt	aaccccgccc	agaagaagta	2280
ggtttaaaaa	tgagagggtc	tcaatgtgga	acccgcaggg	cgccagttca	gagaagagac	2340
ctaccaagc	caactgagag	caaaggcaga	gggatgaacc	tgggatgtag	tttgaacctc	2400
tgtaccagct	gggcttcatg	ctattttgtt	atatctttat	taaataattct	tttagtttta	2460
tgtgctgtaa	taccttgett	gcataaatgt	atgggcactg	tatgtgttct	tggtgccggg	2520
ggaggccagg	agagggcatg	gatcctccgg	agctggcgtt	tgagacagtt	gtgaccacaca	2580
gtgtggggtc	tgggaactgg	gtcttagtgt	tccgcaagtg	cagctggggc	tcttaacctc	2640
tgagccatcc	ctccagcttc	aagaaactta	ttttcttagg	acatggggga	agggatccag	2700
ggcttttagc	ttgtttgttc	agcaaatact	ctttctgtgt	atthtgaatt	ttatthtatt	2760
ttactthttt	gggatagaat	cacattctgc	agctcaggct	gggcctgaac	tcatcaaaat	2820
cctcctgtct	cagtctacca	ggtgataaga	ttactgatgt	gagcctggct	ttgacaagca	2880
cttttagagtc	cccagccctt	ctggacactt	gttccaagta	taatataat	atatataat	2940
atatataat	atatataat	atatattgtg	tgtgtgtgtt	tgtgtgtgta	tgagacactt	3000
gctctaaggg	tatcatatat	atccttgatt	tgctthtaat	ttatthttta	attaaaaatg	3060
atagctaca	tgtcacctgt	atgcgtctgt	atcatctata	tatccttctt	tccttctctc	3120
tctthtctct	ttcttctctt	caccccccaag	catctattht	caaatecttg	tgccgaggag	3180
atgccaagag	tctcgttggg	ggagatgggtg	agggggcgat	acaggggaag	agcaggagga	3240
aagggggaca	gactggtgtg	ggtctttgga	gagctcagga	gaatagcagc	gatcttccct	3300

-continued

gtccctggtg	tcacctctta	cagccaacac	cattttgtgg	cctggcagaa	gagttgtcaa	3360
gctggtcgca	ggtctgccac	acaaccccaa	tctggcccca	agaaaaggca	cctgtgtgtg	3420
actctggggg	taaaggcgct	gcctggtcgt	ctccagctgg	acttgaaact	cccgtttaat	3480
aaagagttct	gcaaaataat	acccgcagag	tcacagtgcc	aggttcccg	gctttcctga	3540
agcgcaggc	acgggttccc	taggaaatgg	ggccttgctt	gccaagctcc	cacggcttgc	3600
cctgcaaacg	gcctgaatga	tctggcactc	tgcgttgcca	ctgggatgaa	atggaaaaaa	3660
gaaaaagaag	aagtgtctct	ggaagcgggc	gcgctcacac	aaaccgcaa	cgattgtgta	3720
aacactctcc	attgagaatc	tggagtgcgg	ttgccctcta	ctggggagct	gaagacagct	3780
agtggggg	gggggaggac	cgtgctagca	tccttccacg	gtgctcgctg	gctgtggtgc	3840
atgccgggaa	ccgaaacg	gaactaaagt	caagtcttgc	tttggtgaa	ctgacaatca	3900
acgaaatcac	ttcgattgtt	ttcctctttt	tactggaatt	cttgatttg	atagatgggg	3960
gaggatcaga	gggggagggg	aggggcgggg	agacggaggg	aggaggggag	gaggggagga	4020
ggggaggagg	ggaggagggg	aagggatgga	ggaaaatact	aacttttcta	attcaacatg	4080
acaaagattc	ggagaaagt	caccgctagt	gaccgggagg	aggaatgcc	tattgggcat	4140
tatattccct	gtcgtcta	ggaatcaa	tcttggttcc	agcaccaagg	attctgagcc	4200
tatcctattc	aagacagtaa	ctacagccca	cacggaagag	gctatacaac	tgaagaaata	4260
aaattttcac	tttatttcat	ttctgtgact	gcatgttcac	atgtagagag	ccacctgtgt	4320
ctaggggctg	atgtgctggg	cagtagagtt	ctgagcccgt	taactggaac	aaccagaac	4380
tcccaccaca	gtagagctt	gctgagagag	ggaggccctt	ggtgagattt	ctttgtgtat	4440
ttattagag	acagggtctc	atactgtagt	ccaagctagc	ctccagctca	cagaaattct	4500
cctgttccgg	tttccaaagt	actggagtta	tgagtgtgtg	ttaattgaac	gctaagaatt	4560
tgctgattga	agaaaacctc	aagtgggttt	ggctaatacc	cacgacccca	gaggtgagg	4620
caggaggaat	gagagaattc	aaggtttgcc	agagccacag	ggtgagctca	atgtggagac	4680
tgtgagggtg	agctcaatgt	ggagactgtg	aggtgagct	caatgtggag	actgtgaggg	4740
tgagctcaat	gtggagactg	tgagggtgag	ctcaatgtgg	agactgtgag	ggtgagctca	4800
atgtggagac	ctgtatcaag	ataataatag	tagtagtaac	aatgcaggcg	aggggtgtgt	4860
tgagtggtag	agcagttagt	tgatttgaca	tgcttgaggt	ctcccgttcc	atctgtggcc	4920
ctgcaacagg	aagggagggg	ggaagggggg	gaacgagaga	gaggaaagag	agacagaagc	4980
taagatagg	aatgagagag	gaaggaagaa	acgggaagaa	attcagactc	cttctgagt	5040
tccgccaacg	cctagtgaca	tcctgtgcac	accctaaggt	ggcctttgtg	tggcactggc	5100
ttgggtggtc	gggaaaggca	ttttcagctt	gttgcagaac	tgccacagta	gcatgctggg	5160
tccgtgaaag	tttctgccc	ttaacaagaa	gtcttacta	cttgtgacct	caccagtgaa	5220
aatttcttta	attgtctcct	ggtgttctgg	gttttgatt	tttgttcta	aggatacatt	5280
cctgggtgat	gtcatgaagt	ccccaaagac	acagtggggc	tgtgttgat	tggaagat	5340
gatttatctg	gggtgtcaaa	aggaaaagaa	gggaaacagg	cacttgggaa	aatgtcctcc	5400
cgccccccg	aattttggct	tggcaaccgt	ggtggaggag	caagaaacac	gtggacgttt	5460
gaggaggcat	gggtcctag	gaggacagga	agcagaagga	gagagctggg	ctgacagcct	5520
gcaggcattg	cacagtttca	gaaggagatt	acagcatgac	tgagttttta	gggatccaac	5580
agggacctgg	gtagagattc	tgtgggctct	gaggcaactt	gacctcagcc	agatggtatt	5640

-continued

tgaataacct	gctcttagag	ggaaaacaga	catagcaaac	agagccacgt	ttagtgatga	5700
aactctcact	ttgcctgagt	catgtgcggc	catgcccagg	ggtcaggctg	acactcaact	5760
caaaaacaag	tgagaaattg	aagacaatcc	gtggtggcag	ctactggaag	ggccaccaca	5820
tccccagaaa	gagtggagct	gctaaaaagc	cattttgat	aggcacagtt	atcttgaatg	5880
catggagcag	agattacgga	aaaatcgaga	atgttaatga	ggcaacattc	gagttgagtc	5940
atcagtggtg	ggaaaccag	acgcttccat	ccctaaaag	gaacatcttg	ctctcagtca	6000
aaatggaaat	aaaaattggg	gcttgaatth	ggcaaatgat	tcagaactct	gtgtaggtat	6060
ttcacacgc	acagtggata	atthcatgt	tggagthtat	ttgtgctaaa	aggcagaaaa	6120
gggtaaaaag	cacatcttaa	gagttatgag	gttctacgaa	taaaaataat	gttacttaca	6180
gctattcctt	aattagtacc	ccctccacc	tgtggaatt	tcctgagata	gtcagtgagg	6240
aaaagatctc	tcctctctt	ctttctccc	ctcccctct	ctcccctct	ccctcccctc	6300
ctcccctctc	tcctcccctc	ccccttctc	tctttctttg	ctcctctctc	tctgctctct	6360
tctccccttc	ttcttcattt	attctaagta	gctthtaaca	gcacaccaat	tacctgtgta	6420
taacgggaaa	acacaggctc	aagcagctta	gagaagattg	atctgtgttc	act	6473

<210> SEQ ID NO 2

<211> LENGTH: 7045

<212> TYPE: DNA

<213> ORGANISM: Cricetulus griseus

<400> SEQUENCE: 2

actagcgtgc	aattcagagg	tgggtgaaga	taaaaggcaa	acatttgagg	ccatttcctt	60
atthggcacg	gcacttagga	agtggaaacat	gcctaatcta	ctggthtgta	ccacctthcc	120
ctataatgga	ctgthtgga	agctcctggg	caaccgattc	tggcatctca	ttggtcagag	180
gcctgttaaa	tggactctt	atthgcaaag	aaggctgtaa	cttgtagctt	taaaagcctc	240
tcctcaagaa	agaagggaga	aaggatatgg	ctagacatat	ctaatagact	taaccactgt	300
gaaaagcctt	agtatgaatc	agatagaacc	taththtaac	tcagththga	aaaaataat	360
ctthtatath	atthgtgtgt	gtgtgtgtgt	gtgtgtgtgt	gtgtgtgtgt	gtgtgtgtgt	420
gaaccacatg	tagcaggtgc	tggaggaggc	cagaagaggg	caccagatct	cctggaactg	480
acaccacaca	tggthtagag	ctgcctgatg	tgggtgctgg	gaactgaact	ctcgtgttct	540
gcaagagcag	caactgttct	cttaactgat	gagccatctc	tccagcccc	cccataatth	600
taathgttca	ththtagtaa	ththattcat	aatcaatth	cacagtataa	aacaatgatt	660
thtatataat	catatacata	tcaaggatga	cagtgagggg	gatatgtgtg	tgtgtgtgtg	720
tgtgtgtgtg	tgtgtgtgtg	tgtgttath	gtgtgtgtgc	ththtaagaa	ggtgccatag	780
tactgcatt	tctctgaagg	atthcaaagg	aatgagacat	gtctgtctgc	caggaaccct	840
atcttctctc	thgggaatct	gacccaaatg	aggtattctg	aggaactgaa	tgaagagctc	900
aagtagcagt	gtcttaaac	caaatgtgct	gtctagagaa	agtcaacgtc	atcagtgagc	960
tgaggagaga	ththactgagc	ggaagacaag	cgctctthga	ththagtggc	tcgaacagtc	1020
acggctgtgg	agtggagcct	gtgctcaggt	ctgaggcagt	ctthgctagc	cagctgtgat	1080
gagcagtgaa	gaaagggtgg	agatggaggc	agggthggag	cagggctatg	gttcagacta	1140
ggtatcgtga	gcacaccagc	tggthgactt	gtggtctgtg	ggtcaggcgt	tgtaaacgcc	1200
ctcagggctc	ggcagtcaca	thgctthgaag	ctgaatgggt	gaggcaacac	agagagtgca	1260
aagaaggcaa	agtaccacct	cttccccgac	ccaggtcact	tctgggttat	agctgagact	1320

-continued

ccggacagca	tgcaaccagc	tggtagagc	ttcagggaaa	acttgatgtc	tgcatggtgc	1380
tatgaaatgt	gatteggtac	atctggagaa	aatttataat	gctggctcag	tcaagcactg	1440
aacaaaggta	ccttggcttt	gggagctaca	tgacattgac	ttgtaggcag	actttttttt	1500
ttctgcccgc	caattcccag	ataaccaata	tggaggctca	atattaatta	taaagtctcg	1560
gctgatagct	caggcttgtt	actagctaac	tcttccaact	taaatagaacc	catttctatt	1620
atctacattc	tgccacgtga	ctttaccttg	tacttctctg	ttcctctcct	tgtctgactc	1680
tgcccttctg	cttcccagag	tccttagtct	ggttctcctg	cctaacctta	tcctgcccag	1740
ctgctgacca	agcatttata	attaatatta	agtctcccag	tgagactctc	atccagggag	1800
gacttgggtg	ctccccctc	ctcattgcca	tccgtgtctt	cctcttcctc	cgttcccccc	1860
tcctcttctc	gctcttctc	ctccaccctc	cctttcatag	tattgatggc	aaggggtgtc	1920
tagaatggag	gagtgcccat	aggcatgcaa	agaaaccagt	taggatgctc	tgtgaggggt	1980
tgtaatcata	agcgatggac	acaattcaag	ccacagagtg	aagacggaag	gatgcactgt	2040
gctctagagc	aacttctggg	gcagaatcac	agggtgagtt	tctgacttga	ggggaagag	2100
gccacgagga	agggagtgag	tttgtctgag	ctagaagcta	cggcccacct	cttggtagca	2160
gacctgccc	caagcatgct	ttgttaatca	tgtgggatct	gattttctc	taaactctatg	2220
ttcaactctt	aagaaaatgt	gaattctcac	attaaaattt	agatatacgt	cttttgggtg	2280
ggggggtgta	aaaaatctc	aagaatatgg	atttctgggg	gccggagaga	tggtcagag	2340
gttaagagaa	ctggttgctc	ttctagacat	tctgagttca	attcccagca	accacatggt	2400
ggtcacaac	catctgtaat	gcgacctgg	gccatcttct	gacatgcatg	gatacatgca	2460
ggcagaaagc	tgtatacata	gtaaattgat	aaatcttttt	ttaaaaagag	tatggattct	2520
gccgggtggt	ggtggcgcac	gcctttaatc	ccagcactct	ggaggcagag	gcagggtgat	2580
ctctgtgagt	tcgagaccag	cctggtctat	aagagctagt	tccaggacag	cctccaaagc	2640
cacagagaaa	ccctgtctcg	aaaaaccaa	aaaaaaaaa	aaaaaaaaa	aaaaaaaaaga	2700
gtatggatc	taagaaagcc	gtaacagctg	gagctgtgta	cggagtctcag	cgtgggtacta	2760
gaagaacaga	cattcatgat	gaaacacccc	aggattttta	cttagtatct	agtttccatt	2820
gttgttttga	gaccggctct	tatgctctcc	aggctggcct	caaactgctg	atcttcccgc	2880
ctctacctct	caagtcttgg	gactacttgg	ctcataaaac	agtttttgtc	gggtccctg	2940
aagttatggt	tgtacaaacc	gtgggggtca	atatactcac	ttgggcagag	agagaaggtc	3000
tgaatcccag	acaatgactg	catctcagga	cagttgggaa	gaggacaatg	gcagaaggac	3060
ttagaaaaga	tagactggag	ggtggaaaag	cagcaggaac	agagaaaca	aacaggaagc	3120
ttgctatcca	gggccactct	ggagtctctg	ggcaagatgg	aagcgggcta	ggggaataca	3180
tttgtgtctac	tgtgtgtgtg	tgtgtgtgtg	tgtgtgtgtg	tgtgtgtgat	caatgcctat	3240
caatgttgaa	ggggaatat	gtataccaca	ttgattctgg	gagcaattct	cagtatctgg	3300
cctagagaaa	ggaatggccc	ctgcagaata	gacagagtga	atgggtgcct	ttatcatttg	3360
ctaaagtgaa	ggagaaataa	acatccttcc	atagagtttc	aggtaaatga	accccacagt	3420
tcactctgtgc	cgtggtggag	gcctggccaa	cagttaaaaa	gattagacac	ggacaaagtc	3480
tgaaggaaac	acctcgaata	ggaagaggag	agccacctca	ttctgtaact	ttcctcaagg	3540
ggaagatggt	ccaagagtgg	gaataaatgg	tcaaaggggg	gatttttaat	taggaaaacg	3600
atctctgtga	tcacttgtga	aactggaggt	tgatttgggg	cataggacaa	tagatttgat	3660

-continued

gctttgcaaa aagctgtttc aaagcagaga aatggaatag agacaattat gtagcgagga	3720
gggaggggtgg ggcgaagatg gagacagaga agtggaaagct gacttttaggg aagaggaaca	3780
tagaccacag gggcggggcg gggggcaggg gcggggggcg gggctcaaag gaggcagtgg	3840
gaacgttgct agtgttcgca gcgtaagcgt gaatgtgcaa gcgtctttgt ggtgtgtgac	3900
caggagtagc gtggctggct tgtgtgctgc ttgtaatccc agtctttgag gtttccacac	3960
tgttccacag tgggtgtgat tttccctcgg agagcatgag ggctctgctt tccccacatc	4020
ctccccagcg ttcgttggta tttgtttcca agatgttagt gggtgagaca aagcctctct	4080
gttgatttgc ctttaacagg tgacaaaaaa agctcaacca ggagacattt ttgccttctt	4140
ggaaggtaat gctcccatgt agagcaatgg gacccatctc taaggtgagg ctactcttgc	4200
agtttgacc cagctcttct gatgcaggaa ggaagttggt gggcaagcaa gactgtttgc	4260
ttcttgcat ggacacattc tgcacacaaa ggctcaggag gggagaaggc tgtttgatgt	4320
ttagcactca ggaaggcccc tgatgcatct gtgattagct gtctccatct gtggagcaga	4380
cacggactaa ctaaaaacca gtgtttttaa attgtcaagc ctttaagtg aggaaattga	4440
cttattgtgc tgggccatac gtagagcaag tgctctgcat tgggccaacc cccggctctg	4500
gtttctaggg accagaatgg cctagaacta actcacaatc ctccattcc aggtctcagg	4560
tgctagaatg aaccactata ccagcctgcc tgctgcta cctgccttcc taaattttaa	4620
atcatgggga gtaggggaga atacacttat cttagttagg gtttctattg ctgtgaagag	4680
acaccatgag catggcaact cttataaagg aaaacattta gttgggtggc agtttcagag	4740
gttttagtac attgtcatca tggctgggaa catgatggca tgcagacaga catggtgctg	4800
gagaaagggg tgagagtccct acatcttgca ggcaacagga cctcagctga gacactggct	4860
ggtaccctga gcataggaaa cctcacagcc caccctcaca gtgacatatt tccttcaaca	4920
aagccatacc tcctaatagt gccactccct atgagatgac agggccaatt acattcaaac	4980
tgctataaca ctttaaagta ttttattttt attattgtaa attatgtatg tagctgggtg	5040
gtggcagccg aggtgcacgc ctttaatccc agcacttggg aggcagaggc agatggatct	5100
ctgtgagttc aagaccagcc tggctataaa gagctagtgt caaggaagga tatacaaaga	5160
acagttctag gatagccttc aaagccacag agaagtgctg tcttgaaaac caaaaattgt	5220
gctgggacct gtctctgctt tggttgcttc ccaactcccc agagctggac tcttgggtcaa	5280
cactgaatca gctgcaaaat aaactcctgg attcctctct tgtaacagga gcccgagtc	5340
aggcgcaccac ttgtcttctc gcaggattgc catagacttt ttctgtgtgc ccaccattcc	5400
agactgaagt agagatggca gtggcagaga ctgggaaggc tgcaacgaaa acaggaagtt	5460
attgcacctt gggaaatagc tggaaatgaa gcttcaaaac ttgcttcatg ttcagttgta	5520
cacagactca ctcccaggtt gactcacacg tgtaaatatt cctgactatg tctgactgc	5580
ttttatctga tgcttcttc ccaaaatgcc aagtgtacaa ggtgagggaa tcacccttgg	5640
attcagagcc cagggtcgtc ctcttaacc tggacttgtc tttctcggc agcctctgac	5700
accctcccc ccattttctc tatcagaagg tctgagcaga gttggggcac gctcatgtcc	5760
tgatacactc cttgtcttcc tgaagatcta acttctgacc cagaaagatg gctaaggtgg	5820
tgaagtgttt gacatgaaga cttggctcta agaactggag caggggaaaa aagtcggatg	5880
tggcagcatg tacccgaaat ccagaactg gggaggtaga gacggatgag tgccccgggc	5940
tagctggctg ctccagccgc ctagctgaat tgccaaattc caactcctat tgaaaaacct	6000
ttaccaaaaa aacaacaaa caaataataa caacaacaac aacaacaaac taccctatac	6060

-continued

```

aaggtgggcg gctcttggt cttgaggaat gactcacca aacccaaagc ttgccacagc 6120
tgttctctgg cctaaatggg gtgggggtgg ggcagagaca gagacagaga gagacatgac 6180
ttcttgggct gggctgtgtg ctctaggcca ccaggaactt tcctgtcttg ctctctgtct 6240
ggcacagcca gagcaccagc acccagcagg tgcacacacc tcctccgtg cttcttgagc 6300
aaacacaggt gccttggct gtctattgaa ccggagtaag ttcttgacaga tgtatgcatg 6360
gaaacaacat tgtcctgggt ttatttctac tgttgtgata aaaaccgggg aactccagga 6420
agcagctgag gcagaggcaa atgcaaggaa tgctgcctcc tagcttgctc cccatggctt 6480
gccgggectg ctttctgcaa gcccttctct cccattggc atgcctgaca tgaacagcgt 6540
ttgaaatgct ctcaaatgtc actttcaaag aaggcttctc tgatcttctc aactaaatca 6600
gaccatgttt caccgtgcat tatcttctg ctgtctgtct gtctgtctgt ctgtctatct 6660
gtctatcctc tatcaatcat ctatctatct atcttctatt tatctaccta tcattcaatc 6720
atctatcttc taactagtta tcatttattt attgttttac ttactttttt tatttgagac 6780
agtatttctc tgagtgcagc ccttggctgt cctggaaccc attctgtaac caggtgtctc 6840
tcaaactcac agagatccaa ctgcctctgc ctctctggtg ctgggggtaa agacgtgcac 6900
caccaacgcc ccgctctatc atctatttat gtacttatta ttcagtcatt atctatctc 6960
taactatcca tcctctgtct atccatcctc tatctatcta tctatctatc tatctatcta 7020
tctatcatcc atctataatc aattg 7045

```

```

<210> SEQ ID NO 3
<211> LENGTH: 6473
<212> TYPE: DNA
<213> ORGANISM: Cricetulus griseus

```

```

<400> SEQUENCE: 3

```

```

agtgaacaca gatcaatctt ctctaagctg cttgagcctg tgttttcccg ttatacacag 60
gtaattggtg tgctgttaaa agctacttag aataaatgaa gaagaaaggg agaaggaggc 120
agaggagaag gagcaaagaa agaaggaaag ggggagggag ggagaggagg gagggagggg 180
gggagggagg gagaggagg gagggggaga aagaagagaa ggagagatct tttcccact 240
gactatctca ggaaattacc acaggtgaa ggggtacta attaaggaat agctgtaagt 300
aacattatth ttattcgtag aaacctataa ctcttaagat gtgcttttta cccttttctg 360
ccttttagca caaataaact ccaacatgaa aattatccac tgtgcgtgtg aaaataccta 420
cacagagttc tgaatcattt gccaaattca agcccaatt tttatttcca ttttgactga 480
gagcaagatg ttccttttag gggatggaag cgtctgggtt tcccacactg aatgactcaa 540
ctcgaatggt gcctcattaa cattctcgat ttttccgtaa tctctgctcc atgcattcaa 600
gataactgtg cctatcacia atggcttttt agcagctcca ctctttctgg ggatgtggtg 660
gcccttccag tagctgccac cacggattgt cttcaatttc tcaattgttt ttgagttgag 720
tgtcagcctg acccctgggc atggccgcac atgactcagg caaagtgaga gtttcatcac 780
taaactggc tctgtttgct atgtctgttt tcctctaag agcaggttat tcaaatacca 840
tctggctgag gtcaagttgc ctgagagccc acagaatctc taccaggtc cctgttgat 900
ccataaaac tcagtcatgc tgtaatctcc ttctgaaact gtgcaatgcc tgcaggctgt 960
cagcccagct ctctcttct gcttctgtc ctctaggac cccatgctc ctcaaactc 1020
cacgtgtttc ttgctctcc accacgggtg ccaagccaaa attcgggtgg gcgggaggac 1080

```

-continued

atthtcccaa	gtgcctgtht	cccttcttht	cctthtgaca	ccccagataa	atcatcttht	1140
ccaatccaac	acagccccac	tgtgtcttht	gggacttcat	gacatcacc	aggaatgtat	1200
ccttagaaac	aaaaatgcaa	aaccagaa	accaggagac	aattaaagaa	atthtctactg	1260
gtgaggtcac	aagtagtaga	gacttctgt	taacgggcag	aaacttht	ggaccagca	1320
tgctactgtg	gcagttctgc	aacaagctga	aatgccttht	cccgaccacc	caagccagtg	1380
ccacacaaag	gccaccttag	ggtgtgcaca	ggatgtcact	aggcgttggc	ggaactcagg	1440
aaggagtctg	aatthtctcc	cgthtctcc	ttctctctc	attcctatc	ttagcttctg	1500
tctctcttht	ctctctctcg	ttccccct	ttctctctc	cttctgttg	cagggccaca	1560
gatggaccgg	gagacctcaa	gcagtcaaaa	tcaactaact	gctctaccac	tcaaccacac	1620
cctgcctgc	attgttacta	ctactattat	tatcttgata	caggtctcca	cattgagctc	1680
acctcacag	tctccacatt	gagctcacc	tcacagtctc	cacattgagc	tcacctcac	1740
agtctccaca	ttgagctcac	cctcacagtc	ttcacattga	gctcacctc	acagtctcca	1800
cattgagctc	acctgtggc	tctggcaaac	ctgaattct	ctcattctc	ctgcctcagc	1860
ctctggggtc	gtggggatta	gccccacca	ctgaggtht	tcttcaatca	gcaaattctt	1920
agcgttcaat	taacacacac	tcataactcc	agtactttgg	aaaccggaac	aggagaattht	1980
ctgtgagctg	gaggctagct	tggactacag	tatgagacc	tgtctctaaa	taaatacaca	2040
aagaaatctc	accaagggc	ttctctctc	agcaagctct	aactgtggtg	ggagttctgg	2100
gttgttccag	ttaacgggct	cagaactcta	ctgcccagca	catcagcccc	tagacacagg	2160
tggctctcta	catgtgaaca	tgcagtcaca	gaaatgaaat	aaagtgaaa	ttttattct	2220
tcagttgtat	agcctctcc	gtgtgggctg	tagttactgt	cttgaatagg	ataggctcag	2280
aatccttgg	gctggaacca	agagttgat	ttcattagac	gacagggaat	ataatgcccc	2340
atagggcatt	cctcctccc	gtcactagcg	gtgcacttht	ttcgaatctt	tgcatgtht	2400
aattagaaaa	gttagtattt	ttctccatcc	cttccccctc	ttccctctc	ccctcctccc	2460
ctcctcccc	cctcctccg	tctccccgc	cctccccctc	ccctctgatc	ctccccatc	2520
tatcaaatcc	aagaattcca	gtaaaaagag	gaaaacaatc	gaagtgattt	cgthgattgt	2580
cagttccacc	aaagcaagac	ttgacttht	ttccgcgtht	cggttcccgg	catgcaccac	2640
agccagcgag	caccgtggaa	ggatgctagc	acggtcctcc	ccccgcccc	actagctgtc	2700
ttcagctccc	cagtagagg	caaccgcact	ccagattctc	aatggagagt	gtttacacaa	2760
tcgttgccgg	tttgtgtgag	cgcgcccgt	ttcagagaca	cttctcttht	ttctthttht	2820
catttcatcc	cagtggaac	gcagagtgcc	agatcattca	ggccgthtgc	agggcaagcc	2880
gtgggagctt	ggcaagcaag	gccccattt	ctagggaa	cgtgcctggc	gcttcaggaa	2940
agcacgggaa	cctggcactg	tgactctgcg	ggtattattt	tgcagaactc	tttattaaac	3000
gggagthtca	agtccagctg	gagacgacca	ggcagcgct	ttaacccag	agtcacacac	3060
aggtgccttht	tcttggggcc	agattgggg	tgtgtggcag	acctgagacc	agcttgacaa	3120
ctcttctgcc	agggcacaaa	atggtgttg	ctgtaagagg	tgacaccagg	gacagggag	3180
atcgtgcta	ttctctgag	ctctccaaag	accacacca	gtctgtcccc	cttctctct	3240
gctcttcccc	tgtatcgccc	cctcaccatc	ttccccaacg	agactcttg	catctctctg	3300
gcacaaggat	ttgaaaatag	atgcttggg	gtgagaagaa	gaagagagaa	agagagagaa	3360
ggaaggaagg	atatatagat	gatacagacg	catacaggtg	acatgtagct	aatcatttht	3420
aattaaaaaa	taaataaaa	gcaaatcaag	gatatatatg	atacccttag	agcaagtgtc	3480

-continued

tcatacacac	acaaacacac	acacacaata	tatatatata	tatatatata	tatatatata	3540
tatatatata	ttataacttg	aacaagtgtc	cagaagggct	ggggactcta	aagtgtttgt	3600
caaagccagg	ctcacatcag	taatcttata	acctggtaga	ctgagacagg	aggattttga	3660
tgagttcagg	cccagcctga	gctgcagaat	gtgattctat	ccccaaaaag	taaaataaaa	3720
taaaattcaa	aatacacgaa	aagagtattt	gctgaacaaa	caagcctaaa	gccttgatc	3780
ccttccccca	tgtcctaaga	aaataagttt	cttgaagctg	gagggatggc	tcagaggtta	3840
agagccccag	ctgcacttgc	ggaacactaa	gaccagttc	ccagacccca	caactgtgggt	3900
cacaactgtc	tcaaacgcca	gctccggagg	atccatgccc	tctcctggcc	tccaccggca	3960
ccaagaacac	atacagtgcc	catacattta	tgcaagcaag	gtattcacgc	acataaaaact	4020
aaaagaatat	ttaataaaga	tataacaaaa	tagcatgaag	cccagctggt	acagaggttc	4080
aaactacatc	ccaggttcat	ccctctgcct	ttgtctcag	ttggcttggg	taggtctctt	4140
ctctgaactg	gcgccctgcg	ggttccacat	tgagaccctc	tcatttttaa	acctacttct	4200
tctgggctgg	gttaattgct	gccagggctc	aagccaacgc	ttcctcttct	ccacagcaat	4260
cttccaagtt	tcacgagata	accaggaact	gctaagttca	tgtgaacctt	agtgaagaac	4320
ctgagcttcc	ccatgtgatt	ggtgtgtgca	tgtgtgcata	cacaaatgta	tgtgtgtgct	4380
ctatgtgtgc	ctatgtatgt	gtgcatgcat	gtgtgcatat	acaaatgcat	atatgtctat	4440
gtagtgtgcg	tacacaaatg	tatgtgtgtg	ctcaatgtgt	gcctatgtgt	gtgtatgcat	4500
gtgtgctgac	acaatgcatg	tgtgtggtgt	ctgtgtgcct	gtgtgtgtat	gcatgtatgc	4560
atacacaaat	gtatatgtgt	ggtgtgtgaa	tgtgtgccta	tgtatgtgtg	tgctgtgtgt	4620
gggtgtggta	tgtgtgtgat	gtgtggaggg	gtgtgtatgt	gtggtatgta	taggtgatac	4680
gtttggggtg	taatatgctg	atgtggtttg	tgaaatgtag	ttcgtgtgtg	tgcatgtgtg	4740
cgtgcgtgcg	tgcgtgcgtg	cgtgtgtgtg	tgtgtgtgtg	tgtgtgtgtt	ggatatagta	4800
tgtgtgaggt	gtgtgtactc	accatggcct	ccctcacttg	ggggagtgaa	gtcagcagcc	4860
tggaccactc	agggacatga	gatactcaga	cacatcttga	tttccacccc	tcttttctctg	4920
atcctccttc	acgtgtcact	ttcccaaca	ctggacaaca	gtttgggggc	atctgattcc	4980
actaatgaca	gggacatcac	atgtctccag	agggaacacc	ttctgtgtca	catgtcatct	5040
gagaatgtag	cagagtcaca	gagaaatgtc	acagaaacca	aaatgcagag	taccaaggta	5100
tagctaggca	cagagcagag	gggaagccgc	tgaatttatt	aaaaatgtca	gaatcgtaaa	5160
agacagggga	cagcgggtgg	gacattcagg	gtccagtagc	acacaggcag	tccaaacctg	5220
atcactggaa	ggtagtaggt	aaggaaaggc	tgcacacaga	ttattcacac	agtttataca	5280
tgtacacaga	ttattcacat	ggtttgtgta	tgtgcacaga	ttattcacac	agtttataca	5340
tgtgtggctt	cgtggttaact	ttgagcttac	tttcaattta	aaaggatctc	tctcacaagc	5400
tggggccggg	aatggctgca	gtcaacactc	catcacttag	tcacactgtg	caaacagcac	5460
ctcctgactc	atggtgactt	gtagtaaaat	gaagaggcca	catttgcac	caagacagct	5520
catcagtacc	tagtgaagaa	tctgtccctg	agtatttgca	tgaatggacc	cggtccagg	5580
gcctggctgg	gagtctccag	gtgttgacgc	cagaatgtca	ttgtgttttt	tcaggatccc	5640
agaagtttct	aaaatacag	ccaagtactc	atttgtgtta	caaagtatct	gactaataga	5700
agtgattagg	taacacaaag	ccttttaaaa	accgagatca	cccttgtcat	gtccctggcc	5760
tcttagaaca	agatccaagc	ttttgctggt	tgacaagtgg	ggccatccag	tgcgtctccg	5820

-continued

ttcctgctac	ttcatctgga	agacctctcc	cactaacttg	cccctgaccc	ctcacacctg	5880
ctgtttcctt	tccacccgga	agtgcttgtc	taggctttca	tggccatctg	actgagcatc	5940
taggcctcag	tccagtggtc	cctcagctct	ctctagtcac	tgtactaatg	gaaacggcca	6000
ctaactacat	tttcaatatg	gaagcctcct	cctcaggaac	ctccaagggc	agaagcctcc	6060
agagaaccac	tcttgacccc	ctggagttct	gagtgtctct	ggcctctct	gtgtctgcag	6120
gactattcac	cacttgtggt	gaatggttca	gtcctcacct	cctctggcat	gtgctcagtt	6180
ctcatctcat	tggggagtcc	ttcccaggtc	actcttctct	cctgtctttg	aagtgttttt	6240
ttccttcatg	gtatttctgt	ctgggcacac	acacagacac	acatacacac	acatacacac	6300
ccatgcagta	tggcagatac	atcacctatg	tttcagattt	ttattctacc	atcacccaat	6360
acctgaatcc	ccgaaaaagc	cttagaaaagc	caggaatttg	tgtatTTTTg	tcagcactcc	6420
accccagcac	ctgaagccaa	gcctgactta	atatttttgg	ttttgtttct	aga	6473

<210> SEQ ID NO 4

<211> LENGTH: 7045

<212> TYPE: DNA

<213> ORGANISM: *Cricetulus griseus*

<400> SEQUENCE: 4

caattgatta	tagatggatg	atagatagat	agatagatag	atagatagat	agatagatga	60
tggatagaca	gatgatggat	agttagagga	tagataatga	ctgaataata	agtacataaa	120
tagatgatag	agcggggcgt	tgggtggtgca	cgtctttaa	cccagcacca	gagaggcaga	180
ggcagttgga	tctctgtgag	tttgaggaca	gcctggttac	agaatgggtt	ccaggacagc	240
caaggctgtc	actcagagaa	atactgtctc	aaataaaaa	agtaagtaa	caaataaata	300
aatgataact	agttagaaga	tagatgattg	aatgataggt	agataaatag	aagatagata	360
gatagatgat	tgatagatga	tagacagata	gacagacaga	cagacagaca	gacagcagaa	420
agataatgca	cgggtgaaaca	tggctctgatt	tagttagcaa	gatcagagaa	gccttctttg	480
aaagtgacat	ttgagagcat	ttcaaagcct	gttcatgtca	ggcatgcca	tggggagaga	540
agggcttgca	gaaagcaggc	ccggcaagcc	atggggagca	agctaggagg	cagcattcct	600
tgcatttgcc	tctgcctcag	ctgcttctct	gagttccccg	gtttttatca	caacagtaga	660
aataaaacca	ggacaatggt	gtttccatgc	atacatctgc	aagaacttac	tccggttcaa	720
tagacagacc	aaggcacctg	tgtttgctca	agaagcacgg	agggaggtgt	gtgcacctgc	780
tgggtgctgg	tgctctggct	gtgccagaca	gagagcaaga	caggaaagtt	cctgggtggcc	840
tagagcacac	agcccagccc	aggaagtcac	gtctctctct	gtctctgtct	ctgccccacc	900
cccaccccat	ttaggccaga	gaacagctgt	ggcaagcttt	gggtttgggt	gagtcattcc	960
tcaagagcca	agagccgccc	accttgtatg	ggtagtttg	ttgttgttgt	tgttgttatt	1020
atgtgtttgt	ttgtttgttt	ggtaaagggt	tttcaatagg	agttggaatt	tggcaattca	1080
gctaggctgg	ctgagcagcc	agctagcccc	gggcaactcat	ccgtctctac	ctccccagtt	1140
ctgggatttc	gggtacatgc	tgccacatcc	gacttttttc	ccctgctcca	gttcttaaga	1200
ccaagtcttc	atgtcaaaca	cttcaccacc	ttagccatct	ttctgggtca	gaagttagat	1260
cttcaggaag	acaaggagtg	tatcaggaca	tgagcgtgcc	ccaactctgc	tcagaccttc	1320
tgatagagaa	aatgggggga	gggtgtcag	aggctgccgg	agaaagaca	gtccaggtta	1380
aggaggacga	ccctgggctc	tgaatccaag	ggtgattccc	tcaccttgta	cacttggcat	1440
tttgggaagg	aagcatcaga	taaaagcagt	gcagacatag	tcaggaatat	ttacacgtgt	1500

-continued

gagtcaacct	gggagtgagt	ctgtgtacaa	ctgaacatga	agcaagtttt	gaagcttcat	1560
ttccagacta	ttcccagggt	gcaataactt	cctgttttcg	ttgcagcett	cccagtctct	1620
gccactgcca	tctctacttc	agtctggaat	ggtgggcaca	cagaaaaagt	ctatggcaat	1680
cctgcgagaa	gacaagtggg	cgctgactt	eggctcctg	ttacaagaga	ggaatccagg	1740
agtttatttt	gcagctgatt	cagtgttgac	caagagtcca	gctctggggg	agtgggaagc	1800
aaccaaagca	gagacaggtc	ccagcacaat	ttttggtttt	caagacagca	cttctctgtg	1860
gctttgaagg	ctatcctaga	actgttcttt	gtatatcctt	ccttgcaact	agctcttata	1920
gaccaggctg	gtcttgaact	cacagagatc	catctgcctc	tgccctccaa	gtgctgggat	1980
taaaggcgtg	cacctcggtc	gccaccaccc	agctacatac	ataatttaca	ataataaaaa	2040
taaaatactt	taaagtgtta	tagcagtttg	aatgtaattg	gccctgtcat	ctcatagggg	2100
gtggcactat	taggaggtat	ggctttgttg	aaggaaatat	gtcactgtga	gggtgggctg	2160
tgaggtttcc	tatgctcagg	gtaccagcca	gtgtctcagc	tgaggtcctg	ttgcctgcaa	2220
gatgtaggac	tctcatccct	ttctccagca	ccatgtctgt	ctgcatgcca	tcatgttccc	2280
agccatgatg	acaatgtact	aaaacctctg	aaactgccac	ccaactaaat	gttttccttt	2340
ataagagttg	ccatgctcat	ggtgtctctt	cacagcaata	gaaaccctaa	ctaagataag	2400
tgtattctcc	cctactcccc	atgatttaaa	athtaggaag	gcaggtaggc	aggcaggcag	2460
gctggtatag	tggttcattc	tagcacctga	gacctggaat	gggaggattg	tgagttagtt	2520
ctaggccatt	ctggtgccta	gaaaccagag	ccgggggttg	gccaatgca	gagcacttgc	2580
tctacgtatg	gccagcaca	ataagtcaat	ttctcacct	taaaggcttg	acaatttaaa	2640
aacactgggt	tttagttagt	ccgtgtctgc	tccacagatg	gagacagcta	atcacagatg	2700
catcaggggc	cttcctgagt	gctaaacatc	aaacagcctt	ctccccctct	gagcctttgt	2760
gtgcagaatg	tgtccatcgc	aagaagcaaa	cagtcttgc	tgcccaccaa	cttccttctc	2820
gcatcagaag	agctgggtgc	aaactgcaag	agtagcctca	ccttagagat	gggtcccatt	2880
gctctacatg	ggagcattac	cttccaagaa	ggcaaaaatg	tctcctggtt	gagctttttt	2940
tgtcacctgt	taaaggcaaa	tcaacagaga	ggctttgtct	caccactaa	catcttgga	3000
acaaatacca	acgaacgctg	gggaggatgt	gggaaaagca	gagccctcat	gctctccgag	3060
ggaaaatcac	accactgtg	gaacagtgtg	gaaacctcaa	agactgggat	tacaagcagc	3120
acacaagcca	gccacgctac	tcctggtcac	acaccacaaa	gacgcttgca	cattcacgct	3180
tacgtcgga	acactagcaa	cgttcccact	gcctcctttg	agccccgccc	cccgccctg	3240
cccccgccc	cgccccgtg	gtctatgttc	ctcttcctta	aagtcagctt	ccacttctct	3300
gtctccatct	tcgccccacc	ctccctctc	gtacataat	tgtctctatt	ccatttctct	3360
gctttgaaac	agctttttgc	aaagcatcaa	atctattgtc	ctatgcccc	aatcaacctc	3420
cagtttcaca	agtgatacag	gaaatcgttt	tcctaattaa	aaatcccccc	tttgaccatt	3480
tattcccact	cttgggaacat	cttccccttg	aggaaaagta	cagaatgagg	tggtctctct	3540
cttctatctc	gaggtgtttc	cttcagactt	tgtccgtgtc	taatcttttt	aactgttggc	3600
caggcctcca	ccacggcaca	gatgaactgt	gggttcatt	tacctgaaac	tctatggaag	3660
gatgtttatt	tctcctcac	tttagcaaat	gataaagggc	accattcact	ctgtctatct	3720
tgcaggggcc	attcctttct	ctaggccaga	tactgagaat	tgctcccaga	atcaatgtgg	3780
tatacatatt	tccccttcaa	cattgatagg	cattgatcac	acacacacac	acacacacac	3840

-continued

acacacacac	acacagtagc	acaaatgtat	tcccctagcc	cgcttccatc	ttgccacagg	3900
actccagagt	ggccctggat	agcaagcttc	ctgttttggt	tctctgttcc	tgetgctttt	3960
ccaccctcca	gtctatcttt	tctaagtcct	tctgccattg	tcctcttccc	aactgtcctg	4020
agatgcagtc	attgtctggg	attcagacct	tctctctctg	cccaagtgag	tatattgacc	4080
cccacggttt	gtacaacat	aacttcaggg	agcccgacaa	aaactgtttt	atgagccaag	4140
tagtcccagg	acttgagagg	tagaggcggg	aagatcagca	gtttgaggcc	agcctggaga	4200
gcataagagc	cggctcmeta	acaacaatgg	aaactagata	ctaagtaaaa	atcctggggg	4260
gtttcatcat	gaatgtctgt	tcttctagta	ccacgctgaa	ctccgtacac	agctccagct	4320
gttacggctt	tcttagaate	catactcttt	tttttttttt	tttttttttt	ttttttttgg	4380
tttttcgaga	cagggtttct	ctgtggcttt	ggaggctgtc	ctggaactag	ctcttataga	4440
ccaggctggg	ctcgaactca	cagagatcca	cctgcctctg	cctccagagt	gctgggatta	4500
aaggcgtgcg	ccaccaacac	cgggcagaat	ccatactctt	tttaaaaaaa	gatttatcaa	4560
tttactatgt	atacagcttt	ctgcctgcat	gtatccatgc	atgtcagaag	atggcaccag	4620
gtcgcattac	agatggttgt	gagccaccat	gtggttgctg	ggaattgaac	tcagaatgtc	4680
tagaagagca	accagttctc	ttaacctctg	agccatctct	ccggccccc	gaaatccata	4740
ttcttgagga	ttttttacac	cccccccacc	aaaagacgta	tatctaaatt	ttaatgtgag	4800
aattcacatt	ttcttaagag	ttgaacatag	atttagagga	aatcagatc	ccacatgatt	4860
aacaaagcat	gcttgtgggc	aggtctgcta	ccaagagggtg	ggccgtagct	tctagctcag	4920
acaaactcac	tcccttcctc	gtggcctctt	cgcctcaag	tcagaaactc	accctgtgat	4980
tctgccccag	aagttgctct	agagcacagt	gcaccttcc	gtcttcactc	tgtggcttga	5040
attgtgtcca	tcgcttatga	ttacaacccc	tcacagagca	tcctaactgg	tttctttgca	5100
tgcttatggg	cactcctcca	ttctagaaca	cccttgccat	caatactatg	aaaggagggg	5160
tggaggagga	agagcaggaa	gaggaggggg	aagcgaggga	agaggaagac	acggatggca	5220
atgaggaggg	gggagcacc	aagtcctccc	tggatgagag	tctcactggg	agacttaata	5280
ttaattataa	atgcttggtc	agcagctggg	caggataagg	ttaggcagga	gaaccagact	5340
aaggactctg	ggaagcagaa	gggcagagtc	agacaaggag	aggaaacagg	aagtacaagg	5400
taaagtcacg	tggcagaatg	tagataatag	aaatgggttc	atttaagttg	gaagagttag	5460
ctagtaacaa	gcctgagcta	tcagccgagc	atttataatt	aatattgagc	ctccatattg	5520
gttatctggg	aattggcggg	cagaaaaaaaa	aaagtctgcc	tacaagtcaa	tgtcatgtag	5580
ctcccaaagc	caaggtacct	ttgttcagtg	cttgactgag	ccagcattat	aaattttctc	5640
cagatgtacc	gaatcacatt	tcatagcaac	atgcagacat	caagttttcc	ctgaagctct	5700
aaccagctgg	ttgcatgctg	tccggagtct	cagctataac	ccagaagtga	cctgggtcgg	5760
ggaagagggtg	gtactttgcc	ttctttgcac	tctctgtggt	gcctcaccca	ttcagcttca	5820
agcaatgtga	ctgcctgacc	ctgagggcgt	ttacaacgcc	tgaccacag	accacaagtc	5880
aaccagctgg	tgtgctcacg	atacctagtc	tgaaccatag	ccctgctccc	accctgcctc	5940
catctccacc	ctttcttcac	tgctcatcac	agctggctag	caaagactgc	ctcagacctg	6000
agcacaggct	ccactccaca	gccgtgactg	ttcgagccac	ttaaataaaa	gagcgttgt	6060
cttccgctca	gtaaactctc	cctcagctca	ctgatgacgt	tgactttctc	tagacagcac	6120
atgtgggttt	aagacactgc	tacttgagct	cttcattcag	ttcctcagaa	tacctcattt	6180
gggtcagatt	cccaaagagg	aagatagggt	tcctggcaga	cagacatgtc	tcattccttt	6240

-continued

gaaatccttc	agagaaatgc	agtgactatg	gcaccttctt	aaaaagcaca	cacacaaata	6300
acacacacac	acacacacac	acacacacac	acacacacac	atatccccct	cactgtcatc	6360
cttgatatgt	atatgatata	tataaaatca	ttgttttata	ctgtgataat	tgattatgaa	6420
taaaatttac	taaaatgaac	aattaaaatt	atgggggggg	ctggagagat	ggctcatcag	6480
ttaagagaac	agttgctgct	cttgcagaac	acgagagttc	agttcccagc	acccacatca	6540
ggcagctcat	aaccatgtgt	ggtgtcagtt	ccaggagatc	tggtgccttc	ttctggcctc	6600
ctccagcacc	tgctacatgt	ggttcacaca	cacacacaca	cacacacaca	cacacacaca	6660
cacacacaca	caaataaata	taaagattat	ttttttcaaa	actgagttaa	aaataggttc	6720
tatctgattc	atactaaggc	ttttcacagt	ggttaagtct	attagatatg	tctagccata	6780
tcctttctcc	cttctttctt	gaggagaggc	ttttaaagct	acaagttaca	gccttctttg	6840
caaataagag	taccatttaa	caggcctctg	accaatgaga	tgccagaatc	ggttgcccag	6900
gagcttccca	aacagtccat	tatagggaaa	ggtggtacaa	accagtagat	taggcatggt	6960
ccacttccca	agtgcctgct	caaataagga	aatggcctca	aatgtttgcc	ttttatcttc	7020
accacctct	gaattgcacg	ctagt				7045

<210> SEQ ID NO 5

<211> LENGTH: 13515

<212> TYPE: DNA

<213> ORGANISM: *Cricetulus griseus*

<400> SEQUENCE: 5

tctagaaaca	aaacaaaaa	tattaagtca	ggcttgctt	cagggtgctg	ggtggagtgc	60
tgacaaaaat	acacaaatc	ctggctttct	aaggcttttt	cggggattca	ggtattgggt	120
gatgtagaaa	taaaaatctg	aaacataggt	gatgtatctg	ccatactgca	tggtgtgta	180
tgtgtgtgta	tgtgtgtctg	tgtgtgtgcc	cagacagaaa	taccatgaag	gaaaaaaca	240
cttcaaagac	aggagagaag	agtgacctgg	gaaggactcc	ccaatgagat	gagaactgag	300
cacatgccag	aggaggtgag	gactgaacca	ttcaacacaa	gtggtgaata	gtcctgcaga	360
cacagagagg	gccagaagca	ctcagaactc	cagggggctca	ggagtggttc	tctggaggct	420
tctgcccttg	gaggttcctg	aggaggaggc	ttccatattg	aaaatgtagt	tagtggccgt	480
ttccattagt	acagtgacta	gagagagctg	agggaccact	ggactgaggc	ctagatgctc	540
agtcagatgg	ccatgaaagc	ctagacaagc	acttccgggt	ggaaaggaaa	cagcaggtgt	600
gaggggtcag	gggcaagtta	gtgggagagg	tcttccagat	gaagtagcag	gaacgggagac	660
gcactggatg	gccccacttg	tcaaccagca	aaagcttggg	tcttgttcta	agaggccagg	720
gacatgacaa	gggtgatctc	ggtttttaaa	aggctttgtg	ttacctaatc	acttctatta	780
gtcagatact	ttgtaacaca	aatgagtact	tggcctgtat	tttagaaact	tctgggatcc	840
tgaaaaaaca	caatgacatt	ctggctgcaa	cacctggaga	ctcccagcca	ggccctggac	900
ccgggtccat	tcatgcaaat	actcagggac	agattcttca	ctaggtactg	atgagctgtc	960
ttggatgcaa	atgtggcctc	ttcattttac	tacaagtcac	catgagtcag	gaggtgctgt	1020
ttgcacagtg	tgactaagtg	atggagtgtt	gactgcagcc	attcccggcc	ccagcttgtg	1080
agagagatcc	ttttaaattg	aaagtaagct	caaagttacc	acgaagccac	acatgtataa	1140
actgtgtgaa	taatctgtgc	acatacacia	acatgtgaa	taatctgtgt	acatgtataa	1200
actgtgtgaa	taatctgtgt	gcagcctttc	cttacctact	accttccagt	gatcaggttt	1260

-continued

ggactgectg	tgtgctactg	gaccctgaat	gtccccaccg	ctgtcccctg	tcttttacga	1320
ttctgacatt	tttaataaat	tcagcggctt	ccctctgct	ctgtgectag	ctataccttg	1380
gtactctgca	ttttggtttc	tgtgacattt	ctctgtgact	ctgtacatt	ctcagatgac	1440
atgtgacaca	gaagggtgtc	cctctggaga	catgtgatgt	ccctgtcatt	agtggaatca	1500
gatgccccca	aactgttgtc	cagtgtttgg	gaaagtgaca	cgtgaaggag	gatcaggaaa	1560
agaggggtgg	aatcaagat	gtgtctgagt	atctcatgtc	cctgagtgg	ccaggctgct	1620
gacttctctc	ccccagtga	gggaggccat	ggtgagtaca	cacacctcac	acatactata	1680
tccaacacac	acacacacac	acacacacac	acgcacgcac	gcacgcacgc	acgcacacat	1740
gcacacacac	gaactacatt	tcacaaacca	catacgcata	ttacacccca	aacgtatcac	1800
ctatacatac	cacacataca	caccctcca	cacatcacac	acataccaca	cccacacaca	1860
gcacacacat	acataggcac	acattcacac	accacacata	tacatttgtg	tatgcataca	1920
tgacatacaca	cacaggcaca	cagacaccac	acacatgcat	tgtgtacgca	cacatgcata	1980
cacacacata	ggcacacatt	gagcacacac	atacatttgt	gtacgcacac	tacatagaca	2040
tatatgcatt	tgtatatgca	cacatgcatg	cacacataca	taggcacaca	tagagcacac	2100
acatacattt	gtgtatgcac	acatgcacac	accaatcaca	tgggaagact	caggttcttc	2160
actaaggttc	acatgaactt	agcagttcct	ggttatctcg	tgaaacttgg	aagattgctg	2220
tgagagaagag	gaagcgttgg	cttgagccct	ggcagcaatt	aaccccgccc	agaagaagta	2280
ggtttaaaaa	tgagagggtc	tcaatgtgga	acccgcaggg	cgccagttca	gagaagagac	2340
ctaccaagc	caactgagag	caaaggcaga	gggatgaacc	tgggatgtag	tttgaacctc	2400
tgtaccagct	gggcttcatg	ctattttggt	atatctttat	taaataattct	tttagtttta	2460
tgtgctgaa	tacctgtctt	gcataaatgt	atgggcactg	tatgtgttct	tgggtgccggt	2520
ggaggccagg	agagggcattg	gatcctccgg	agctggcggt	tgagacagtt	gtgaccaca	2580
gtgtggggtc	tgggaactgg	gtcttagtgt	tccgcaagtg	cagctggggc	tcttaacctc	2640
tgagccatcc	ctccagcttc	aagaaactta	ttttcttagg	acatggggga	agggatccag	2700
ggctttaggc	ttgtttgttc	agcaataact	ctttctgtgt	attttgaatt	ttattttatt	2760
ttactttttt	gggatagaat	cacattctgc	agctcaggct	gggcctgaac	tcatcaaat	2820
cctcctgtct	cagtctacca	ggtgataaga	ttactgatgt	gagcctggct	ttgacaagca	2880
ctttagagtc	cccagccctt	ctggacactt	gttccaagta	taatataat	atatataat	2940
atatataat	atatataat	atatattgtg	tgtgtgtgtt	tgtgtgtgta	tgagacactt	3000
gctctaagg	tatcatatat	atccttgatt	tgctttta	ttattttta	attaaaaatg	3060
attagctaca	tgtcacctgt	atgcgtctgt	atcatctata	tatecttctc	tccttctctc	3120
tctttctctc	ttcttctctc	cacccccag	catctatctt	caaatccttg	tgccgaggag	3180
atgccaagag	tctcgttggg	ggagatgggtg	agggggcgat	acaggggaag	agcaggagga	3240
aagggggaca	gactggtgtg	ggtctttgga	gagctcagga	gaatagcagc	gatcttccct	3300
gtccctggtg	tcacctctta	cagccaacac	cattttgtgg	cctggcagaa	gagttgtcaa	3360
gctggtcgca	ggtctgccac	acaaccccaa	tctggcccca	agaaaaggca	cctgtgtgtg	3420
actctgggg	taaaggcgt	gcctggctgt	ctccagctgg	acttgaaact	cccgtttaat	3480
aaagagttct	gcaaaataat	acccgcagag	tcacagtgcc	aggttccctg	gctttctctga	3540
agcgcaggc	acgggttccc	taggaaatgg	ggccttgctt	gccaaactcc	cacggcttgc	3600
cctgcaaacg	gcctgaatga	tctggcactc	tgctgtgcca	ctgggatgaa	atggaaaaaa	3660

-continued

gaaaaagaag aagtgtctct ggaagcgggc gcgctcacac aaacccgcaa cgattgtgta	3720
aacactctcc attgagaatc tggagtgcgg ttgccctcta ctggggagct gaagacagct	3780
agtgggggcg gggggaggac cgtgctagca tccttccacg gtgctcgctg gctgtggtgc	3840
atgccgggaa ccgaaacgcg gaactaaagt caagtcttgc tttggtggaa ctgacaatca	3900
acgaaatcac ttcgattgtt ttctctttt tactggaatt cttggatttg atagatgggg	3960
gaggatcaga gggggagggg aggggcgggg agacggaggg aggaggggag gaggggagga	4020
ggggaggagg ggaggagggg aagggatgga ggaaaatact aacttttcta attcaacatg	4080
acaaagattc ggagaaagtg caccgctagt gaccgggagg aggaatgcc tattgggcat	4140
tatattccct gtcgtctaat ggaatcaaac tcttggttcc agcaccaagg attctgagcc	4200
tatcctattc aagacagtaa ctacagccca cacggaagag gctatacaac tgaagaaata	4260
aaattttcac tttatttcat ttctgtgact gcatgttcc atgtagagag ccacctgtgt	4320
ctaggggctg atgtgctggg cagtagagtt ctgagcccgt taactggaac aaccagaac	4380
tcccaccaca gttagagctt gctgagagag ggaggccctt ggtgagattt ctttgtgtat	4440
ttatntagag acaggtctc atactgtagt ccaagctagc ctccagctca cagaaattct	4500
cctgttccgg tttccaaagt actggagtta tgagtgtgtg ttaattgaac gctaagaatt	4560
tgctgattga agaaaacctc aagtgggttt ggctaatacc cacgaccca gaggctgagg	4620
caggaggaat gagagaattc aaggtttcc agagccacag ggtgagctca atgtggagac	4680
tgtgagggtg agctcaatgt ggagactgtg agggtagct caatgtggag actgtgaggg	4740
tgagctcaat gtggagactg tgagggtag ctcaatgtgg agactgtgag ggtgagctca	4800
atgtggagac ctgtatcaag ataataatag tagtagtaac aatgcaggcg aggggtgtgt	4860
tgagtggtag agcagttagt tgatttgaca tgcttgaggt ctcccgtcc atctgtggcc	4920
ctgcaacagg aaggagggga ggaagggggg gaacgagaga gaggaaagag agacagaagc	4980
taagataggg aatgagagag gaaggaagaa acggaagaa attcagactc cttcctgagt	5040
tccgccaacg cctagtgaca tcctgtgcac accctaaggt ggcctttgtg tggcaactggc	5100
ttgggtggtc gggaaaggca ttttcagctt gttgcagaac tgccacagta gcatgctggg	5160
tccgtgaaag tttctgccc ttaacaagaa gtcttacta cttgtgacct caccagtga	5220
aatttcttta attgtctcct ggtgttctgg gttttgcatt tttgttcta aggatacatt	5280
cctgggtgat gtcatgaagt ccccaaagac acagtggggc tgtgttgat tgggaaagat	5340
gatttatctg ggggtgtcaa aggaaaagaa gggaaacagg cacttgggaa aatgtcctcc	5400
cgcccaccg aattttgct tggcaaccgt ggtggaggag caagaaacac gtggacgttt	5460
gaggaggcat ggggtcctag gaggacagga agcagaagga gagagctggg ctgacagcct	5520
gcaggcattg cacagtttca gaaggagatt acagcatgac tgagttttta gggatccaac	5580
agggacctgg gtagagattc tgtgggctct gaggcaactt gacctagcc agatggtatt	5640
tgaataacct gctcttagag ggaaaacaga catagcaaac agagccacgt ttagtgatga	5700
aactctcact ttgcctgagt catgtgcggc catgcccagg ggtcaggctg aactcaact	5760
caaaaacaag tgagaaattg aagacaatcc gtggtggcag ctactggaag ggccaccaca	5820
tcccagaaa gagtggagct gctaaaaagc cttttgtgat aggcacagtt atcttgaatg	5880
catggagcag agattacgga aaaatcgaga atgttaatga ggcaacattc gagttgagtc	5940
attcagtgtg ggaaaccag acgcttccat ccctaaaag gaacatcttg ctctcagtca	6000

-continued

aaatggaaat	aaaaattggg	gcttgaattt	ggcaaatgat	tcagaactct	gtgtaggtat	6060
tttcacacgc	acagtggata	atthttcatgt	tggagtttat	ttgtgctaaa	aggcagaaaa	6120
gggtaaaaag	cacatcttaa	gagttatgag	gttctacgaa	taaaaataat	gttacttaca	6180
gctattcett	aattagtacc	cccttccacc	tgtggttaatt	tcctgagata	gtcagtgggg	6240
aaaagatctc	tccttctctt	ctttctcccc	ctccccctct	ctcctcctct	ccctcctctc	6300
ctccccctct	tccccctctc	cccccttctc	tctttctttg	ctccttctct	tctgctctct	6360
tctccccctt	ttcttcattt	attctaagta	gcttttaaca	gcacaccaat	tacctgtgta	6420
taacgggaaa	acacaggctc	aagcagctta	gagaagattg	atctgtgttc	actagcgtgc	6480
aattcagagg	tgggtgaaga	taaaaggcaa	acatttgagg	ccatttctct	atttggcacg	6540
gcacttagga	agtggaacat	gcctaactca	ctggtttgta	ccacctttcc	ctataatgga	6600
ctgtttggga	agctcctggg	caaccgattc	tggcatctca	ttggtcagag	gcctgttaaa	6660
tggtactctt	atthgcaaag	aaggctgtaa	cttgtagctt	taaaagcctc	tcttcaagaa	6720
agaagggaga	aaggatatgg	ctagacatat	ctaatagact	taaccactgt	gaaaagcctt	6780
agtatgaatc	agatagaacc	tatttttaac	tcagttttga	aaaaataat	ctttatattt	6840
atthgtgtgt	gtgtgtgtgt	gtgtgtgtgt	gtgtgtgtgt	gtgtgtgtgt	gaaccacatg	6900
tagcaggtgc	tggaggaggc	cagaagaggg	caccagatct	cctggaactg	acaccacaca	6960
tggttatgag	ctgcctgatg	tgggtgctgg	gaactgaact	ctcgtgttct	gcaagagcag	7020
caactgttct	cttaactgat	gagccatctc	tccagcccc	cccataattt	taattgttca	7080
ttttagtaaa	ttttattcat	aatcaattat	cacagtataa	aacaatgatt	ttatatatat	7140
catatacata	tcaaggatga	cagtgagggg	gatatgtgtg	tgtgtgtgtg	tgtgtgtgtg	7200
tgtgtgtgtg	tgtgttattt	gtgtgtgtgc	tttttaagaa	ggtgccatag	tcaactgcatt	7260
tctctgaagg	atthcaaagg	aatgagacat	gtctgtctgc	caggaaccct	atcttctctt	7320
ttgggaatct	gacccaaatg	aggtattctg	aggaactgaa	tgaagagctc	aagtagcagt	7380
gtcttaaacc	caaatgtgct	gtctagagaa	agtcaacgtc	atcagtgagc	tgaggagaga	7440
tttactgagc	ggaagacaag	cgctctttga	tttaagtggc	tcgaacagtc	acggctgtgg	7500
agtggagcct	gtgctcaggt	ctgaggcagt	ctttgctagc	cagctgtgat	gagcagtgaa	7560
gaaaggggtg	agatggaggc	aggggtgggag	cagggctatg	gttcagacta	ggtatcgtga	7620
gcacaccagc	tggttgactt	gtggctctgt	ggtcaggcgt	tgtaaacgcc	ctcaggggtca	7680
ggcagtcaca	ttgcttgaag	ctgaatgggt	gaggcaacac	agagagtgca	aagaaggcaa	7740
agtaccacct	cttccccgac	ccaggctcact	tctgggttat	agctgagact	ccggacagca	7800
tgcaaccagc	tggttagagc	ttcagggaaa	acttgatgtc	tgcattgttc	tatgaaatgt	7860
gattcggtag	atctggagaa	aatttataat	gctggctcag	tcaagcactg	aacaaaggta	7920
ccttggcttt	gggagctaca	tgacattgac	ttgtaggcag	actttttttt	ttctgcccgc	7980
caattcccag	ataaccaata	tggaggctca	atattaatta	taaatgctcg	gctgatagct	8040
caggcttggt	actagctaac	tcttccaact	taaatgaacc	catttctatt	atctacattc	8100
tgccacgtga	ctttaccttg	tacttctctg	ttctctctct	tgtctgactc	tgccccctctg	8160
cttcccagag	tccttagtct	ggttctctctg	cctaacctta	tcctgcccag	ctgctgacca	8220
agcatttata	attaatatta	agtctcccag	tgagactctc	atccaggag	gacttgggtg	8280
ctccccctc	ctcattgcca	tccgtgtctt	cctcttccct	cgcttcccc	tctcttctct	8340
gctcttctc	ctccaccct	cctttcatag	tattgatggc	aagggtgttc	tagaatggag	8400

-continued

gagtgcccat	aggcatgcaa	agaaaccagt	taggatgctc	tgtgaggggt	tgtaatcata	8460
agcgatggac	acaattcaag	ccacagagtg	aagacggaag	gatgcactgt	gctctagagc	8520
aacttctggg	gcagaatcac	agggtgagtt	tctgacttga	gggcaagag	gccacgagga	8580
agggagtgag	tttgtctgag	ctagaagcta	cggcccacct	cttggtagca	gacctgcca	8640
caagcatgct	ttgttaatca	tgtgggatct	gattttcctc	taaactatg	ttcaactctt	8700
aagaaaatgt	gaattctcac	attaaaattt	agatatacgt	cttttgggtg	gggggggtgta	8760
aaaaatcctc	aagaataggg	atttctgggg	gccggagaga	tggctcagag	gttaagagaa	8820
ctggttgctc	ttctagacat	tctgagttca	attcccagca	accacatggt	ggctcacaac	8880
catctgtaat	gcgacctggt	gccatcttct	gacatgcatg	gatacatgca	ggcagaaaagc	8940
tgtatacata	gtaaattgat	aaatcttttt	ttaaaaagag	tatggattct	gccgggtggt	9000
ggtggcgcac	gcctttaatc	ccagcactct	ggaggcagag	gcaggtggat	ctctgtgagt	9060
tcgagaccag	cctggtctat	aagagctagt	tccaggacag	cctccaaagc	cacagagaaa	9120
cctgtctcg	aaaaaccaa	aaaaaaaaa	aaaaaaaaa	aaaaaaaaa	gtatggattc	9180
taagaaagcc	gtaacagctg	gagctgtgta	cggagttcag	cgtggtacta	gaagaacaga	9240
cattcatgat	gaaacacccc	aggattttta	cttagtatct	agtttccatt	gttgttttga	9300
gaccggctct	tatgctctcc	aggctggcct	caaactgctg	atcttcccgc	ctctacctct	9360
caagtccctg	gactacttgg	ctcataaaac	agtttttgtc	gggctccctg	aagttatggt	9420
tgtacaaacc	gtgggggtca	atatactcac	ttgggcagag	agagaaggtc	tgaatcccag	9480
acaatgactg	catctcagga	cagttgggaa	gaggacaatg	gcagaaggac	ttagaaaaga	9540
tagactggag	ggtggaaaag	cagcaggaac	agagaaaaca	aacaggaagc	ttgctatcca	9600
gggccactct	ggagtccctg	ggcaagatgg	aagcgggcta	ggggaataca	tttgtgctac	9660
tgtgtgtgtg	tgtgtgtgtg	tgtgtgtgtg	tgtgtgtgat	caatgcctat	caatggtgaa	9720
ggggaaatat	gtataccaca	ttgattctgg	gagcaattct	cagtatctgg	cctagagaaa	9780
ggaatggccc	ctgcagaata	gacagagtga	atggtgccct	ttatcatttg	ctaaagtgaa	9840
ggagaaataa	acatccttcc	atagagtttc	aggtaaatga	accccacagt	tcatctgtgc	9900
cgtggtggag	gcctggccaa	cagttaaaaa	gattagacac	ggacaaagtc	tgaaggaaac	9960
acctcgaata	ggaagaggag	agccacctca	ttctgtaact	ttcctcaagg	ggaagatggt	10020
ccaagagtgg	gaataaatgg	tcaaaggggg	gatttttaat	taggaaaacg	atttcctgta	10080
tcacttgtga	aactggaggt	tgatttgggg	cataggacaa	tagatttgat	gctttgcaaa	10140
aagctgtttc	aaagcagaga	aatggaatag	agacaattat	gtagcgagga	gggaggggtg	10200
ggcgaagatg	gagacagaga	agtggaagct	gactttaggg	aagaggaaca	tagaccacag	10260
ggcgggggcg	gggggcaggg	gcgggggggcg	gggctcaaag	gaggcagtgg	gaacggtgct	10320
agtgttcgca	gcgtaagcgt	gaatgtgcaa	gcgtctttgt	ggtgtgtgac	caggagttagc	10380
gtggctggct	tgtgtgctgc	ttgtaatccc	agtctttgag	gtttccacac	tgttccacag	10440
tgggtgtgat	ttccctcgg	agagcatgag	ggctctgctt	tccccacatc	ctccccagcg	10500
ttcgttggtg	tttgtttcca	agatgttagt	gggtgagaca	aagcctctct	gttgatttgc	10560
ctttaacagg	tgacaaaaaa	agctcaacca	ggagacattt	ttgccttctt	ggaaggtaat	10620
gctcccatgt	agagcaatgg	gacctatctc	taaggtgagg	ctactcttgc	agtttgcacc	10680
cagctcttct	gatgcaggaa	ggaagttggt	gggcaagcaa	gactgtttgc	ttcttgcgat	10740

-continued

ggacacattc	tgacacaaaa	ggctcaggag	gggagaaggc	tgtttgatgt	ttagcactca	10800
ggaaggcccc	tgatgcatct	gtgattagct	gtctccatct	gtggagcaga	cacggactaa	10860
ctaaaaacca	gtgtttttaa	attgtcaagc	ctttaagggtg	aggaaattga	cttattgtgc	10920
tgggccatac	gtagagcaag	tgctctgcat	tgggccaaacc	cccggctctg	gtttctaggc	10980
accagaatgg	cctagaacta	actcacaatc	ctcccattcc	aggtctcagg	tgctagaatg	11040
aaccactata	ccagcctgcc	tgectgccta	cctgccttcc	taaattttaa	atcatgggga	11100
gtaggggaga	atacacttat	cttagttagg	gtttctattg	ctgtgaagag	acaccatgag	11160
catggcaact	cttataaagg	aaaacattta	gttgggtggc	agtttcagag	gttttagtac	11220
attgtcatca	tggctgggaa	catgatggca	tgacagacaga	catggtgctg	gagaaagggg	11280
tgagagtcc	acatcttgca	ggcaacagga	cctcagctga	gacactggct	ggtaccctga	11340
gcataggaaa	cctcacagcc	caccctcaca	gtgacatatt	tccttcaaca	aagccatacc	11400
tcctaatagt	gccactccct	atgagatgac	agggccaatt	acattcaaac	tgctataaca	11460
ctttaagta	ttttattttt	attattgtaa	attatgtatg	tagctgggtg	gtggcagccg	11520
aggtgcacgc	ctttaatccc	agcacttggg	aggcagaggc	agatggatct	ctgtgagttc	11580
aagaccagcc	tggctataaa	gagctagttg	caaggaagga	tatacaaaga	acagttctag	11640
gatagccttc	aaagccacag	agaagtgctg	tcttgaaaac	caaaaattgt	gctgggacct	11700
gtctctgctt	tggttgcttc	ccactcccc	agagctggac	tcttggtaa	caactgaatca	11760
gctgcaaaat	aaactcctgg	attcctctct	tgtaacagga	gcccgaagtc	aggcgccac	11820
ttgtcttctc	gcaggattgc	catagacttt	ttctgtgtgc	ccaccattcc	agactgaagt	11880
agagatggca	gtggcagaga	ctgggaaggc	tgcaacgaaa	acaggaagtt	attgcaccct	11940
gggaatagtc	tggaaatgaa	gcttcaaaaac	ttgttcatg	ttcagttgta	cacagactca	12000
ctcccagggt	gactcacacg	tgtaaatatt	cctgactatg	tctgactgc	ttttatctga	12060
tgcttccctc	ccaaaatgcc	aagtgtacaa	ggtgagggaa	tcacccttgg	attcagagcc	12120
caggtctctc	ctccttaacc	tggacttgtc	ttctccggc	agcctctgac	accctcccc	12180
ccattttctc	tatcagaagg	tctgagcaga	gttggggcac	gctcatgtcc	tgatacactc	12240
cttgtcttcc	tgaagatcta	acttctgacc	cagaaagatg	gctaaggtgg	tgaagtgttt	12300
gacatgaaga	cttggctcta	agaactggag	caggggaaaa	aagtcggatg	tggcagcatg	12360
taccogaaat	cccagaactg	gggaggtaga	gacggatgag	tgcccggggc	tagctggctg	12420
ctcagccagc	ctagctgaat	tgccaaatc	caactcctat	tgaaaaacct	ttaccaaaaca	12480
aacaaacaaa	caaataataa	caacaacaac	aacaacaac	taccatac	aaggtgggcg	12540
gctcttggct	cttgaggat	gactcaccca	aacccaaagc	ttgccacagc	tgctctctgg	12600
cctaaatggg	gtgggggtgg	ggcagagaca	gagacagaga	gagacatgac	ttcctgggct	12660
gggctgtgtg	ctctaggcca	ccaggaactt	tcctgtcttg	ctctctgtct	ggcacagcca	12720
gagcaccagc	accagcagc	tgacacacc	tcctccgtg	cttcttgagc	aaacacaggt	12780
gccttggctc	gtctattgaa	ccggagtaag	ttcttgacga	tgtatgcatg	gaaacaacat	12840
tgctctgggt	ttatttctac	tggtgtgata	aaaaccggg	aactccagga	agcagctgag	12900
gcagaggcaa	atgcaaggaa	tgctgcctcc	tagcttgtct	cccatggctt	gccgggctg	12960
ctttctgcaa	gcccttctct	ccccattggc	atgcctgaca	tgaacagcgt	ttgaaatgct	13020
ctcaaatgtc	actttcaaag	aaggcttctc	tgatcttget	aactaaatca	gaccatgttt	13080
caccgtgcat	tatctttctg	ctgtctgtct	gtctgtctgt	ctgtctatct	gtctatcatc	13140

-continued

```

tatcaatcat ctatctatct atcttctatt tatctaccta tcattcaatc atctatcttc 13200
taactagtta tcatttattt atttgtttac ttactttttt tatttgagac agtattttctc 13260
tgagtgacag ccttggtctgt cctggaaccc attctgtaac caggctgtcc tcaaactcac 13320
agagatccaa ctgcctctgc ctctctgggtg ctggggttaa agacgtgcac caccaacgcc 13380
ccgctctatc atctatttat gtacttatta ttcagtcatt atctatcctc taactatcca 13440
tcatctgtct atccatcatc tatctatcta tctatctatc tatctatcta tctatcatcc 13500
atctataatc aattg 13515

```

<210> SEQ ID NO 6

<211> LENGTH: 14553

<212> TYPE: DNA

<213> ORGANISM: Mus musculus

<400> SEQUENCE: 6

```

cttgaagaac acatgttttc caagagggag cacccatggt ggaatgacaa tgtagttagt 60
gctcctctcc tgtaggttag tgctcctttg ctataggtaa gtgctcctct cctataggtc 120
agtgctcctc tcctataggt tagtgctcct ctctataggt ttagtgctcc tctcctacag 180
gttagtgctc ctctgctcta ggttagtctt gctctcctat agtacctaga gagctagggc 240
aaatgggcta ggcccgaagt gcagagacaa acagctatgg aagactgggt aagcacttcc 300
aagctacgaa agagcagtgt gaagggtcag ggcttggtgca gttagtaggg gagatcttcc 360
agttgaagaa acagaagaac tgagagccac tgggtatcat cctcctgctc catgccttcc 420
tggatactgc catgctccca ccttgatgat aatggaatga acctctgaac ctgtaagcca 480
gccccaatga aatattgttt ttatgagagt tgccttggtc atgctgtctg ttcacagcag 540
taaaacccta aataaggcag aagttggtac cagtattgct gtgatagacc tgacctgct 600
ttcctttgaa agaatgtgga tttggtgact ttggatttgc aacacagtgg aatgctttaa 660
atggagatta atgggtcatc aattcctagt aggaatatgg aagactttgt tgctgggagt 720
at ttgaaactg tgttgacctg gcctaagaga tttcaaagga gaagaatttc agaatgtggc 780
ataaagacag tttttgtggt attttggtga agaatgtggc tactttttgc ccttgtctga 840
aaagtctgcc tgagactaaa gtgaagagaa tcagattaat tgcattgaca agggaagttt 900
gtggctgctc tatctggaaa cttacagcca gcctcttggc cctcgggtga cttacgcaaa 960
tactcagggc cagagatgct tgactctgta ctgatgagtt gtcttggatg caaatatggg 1020
ctcttcattt gactacatgt cacgatgagt caggagctgc tctctccaga gtgtgacaaa 1080
gcgaggggat gctgacggtg gctgttctag ctttgaaggt aagcctgcac ttatgctaaa 1140
gtcacacata cacgagccgg gtggagaacc tgtctgtgtg gagacacctt tcattacctg 1200
tggcatccag cctctcaagc ttggactgcc tgtgtgctcc tggactctgg aggtcccact 1260
gctctgtcct ctgctgctta tgatactgac attttaaaag aatccagtgg tccccctg 1320
tactcgggtg ctacttctac ctggatgttc ctcatattatg ttctgtgaca cttctctgtg 1380
actctgctgc attcctgggt gacatgtgga caccctgtcc ctttgcagac catgatgtca 1440
ctgtcactag tggaatcaga tgccccaggt gttgtcctgt gtttgggaac gtgacaggca 1500
gtacagaagc agaagaggaa ggggtgaaaac ggaaatgtca cagcagcatc tgatgtgtgc 1560
ctcagtcacg catgctgctg attggaacta ctcagcatga gagagggcca tgggtaatac 1620
acaaccctat acacactgtg tccatttctc tctctctctt acacagagag agagggagga 1680

```

-continued

gggggagggg	gagggcgagg	gggaggggga	gggagagggg	gtgggagagg	gagagggaga	1740
gggagagggg	gagggagagg	gagagggaga	gggagagttt	aatgtctgtg	aagagatacc	1800
atgaccaaag	caactcttat	aaaggacaac	atttaattgg	ggctggctta	caggttcaga	1860
aattcagtcc	attctcacca	tgggtgggaag	catgcaggta	gatgtggtgc	tggaggaacc	1920
aagagttcta	tatcctgatc	tgaaggcagc	caggagaaga	ctgcctcttc	tgcacagggc	1980
agagcttgag	catagaacat	caaagccctt	ccccacactt	cctccaacaa	ggtcatacat	2040
acttcaacaa	agacacacct	cctaacggtg	ccactccctg	tggaccaacc	atttaaacgc	2100
atgagtctat	gaggggtcaa	gctcttcaaa	ccaccacact	catgtacaca	cacacacaca	2160
cacacacaca	ctctcatata	cacacacaca	cacactcaca	cacacacaca	cacacacaca	2220
cacacacaca	ccacacacac	acacacacac	agagttctat	tttgcactgt	ttcactgtca	2280
caaggttcta	cttatctcag	acacactgcc	aggaattgtg	tgggaagact	ttcagtttct	2340
ttgggttcac	atggacttag	cagttcttgg	tgatcctgaa	agatttctgc	agaaagaagc	2400
caaagtgttg	agcccaaggc	ctggccacac	attagtccctg	tctagatgaa	caggggttta	2460
aaaataaggg	ggcatcaagg	tgaagccagc	aggggctgac	ttagagagga	gaccacacca	2520
agccaactgc	tcgaagtcaa	aagcgatgaa	tccccatata	cagctgtgcc	cggtgctgtc	2580
ttgctacata	tttagtaaat	gttcttttag	ttgtatgcgt	atgaatattt	tgcttgcata	2640
tatttgtgta	caccataggt	gttcctaggg	cctatggagg	ccagaagagg	gcatcagatc	2700
ctttggaact	ggaattatag	acacttgтта	cccatagagt	agattgtggg	aatgagcct	2760
ttagtcttcg	agagcggcca	gtgctcttaa	cctttggctg	tttctccagg	tctttgagac	2820
tttattttct	tggacatcag	gacaggatcc	agggctttga	gcttgtttct	tcagccagct	2880
ttcttttcat	gtatattaaa	ttttatgtta	ttttgctttc	tttttcccca	agacagaatc	2940
acactctata	tagctcaggc	tgggtttgaa	ttcagtttcc	ctgtctcagt	ctaccgggta	3000
atatgattac	agatgtgagt	ctgactttgg	tatcaaagtc	cccagccctt	ctggatatgt	3060
gttttaagga	tatcagatat	atccttgatt	tgctttgaat	tttcttttta	gttacaacat	3120
aattagttcc	gtgtcacctg	aatatgtgta	tgtcacctac	atagtcttcc	ttcttctctt	3180
cttccctctc	ccaccttccc	aggtacctgt	ctgtcttcat	atccttgtgc	tgagagtctt	3240
gttgagggag	atgatgaccg	agacagagcc	actggggaag	ggagatgggc	tagtgcaggt	3300
cttcagagag	gagctcgtga	atattgtagc	cccttagtc	cctggcatgt	cctcttgat	3360
agccaccgcc	atgctgtggc	ctggcagaag	tgaataagtt	gtccagctgt	tgacaggcct	3420
gccctccaga	cccagtctga	tccaagaaa	gggcatctgt	gtctgtctct	gaggccgtaa	3480
gtgctgcctg	gttgctcca	gcttgacttg	acactccctc	cttaataaga	gtaccacaga	3540
acagggctctg	cagagtcctt	gggccaggtc	cctgtgctgt	cctggaatgc	caggcgtgaa	3600
tttctgtgga	agtaggactt	tgctcgccaa	gctcccacgg	cttgcccttc	agatagccag	3660
aattatctgg	taccctgcat	tgcggttcaa	tacgcagagt	atcactggaa	gcgcgcgcgc	3720
gcacacacac	acacacacac	acacacacac	acacacacac	acacgcccac	tccatcttta	3780
aacccacccc	cccagcaacg	gcggtgtaaa	cactctccat	caggaagctg	aaacgcagtt	3840
gccctctgct	ggggagatga	aggcagcttg	ctggggcgga	ggaccgtgct	agcaaccttc	3900
cctggtgcaac	acgggctctg	gtgcatgacg	ggaacggaaa	cgcggaacta	aagtcagtcc	3960
tgcttttttt	tttttttttt	tttttttttt	tttttttttt	tttttttttt	ggcgttggtg	4020
gtggactgag	tgacaatcag	tgaatcact	taggttgttt	ttctcttctt	cggtgggttt	4080

-continued

gatagacggt	gggagagggt	cagaggagaa	gggagggat	ggggagagag	ggaggagga	4140
ggggcgggag	gcgggggcg	aggaaaacgt	gctaacttct	ccaatcctac	aagacaaagg	4200
tttgagaaa	gccgactga	gtgacccagc	agaaggaatc	caggaatgtc	cgctggaatc	4260
tgactgttga	ttccagcgc	atgcagagaa	tctaggctgg	taggaacatt	ctttgtccta	4320
tccgacataa	taactccaac	caacacggaa	aagaaaggct	atacaagtga	agaaatggca	4380
ttttcacttt	catgactata	caatcacttc	caggtagtaa	cacgtgtcta	gcacagcggg	4440
tctcaacctg	ggggtcacga	tccccactt	ttctgcatat	cagacatttt	tacgttgta	4500
ttcataacag	tagcaaaatt	gcagctatga	agtaacaatg	aatgcattt	atgggtgcgtg	4560
tgtgtgtgtg	tgggggggta	tcaccttaac	atttactgta	agaagggtga	gaatactgct	4620
ccagcagcta	gtgtgttga	cttaggttct	gggtatatta	ttagcaatag	ccaaccagaa	4680
tccccacca	ccacagcatt	gaggcccat	gcaggccttg	ctgggagagg	cactgataag	4740
acttctttat	gtatttattt	agagacgaat	actcattagg	taggccaagc	tagcgtcaaa	4800
ctcatggcaa	ttctctcct	ccagtttct	aagtactgga	ctcaggagtg	tggtgccatc	4860
atatacagta	aggatttatt	gactgaagaa	aatctcaagt	ggctttggtt	aatccctact	4920
acgccagagg	ctgaggcagg	aggcgcgcaa	ggtcaaggct	tgctgggct	acatatagag	4980
tgagctcaat	tttgacactt	ggtgcggtgt	tagtagtaat	agtaaagatg	aaggtgtggc	5040
tcaggtgggg	ccggtgattg	gacacacttg	gggtctcctg	gtccatctgc	agctgtgcaa	5100
caggaagagc	ggagaatgag	aggaaagaga	gaaaagacag	aatgagagag	agggaggaag	5160
agagaaaaag	gaaaagagag	aggaaaggaa	aaaggaaaat	gaggaaagcg	agaaagaaga	5220
aatgagaaaag	aggaaaggga	gaaagaaatg	agagagagaa	aagaaaagac	agaatgcgag	5280
agagggagga	agagagaaaa	aggaaaagag	agaggaaagg	aaaaaggaaa	atgaggaaaag	5340
cgagaaagaa	gaaatgagaa	agaggaaagg	gagaaagaaa	tgagagagag	aaaagaaaag	5400
acagaatgcg	agagagggag	gaagagagaa	aaaggaaaag	agagaggaag	ggaaaaagga	5460
aatgaggaa	agcgagaaaag	aagaaatgag	aaagaggaaa	gggagaaaaga	aatgagagag	5520
agaaaagaaa	agacagaatg	cgagagaggg	aggaaagagag	aaaaaggaaa	agagagagga	5580
agggaaaaag	gaaaatgagg	aaagcgagaa	agaagaaatg	agaaagagga	aaggagaaa	5640
gaaatgagag	agagaaaaga	aaagacagaa	tgcgagagag	ggaggaagag	agaaaaagga	5700
aaagagagag	gaagggaaaa	tggaaaatga	ggaaagcgag	aaagaagaaa	tgagaaagag	5760
gaaagggaga	aagaaatgag	cgagataaaa	gacagaat	gagagagggg	ggaagaaata	5820
ggaaaagaga	ggaaaggatg	gagaaaagag	agaaagaaag	agagatgaaa	gagagaaagg	5880
agaaatgaaa	tgagagagag	agagagacac	aaagagccag	agagagaaga	aaaaagggga	5940
aagagaaaga	gaaagaggaa	ggctcctctt	ggacacatct	tcctttatct	ttccctgggg	6000
accgccaaaag	cctggtggca	tactgtacat	tctgtacact	gttcattcaa	aacaggctct	6060
gtcttaaaga	tggctctgagc	ggtcagaaaa	gggtattggt	aacttgtttg	caaaactgcc	6120
tcaggagagt	gctgagtgcg	tgaaagttgc	tgcccgttaa	ggagaagtct	ctactacttg	6180
tgatctcacc	atcgaaaatt	tctttaattg	tctcctgggtg	ttctgggttt	tgcaagtttg	6240
tttctaagga	tacattcttg	ggtgatgtca	caaagtcccc	aaagacacgg	tggagctgtg	6300
ttagatgggg	aaagacagtc	tgctgaggat	ttatctggaa	ctgtcagaag	gaaaagaagg	6360
taaatggggc	acttgggaaa	gtggcctcta	gtttgacttc	tggcttagca	aaggttgtgg	6420

-continued

ggagataagg	catacacagt	agttagcagg	aggcaacagg	gtcctgggag	gacgcgaggc	6480
agaaggagag	gctgggctga	cagcatgcaa	tcattgcata	gtctccaaag	gagattgcaa	6540
catggctgag	ttttcagagg	tcctacagag	cccgtggtag	agattctgtg	ggttctgaga	6600
caacttgact	ttagccagat	ggtatctgag	taatctggga	gagagaaaac	agctacagca	6660
aacagggcca	catttagtga	cgaaactctc	actttgactg	ttgagtcatt	tgcagtgggc	6720
cctgaggtca	ggctggccct	cagctcaaaa	acaagcgagg	aactgaagca	attactcaga	6780
taatccacag	ccacagccac	tggaaagggc	cacatcccca	gagacagcac	agcaggggtg	6840
ggggtggggc	tatgagaaag	ttagtgattg	tagcagttat	ctagaatgtg	cggagcagag	6900
gaggttacac	aaaaacctag	aatgtcattc	aatgtgggaa	accgagaggc	tccaagccc	6960
taaaaggaac	agtttgcttt	cagccaaaat	ggaaataaaa	tttggggctt	aaatctggca	7020
aatgattcag	accttctgtg	taggtgtctt	taaatgcaca	gcagattgat	tttcatgttg	7080
gagtttattt	gaactaaaag	acagaaatgg	tgaaaagcac	acctgaagaa	attgagatgc	7140
tatgaataaa	atcatttact	tacagctatc	acttaattag	tacctccttc	caccttgctg	7200
atattattggg	ctagtcaagg	aagaaaagat	cttccctcct	ccttctctcc	tcctccccct	7260
cctctcctcc	tccccctccc	tccttgacct	tcctctctcc	cttttcctcc	ctccccctct	7320
tcttctcttc	acccccctct	ccccctccct	cctctgtact	cctccccctt	cctcccaatc	7380
tctttttct	cccccttctt	ctctttctcc	ccccctctct	tcctcctctt	tcctccccct	7440
ctccccctcc	ctctcctcc	tcctcttctt	cttcatctcc	ttctccttcc	tcctctctct	7500
cctcctcctt	ttccagcctt	acctaccttc	cctttcttct	tcatttattc	aaagtagctt	7560
tgaacagcac	tactcggttt	agttgtgtat	aaaaggaaaa	tgcaggtcca	agcagcttgg	7620
ggaagattgc	tttttgctct	ctggaggcag	atgatgacag	ttcaagatca	ttccttttgc	7680
tccatgtcac	aggaaggggg	acatgccgaa	tctaccagtt	tgcagccacc	tacacaggat	7740
ccaccttcac	ttctaaggaa	atgtttgggg	agctacctac	caaccacttc	tggcatctca	7800
tgggctagag	gactcttaaa	tggcactctt	atgtgtttaa	taaaggaggt	tgtgacgtgt	7860
agttttaaat	cccttcacac	caacaattgc	tactctctga	ccaaaaaaga	agggagacag	7920
gatacggcta	ggtgtctagt	agactttacc	actttgaaaa	gccttaatat	aaatcaggta	7980
gatacatctt	tttaacttat	tcttgtaaag	acaaaaacaa	aactttatct	ttatttgtgt	8040
gtatgcttgt	gtgtgtgtgc	ctgtgtgtat	accacatgtc	gctggtgccg	gagaacacca	8100
gaagagggga	cctgatctcc	tggagctaaa	gctatccatg	gttctgagct	gctgatgtg	8160
ggtgctggga	acagaactct	ggtcttctgc	aagagcaaca	agcctcctct	taactacgaa	8220
tctcctcccc	atccccccaa	atacatttaa	ttattcattt	tagcagcttt	atttcgtaac	8280
tacttatcac	agcataaaac	aaggatttta	tatatattac	atgcaatcga	ggataagagt	8340
tgaggggaga	tgcgtgtgct	ccttctgggt	gtctgtgctt	ttgaagaatg	taagcagtgc	8400
acaagggacc	gaggegtgcc	tgtctgccag	gagctgtctt	cttcccttgg	actctgagct	8460
gagtgcagtg	ctccgaagaa	gtaaaagacg	acctcatgaa	gcaatgtctt	caaccctaac	8520
atgctgtcca	gacaaagtcc	agcttcatta	gtgctctgag	gagagactta	ctgagcctca	8580
ggaaagcccc	cctcagcatg	gcgaaagtcc	actttgattg	aagtgactcg	aaagccatgg	8640
cagtgcggcg	gcgccgcgt	ggagcttgtg	ctcagctcgg	aagcggcatc	tttgtcaggc	8700
ggctgtgatt	agcacgggga	ggcaggactg	gagtgaagga	agagttgggg	gcggggctta	8760
gcgctctggg	ctcctaagct	gtagtcagcg	cctcaagatt	tgtaacctgc	cttctgcctt	8820

-continued

cccagccagg	cagtcaagtg	gctccaagct	gaagactgca	aagtgccct	aaccttttgg	8880
ttatagcgag	gctgaagaca	ccgtgctctt	tcatgaaagc	cggatgtctg	aaatccgatt	8940
tgataaatat	ggataaaacg	tataacgctc	gatcaatcga	atcgaaggag	ctcacgattg	9000
gcaccacggc	tttggggaca	acagagtact	gactcgttgg	gaggacttgg	atacttcccc	9060
tcctcttcca	tctcttcccc	tttctcact	tcctctcct	tccttctcca	ttttctcct	9120
cttcaactgtt	tcttactatt	tttacaaaag	atthttattta	tttatttatt	tattttattta	9180
tttatttatt	tattttattta	tttattttaa	gtatgctgag	acactgtagc	tgtcttcaga	9240
cacaccagaa	gagggcgtca	agttccatta	gagatggttt	cgagccacca	tgtgggtgct	9300
ggggcctctg	gaaggaccgc	cagtgctctt	aaccctgag	ccatttctcc	agtacccttc	9360
tcaccgttcc	tcttcaatct	tcttctctt	ccttctccac	tttcttctc	ttcttggttt	9420
cattatcttt	ctcccttctc	tcctcttctc	cccttcttcc	tcctccactg	tagtttctct	9480
tcctactct	tttctgct	ccctctcct	ccctctcat	tcctctcct	cttctctct	9540
tctcctctc	cctcctctc	tctcctctc	ccctctccc	tctcctctc	ccctctccc	9600
cctcctctc	ctcttctcc	ttctccacc	ctctgtcac	agtatcaatg	gcaaggggtg	9660
tctagaatgg	aggagtgtcc	cctaggcact	aacgaaagcc	agttaggatg	ctctgagacg	9720
ggtacaattc	agggagggcc	gtggggatgg	aagggttgg	ctgctgattca	ttctggagca	9780
acccccaggc	agaatcatga	ggttggttcc	ggattcgcag	ggcacaattc	agaagaggaa	9840
ggtttcagga	aggacgagtt	tgtctgagat	aggagtaca	tctgatgtct	tggcagcaga	9900
gccactgtac	aagcgtgctt	tattaaccac	gtgggattaa	atcttctttt	aaatttattt	9960
tcaactctta	aggaaacgtg	aactttcaca	ttcaaattha	gacttgcagc	tcttatgggg	10020
aaaaaaagg	gatcttaaga	atattaagca	taggcggctg	gagagatggc	tcagcgggta	10080
agagcactct	ctgctctccc	agaggtcctg	agttcaattc	ctagcaacca	cataatagtt	10140
aacaacagtc	tttaatgaat	tctaattgcc	tcttctggtg	tgtctgaaga	cagttacagt	10200
gtactcatat	aaataaaata	aagaaattta	aaaaaatgaa	tattaggcat	agattcctgg	10260
atcctaagaa	agccatcaga	gctggagcca	tgtgtgggat	cctgcttggg	gctggagggg	10320
cagagtctat	gccccgggg	ttttactta	ttatcacatt	ttcctcttgg	ttttgaaaca	10380
gggtcttgtg	tgggtccaggc	tggccttgaa	ctcatctttc	agcctctacc	tcacagggtc	10440
tgggattact	tgggtcctaa	aagtatctcc	gtcaagctcc	ctgggttatt	ggctgtgcca	10500
accaggagg	tctatacact	cgctcaggta	gagggagaag	atccgaatct	ctgacagggg	10560
ctgctgcctc	tcggggcaaa	tggagtgaag	gacagcggca	gaaggattta	ggaaagatgg	10620
acgggagagt	ggaaatgctg	cagaagccag	aaaacaaagc	aggaagcctg	ctgtccagtg	10680
gggctcaaga	gcgagggat	gcgagggggc	tgcgcaggaa	catttagcgt	ctgctctat	10740
gggggtaggg	gcggggtgcc	agcacctagt	cacctgaagg	ggaaatgctt	gcccagggag	10800
caggtctcag	tagctgacct	agagaaagga	gcgccctta	cagaggagac	acgggtcact	10860
gtttgttaaa	gtgaaggaga	aataaatatt	ctttcaaaga	atcttaggtg	agcccagttc	10920
atctgcgctg	tggaggcctg	gggaacagtt	aaaagaccc	tgacacacac	ccaaggcaaa	10980
caagcaacac	acggctcctt	ccgtaagggt	ccatgattct	ctgaagaatc	agccccggaa	11040
tcagccccgg	aatcaggtag	tccgtaaaca	caatgagtg	tttactctgc	agaagtccag	11100
cctgctggcg	tctccatta	ccaaaataga	gggatagtca	cgtgagctca	ccggctcgat	11160

-continued

ttaaggcacg	tggttttcca	gggtagatga	gctttggctt	ctggaacat	tatggggcac	11220
gaaggatgga	gccaggattt	ttttttttt	ttttttttc	tattagcaat	tgatttgctt	11280
gggcttggct	ggacttgccc	agttcttagg	cccagtcttc	ttaactgccg	atctgaagtc	11340
tgcatggag	tcagcctagc	cttctcactt	cccttcagct	cgaataggaa	gaggaggtgc	11400
acaccagatg	gtctgagagc	agggataaat	ggtgtgcctt	tgtctttcag	tatttcgtta	11460
ttttaagtag	gaagatgctt	ttctgtatta	cattgcttgt	gaaaccgaa	gttgattcgg	11520
ggcacaggac	aatggatttg	gtgttttgca	aggactgttt	cagaagagag	aggagtggaa	11580
gggtggttag	agtgaggagt	ggggtgggac	gggatggggg	aagagaagga	agggccagac	11640
aggctaggta	gggctgagag	gaggcgggtg	gaacttcttg	agttagcgca	gcagtaaact	11700
tggatgtgcg	tgtatctttg	tgatatatga	cccggagccg	tgtagctggc	tccgatagta	11760
ctgctaagt	cagtgtcggg	gggggggggt	cccatactgt	tccacagggg	ctgcacattc	11820
ccatcgagag	caggagggct	cctctctcca	tacatcctcg	ccagcattcc	ttgttgtttc	11880
tgtgatgaca	gggggtggga	tgaaatctct	ctgttggttt	gagagaccgt	gaagaagctc	11940
aacccagga	cattttgcag	tcttggaaag	cagtgcctcc	atgtggagcc	gtggagccca	12000
tctctgagtc	caggctactc	ttgcagttcg	cactcagctc	ttcagatgca	ggagagacgt	12060
tggtgggaaa	gcaagattgt	ttgcttgttg	agatagacac	attctccaca	caaaggctca	12120
cgtggggcaa	aggctgattg	acgtacagcg	ttcaggaacg	cctgtggtag	agctatgatt	12180
agctgtctcc	atctatgaag	cagacaaaga	gttataaaaa	aatcaatgt	tttcaaattg	12240
tcaaactttt	aacccgacag	caagcgctct	gtccctgggc	taatccctag	ccctggtttc	12300
ttgagatggg	gtcttttg	cactagactg	gcctagaact	cacgatctta	gtgttccagc	12360
ctcccagctg	ctgggatgag	ccgctataac	cagtctgcct	gccttcctaa	attttaagtg	12420
atgggaagtg	ggggagaata	cagtttaaag	tatgcagatc	tgagagcagg	aacctggcaa	12480
agccaagggg	ccggagttag	aggcggctaa	catgggtgct	gggaactgac	ccaggtcctt	12540
gagaggagca	gtgtgtactc	ttgaccaaac	aggtccgtct	ctccagtccc	cgtagtatta	12600
aaaataggta	ctacgggcat	ggtggtgcac	acctttaatc	ccagcactag	ggaggcagag	12660
gcaggtggat	ttctgagttt	gaggccagcc	tggtctacaa	aatgagttcc	aggacagcca	12720
cggctataca	gagaaaccct	gtcttgaaaa	caaaacaaca	acaaaatagg	tactacaaag	12780
cgatgtaatt	gtgctcaaac	atgcaaaccg	aggggactgt	atgcataaga	aagagaaaga	12840
cggccacact	ggttctatct	gggtgacagg	aatcagtat	ttttattttt	cacattcatt	12900
ttttgttgt	tggtgttgac	acagtgattt	ttctatcaaa	aacattattt	cttttatagt	12960
tcccctgagg	agctgttttt	aaagccgtgc	ttgaaaaac	cattgaagga	gcagaggcag	13020
ggagactcct	gtgtggcagt	cggatgaagca	ggcctctgc	aggcaggctg	gcctggact	13080
tgggagtctc	ttccctccc	tcctgtgctc	aaatagcaaa	tgtcaggctt	caatgtagct	13140
agaaggttct	agaatgatta	agtttccaag	gctgaagagc	ttccctgttt	gcctttcact	13200
tcctggaga	ggtcgttg	tgttccggag	tctgcaaggt	gcctttggtg	atgcccgttg	13260
ttcatctcgg	gagattccgc	ctggaggacc	caagttcaag	ccctgcctga	gctacagagt	13320
gactttcagg	tcttctgccc	aattcagtga	gaccagctct	acaaataaaa	agtaaaaaga	13380
aggctgtgga	tggaactcgg	tggtagagtt	ctgggtttac	tcctagagg	aggggagaag	13440
gaggaggagg	gaggaggaag	aggaagaaag	aagaagagaa	gggaagagga	gaaggaaggg	13500
aggaagggg	ctgacaagaa	gagagaagag	ggaggagggg	gagggaaggg	aaggggaag	13560

-continued

```

gaagggaggg aaggggctga caagaagaga gaagagggag ggaggggagg gaaaggaagg 13620
ggaaagaaga gaagggtaag aagaaactgt tccaatggtc tgggccacag agtgatggcc 13680
ttttgtggtg atcagctgta atccttgatt tgacacaacc tagaatctgg gaagcgagtt 13740
tctgtgaagg agcattcaca ctggctggcc tgtggcgctg catgtgggag actgtcataa 13800
ttaggttcat taatacagga agtcccagcc cactacaaat ggcttcgttc cataccaag 13860
agatgctaac tgtagacggt tggagaaagc aagcaagctg tggatacccc acgctctttc 13920
acctcggtc ctggggggtg ggtgcactgt gtctcttggg attttaaagt cctgccttga 13980
cgtccctgct gtgacagact gtaactggaa ttgtgagctt tagtcctta gttttctacg 14040
ttggtttttc tcaggatatt ttatcgcagt aacagaaaca agaccaggac acttgatctc 14100
ctctgatcaa cactgaagag ttacaaaaca ggctgaggaa acaaactttc ttctccctct 14160
ccccctctg tccctccct tccctctcgc tccctccctt gccccctctc tccctgtctc 14220
tgtctctgct tctgtctctg tctctgtctc tgtctctgct tctccctctc cctccctctc 14280
ctctgtctct gtctctgtct ctgtctctgt ctctgtctct gtctctgtct ctttctctct 14340
tatctcctaa atggctggag gccatgctag ctcaatgctg aactttgaac acgtatttag 14400
gaaatctttg ttcttaacag ttctgaagtg ctgaagtggg ggtttagtct ctgggctga 14460
caagctcact tctctcact ctgtcttaat gaccaaactt gccatttccc taaaacagca 14520
caggctccag ctccagggtg ctccggagcg gag 14553

```

```

<210> SEQ ID NO 7
<211> LENGTH: 34
<212> TYPE: DNA
<213> ORGANISM: Artificial sequence
<220> FEATURE:
<223> OTHER INFORMATION: synthetic

```

```

<400> SEQUENCE: 7

```

```

ataacttcgt ataatgtatg ctatacgaag ttgt 34

```

```

<210> SEQ ID NO 8
<211> LENGTH: 34
<212> TYPE: DNA
<213> ORGANISM: Artificial sequence
<220> FEATURE:
<223> OTHER INFORMATION: synthetic

```

```

<400> SEQUENCE: 8

```

```

ataacttcgt ataatgtata ctatacgaag ttag 34

```

```

<210> SEQ ID NO 9
<211> LENGTH: 60
<212> TYPE: DNA
<213> ORGANISM: Artificial sequence
<220> FEATURE:
<223> OTHER INFORMATION: synthetic

```

```

<400> SEQUENCE: 9

```

```

agattctgtg ggctctgagg caacttgacc tcagccagat ggtatttgaa taacctgctc 60

```

```

<210> SEQ ID NO 10
<211> LENGTH: 54
<212> TYPE: DNA
<213> ORGANISM: Rattus norvegicus

```

```

<400> SEQUENCE: 10

```

-continued

agattctgtg ggttctgaga caacttgact tcagccagat ggcatttgaa taac 54

<210> SEQ ID NO 11
 <211> LENGTH: 59
 <212> TYPE: DNA
 <213> ORGANISM: Mus musculus

<400> SEQUENCE: 11

agattctgtg ggttctgaga caacttgact ttagccagat ggtatttgag taatctggg 59

<210> SEQ ID NO 12
 <211> LENGTH: 59
 <212> TYPE: DNA
 <213> ORGANISM: Homo sapiens

<400> SEQUENCE: 12

agattcagtg ggctttggga cagcttgact tcaactagat ggtatttgaa taatctgct 59

<210> SEQ ID NO 13
 <211> LENGTH: 624
 <212> TYPE: DNA
 <213> ORGANISM: Artificial sequence
 <220> FEATURE:
 <223> OTHER INFORMATION: synthetic

<400> SEQUENCE: 13

ttcttgagtt ccgccaacgc ctagtgacat cctgtgcaca ccctaagggtg gcctttgtgt 60

ggcactggct tgggtggctg ggaaaggcat tttcagcttg ttgcagaact gccacagtag 120

catgctgggt ccgtgaaagt ttctgcccgt taacaagaag tctctactac ttgtgacctc 180

accagtgaaa atttctttaa ttgtctcctg gtgttctggg ttttgcatth ttgtttctta 240

aggatacatt cctgggtgat gtcataaagt ccccaaagac acagtggggc tgtgttggat 300

tgggaaagat gatttatctg ggggtgtcaaa aggaaaagaa gggaaacagg cacttgggaa 360

aatgtcctcc cgcccaccg aatthtggct tggcaaccgt ggtggaggag caagaaacac 420

gtggacgtht gaggaggcat ggggtcctag gaggacagga agcagaagga gagagctggg 480

ctgacagcct gcaggcattg cacagthtca gaaggagatt acagcatgac tgagthtthta 540

gggatccaac agggacctgg gtagagattc tgtgggctct gaggcaactt gacctcagcc 600

agatggtatt tgaataacct gctc 624

<210> SEQ ID NO 14
 <211> LENGTH: 665
 <212> TYPE: DNA
 <213> ORGANISM: Rattus norvegicus

<400> SEQUENCE: 14

tttatctthc cctggggaca gccaaagcct ggtggcatcc tctgtgaagt gttcattcaa 60

gacaggctct gtcttaaagg tggccttcgc atggcgctgg cactggccgg ggcagtcagg 120

agagggtatt tttagcttct ttgcagaatg gcctcaggag cgtgctgagt ctgtgaaagt 180

tgctgccagt taaggagaag tctctaccac tcgtgacctc accattgaaa atttctttaa 240

ttgtctctc gtgttctggg cthtgcagth ttgttcctaa ggatacattc ttgggtgatg 300

tcacgaagtc cccaagaca cagtggggct gtgttagatc gggacagaca atattgctga 360

ggatthtct gaagggtgca aaaggagaag aagggaaca gggcactcag ggaaatggcc 420

tctagtctga gthtctggctc agcaacagag gtggggagat aaggcacaca cagtggthtag 480

aaggagtcac caggthtctg ggaggacagg aggcaggaga ggcaggctg acagtgtgca 540

-continued

```

atcattgtgt agtctcccaa ggagattaca acatggctga attttcaggg gtccaacgga 600
gactgtagtg gagattctgt gggttctgag acaacttgac ttcagccaga tggcatttga 660
ataac 665

```

```

<210> SEQ ID NO 15
<211> LENGTH: 655
<212> TYPE: DNA
<213> ORGANISM: Mus musculus

```

```

<400> SEQUENCE: 15

```

```

tttatctttc cctggggacc gccaaagcct ggtggcatac tgtacattct gtacactggt 60
cattcaaaac aggctctgtc ttaaagatgg tctgagcggc cagaaaaggg tattgttaac 120
ttgtttgcaa aactgcctca ggagagtgtc gactgctgga aagttgctgc ccgtaagga 180
gaagtctcta ctacttgtga tctcaccatc gaaaatttct ttaattgtct cctgggtgttc 240
tgggttttgc agttttgttt ctaaggatac attcttgggt gatgtcacia agtccccaaa 300
gacacgggtg agctgtgtta gatggggaaa gacagtctgc tgaggattta tctggaactg 360
tcagaaggaa aagaaggtaa atggggcact tgggaaagtg gcctctagtt tgacttctgg 420
cttagcaaag gttgtgggga gataaggcat acacagtagt tagcaggagg caacagggtcc 480
tgggaggacg cgaggcagaa ggagaggctg ggctgacagc atgcaatcat tgcatagtct 540
ccaaaggaga ttgcaacatg gctgagtttt cagaggctct acagagcccc tggtagagat 600
tctgtggggt ctgagacaac ttgactttag ccagatggta tttgagtaat ctggg 655

```

```

<210> SEQ ID NO 16
<211> LENGTH: 706
<212> TYPE: DNA
<213> ORGANISM: Homo sapiens

```

```

<400> SEQUENCE: 16

```

```

agaaacacaa cttctcccag ggagagtcaa gagagcagtg tcatttccta taaaatgtcc 60
aaggccaatc ccaggccccg gtgtcagccc ttgctgtgtg cactggcacc agcagccaga 120
aaggttactt gtgacttgtt ttcagtgttt tctctggagt gtctgaaag ctggcagtg 180
ttctgcctcg tcagaagagg cctcattcat ttgggttgt accagcaact taaaaagttt 240
tttttttct tcctcttcc agtgtaata gattttgaaa gaggcatttt tgtttctaat 300
tacaaattcc tgggtgatgt cattaagccc tcaaacaccc ggtgaggcgc gactgaatg 360
gggaaagaca atatgctaac aagttatctg aggggtcag aaagaaatga tgaaaaacag 420
tacagttggg ggaaatgttt tccagcctgc tttctggttt tagcgactgc atgggaagag 480
ataagacaca catggctttt ataaggagcc atcgggatct ctaggggaca tgaggcagga 540
gaaaagaatt gggctgaaag catccaatca tcacatattc acggagaaag agattacaat 600
atagcagagg aagctcttcc agggctccta caggacctt tgggcaaaga ttcagtgggc 660
tttgggacag cttgacttca actagatggg atttgaataa tctgct 706

```

```

<210> SEQ ID NO 17
<211> LENGTH: 268
<212> TYPE: DNA
<213> ORGANISM: Artificial sequence
<220> FEATURE:
<223> OTHER INFORMATION: synthetic

```

```

<400> SEQUENCE: 17

```

-continued

```

ttagagggaa aacagacata gcaaacagag ccacgtttag tgatgaaact ctcaactttgc    60
ctgagtcatt tgcggccatg cccaggggtc aggtgacac tcaactcaaa aacaagtgag    120
aaattgaaga caatccgtgg tggcagctac tgggaagggcc accacatccc cagaaagagt    180
ggagctgcta aaaagccatt tgtgataggc acagttatct tgaatgcatg gagcagagat    240
tacggaaaaa tcgagaatgt taatgagg                                     268

```

```

<210> SEQ ID NO 18
<211> LENGTH: 265
<212> TYPE: DNA
<213> ORGANISM: Rattus norvegicus

```

```

<400> SEQUENCE: 18

```

```

agctccagca agcacagcca catttaggga tgaaactctc actttgactg tgagtcacgt    60
gtagctgtgt cccgaggtca ggctggccct cagctcaaaa acaagtgagg gattgaagca    120
attactcaga taattcacag ccacagctac ggggagggcc gcatccccag aaacatcggg    180
gttactataa agctagtggg ggtcacagtt atcttgaatg tatggagcag aggagattac    240
agaaaaacct agaatgtaa tgagg                                     265

```

```

<210> SEQ ID NO 19
<211> LENGTH: 284
<212> TYPE: DNA
<213> ORGANISM: Mus musculus

```

```

<400> SEQUENCE: 19

```

```

agagagaaaa cagctacagc aaacagggcc acatttagtg acgaaactct cactttgact    60
gttgagtcatt ttgagtgagg ccctgaggtc aggtggccc tcagctcaaa aacaagcgag    120
gaactgaagc aattactcag ataatccaca gccacagcca ctggaaaggg ccacatcccc    180
gagacagcac agcaggggtg ggggtggggc tatgagaaaag ttagtgattg tagcagttat    240
ctagaatgtg cggagcagag gaggttacac aaaaacctag aatg                                     284

```

```

<210> SEQ ID NO 20
<211> LENGTH: 287
<212> TYPE: DNA
<213> ORGANISM: Homo sapiens

```

```

<400> SEQUENCE: 20

```

```

ggagagaaaa cagatatagc acacactgtc acatttagcg ttgaaactct cggtttgact    60
atgagtaatg ttcagccatg cccaagggtc aggcctacac tcaactcagaa acaagtgggg    120
aattgaagca attattcaga taatccatag acatagctac tggccagtgc tgcacccttg    180
atttagccca gaaacagtaa tgctattata agctgttggg gatttgtgga gcaatcttga    240
attattaag gaaaggagat tatagaaaaa tccagaatgc caatggg                                     287

```

We claim:

1. An isolated cell comprising at least one exogenous nucleic acid integrated within, or 5' or 3' to, an expression-enhancing expression and stability region (EESYR) sequence, wherein the EESYR sequence is selected from the group consisting of SEQ ID NOS: 1-5.

2. The cell of claim 1, wherein the at least one exogenous nucleic acid comprises at least one of an integration site and a first gene of interest (GOI).

3. The cell of claim 1, wherein the exogenous nucleic acid is introduced into or adjacent to the EESYR sequence by

55

homologous recombination, site-directed integration, random mutagenesis, integrase technology, or through the action of a recombinase.

4. The cell of claim 2, wherein the integration site is a recombinase recognition site.

5. The cell of claim 4, wherein the recombinase recognition site is selected from the group consisting of a LoxP site, a Lox511 site, a Lox2272, and a Frt site.

6. The cell of claim 2, wherein a first gene of interest (GOI) is immediately adjacent to an integration site and operably linked to the EESYR sequence.

7. The cell of claim 2, wherein the first GOI encodes a protein selected from the group consisting of an immunoglobulin or an antigen-binding fragment thereof, an Fc fusion protein, and a receptor or ligand-binding fragment thereof.

8. The cell of claim 7, wherein the first GOI encodes a protein selected from the group consisting of an antibody light chain or antigen-binding fragment thereof, an antibody heavy chain or antigen-binding fragment thereof, and an Fc fusion protein.

9. The cell of claim 6, wherein the first GOI is immediately adjacent and 5' of a first recombinase recognition site, and immediately adjacent and 3' of a second recombinase recognition site.

10. The cell of claim 9, further comprising a second GOI immediately adjacent and 3' of the second recombinase recognition site.

11. The cell of claim 10, further comprising a third recombinase recognition site immediately adjacent and 3' of the second GOI.

12. The cell of claim 2, further comprising at least one marker gene.

13. The cell of claim 12, wherein the at least one marker gene is selected from the group consisting of a drug resistance gene and an expression reporter gene.

14. The cell of claim 2, wherein the first GOI is operably linked to a promoter.

15. The cell of claim 9, further comprising a promoter operably linked to the first GOI and a promoter operably linked to the second GOI.

16. The cell of claim 15, wherein the first GOI encodes a light chain of an antibody and the second GOI encodes a heavy chain of an antibody.

17. The cell of claim 15, wherein the first GOI encodes a heavy chain of an antibody and the second GOI encodes a light chain of an antibody.

18. The cell of claim 11, wherein the second and the third recombinase recognition sites are in an orientation opposite to the first recombinase recognition site.

19. The cell of claim 11, wherein the first, second, and third recombinase recognition sites are different.

20. The cell of claim 14, wherein the promoter is operably linked to an operator.

21. The cell of claim 20, wherein the promoter comprises a eukaryotic promoter, and the eukaryotic promoter is operably linked to a prokaryotic operator.

* * * * *