



US009931458B1

(12) **United States Patent**  
**Di Naro**

(10) **Patent No.:** **US 9,931,458 B1**  
(45) **Date of Patent:** **Apr. 3, 2018**

(54) **MULTI CHAMBER FLEXIBLE BAG AND METHODS OF USING SAME**

4,608,043 A \* 8/1986 Larkin ..... A61J 1/2093  
206/219

(71) Applicant: **ADIENNE Pharma & Biotech SA,**  
Lugano (CH)

4,973,327 A 11/1990 Goodrich et al.

4,994,056 A 2/1991 Ikeda

5,114,004 A 5/1992 Isono et al.

5,176,634 A 5/1993 Smith et al.

5,309,649 A 5/1994 Bergmann et al.

5,385,547 A 1/1995 Wong et al.

5,462,526 A 10/1995 Barney et al.

5,501,887 A 3/1996 Tanaka et al.

5,853,388 A 12/1998 Sernel

5,865,309 A 2/1999 Futugawa et al.

6,123,696 A 9/2000 Coelho et al.

6,186,998 B1 2/2001 Inuzuka et al.

6,517,526 B1 2/2003 Tamari

(Continued)

(72) Inventor: **Antonio Francesco Di Naro,** Morcote  
(CH)

(73) Assignee: **ADIENNE PHARMA & BIOTECH**  
**SA,** Lugano (CH)

(\*) Notice: Subject to any disclaimer, the term of this  
patent is extended or adjusted under 35  
U.S.C. 154(b) by 0 days.

(21) Appl. No.: **15/667,785**

(22) Filed: **Aug. 3, 2017**

**Related U.S. Application Data**

(62) Division of application No. 15/609,870, filed on May  
31, 2017.

(51) **Int. Cl.**  
**A61B 19/00** (2006.01)  
**A61M 5/14** (2006.01)

(52) **U.S. Cl.**  
CPC ..... **A61M 5/1407** (2013.01); **A61M 5/1411**  
(2013.01); **A61M 5/1413** (2013.01)

(58) **Field of Classification Search**  
CPC . A61M 5/1407; A61M 5/1411; A61M 5/1413  
USPC ..... 604/403–416  
See application file for complete search history.

(56) **References Cited**

**U.S. PATENT DOCUMENTS**

4,365,629 A 12/1982 Pert et al.  
4,458,811 A 7/1984 Wilkinson

**FOREIGN PATENT DOCUMENTS**

CN 104443822 A 3/2015  
WO 2016183018 A1 11/2016

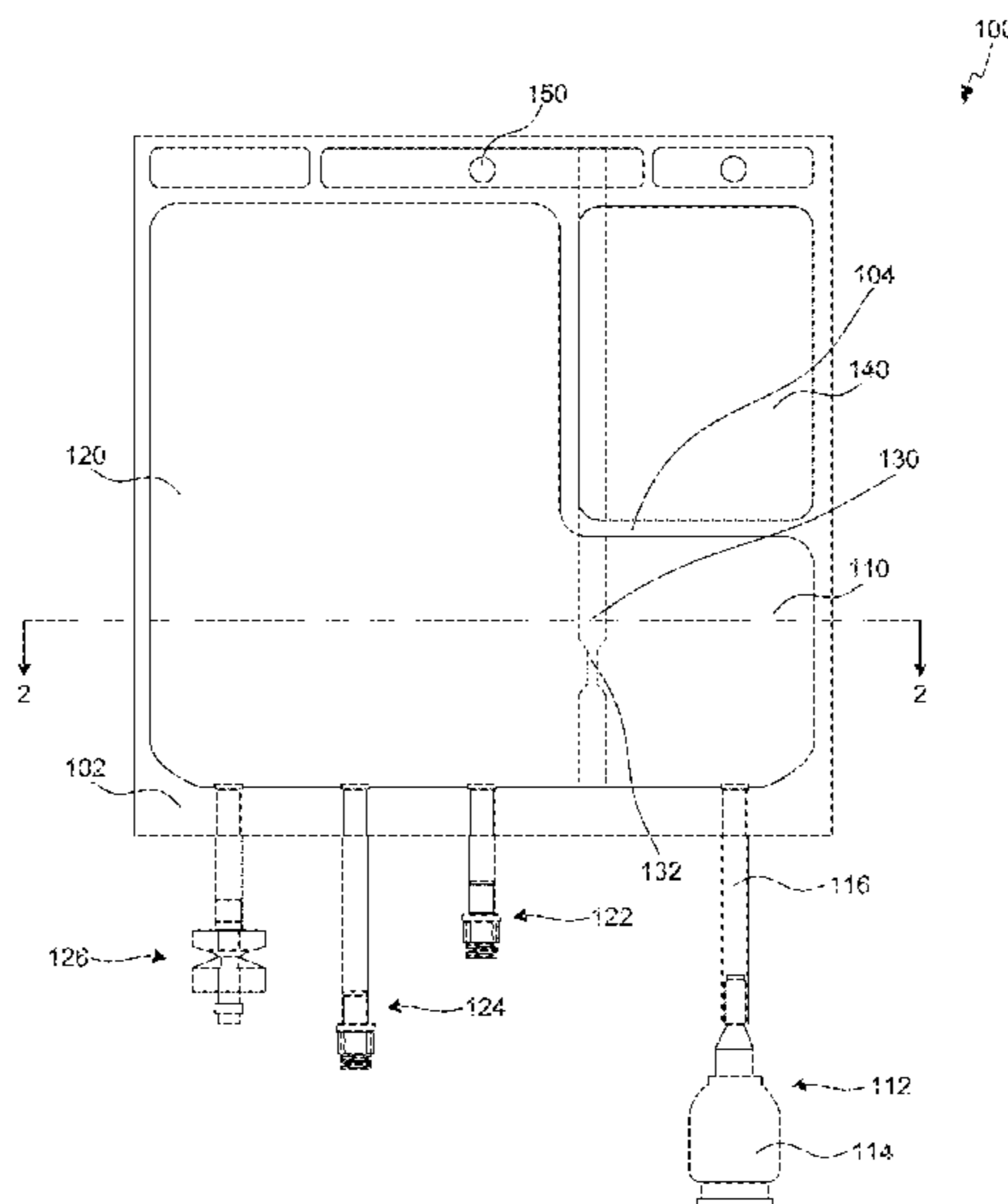
*Primary Examiner* — Philip R Wiest

(74) *Attorney, Agent, or Firm* — Sterne, Kessler,  
Goldstein & Fox P.L.L.C.

(57) **ABSTRACT**

A method of preparing a pharmaceutical product in a single multiple chamber flexible bag. A pharmaceutical product is introduced in a liquid state into a first chamber of the flexible bag through a first port. The pharmaceutical product is lyophilized within the first chamber of the flexible bag to provide a lyophilized pharmaceutical product. The flexible bag has a second chamber and the first chamber and the second chamber are separated by a breakable seal. The second chamber further includes a reconstituting solution for reconstituting the lyophilized pharmaceutical product in the first chamber. A user may apply pressure to the flexible bag to break the seal and mix the lyophilized pharmaceutical product and the reconstituting solution to order to administer the pharmaceutical product to a patient.

**15 Claims, 9 Drawing Sheets**



(56)

**References Cited**

U.S. PATENT DOCUMENTS

6,645,191	B1	11/2003	Knerr et al.	
6,773,425	B1	8/2004	Tamari	
6,814,724	B2	11/2004	Taylor	
6,996,951	B2 *	2/2006	Smith .....	A61J 1/10 53/425
7,169,138	B2	1/2007	Becker et al.	
7,169,547	B2	1/2007	Rubinstein et al.	
7,776,022	B2	8/2010	McCarthy et al.	
7,658,279	B2	9/2010	Oka et al.	
8,096,971	B2	1/2012	Bassarab et al.	
8,343,128	B2	1/2013	Nagao et al.	
8,449,520	B2	5/2013	Pepper et al.	
8,863,532	B2	10/2014	Voute et al.	
8,979,817	B2	3/2015	Chung et al.	
9,278,051	B2	3/2016	Inoue et al.	
9,346,571	B2	5/2016	Provitera	
9,561,893	B2	2/2017	Root et al.	
9,636,297	B2	5/2017	Simonnet et al.	
2001/0047162	A1	11/2001	Yugari	
2004/0134802	A1	7/2004	Inoue et al.	
2007/0074980	A1	5/2007	Bankoski et al.	
2008/0268058	A1 *	10/2008	Keenan .....	C08F 216/38 424/489
2010/0049156	A1 *	2/2010	Dickhorner .....	F26B 5/06 604/403
2013/0131174	A1 *	5/2013	Castillo .....	A61K 9/0019 514/564
2016/0058663	A1 *	3/2016	Kumar .....	A61M 5/14 206/232
2016/0000650	A1	7/2016	Gobbi et al.	
2017/0203871	A1	7/2017	Murto et al.	

\* cited by examiner

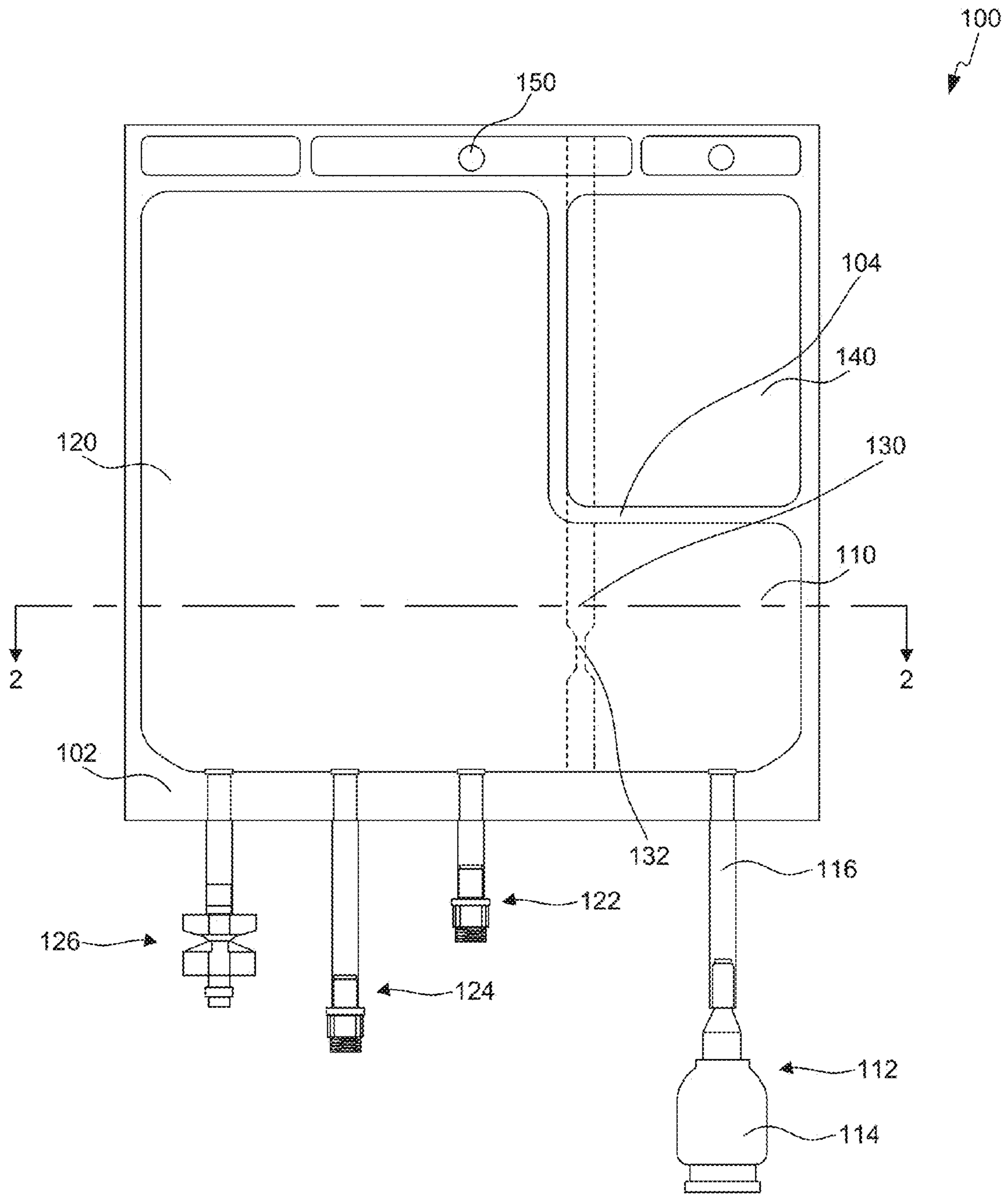


FIG. 1

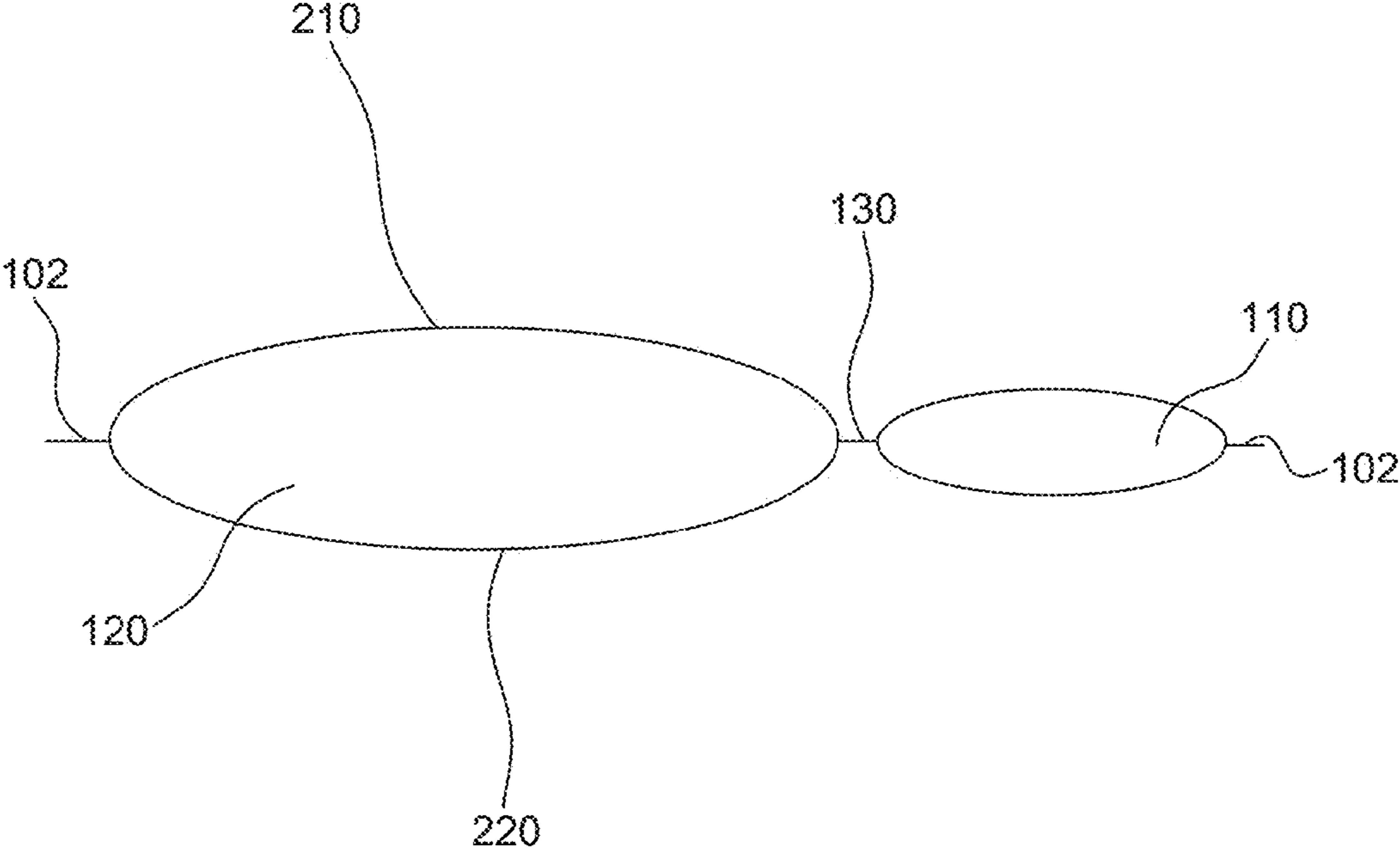


FIG. 2

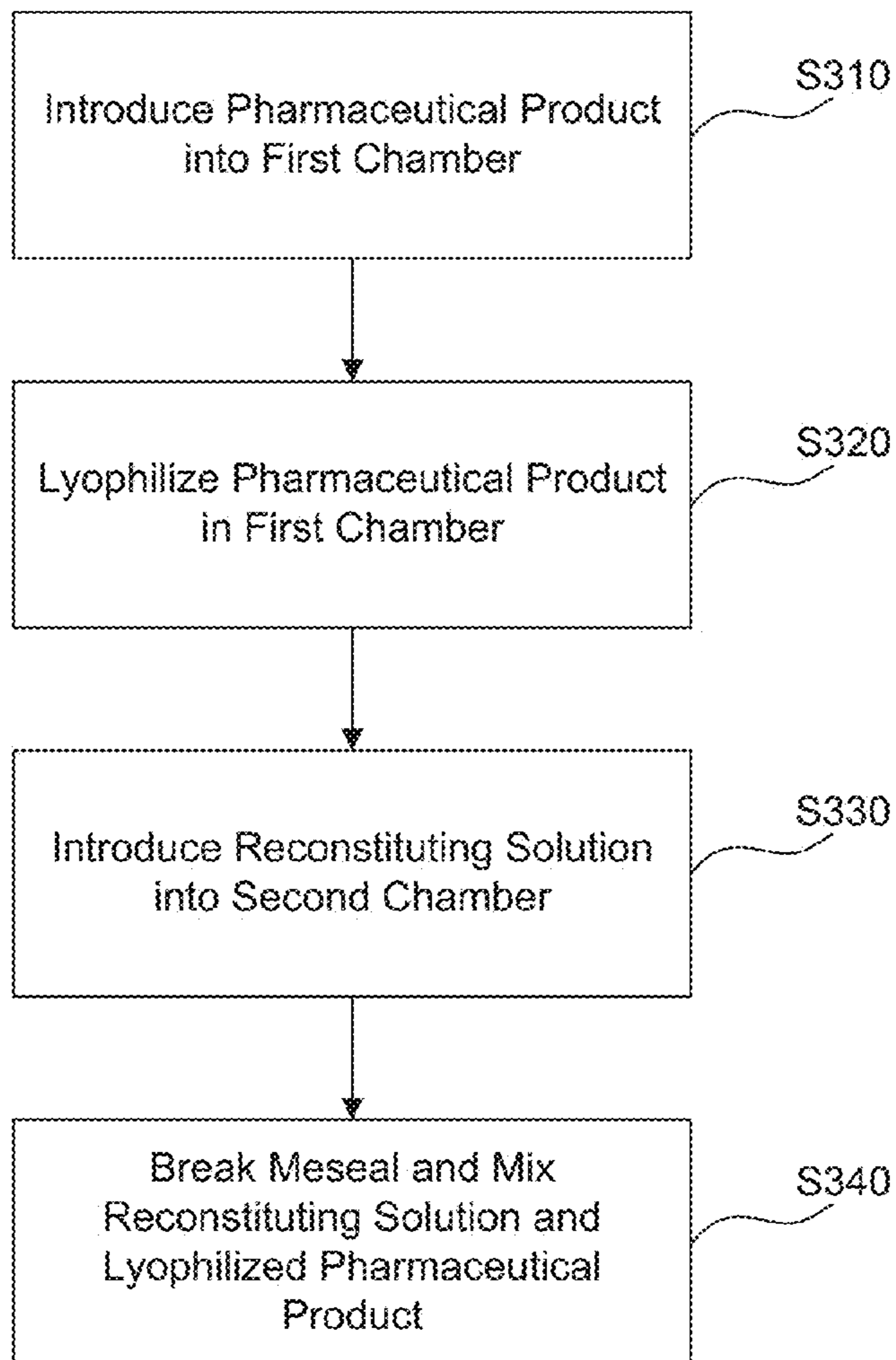


FIG. 3

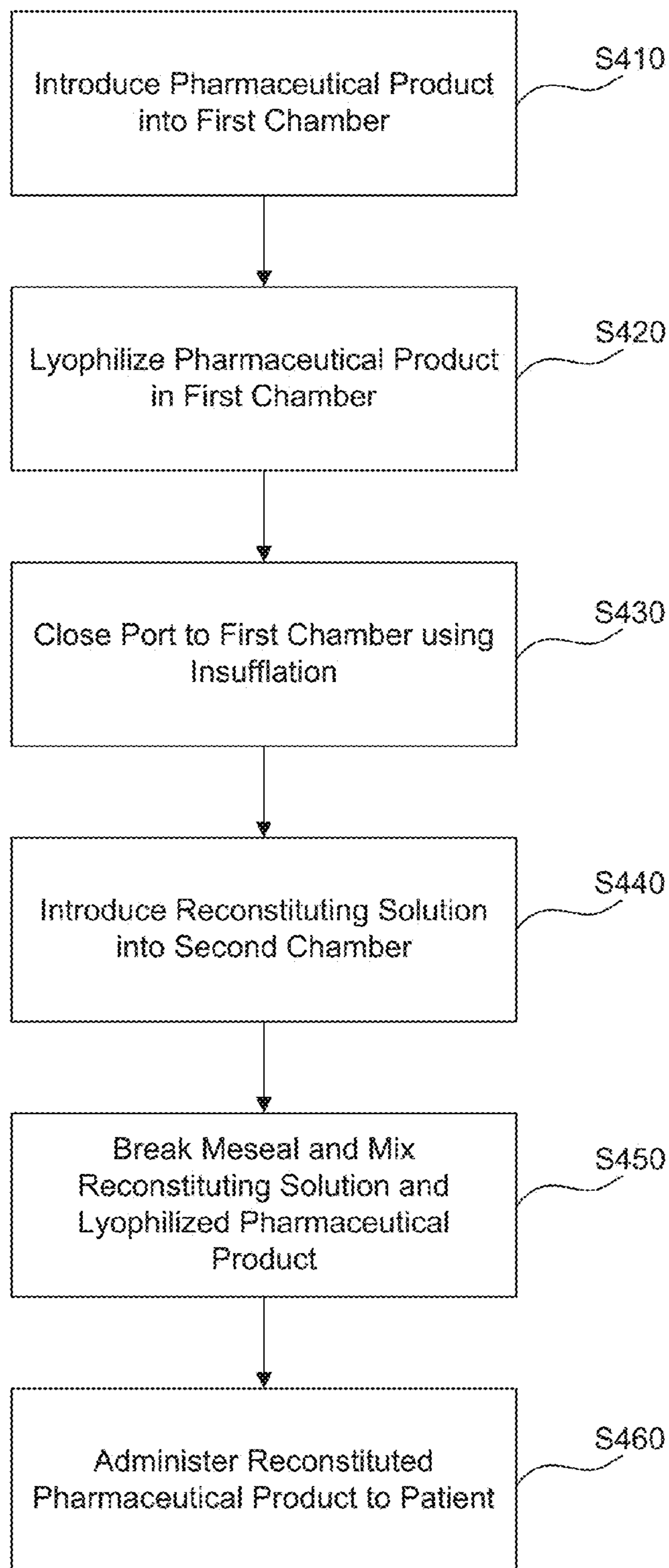


FIG. 4



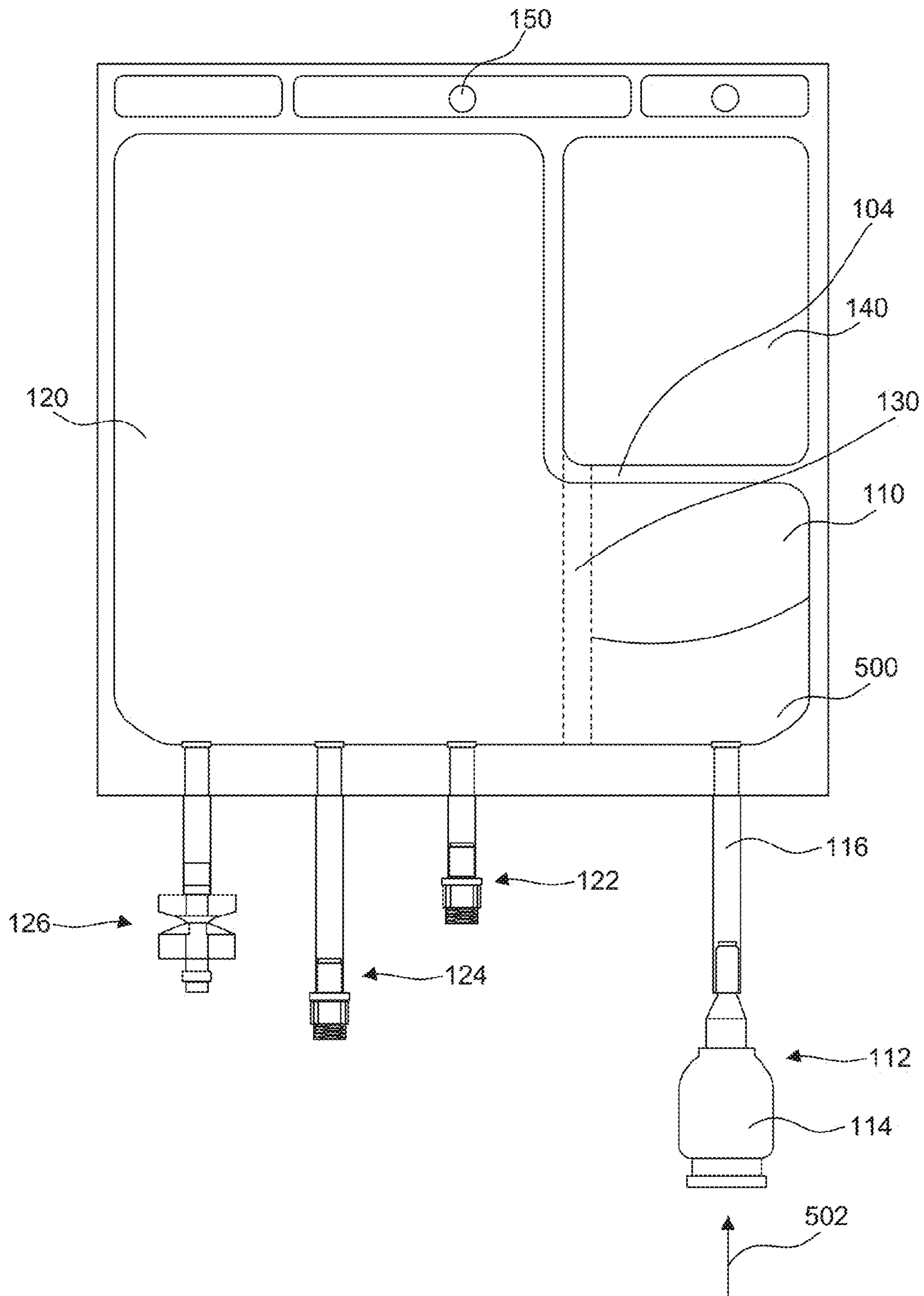


FIG. 5

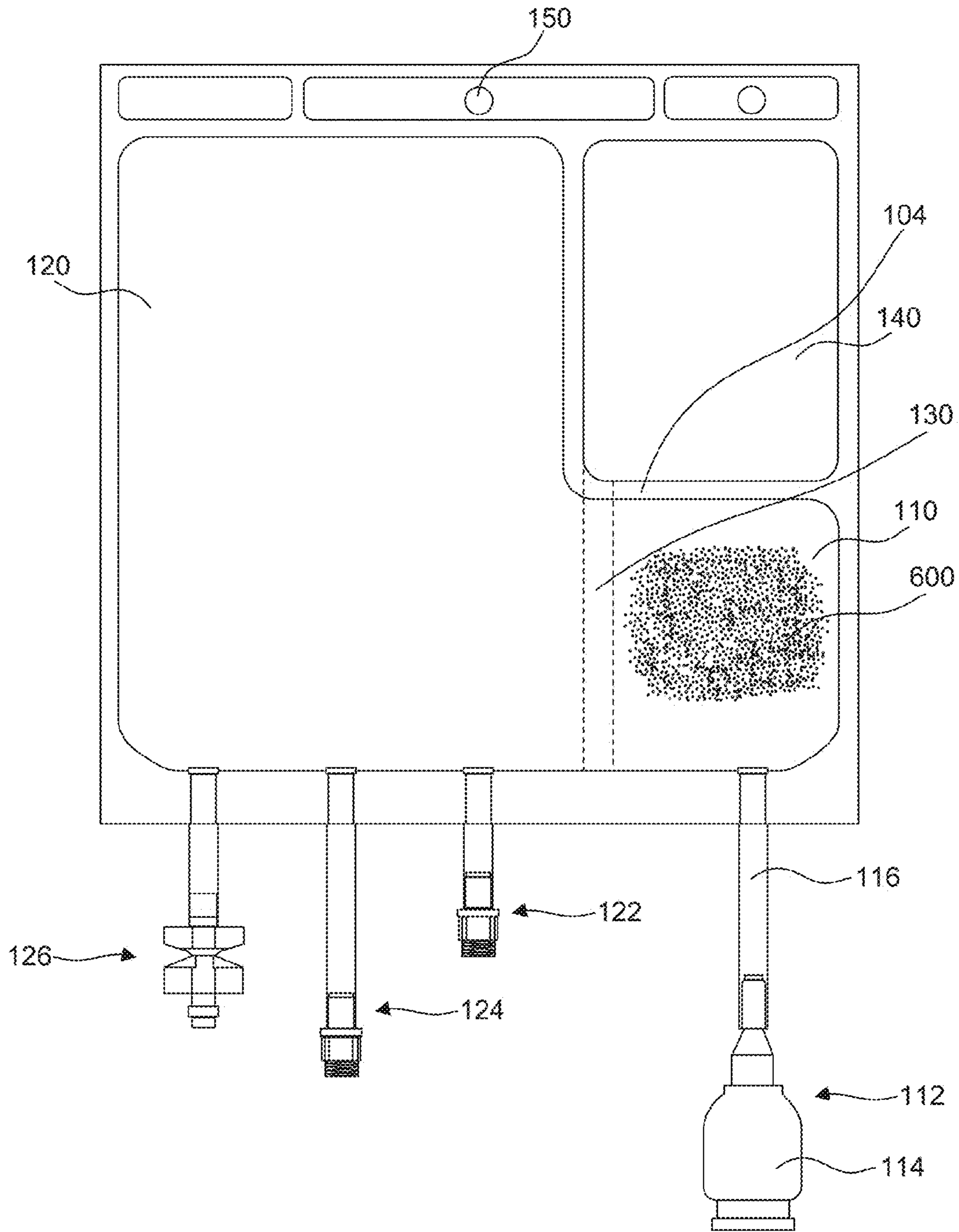


FIG. 6



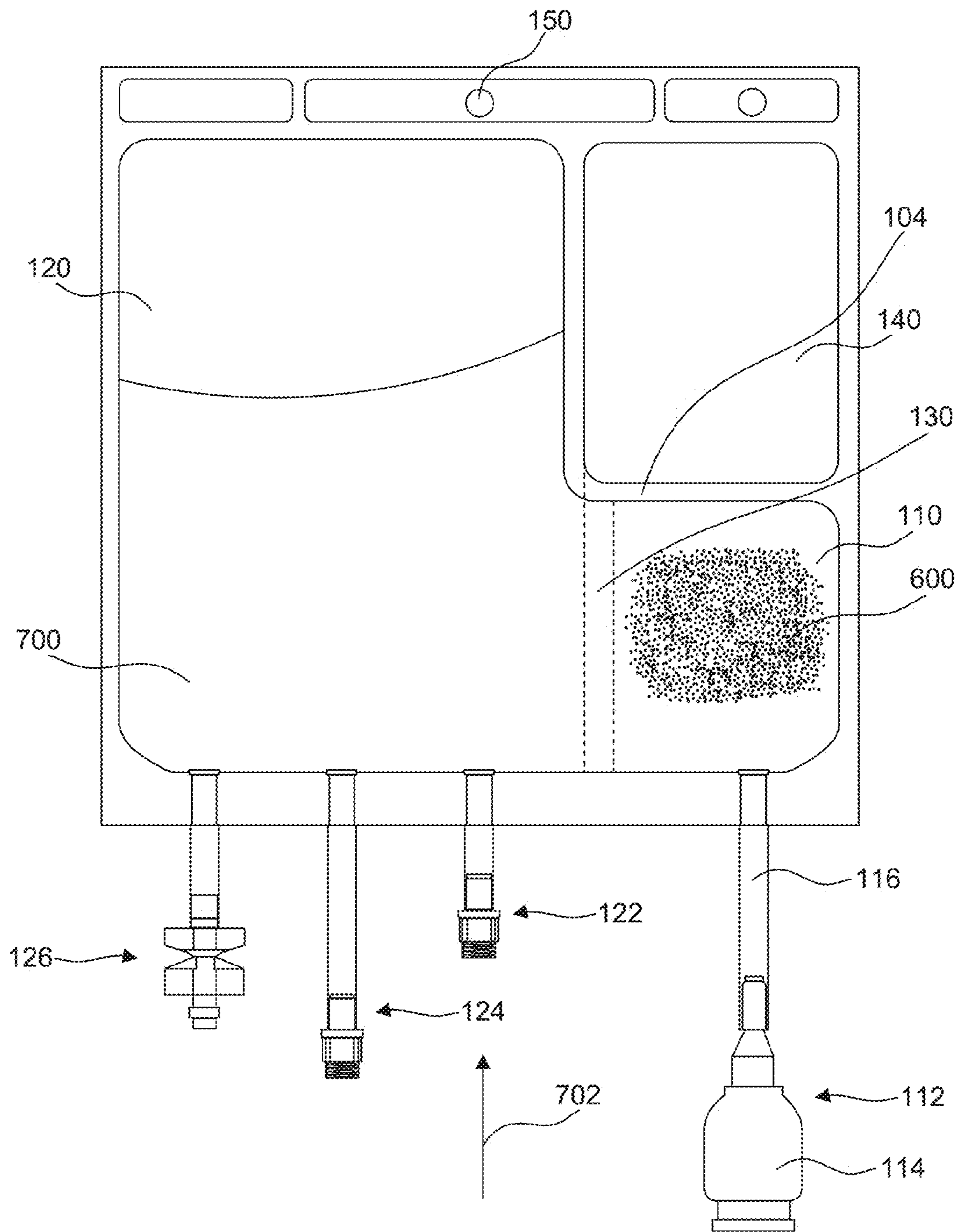


FIG. 7

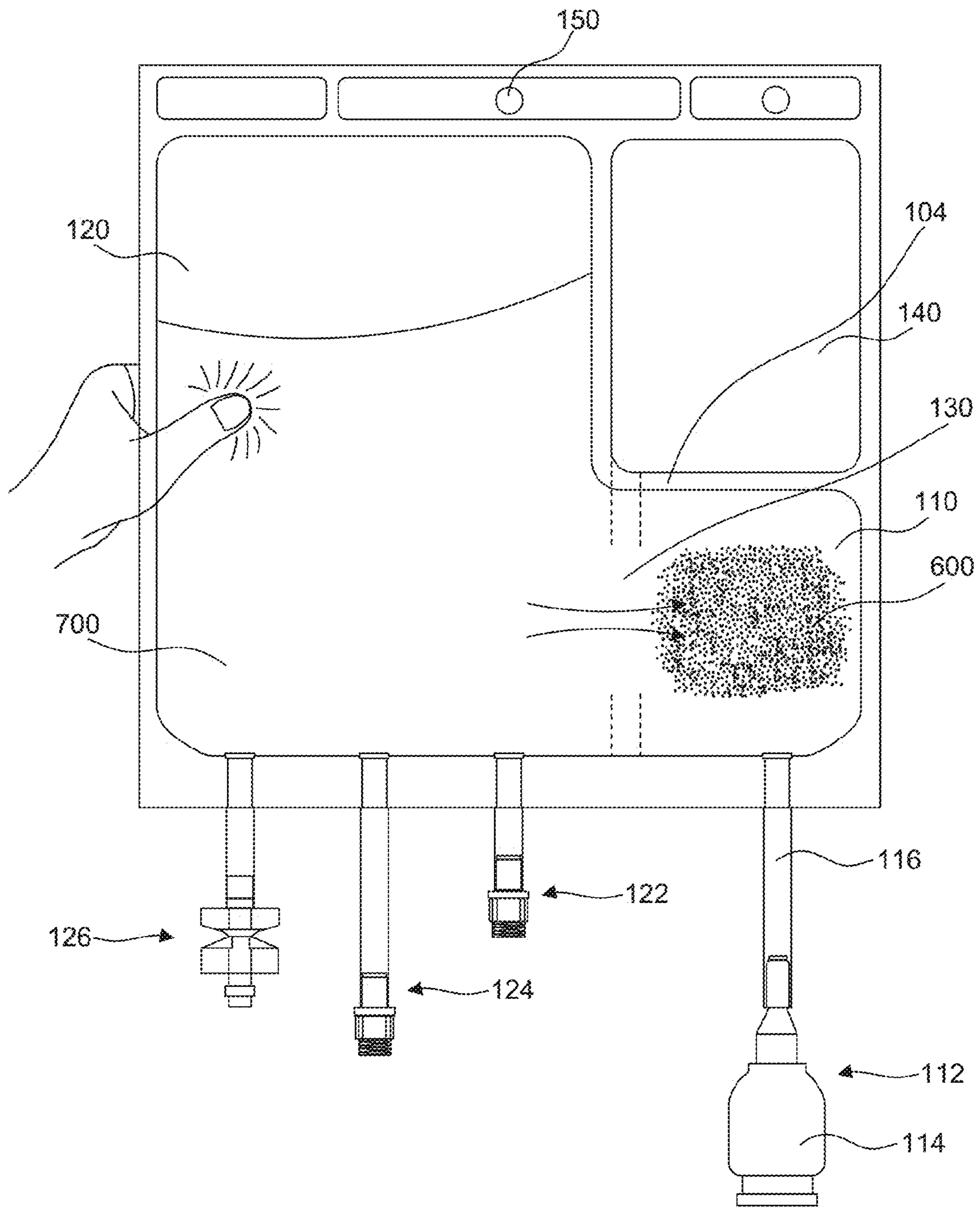


FIG. 8

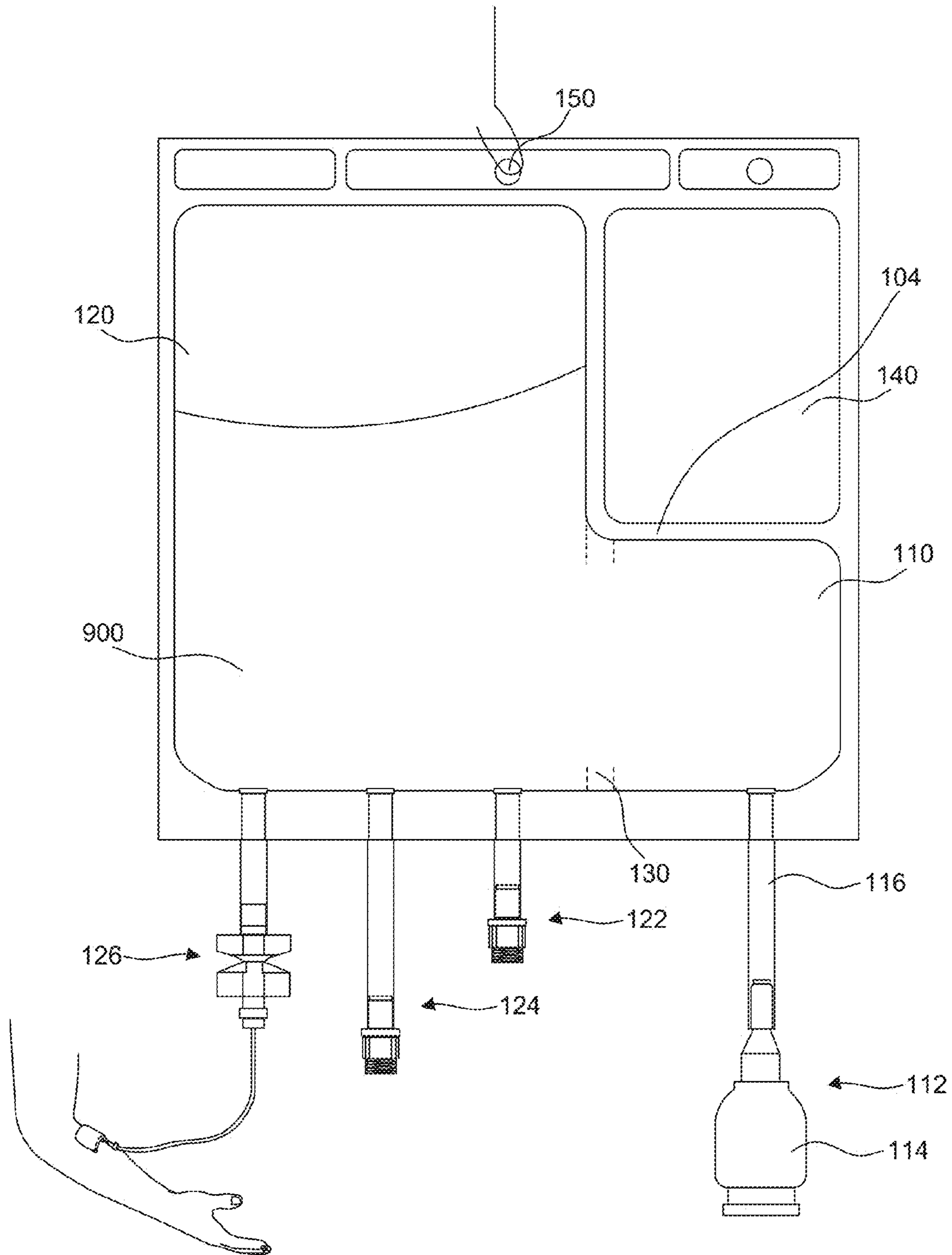


FIG. 9



## MULTI CHAMBER FLEXIBLE BAG AND METHODS OF USING SAME

### CROSS-REFERENCE TO RELATED APPLICATIONS

This application is a divisional of U.S. patent application Ser. No. 15/609,870, filed May 31, 2017.

### BACKGROUND

#### Field of the Invention

Embodiments of the invention generally relate to a multi chamber flexible bag for use with pharmaceutical products. More particularly, embodiments relate to methods, systems, and apparatuses for manufacturing, storing, reconstituting, diluting, and administering of lyophilized pharmaceutical products to a patient.

#### Background

Lyophilization or freeze-drying is a technique applied to pharmaceutical products. Through lyophilization, the shelf-life of pharmaceutical products that would have been minimal in a liquid state may be extended and standardized. Lyophilization is the process of removing the liquid portion from a frozen sample by converting the liquid portion directly into vapor without the intermediate formation of the liquid. The main steps of lyophilizing are freezing (from a liquid state to a solid state), primary drying (sublimation), and secondary drying (with high temperatures for removing the non-frozen liquid).

### BRIEF SUMMARY

The following presents a simplified summary of the present disclosure in order to provide a basic understanding of some aspects described herein. This summary is not an extensive overview and is not intended to identify key or critical elements or to delineate the scope of the claims. The following summary merely presents various described aspects in a simplified form as a prelude to the more detailed description provided below.

The present embodiments relate to processes, systems, and apparatuses for lyophilizing a pharmaceutical product within a multi chamber flexible bag. The lyophilized pharmaceutical product may be stored and reconstituted within the same multi chamber flexible bag in which the pharmaceutical product was lyophilized. By lyophilizing, storing, and reconstituting the pharmaceutical product within the same bag, the bag acts a self-contained product that is ready to administer to a patient without having to include additional manipulation steps outside of the multi chamber flexible bag. The advantages of the multi chamber flexible bag are a reduction in reconstitution time and error, avoidance of accidental exposure of health care workers during dilution, reconstitution, and handling of the pharmaceutical products resulting in an increase in compliance with regulations.

Aspects of the disclosure may include a method of preparing a pharmaceutical product in a single multiple chamber flexible bag. A pharmaceutical product is introduced in a liquid state into a first chamber of the flexible bag through a first port. The pharmaceutical product is lyophilized within the first chamber of the flexible bag to provide a lyophilized pharmaceutical product. The flexible

bag has a second chamber and the first chamber and the second chamber are separated by a breakable seal. The second chamber further includes a reconstituting solution for reconstituting the lyophilized pharmaceutical product in the first chamber. A user may apply pressure to the flexible bag to break the seal and mix the lyophilized pharmaceutical product and the reconstituting solution to order to administer the pharmaceutical product to a patient.

Another aspect of the disclosure may include a flexible pharmaceutical bag with a first chamber configured to hold a lyophilized pharmaceutical product and a second chamber separated from the first chamber, the second chamber configured to hold a reconstituting solution for reconstituting the lyophilized pharmaceutical product in the first chamber. The bag may further include a seal disposed between the first chamber and the second chamber that separates and seals the first chamber from the second chamber. A first port is attached to the first chamber, the first port configured to introduce a pharmaceutical product into the first chamber and allow passage of water vapor from the pharmaceutical product during lyophilization of the pharmaceutical product. The second chamber may include second port attached to the second chamber, the second port configured to introduce the reconstituting solution for reconstituting the lyophilized pharmaceutical product in the first chamber. A health care worker may break the seal to mix the lyophilized pharmaceutical product and the reconstituting solution.

In another aspect of the invention, the bag may be fabricated from a material that is able to withstand autoclave sterilization at 121° Celsius and lyophilization at -45° Celsius.

### BRIEF DESCRIPTION OF THE DRAWINGS

Some features herein are illustrated by way of example, and not by way of limitation, in the accompanying drawings. In the drawings, like numerals reference similar elements between the drawings.

FIG. 1 illustrates a multi chamber flexible bag for holding a lyophilized pharmaceutical product and a corresponding reconstituting solution according to an embodiment.

FIG. 2 illustrates a cross-sectional view of the multi chamber flexible bag taken along cross-sectional line 2-2 of FIG. 1 according to an embodiment.

FIG. 3 illustrates a flowchart of a method for preparing a pharmaceutical product in a multi chamber flexible bag according to an embodiment.

FIG. 4 illustrates a flowchart of a method for preparing a pharmaceutical product in a multi chamber flexible bag according to an embodiment.

FIG. 5 illustrates a multi chamber flexible bag with a pharmaceutical product in a first chamber of the multi chamber flexible bag according to an embodiment.

FIG. 6 illustrates a multi chamber flexible bag with a lyophilized (freeze-dried) pharmaceutical product in a first chamber of the multi chamber flexible bag according to an embodiment.

FIG. 7 illustrates a multi chamber flexible bag with a lyophilized (freeze-dried) pharmaceutical product in a first chamber of the multi chamber flexible bag and a reconstituting solution in a second chamber of the multi chamber flexible bag according to an embodiment.

FIG. 8 illustrates a multi chamber flexible bag with a lyophilized (freeze-dried) pharmaceutical product in a first chamber of the multi chamber flexible bag and a reconstituting solution in a second chamber of the multi chamber flexible bag with pressure applied to the second chamber to



break a seal in order to mix the lyophilized pharmaceutical product and the reconstituting solution according to an embodiment.

FIG. 9 illustrates a multi chamber flexible bag with a reconstituted pharmaceutical product in operation according to an embodiment.

#### DETAILED DESCRIPTION

The present inventions will now be described in detail with reference to embodiments thereof as illustrated in the accompanying drawings, in which like reference numerals are used to indicate identical or functionally similar elements. References to "one embodiment", "an embodiment", "an example embodiment", etc., indicate that the embodiment described may include a particular feature, structure, or characteristic, but every embodiment may not necessarily include the particular feature, structure, or characteristic. Moreover, such phrases are not necessarily referring to the same embodiment. Further, when a particular feature, structure, or characteristic is described in connection with an embodiment, it is submitted that it is within the knowledge of one skilled in the art to affect such feature, structure, or characteristic in connection with other embodiments whether or not explicitly described.

The following examples are illustrative, but not limiting, of the present inventions. Other suitable modifications and adaptations of the variety of conditions and parameters normally encountered in the field, and which would be apparent to those skilled in the art, are within the spirit and scope of the inventions.

The present embodiments relate to processes, systems, and apparatuses for lyophilizing a pharmaceutical product within a multi chamber flexible bag. The lyophilized pharmaceutical product may be stored and reconstituted within the same multi chamber flexible bag in which the pharmaceutical product was lyophilized. By lyophilizing, storing, and reconstituting the pharmaceutical product within the same bag, the bag acts a self-contained product that is ready to administer to a patient without having to include additional manipulation steps outside of the multi chamber flexible bag. The advantages of the multi chamber flexible bag are a reduction in reconstitution time and error, avoidance of accidental exposure of health care workers during dilution, reconstitution, and handling of the pharmaceutical products resulting in an increase in compliance with regulations.

The multi chamber flexible bag may be used with a number of pharmaceutical products. For example, the multi chamber flexible bag may be advantageous for the preparation of cytotoxic drugs and/or chemotherapeutic products. Examples of cytotoxic compounds and antineoplastic compounds include at least azacytidine, belinostat, bendamustine, brentuximab vedotin, bleomycin, bortezomib, busulfan, carboplatin, cyclophosphamide, cytarabine, dacarbazine, dactinomycin, daunorubicin, decitabine, deferoxamine, doxorubicin, epirubicin hydrochloride, fludarabine, fotemustine, fulvestrant, gemcitabine, idarubicin, ifosfamide, irinotecan hydrochloride, ixabepilone, melphalan, methotrexate, oxaliplatin, paclitaxel, pemetrexed, pentostatin, raltitrexed, romidepsin, temozolomide, thiotepa, topotecan, trabectedin, trastuzumab, and vinblastine. Cytotoxic drugs describe a group of medicines that contain chemicals which are toxic to cells, preventing their replication or growth, and are used to treat cancer and other disorders. Cytotoxic drugs are commonly manufactured in lyophilized form to extend the shelf life of the drug, ease transportation

of the drugs, and for the health and well-being of health care workers who handle and administer cytotoxic drugs to patients.

Other pharmaceutical products may be used with the multi chamber bag. Examples of antibiotic compounds include at least amikacin, erythromycin, and mitomycin. Examples of antimicrobial compounds include at least amphotericin, anidulafungin, flucytosine, fluconazole, isavuconazonium sulfate, micafungin, rifampicin, and voriconazole. Examples of antiviral compound include at least aciclovir and ganciclovir. Examples of beta-blocking compounds include at least esmolol. Example of detoxifying compounds include at least amifostine, dexrazoxane, and levoleucovorin calcium. Example of immunomodulating compounds include at least abatacept, aldesleukin, belimumab, degarelix, infliximab, mifamurtide, and tasonermin. Examples of antibacterial compounds include at least amoxicillin, ampicillin, ampicillin/sulbactam, azithromycin, aztreonam, cefuroxime, clarithromycin, daptomycin, caspofungin, cefalotin, cefamandole, cefotaxime, cefazolin, cefepime, ceftazidime, cefoxitin, ceftobiprole medocaril, cefatoroline fosamil, chloramphenicol, dalbavancin hydrochloride, delfoprostin/quinuprostin, doripenem, ertapenem, gentamicin, imipenem/cilastatin, meropenem, oritavancin diphosphate, oxacillin, piperacillin/tazobactam, pentamidine, tedizolid phosphate, teicoplanin, telavancin hydrochloride, tigecycline, and vancomycin. Examples of anti-inflammatory compounds include at least diclofenac, ibuprofen, and indomethacin. Examples of anti-haemorrhagic compounds include at least alpha 1 antitrypsin, coagulation factor VII, coagulation factor VIII, coagulation factor IX, human anti-hemophilic prothrombin complex, gabexate, moroctocog alfa, nonacog alfa, octocog alfa, and simococog alfa. Examples of antiemetic compounds include at least fosaprepitant. Examples of antithrombotic compounds include at least alteplase, bivalirudin, cangrelor, epoprostenol, and urokinase. Examples of proton pumps inhibitors include at least esomeprazole, omeprazole, and pantoprazole. Examples of anxiolytics compounds include at least lorazepam. Examples of calcium channel blocker compounds include at least diltiazem. Examples of antidotes compounds include at least pralidoxime. Examples of enzymes include at least algasidase beta, alglucosidase alfa, alpha-glucosidase, beta-glucosidase, alpha-galactosidase, beta-galactosidase, taliglucerase alfa, and velaglucerase alfa. Examples of hormones include at least glucagone, levothyroxine sodium, menotrophin, somatostatin, somatropin, and urofollitropin. Examples of anti-neovascularization compounds include at least verteporfin. Examples of compounds for treatment of bone diseases include at least zoledronic acid. Examples of compounds for cardiac therapy include at least nesiritide. Examples of hormones for diagnostic use include at least secretin and somatostatin.

Due to the toxicity of cytotoxic drugs, occupational exposure to health care workers presents significant risks, especially when control measures are inadequate. Control measures may include the use of protective clothing, protective devices, and protective equipment to avoid accidental exposure. Health care workers may be exposed to cytotoxic drugs by inhalation, dermal contact, or orally.

Inhalation exposure may occur via droplets, particulate, and vapors when an aerosol is created. Because the molecular size of vapors is smaller than particulates, biological safety cabinets may not be able to remove the vapors from the atmosphere. Dermal exposure may occur when health care workers touch contaminated surfaces during the prepara-



5

ration, administration, or disposal of drugs. Contamination may be found on work surfaces situated throughout a hospital medication system (process flow of cytotoxic drugs at a facility from initial delivery to final waste disposal) and is not strictly limited to the drug preparation and drug administration areas. Oral exposure may occur from hand-to-mouth contact.

Embodiments of the current disclosure are directed to a bag that is configured to lyophilize a pharmaceutical product within a chamber of the bag. In some embodiments, the bag is configured to hold a reconstituting solution in another chamber of the bag, and allow mixing of the lyophilized pharmaceutical product with the reconstituting solution in the bag. In some embodiments, the bag is configured to allow administration of the reconstituted pharmaceutical product to a patient from the bag. In some embodiments, the bag may advantageously maintain the pharmaceutical product within the bag without additional manipulation steps of the pharmaceutical product outside of the bag after the pharmaceutical product has been introduced into the bag.

FIG. 1 illustrates an exemplary embodiment of a multi-chamber flexible bag 100. While FIG. 1 illustrates bag 100 with two chambers, but the present disclosure is not so limited. Bag 100 may have multiple chambers for holding various components and solutions. Bag 100 may include an outer seal 102 that extends around the perimeter of bag 100. Outer seal 102 may provide an oxygen and water vapor seal to avoid contamination of the contents (e.g., pharmaceutical products, reconstituting solution, etc.) stored within bag 100. Outer seal 102 defines the outer limits of a first chamber 110 and a second chamber 120. In one embodiment, as shown in FIG. 1, bag 100 includes a first chamber 110 for holding and lyophilizing a pharmaceutical product. First chamber 110 may include a port 112 for introducing the pharmaceutical product into first chamber 110 in a sterile manner. Port 112 may also be used in the lyophilization procedure to enable that passage of water vapor from the pharmaceutical product. First chamber 110 may have a volume suitable for lyophilizing a pharmaceutical product. For example, first chamber 110 may have a volume of 50 ml. Other suitable volumes may be used.

Bag 100 may further include a second chamber 120 for holding a reconstituting solution or solvent. Second chamber 120 may include one or more ports for introducing the reconstituting solution into second chamber 120 and for administering the reconstituted pharmaceutical product to a patient. For example, port 122 may be used for introducing the reconstituting solution into second chamber 120 in a sterile manner. Second chamber 120 may further include multiple administration ports 124 and 126. The types of ports 124 and 126 attached to second chamber 120 may be based on customer and health care worker preference. In operation, for example, administration ports 124 and 126 may be used by a health care worker to administer the reconstituted pharmaceutical product to a patient, for example by intravenous therapy. As will be contemplated, bag 100 may be used by any suitable individual, however, for simplicity, the disclosure will refer to users as health care workers. In one embodiment, second chamber 120 may be sized relative to first chamber 110 in order to provide sufficient volume of reconstituting solution to reconstitute the pharmaceutical product in first chamber 110. In one embodiment, second chamber 120 may have a volume greater than the volume of first chamber 110. For example, second chamber 120 may have a volume of 500 ml. Other suitable volumes may be used.

6

Bag 100 may further include a seal 130 that separates and defines first chamber 110 and second chamber 120. Seal 130 maintains the integrity of the lyophilized pharmaceutical product and the reconstituting solution and prevents the unintended passage of the reconstituting solution to the lyophilized pharmaceutical product, or vice versa, before an appropriate time. FIG. 1 illustrates seal 130 as extending the length of bag 100, from a top of bag 100 to a bottom of bag 100. Alternatively, seal 130 may only extend a portion of the length of bag 100. In one embodiment, for example, as shown in FIGS. 5-7, seal 130 may extend from outer seal 102 of bag 100 to an inner seal 104. However, the geometry of seal 130 is not so limited. In another embodiment, seal 130 may be curved.

In one embodiment, bag 100 may be fabricated from a tubular film or cut as a double wound film at a desired width. As shown, for example, in FIG. 2, bag 100 may include a front film 210 and a back film 220 that are joined together. Front film 210 and back film 220 may be joined together at the edges to create outer seal 102. Outer seal 102 may be created by using a predetermined temperature and a predetermined amount of pressure to seal front film 210 and back film 220. Outer seal 102 is made such that it is not breakable, at least during normal operation. In addition, front film 210 and back film 220 may be joined together within outer seal 102 to define seal 130. Seal 130 is created by using a predetermined temperature and a predetermined amount of pressure to seal front film 210 and back film 220. In this manner, seal 130 may define a connection between front film 210 and back film 220. Seal 130 is created to be breakable. Front film 210 and back film 220 may be joined together through heat sealing, RF welding, molding, and other suitable techniques. FIG. 2 illustrates a cross-sectional view of bag 100 along cross-sectional line 2-2 of FIG. 1. Cross-sectional line 2-2 intersects outer seal 102, first chamber 110, seal 130, and second chamber 120.

In one embodiment, seal 130 may be fabricated from the same material of the overall bag 100 (e.g., front film 210 and back film 220). Because bag 100 and seal 130 are fabricated from the same material, no other material comes in contact with the pharmaceutical product in order to avoid contamination. Seal 130 may be placed in various locations on bag 100 to form at least two chambers within bag 100. If bag 100 includes additional chambers, bag 100 may include additional seals to separate the chambers and define their geometry. Seal 130 may be broken by applying a predetermined amount of pressure to bag 100. For example, pressure may be applied to second chamber 120 by the health care worker's hand. The amount of pressure to break seal 130 may range from 40-60 Kgf. In this manner, seal 130 is a breakable seal. The pressure may be applied by a health care worker when the health care worker is ready to administer the pharmaceutical product to the patient, in order to extend the shelf life of the lyophilized pharmaceutical product, as shown for example in FIG. 8. Once seal 130 has been broken, the reconstituting solution mixes with the freeze-dried pharmaceutical product to produce a reconstituted pharmaceutical product. Seal 130 may have a width between 5 to 15 mm or 8 and 12 mm. Seal 130 is stronger as the width of seal 130 increases and requires more pressure to break seal 130. Seal 130 is designed to withstand a predetermined amount of pressure before breaking. For example, during transport of the flexible bag, seal 130 may undergo pressure and/or force during normal transport procedures. Seal 130 is designed to maintain its integrity under smaller amounts of



pressure (e.g., less than 40 Kgf) so seal **130** does not break during transport until a predetermined amount of pressure is applied.

Seal **130** may be joined in such a way as to create a weak point **132** in seal **130** so that weak point **132** breaks first when pressure is applied to bag **100**. Seal **130** may include multiple weak points **132** along the length of seal **130**. Weak point **132** may have a width smaller than the rest of seal **130**. For example, weak point **132** may have a width of 5 to 8 mm.

In one embodiment, seal **130** may include a valve between first chamber **110** and second chamber **120** to prevent the passage of reconstituting solution until the health care worker is ready to administer the pharmaceutical product.

Bag **100** may be fabricated from a material that provides an oxygen and water vapor barrier. The material may also be capable of withstanding the extreme temperatures of autoclave sterilization and lyophilizing. For example, the material for bag **100** is capable of withstanding autoclave sterilization at 121° Celsius and freeze drying at -45° Celsius without the material breaking down and leaching into the pharmaceutical product and reconstituting solution within the bag. Other aspects of the material may include flexibility so that bag **100** is shatter-proof and is easy to transport. The material may also be transparent so that the health care worker may easily see within bag **100** to identify that lyophilizing and reconstitution has occurred, and see how much reconstituted pharmaceutical product is still in bag **100** during administration of the pharmaceutical product.

In one embodiment, bag **100** comprises polyolefin/styrene-block copolymer based film. The material used for bag **100** meets all of the requirements required by the United States and European pharmaceutical regulation, SFDA Standard for "Registration standard for imported pharmaceutical packaging materials" (China), International Standard ISO 15747 "Plastics containers for intravenous injection", and International Standard ISO 10993 "Biological Evaluation of medical devices."

Ports **112**, **122**, **124**, and **126** may each include a connector **114** and a tube **116**. Connectors **114** enable the sealing of ports **112**, **122**, **124**, and **126** and enable health care workers and/or the manufacture to attach equipment for introducing solutions into the chamber and for extracting solutions from the chamber. A variety of different types of connectors **114** may be used to expand the type of equipment that may be utilized with connectors **114**. Tubes **116** enable the passage of liquid or gas from the outside environment to the chambers, or vice versa. Tubes may be fabricated from a polyolefin/styrene block copolymer that is coextruded at a desired dimension. Tubes may also be fabricated from any other suitable material. Connections may be fabricated from polypropylene and polycarbonate or any other suitable material. Ports **112**, **122**, **124**, and **126** are capable of withstanding autoclave sterilization at 121° Celsius and freeze drying at -45° Celsius. The outer diameter of tubes may be 8.1 mm±0.08 mm and the tube thickness may be 1.0 mm±0.08 mm. In one embodiment, the material used for ports **112**, **122**, **124**, and **126** meets all of the requirements required by the United States and European pharmaceutical regulation, SFDA Standard for "Registration standard for imported pharmaceutical packaging materials" (China), International Standard ISO 15747 "Plastics containers for intravenous injection", and International Standard ISO 10993 "Biological Evaluation of medical devices."

Bag **100** may further include a label area **140** that is used for providing accessible information on bag **100**, such as, for example, the necessary information as may be required by

law. In addition, the label area **140** may include barcodes, QR codes, RFIDs, etc. for easy identification of the pharmaceutical product, dosage details, warnings, possible adverse reactions, patient information, etc.

Bag **100** may further include a through hole **150** in outer seal **102**. Through hole **150** may be utilized by the health care worker to attached bag **100** to an IV stand for ease of administering the reconstituted pharmaceutical product to a patient.

FIG. 3 illustrates a flowchart for a method of preparing the pharmaceutical product with a single bag **100**, according to an embodiment. The method includes the steps of S310 introducing the pharmaceutical product into first chamber **110**, S320 lyophilizing pharmaceutical product in first chamber **110**, S330 introducing reconstituting solution into second chamber **120**, and S340 breaking seal **130** and mixing reconstituting solution and lyophilized pharmaceutical product. Each step will be explained in further detail below.

In step S310, a predetermined amount of the pharmaceutical product **500** of a known concentration is introduced into first chamber **110** of bag **100** through port **112** in a sterile manner. For example, pharmaceutical product may pass through a sterile filter. The amount and concentration of the pharmaceutical product is needed for calculating the dilution and reconstitution of the pharmaceutical product after lyophilization. FIG. 5 illustrates the pharmaceutical product **500** in first chamber **110**. Arrow **502** indicates the passage of pharmaceutical product **500** through port **112**. Pharmaceutical product **500** may comprise a liquid state. Once the pharmaceutical product **500** is within first chamber **110**, port **112** is closed with a sterile stopper and bag **100** may be placed in a lyophilizer. Sterile stopper does not completely close port **112** but leaves the necessary space to permit the passage of vapor during the lyophilization process. Bag **100** is configured to withstand the conditions of lyophilizer (e.g., temperature, pressure, etc.).

In step S320, bag **100**, along with other bags that also contain pharmaceutical product **500** as necessary, are placed on a tray within the lyophilizer. Bag **100** may be oriented in a vertical, or slightly angled vertical position, with port **112** at the top and the bottom of bag **100** may be secured to the tray. With port **112** at the top, port **112** enables that passage of water vapor from the pharmaceutical product during the lyophilization procedure and avoids spillage of the pharmaceutical product during lyophilization. When all of the bags are in a secure position, the freeze-drying process may begin. Table 1, provided below, provides data related to an exemplary lyophilization process for freeze-drying the pharmaceutical product. The temperatures, time, and pressures may vary in accordance with the type of pharmaceutical product placed in bag **100**. FIG. 6 illustrates a bag **100** with the lyophilized pharmaceutical product **600** after the lyophilization process is complete.

TABLE 1

	Temperature	Time (hour:minute)	Pressure
Freezing - shelves cooling	-42° C.	2:00	atm
Freezing - shelves holding	-42° C.	6:00	
Primary drying (shelves heating)	-5° C.	10:00	
Primary drying (shelves holding)	-5° C.	20:00	
Secondary drying (shelves heating)	10° C.	10:00	300 μbar
Secondary drying (shelves holding)	10° C.	6:00	
Secondary drying (shelves heating)	15° C.	1:00	
Secondary drying (shelves holding)	15° C.	10:00	



In S330, a predetermined amount of a sterile reconstituting solution is aseptically introduced into second chamber 120 through port 122. The amount of reconstituting solution introduced into second chamber 120 is dependent on the desired dilution of pharmaceutical product 500 for administration to a patient. FIG. 7 illustrates reconstituting solution 700 in second chamber 120. Arrow 702 indicates the passage of reconstituting solution 700 through port 122. Reconstituting solution 700 may be a sterile 0.9% saline solution, or any other suitable solution for reconstitution and dilution of pharmaceutical product 500. Other examples of reconstituting solution include water, alcohol-based solutions, etc. Examples of dilution solutions include saline solution, glucose solution, Ringer solution, etc.

In one embodiment, step S330 may be performed when bag 100 is in a plurality of different locations. For example, reconstituting solution 700 may be introduced in second chamber 120 when bag 100 is still within the lyophilizer. In another example, bag 100 may be removed from the lyophilizer and reconstituting solution 700 may be introduced in second chamber at a preparation facility and then stored and transported under refrigerated and sterile conditions.

In S340, a health care worker may mix the reconstitution solution 700 with lyophilized pharmaceutical product 600 to reconstitute and properly dilute lyophilized pharmaceutical product 600 to a reconstituted pharmaceutical product 900. The health care worker may break seal 130 by applying pressure by hand to bag 100, for example to second chamber 120, which is illustrated in FIG. 8. Because bag 100 is flexible, when the health care worker presses on the bag, pressure is created within bag 100 and is applied to seals 102, 104, and 130. Outer seal 102 and inner seal 104 are stronger than seal 130 that separates first chamber 110 and second chamber 120 so that seal 130 breaks before outer seal 102 and inner seal 104.

When a predetermined amount of pressure (e.g., 40-60 kgf) is applied bag 100, seal 130 breaks and first chamber 110 and second chamber 120 become a single chamber for mixing lyophilized pharmaceutical product 600 with reconstituting solution 700. In one embodiment, the health care worker may produce more pressure by applying pressure on second chamber 120 rather than first chamber 110 because second chamber contains a liquid and first chamber 110 contains a lyophilized product and a gas. In addition, seal 130 may include weak point 132 to initiate the breaking of seal 130.

FIG. 4 illustrates another exemplary flowchart for a method of preparing the pharmaceutical product with a single bag 100. The method includes the steps of S410 introducing the pharmaceutical product into first chamber 110, S420 lyophilizing pharmaceutical product in first chamber 110, S430, closing port 112 to first chamber 110 through insufflation, S440 introducing reconstituting solution into second chamber 120, S450 breaking seal 130 and mixing reconstituting solution and lyophilized pharmaceutical product, and S460 administering reconstituted pharmaceutical product to patient. Each step will be explained in further detail below.

Steps S410, S420, S440, and S450 are similar to steps S310, S320, S330, and S340 as explained above in regard to the method in FIG. 3. In S430, once the pharmaceutical product 500 is lyophilized, port 112 may be permanently closed to maintain the integrity of lyophilized pharmaceutical product 600. For example, the outside environment, e.g., oxygen, water vapor, etc., may contaminate lyophilized pharmaceutical product 600, so sealing first chamber 110

helps maintain the integrity of lyophilized pharmaceutical product 600. Port 112 may be sealed by insufflation. The lyophilization vacuum may be broken by an insufflation gas under slight vacuum and the gas is introduced into first chamber 110. In one embodiment, the insufflation gas is nitrogen. If the pharmaceutical product is not sensitive to oxygen, compressed air may be used as the insufflation gas. This process maintains the sterility of first chamber 110 and avoids the oxidation of lyophilized pharmaceutical product 600.

In S460, after the health care worker has reconstituted the pharmaceutical product 900, the health care worker may administer reconstituted pharmaceutical product 900 to a patient. Reconstituted pharmaceutical product 900 may be administered in a number of ways. For example, FIG. 9 illustrates reconstituted pharmaceutical product 900 being administered by way of intravenous therapy. Through hole 150 in bag 100 allows the health care worker to hang bag 100 from an IV stand and administration ports 124 and 126 allow a health care worker attached standard IV equipment for treatment.

In addition, bag 100 may be sterilized in an autoclave at the manufacturing facility of the pharmaceutical product. The material of bag 100 enables bag 100 to withstand autoclave sterilization at 121° Celsius.

The method of lyophilizing, storing, and reconstituting a pharmaceutical product within the same flexible bag may have one or more benefits. For example, bag 100 is a ready-to-administer product that needs little manipulation by the health care worker. The pharmaceutical product is lyophilized which increases the shelf life of the pharmaceutical product. The reconstituting solution is stored in the second chamber which is prepared for the proper dilution and reconstitution of the pharmaceutical product avoiding possible reconstitution and dilution calculation errors. Additional manipulation of the pharmaceutical product outside the bag is avoided because the pharmaceutical product stays within the bag after it is introduced until the pharmaceutical product is administered. Additional manipulation introduces the possibility of product contamination and/or safety issues for health care workers, especially if the pharmaceutical product is a toxic drug, such as a cytotoxic drug. Possible contamination of the pharmaceutical product is avoided by keeping the pharmaceutical product within a single bag and sealing the first chamber from the outside environment.

Embodiments of the invention may be directed to a method of preparing a pharmaceutical product in a multiple chamber flexible bag. The method including introducing a pharmaceutical product in a liquid state into a first chamber of the flexible bag through a first port and lyophilizing the pharmaceutical product within the first chamber of the flexible bag to provide a lyophilized pharmaceutical product, wherein the flexible bag has a second chamber and the first chamber and the second chamber are separated by a breakable seal.

In any of the various embodiments discussed herein, the method may further include introducing a reconstituting solution into a second chamber of the flexible bag.

In any of the various embodiments discussed herein, the method may further include introducing a gas into the first chamber and sealing the first port after the pharmaceutical product in the first chamber has been lyophilized.

In any of the various embodiments discussed herein, the method may further include applying a predetermined amount of pressure to the flexible bag to break the breakable seal between the first chamber and the second chamber and mixing the reconstituting solution with the lyophilized phar-



## 11

maceutical product in the first chamber to create a reconstituted pharmaceutical product.

In any of the various embodiments discussed herein, the method may further include administering the final pharmaceutical product to a patient through an administration port disposed in the flexible bag.

In any of the various embodiments discussed herein, the breakable seal is formed between the first chamber and the second chamber by joining a front surface of the flexible bag and the back surface of the flexible bag.

In any of the various embodiments discussed herein, the breakable seal comprises a weak point where the breakable seal is not as wide as the rest of the breakable seal and the breaking of the breakable seal initiates at the weak point when pressure is applied to the flexible bag.

In any of the various embodiments discussed herein, the pharmaceutical product is a cytotoxic drug.

In any of the various embodiments discussed herein, the cytotoxic drug is selected from the group consisting of: azacytidine, belinostat, bendamustine, brentuximab vedotin, bleomycin, bortezomib, busulfan, carboplatin, cyclophosphamide, cytarabine, dacarbazine, dactinomycin, daunorubicin, decitabine, deferoxamine, doxorubicin, epirubicin hydrochloride, fludarabine, fotemustine, fulvestrant, gemcitabine, idarubicin, ifosfamide, irinotecan hydrochloride, ixabepilone, melphalan, methotrexate, oxaliplatin, paclitaxel, pemetrexed, pentostatin, raltitrexed, romidepsin, temozolomide, thiotepe, topotecan, trabectedin, trastuzumab, and vinblastine.

In any of the various embodiments discussed herein, the reconstituting solution is a 0.9% saline solution.

In any of the various embodiments discussed herein, the bag is fabricated from a polyolefine/styrene-block copolymer based film.

Some embodiments may include a flexible pharmaceutical bag that includes a first chamber configured to hold a lyophilized pharmaceutical product, a second chamber separated from the first chamber, the second chamber configured to hold a reconstituting solution for reconstituting the lyophilized pharmaceutical product in the first chamber, a seal disposed between the first chamber and the second chamber that separates and seals the first chamber from the second chamber and a first port attached to the first chamber, the first port configured to introduce a pharmaceutical product into the first chamber and allow passage of water vapor from the pharmaceutical product during lyophilization of the pharmaceutical product.

In any of the various embodiments discussed herein, the bag may further include a second port attached to the second chamber, the second port configured to introduce the reconstituting solution to the second chamber for reconstituting the lyophilized pharmaceutical product in the first chamber.

In any of the various embodiments discussed herein, the seal is a connection between a front surface of the pharmaceutical bag and a back surface of the pharmaceutical bag.

In any of the various embodiments discussed herein, the seal extends the length of the pharmaceutical bag between the first chamber and the second chamber.

In any of the various embodiments discussed herein, a predetermined amount of pressure applied to the pharmaceutical bag breaks the seal and connects the second chamber to the first chamber.

In any of the various embodiments discussed herein, the seal further comprises a weak point to provide an initial breaking point when a predetermined amount of pressure is applied to the pharmaceutical bag.

## 12

In any of the various embodiments discussed herein, the pharmaceutical product is a cytotoxic drug.

In any of the various embodiments discussed herein, the cytotoxic drug is selected from the group consisting of: azacytidine, belinostat, bendamustine, brentuximab vedotin, bleomycin, bortezomib, busulfan, carboplatin, cyclophosphamide, cytarabine, dacarbazine, dactinomycin, daunorubicin, decitabine, deferoxamine, doxorubicin, epirubicin hydrochloride, fludarabine, fotemustine, fulvestrant, gemcitabine, idarubicin, ifosfamide, irinotecan hydrochloride, ixabepilone, melphalan, methotrexate, oxaliplatin, paclitaxel, pemetrexed, pentostatin, raltitrexed, romidepsin, temozolomide, thiotepe, topotecan, trabectedin, trastuzumab, and vinblastine.

In any of the various embodiments discussed herein, the reconstituting solution is a 0.9% saline solution.

In any of the various embodiments discussed herein, the pharmaceutical bag is fabricated from a polyolefine/styrene-block copolymer based film.

In any of the various embodiments discussed herein, the pharmaceutical bag withstands 121° Celsius.

In any of the various embodiments discussed herein, the pharmaceutical bag withstands -45° Celsius.

In any of the various embodiments discussed herein, the second chamber further comprises an administration port for administering a reconstituted pharmaceutical product that is a result of mixing the lyophilized pharmaceutical product and the reconstituting solution.

Some embodiments may include a flexible pharmaceutical bag may include a front film, a back film, an outer seal joining the front film to the back film around a perimeter of the pharmaceutical bag, and a breakable seal joining the front film and the back film interior of the outer seal, the breakable seal defining a first chamber and a second chamber separated from the first chamber. The first chamber is configured to hold a lyophilized pharmaceutical product, the second chamber is configured to hold a reconstituting solution for reconstituting the lyophilized pharmaceutical product in the first chamber, and the breakable seal breaks before the outer seal when a predetermined amount of pressure is applied to the flexible pharmaceutical bag.

In any of the various embodiments discussed herein, the first chamber and the second chamber are defined by the outer seal and the breakable seal.

It is to be appreciated that the Detailed Description section, and not the Summary and Abstract sections, is intended to be used to interpret the claims. The Summary and Abstract sections may set forth one or more but not all exemplary embodiments of the present invention as contemplated by the inventor(s), and thus, are not intended to limit the present invention and the appended claims in any way.

The foregoing description of the specific embodiments will so fully reveal the general nature of the invention that others can, by applying knowledge within the skill of the art, readily modify and/or adapt for various applications such specific embodiments, without undue experimentation, without departing from the general concept of the present invention. Therefore, such adaptations and modifications are intended to be within the meaning and range of equivalents of the disclosed embodiments, based on the teaching and guidance presented herein. It is to be understood that the phraseology or terminology herein is for the purpose of description and not of limitation, such that the terminology or phraseology of the present specification is to be interpreted by the skilled artisan in light of the teachings and guidance.



The breadth and scope of the present invention should not be limited by any of the above-described exemplary embodiments, but should be defined only in accordance with the following claims and their equivalents.

What is claimed is:

1. A flexible pharmaceutical bag comprising:
  - a first chamber configured to hold a lyophilized pharmaceutical product;
  - a second chamber separated from the first chamber, the second chamber configured to hold a reconstituting solution for reconstituting the lyophilized pharmaceutical product in the first chamber;
  - a seal disposed between the first chamber and the second chamber that separates and seals the first chamber from the second chamber; and
  - a first port attached to the first chamber, the first port configured to introduce a pharmaceutical product into the first chamber and allow passage of water vapor from the pharmaceutical product during lyophilization of the pharmaceutical product.
2. The pharmaceutical bag of claim 1, further comprising a second port attached to the second chamber, the second port configured to introduce the reconstituting solution to the second chamber for reconstituting the lyophilized pharmaceutical product in the first chamber.
3. The pharmaceutical bag of claim 1, wherein the seal is a connection between a front surface of the pharmaceutical bag and a back surface of the pharmaceutical bag.
4. The pharmaceutical bag according to claim 1, wherein the seal extends the length of the pharmaceutical bag between the first chamber and the second chamber.
5. The pharmaceutical bag according to claim 1, wherein a predetermined amount of pressure applied to the pharmaceutical bag breaks the seal and connects the second chamber to the first chamber.
6. The pharmaceutical bag according to claim 1, wherein the seal further comprises a weak point to provide an initial breaking point when a predetermined amount of pressure is applied to the pharmaceutical bag.
7. The pharmaceutical bag according to claim 1, wherein the pharmaceutical product is an antineoplastic, an immunomodulating agent, or a cytotoxic drug.
8. The pharmaceutical bag according to claim 1, wherein the pharmaceutical product is selected from the group consisting of: azacytidine, belinostat, bendamustine, brentux-

imab vedotin, bleomycin, bortezomib, busulfan, carboplatin, cyclophosphamide, cytarabine, dacarbazine, dactinomycin, daunorubicin, decitabine, deferoxamine, doxorubicin, epirubicin hydrochloride, fludarabine, fotemustine, fulvestrant, gemcitabine, idarubicin, ifosfamide, irinotecan hydrochloride, ixabepilone, melphalan, methotrexate, oxaliplatin, paclitaxel, pemetrexed, pentostatin, raltitrexed, romidepsin, temozolomide, thiotepa, topotecan, trabectedin, trastuzumab, and vinblastine.

9. The pharmaceutical bag according to claim 1, wherein the reconstituting solution is a 0.9% saline solution.

10. The pharmaceutical bag according to claim 1, wherein the pharmaceutical bag is fabricated from a polyolefine/styrene-block copolymer based film.

11. The pharmaceutical bag according to claim 1, wherein the pharmaceutical bag withstands 121° Celsius.

12. The pharmaceutical bag according to claim 1, wherein the pharmaceutical bag withstands -45° Celsius.

13. The pharmaceutical bag according to claim 1, wherein the second chamber further comprises an administration port for administering a reconstituted pharmaceutical product that is a result of mixing the lyophilized pharmaceutical product and the reconstituting solution.

14. A flexible pharmaceutical bag comprising:
  - a front film;
  - a back film;
  - an outer seal joining the front film to the back film around a perimeter of the pharmaceutical bag; and
  - a breakable seal joining the front film and the back film interior of the outer seal, the breakable seal defining a first chamber and a second chamber separated from the first chamber,
    - wherein the first chamber is configured to hold a lyophilized pharmaceutical product,
    - wherein the second chamber is configured to hold a reconstituting solution for reconstituting the lyophilized pharmaceutical product in the first chamber, and
    - wherein the breakable seal breaks before the outer seal when a predetermined amount of pressure is applied to the flexible pharmaceutical bag.
15. The flexible pharmaceutical bag according to claim 14, wherein the first chamber and the second chamber are defined by the outer seal and the breakable seal.

\* \* \* \* \*