

US009624479B2

(12) **United States Patent**
Langlade-Demoyen et al.

(10) **Patent No.:** **US 9,624,479 B2**
(45) **Date of Patent:** ***Apr. 18, 2017**

(54) **POLYNUCLEOTIDES ENCODING MHC CLASS I-RESTRICTED HTERT EPITOPES, ANALOGUES THEREOF OR POLYEPITOPES**

(71) Applicants: **INSTITUT PASTEUR**, Paris (FR); **INSERM (INSTITUT NATIONAL DE LA SANTE ET DE LA RECHERCHE MEDICALE)**, Paris (FR)

(72) Inventors: **Pierre Langlade-Demoyen**, Paris (FR); **Francisco Garcia Pons**, Maurepas (FR); **Olivier Adotevi**, Nogent sur Marne (FR); **Sylvain Cardinaud**, Carrlevés sur Seine (FR); **Christine Neuveut**, Arcuèll (FR)

(73) Assignees: **INSTITUT PASTEUR**, Paris (FR); **INSERM (INSTITUT NATIONAL DE LA SANTE ET DE LA RECHERCHE MEDICALE)**, Paris (FR)

(*) Notice: Subject to any disclaimer, the term of this patent is extended or adjusted under 35 U.S.C. 154(b) by 777 days.

This patent is subject to a terminal disclaimer.

(21) Appl. No.: **13/975,404**

(22) Filed: **Aug. 26, 2013**

(65) **Prior Publication Data**
US 2014/0056932 A1 Feb. 27, 2014

Related U.S. Application Data
(63) Continuation of application No. 11/795,027, filed as application No. PCT/EP2006/007571 on Jul. 31, 2006, now Pat. No. 8,858,931.

(30) **Foreign Application Priority Data**
Jul. 29, 2005 (FR) 05 291627

(51) **Int. Cl.**
A01N 63/00 (2006.01)
C12N 15/00 (2006.01)
A61K 48/00 (2006.01)
C07H 21/00 (2006.01)
C12N 9/12 (2006.01)
C12N 5/00 (2006.01)

(52) **U.S. Cl.**
CPC **C12N 9/1276** (2013.01); **C12N 9/1241** (2013.01)

(58) **Field of Classification Search**
None
See application file for complete search history.

(56) **References Cited**
U.S. PATENT DOCUMENTS

8,003,773 B2 8/2011 Langlade-Demoyen et al.
8,858,931 B2 * 10/2014 Langlade-Demoyen C12N 9/1276
424/93.7

FOREIGN PATENT DOCUMENTS

WO 0002581 1/2000
WO 2005051420 A1 6/2005

OTHER PUBLICATIONS

Jakob Dupont et al., *Cancer Res* 2005;65:5417-5427.
Maria Frolkis et al., *Cancer Gene Therapy* 2003;10:239-249.
Jun Lu et al., *Cancer Res* 2000;60:5223-5227.
Trends in Immunology 2001:vol. 22, 516-523.
Vanda Turcanova et al., *Journal of Medical Virology* 2004;72:635-645 (2004).
Robert H Vonderheide et al., *Oncogene* 2002;21:674-679.
Robert H. Vonderheide et al., *Clin Cancer Res* 2004;10:828-839.
Su Zhen et al., *J Immunol* 2005; 174:3798-3807.
Reply to Office Action filed Jul. 11, 2014, in U.S. Appl. No. 11/795,027.

* cited by examiner

Primary Examiner — Michael Szperka
Assistant Examiner — Marianne DiBrino
(74) *Attorney, Agent, or Firm* — Arrigo, Lee & Guttman LLP

(57) **ABSTRACT**

This invention relates to the field of anticancer therapy, and to the identification of immunogenic peptides derived from the human telomerase reverse transcriptase (hTERT). The present invention relates to polynucleotides encoding hTERT epitopes restricted to MHC class I molecule, analogs thereof and polyepitopes containing such epitopes and/or analogs. Are also included in the present invention, vector and cell comprising such polynucleotides. The present invention also concerns composition comprising hTERT polypeptides, corresponding polynucleotides, vectors and cells, for use in the treatment and/or prevention of cancer.

20 Claims, 24 Drawing Sheets

gcagcgtgc	gtcctgctgc	gcacgtggga	agccctggcc	ccggcacc	ccgcg	atg	58									
						met										
ccg	cgc	gct	ccc	cgc	tgc	cga	gcc	gtg	cgc	tcc	ctg	ctg	cgc	agc	cac	106
Pro	Arg	Ala	Pro	Arg	Cys	Arg	Ala	Val	Arg	Ser	Leu	Leu	Arg	Ser	His	
			5					10					15			
tac	cgc	gag	gtg	ctg	ccg	ctg	gcc	acg	ttc	gtg	cgg	cgc	ctg	ggg	ccc	154
Tyr	Arg	Glu	Val	Leu	Pro	Leu	Ala	Thr	Phe	Val	Arg	Arg	Leu	Gly	Pro	
		20					25						30			
cag	ggc	tgg	cgg	ctg	gtg	cag	cgc	ggg	gac	ccg	gcg	gct	ttc	cgc	gcg	202
Gln	Gly	Trp	Arg	Leu	Val	Gln	Arg	Gly	Asp	Pro	Ala	Ala	Phe	Arg	Ala	
	35					40					45					
ctg	gtg	gcc	cag	tgc	ctg	gtg	tgc	gtg	ccc	tgg	gac	gca	cgg	ccg	ccc	250
Leu	Val	Ala	Gln	Cys	Leu	Val	Cys	Val	Pro	Trp	Asp	Ala	Arg	Pro	Pro	
	50				55					60					65	
ccc	gcc	gcc	ccc	tcc	ttc	cgc	cag	gtg	tcc	tgc	ctg	aag	gag	ctg	gtg	298
Pro	Ala	Ala	Pro	Ser	Phe	Arg	Gln	Val	Ser	Cys	Leu	Lys	Glu	Leu	Val	
				70					75					80		
gcc	cga	gtg	ctg	cag	agg	ctg	tgc	gag	cgc	ggc	gcg	aag	aac	gtg	ctg	346
Ala	Arg	Val	Leu	Gln	Arg	Leu	Cys	Glu	Arg	Gly	Ala	Lys	Asn	Val	Leu	
			85					90					95			
gcc	ttc	ggc	ttc	gcg	ctg	ctg	gac	ggg	gcc	cgc	ggg	ggc	ccc	ccc	gag	394
Ala	Phe	Gly	Phe	Ala	Leu	Leu	Asp	Gly	Ala	Arg	Gly	Gly	Pro	Pro	Glu	
		100					105					110				
gcc	tcc	acc	acc	agc	gtg	cgc	agc	tac	ctg	ccc	aac	acg	gtg	acc	gac	442
Ala	Phe	Thr	Thr	Ser	Val	Arg	Ser	Tyr	Leu	Pro	Asn	Thr	Val	Thr	Asp	
	115					120					125					
gca	ctg	cgg	ggg	agc	ggg	gcg	tgg	ggg	ctg	ctg	ctg	cgc	cgc	gtg	ggc	490
Ala	Leu	Arg	Gly	Ser	Gly	Ala	Trp	Gly	Leu	Leu	Leu	Arg	Arg	Val	Gly	
	130				135					140				145		
gac	gac	gtg	ctg	gtt	cac	ctg	ctg	gca	cgc	tgc	gcg	ctc	ttt	gtg	ctg	538
Asp	Asp	Val	Leu	Val	His	Leu	Leu	Ala	Arg	Cys	Ala	Leu	Phe	Val	Leu	
				150					155					160		
gtg	gct	ccc	agc	tgc	gcc	tac	cag	gtg	tgc	ggg	ccg	ccg	ctg	tac	cag	586
Val	Ala	Pro	Ser	Cys	Ala	Tyr	Gln	Val	Cys	Gly	Pro	Pro	Leu	Tyr	Gln	
			165					170					175			
ctc	ggc	gct	gcc	act	cag	gcc	cgg	ccc	ccg	cca	cac	gct	agt	gga	ccc	634
Leu	Gly	Ala	Ala	Thr	Gln	Ala	Arg	Pro	Pro	Pro	His	Ala	Ser	Gly	Pro	
		180					185					190				
cga	agg	cgt	ctg	gga	tgc	gaa	cgg	gcc	tgg	aac	cat	agc	gtc	agg	gag	682
Arg	Arg	Arg	Leu	Gly	Cys	Glu	Arg	Ala	Trp	Asn	His	Ser	Val	Arg	Glu	
	195					200					205					

FIG.1A

gcc	ggg	gtc	ccc	ctg	ggc	ctg	cca	gcc	ccg	ggt	gcg	agg	agg	cgc	ggg	730
Ala	Gly	Val	Pro	Leu	Gly	Leu	Pro	Ala	Pro	Gly	Ala	Arg	Arg	Arg	Gly	
210					215					220					225	
ggc	agt	gcc	agc	cga	agt	ctg	ccg	ttg	ccc	aag	agg	ccc	agg	cgt	ggc	778
Gly	Ser	Ala	Ser	Arg	Ser	Leu	Pro	Leu	Pro	Lys	Arg	Pro	Arg	Arg	Gly	
				230					235					240		
gct	gcc	cct	gag	ccg	gag	cgg	acg	ccc	ggt	ggg	cag	ggg	tcc	tgg	gcc	826
Ala	Ala	Pro	Glu	Pro	Glu	Arg	Thr	Pro	Val	Gly	Gln	Gly	Ser	Trp	Ala	
			245					250					255			
cac	ccg	ggc	agg	acg	cgt	gga	ccg	agt	gac	cgt	ggt	ttc	tgt	gtg	gtg	874
His	Pro	Gly	Arg	thr	Arg	Gly	Pro	Ser	Asp	Arg	Gly	Phe	Cys	Val	Val	
		260				265						270				
tca	cct	gcc	aga	ccc	gcc	gaa	gaa	gcc	acc	tct	ttg	gag	ggt	gcg	ctc	922
Ser	Pro	Ala	Arg	Pro	Ala	Glu	Glu	Ala	Thr	Ser	Leu	Glu	Gly	Ala	Leu	
	275					280					285					
tct	ggc	acg	cgc	cac	tcc	cac	cca	tcc	gtg	ggc	cgc	cag	cac	cac	gcg	970
Ser	Gly	Thr	Arg	His	Ser	His	Pro	Ser	Val	Gly	Arg	Gln	His	His	Ala	
290					295					300					305	
ggc	ccc	cca	tcc	aca	tcg	cgg	cca	cca	cgt	ccc	tgg	gac	acg	cct	tgt	1018
Gly	Pro	Pro	Ser	Thr	Ser	Arg	Pro	Pro	Arg	Pro	Trp	Asp	Thr	Pro	Cys	
				310					315					320		
ccc	ccg	gtg	tac	gcc	gag	acc	aag	cac	ttc	ctc	tac	tcc	tca	ggc	gac	1066
Pro	Pro	Val	Tyr	Ala	Glu	Thr	Lys	His	Phe	Leu	Tyr	Ser	Ser	Gly	Asp	
			325					330					335			
aag	gag	cag	ctg	cgg	ccc	tcc	ttc	cta	ctc	agc	tct	ctg	agg	ccc	agc	1114
Lys	Glu	Gln	Leu	Arg	Pro	Ser	Phe	Leu	Leu	Ser	Ser	Leu	Arg	Pro	Ser	
		340					345					350				
ctg	act	ggc	gct	cgg	agg	ctc	gtg	gag	acc	atc	ttt	ctg	ggt	tcc	agg	1162
Leu	Thr	Gly	Ala	Arg	Arg	Leu	Val	Glu	Thr	Ile	Phe	Leu	Gly	Ser	Arg	
	355					360					365					
ccc	tgg	atg	cca	ggg	act	ccc	cgc	agg	ttg	ccc	cgc	ctg	ccc	cag	cgc	1210
Pro	Trp	Met	Pro	Gly	Thr	Pro	Arg	Arg	Leu	Pro	Arg	Leu	Pro	Gln	Arg	
370					375					380					385	
tac	tgg	caa	atg	cgg	ccc	ctg	ttt	ctg	gag	ctg	ctt	ggg	aac	cac	gcg	1258
Tyr	Trp	Gln	Met	Arg	Pro	Leu	Phe	Leu	Glu	Leu	Leu	Gly	Asn	His	Ala	
				390					395					400		
cag	tgc	ccc	tac	ggg	gtg	ctc	ctc	aag	acg	cac	tgc	ccg	ctg	cga	gct	1306
Gln	Cys	Pro	Tyr	Gly	Val	Leu	Leu	Lys	Thr	His	Cys	Pro	Leu	Arg	Ala	
			405					410					415			
gcg	gtc	acc	cca	gca	gcc	ggt	gtc	tgt	gcc	cgg	gag	aag	ccc	cag	ggc	1354
Ala	Val	Thr	Pro	Ala	Ala	Gly	Val	Cys	Ala	Arg	Glu	Lys	Pro	Gln	Gly	
		420					425					430				

FIG. 1B

tct	gtg	gcg	gcc	ccc	gag	gag	gag	gac	aca	gac	ccc	cgt	cgc	ctg	gtg	1402
Ser	Val	Ala	Ala	Pro	Glu	Glu	Glu	Asp	Thr	Asp	Pro	Arg	Arg	Leu	Val	
	435					440					445					
cag	ctg	ctc	cgc	cag	cac	agc	agc	ccc	tgg	cag	gtg	tac	ggc	ttc	gtg	1450
Gln	Leu	Leu	Arg	Gln	His	Ser	Ser	Pro	Trp	Gln	Val	Tyr	Gly	Phe	Val	
450					455					460					465	
cgg	gcc	tgc	ctg	cgc	cgg	ctg	gtg	ccc	cca	ggc	ctc	tgg	ggc	tcc	agg	1498
Arg	Ala	Cys	Leu	Arg	Arg	Leu	Val	Pro	Pro	Gly	Leu	Trp	Gly	Ser	Arg	
				470					475					480		
cac	aac	gaa	cgc	cgc	ttc	ctc	agg	aac	acc	aag	aag	ttc	atc	tcc	ctg	1546
His	Asn	Glu	Arg	Arg	Phe	Leu	Arg	Asn	Thr	Lys	Lys	Phe	Ile	Ser	Leu	
			485					490					495			
ggg	aag	cat	gcc	aag	ctc	tcg	ctg	cag	gag	ctg	acg	tgg	aag	atg	agc	1594
Gly	Lys	His	Ala	Lys	Leu	Ser	Leu	Gln	Glu	Leu	Thr	Trp	Lys	met	Ser	
		500					505					510				
gtg	cgg	gac	tgc	gct	tgg	ctg	cgc	agg	agc	cca	ggg	gtt	ggc	tgt	gtt	1642
Val	Arg	Asp	Cys	Ala	Trp	Leu	Arg	Arg	ser	Pro	Gly	Val	Gly	Cys	Val	
	515					520					525					
ccg	gcc	gca	gag	cac	cgt	ctg	cgt	gag	gag	atc	ctg	gcc	aag	ttc	ctg	1960
Pro	Ala	Ala	Glu	his	Arg	Leu	Arg	Glu	Glu	Ile	Leu	Ala	Lys	Phe	Leu	
530					535					540					545	
cac	tgg	ctg	atg	agt	gtg	tac	gtc	gtc	gag	ctg	ctc	agg	tct	ttc	ttt	1738
His	Trp	Leu	Met	Ser	Val	Tyr	Val	Val	Glu	Leu	Leu	Arg	Ser	Phe	Phe	
				550					555					560		
tat	gtc	acg	gag	acc	acg	ttt	caa	aag	aac	agg	ctc	ttt	ttc	tac	cgg	1786
Tyr	Val	Thr	Glu	Thr	Thr	Phe	Gln	Lys	Asn	Arg	Leu	Phe	Phe	Tyr	Arg	
			565					570					575			
aag	agt	gtc	tgg	agc	aag	ttg	caa	agc	att	gga	atc	aga	cag	cac	ttg	1834
Lys	Ser	Val	Trp	Ser	Lys	Leu	Gln	Ser	Ile	Gly	Ile	Arg	Gln	His	Leu	
		580					585					590				
aag	agg	gtg	cag	ctg	cgg	gag	ctg	tcg	gaa	gca	gag	gtc	agg	cag	cat	1882
Lys	Arg	Val	Gln	Leu	Arg	Glu	Leu	Ser	Glu	Ala	Glu	Val	Arg	Gln	His	
	595					600					605					
cgg	gaa	gcc	agg	ccc	gcc	ctg	ctg	acg	tcc	aga	ctc	cgc	ttc	atc	ccc	1930
Arg	Glu	Ala	Arg	Pro	Ala	Leu	Leu	Thr	Ser	Arg	Leu	Arg	Phe	Ile	Pro	
610					615					620					625	
aag	cct	gac	ggg	ctg	cgg	ccg	att	gtg	aac	atg	gac	tac	gtc	gtg	gga	1978
Lys	Pro	Asp	Gly	Leu	Arg	Pro	Ile	Val	Asn	Met	Asp	Tyr	Val	Val	Gly	
				630					635					640		
gcc	aga	acg	ttc	cgc	aga	gaa	aag	agg	gcc	gag	cgt	ctc	acc	tcg	agg	2026
Ala	Arg	Thr	Phe	Arg	Arg	Glu	Lys	Arg	Ala	Glu	Arg	Leu	Thr	Ser	Arg	
			645					650					655			

FIG. 1C

gtg	aag	gca	ctg	ttc	agc	gtg	ctc	aac	tac	gag	cgg	gcg	cgg	cgc	ccc	2074
Val	Lys	Ala	Leu	Phe	Ser	Val	Leu	Asn	Tyr	Glu	Arg	Ala	Arg	Arg	Pro	
		660					665					670				
ggc	ctc	ctg	ggc	gcc	tct	gtg	ctg	ggc	ctg	gac	gat	atc	cac	agg	gcc	2122
Gly	Leu	Leu	Gly	Ala	Ser	Val	Leu	Gly	Leu	Asp	Asp	Ile	His	Arg	Ala	
		675					680					685				
tgg	cgc	acc	ttc	gtg	ctg	cgt	gtg	cgg	gcc	cag	gac	ccg	ccg	cct	gag	2170
Trp	Arg	Thr	Phe	Val	Leu	Arg	Val	Arg	Ala	Gln	Asp	Pro	Pro	Pro	Glu	
						695				700					705	
ctg	tac	ttt	gtc	aag	gtg	gat	gtg	acg	ggc	gcg	tac	gac	acc	atc	ccc	2218
Leu	Tyr	Phe	Val	Lys	Val	Asp	Val	Thr	Gly	Ala	Tyr	Asp	Thr	Ile	Pro	
				710					715					720		
cag	gac	agg	ctc	acg	gag	gtc	atc	gcc	agc	atc	atc	aaa	ccc	cag	aac	2266
Gln	Asp	Arg	Leu	Thr	Glu	Val	Ile	Ala	Ser	Ile	Ile	Lys	Pro	Gln	Asn	
			725					730					735			
acg	tac	tgc	gtg	cgt	cgg	tat	gcc	gtg	gtc	cag	aag	gcc	gcc	cat	ggg	2314
Thr	Tyr	Cys	Val	Arg	Arg	Tyr	Ala	Val	Val	Gln	Lys	Ala	Ala	His	Gly	
		470					745					750				
cac	gtc	cgc	aag	gcc	ttc	aag	agc	cac	gtc	tct	acc	ttg	aca	gac	ctc	2362
His	Val	Arg	Lys	Ala	Phe	Lys	Ser	His	Val	Ser	Thr	Leu	Thr	Asp	Leu	
		755				760					765					
cag	ccg	tac	atg	cga	cag	ttc	gtg	gct	cac	ctg	cag	gag	acc	agc	ccg	2410
Gln	Pro	Tyr	met	Arg	Gln	Phe	Val	Ala	His	Leu	Gln	Glu	Thr	Ser	Pro	
					775					780					785	
ctg	agg	gat	gcc	gtc	gtc	atc	gag	cag	agc	tcc	tcc	ctg	aat	gag	gcc	2458
Leu	Arg	Asp	Ala	Val	Val	Ile	Glu	Gln	Ser	Ser	Ser	Leu	Asn	Glu	Ala	
						790				795				800		
agc	agt	ggc	ctc	ttc	gac	gtc	ttc	cta	cgc	ttc	atg	tgc	cac	cac	gcc	2506
Ser	Ser	Gly	Leu	Phe	Asp	Val	Phe	Leu	Arg	Phe	Met	Cys	His	His	Ala	
			805					810					815			
gtg	cgc	atc	agg	ggc	aag	tcc	tac	gtc	cag	tgc	cag	ggg	atc	ccg	cag	2554
Val	Arg	Ile	Arg	Gly	Lys	Ser	Tyr	Val	Gln	Cys	Gln	Gly	Ile	Pro	Gln	
			820				825					830				
ggc	tcc	atc	ctc	tcc	acg	ctg	ctc	tgc	agc	ctg	tgc	tac	ggc	gac	atg	2602
Gly	Ser	Ile	Leu	Ser	Thr	Leu	Leu	Cys	Ser	Leu	Cys	Tyr	Gly	Asp	met	
		835				840					845					
gag	aac	aag	ctg	ttt	gcg	ggg	att	cgg	cgg	gac	ggg	ctg	ctc	ctg	cgt	2650
Glu	Asn	Lys	Leu	Phe	Ala	Gly	Ile	Arg	Arg	Asp	Gly	Leu	Leu	Leu	Arg	
					855					860					865	
ttg	gtg	gat	gat	ttc	ttg	ttg	gtg	aca	cct	cac	ctc	acc	cac	gcg	aaa	2698
Leu	Val	Asp	Asp	Phe	Leu	Leu	Val	Thr	Pro	His	Leu	Thr	His	Ala	Lys	
				870					875					880		

FIG. 1D

acc ttc ctc agg acc ctg gtc cga ggt gtc cct gag tat ggc tgc gtg	2746
Thr Phe Leu Arg Thr Leu Val Arg Gly Val Pro Glu Tyr Gly Cys Val	
885 890 895	
gtg aac ttg cgg aag aca gtg gtg aac ttc cct gta gaa gac gag gcc	2794
Val Asn Leu Arg Lys Thr Val Val Asn Phe Pro Val Glu Asp Glu Ala	
900 905 910	
ctg ggt ggc acg gct ttt gtt cag atg ccg gcc cac ggc cta ttc ccc	2842
Leu Gly Gly Thr Ala Phe Val Gln met Pro Ala His Gly Leu Phe Pro	
915 920 925	
tgg tgc ggc ctg ctg ctg gat acc cgg acc ctg gag gtg cag agc gac	2890
Trp Cys Gly Leu Leu Leu Asp Thr Arg Thr Leu Glu Val Gln Ser Asp	
930 935 940 945	
tac tcc agc tat gcc cgg acc tcc atc aga gcc agt ctc acc ttc aac	2938
Tyr Ser Ser Tyr Ala arg Thr Ser Ile Arg Ala Ser Leu Thr Phe Asn	
950 955 960	
cgc ggc ttc aag gct ggg agg aac atg cgt cgc aaa ctc ttt ggg gtc	2986
Arg Gly Phe Lys Ala Gly Arg Asn Met Arg Arg Lys Leu Phe Gly Val	
965 970 975	
ttg cgg ctg aag tgt cac agc ctg ttt ctg gat ttg cag gtg aac agc	3034
Leu Arg Leu Lys Cys His Ser Leu Phe Leu Asp Leu Gln Val Asn Ser	
980 985 990	
ctc cag acg gtg tgc acc aac atc tac aag atc ctc ctg ctg cag gcg	3082
Leu Gln Thr Val Cys Thr Asn Ile Tyr Lys Ile Leu Leu Leu Gln Ala	
995 1000 1005	
tac agg ttt cac gca tgt gtg ctg cag ctc cca ttt cat cag caa gtt	3130
Tyr Arg Phe His Ala Cys Val Leu Gln Leu Pro Phe His Gln Gln Val	
1010 1015 1020 1025	
tgg aag aac ccc aca ttt ttc ctg cgc gtc atc tct gac acg gcc tcc	3178
Leu Cys Tyr Ser Ile Leu Lys Ala Lys Asn Ala Gly Met Ser Leu Gly	
1045 1050 1055	
gcc aag ggc gcc gcc ggc cct ctg ccc tcc gag gcc gtg cag tgg ctg	3274
Ala Lys Gly Ala Ala Gly Pro Leu Pro Ser Glu Ala Val Gln Trp Leu	
1060 1065 1070	
tgc cac caa gca ttc ctg ctc aag ctg act cga cac cgt gtc acc tac	3322
Cys His Gln Ala Phe Leu Leu Lys Leu Thr Arg His Arg Val Thr Tyr	
1075 1080 1085	
gtg cca ctc ctg ggg tca ctc agg aca gcc cag acg cag ctg agt cgg	3370
Val Pro Leu Leu Gly Ser Leu Arg Thr Ala Gln Thr Gln Leu Ser Arg	
1090 1095 1100 1105	

FIG. 1E

aag ctc ccg ggg acg acg ctg act gcc ctg gag gcc gca gcc aac ccg 3418
Lys Leu Pro Gly Thr Thr Leu Thr Ala Leu Glu Ala Ala Ala Asn Pro
 1110 1115 1120
gca ctg ccc tca gac ttc aag acc atc ctg gac tga tggccaccg 3464
Ala Leu Pro Ser Asp Phe Lys Thr Ile Leu Asp
 1125 1130

cccacagcca ggccgagagc agacaccagc agccctgtca cgccgggctc tacgtcccag 3524
ggagggaggg gcggcccaca cccaggcccg caccgctggg agtctgaggc ctgagtgagt 3584
gtttggccga ggctgcatg tccggctgaa ggctgagtgt ccggctgagg cctgagcgag 3644
tgtccagcca agggctgagt gtccagcaca cctgccgtct tcaactcccc acaggctggc 3704
gctcggctcc accccagggc cagcttttcc tcaccaggag cccggcttcc actccccaca 3764
taggaatagt ccatccccag attcgccatt gttcaccctt cgccctgccc tcctttgcct 3824
tccaccccca ccatccaggt ggagaccctg agaaggacc tgggagctct gggaaatttg 3884
agtgaccaaa ggtgtgccct gtacacaggc gaggaccctg cacctggatg ggggtccctg 3944
tgggtcaaat tggggggagg tgctgtggga gtaaaatact gaatatatga gtttttcagt 4004
tttgaaaaaa a 4015

FIG. 1F

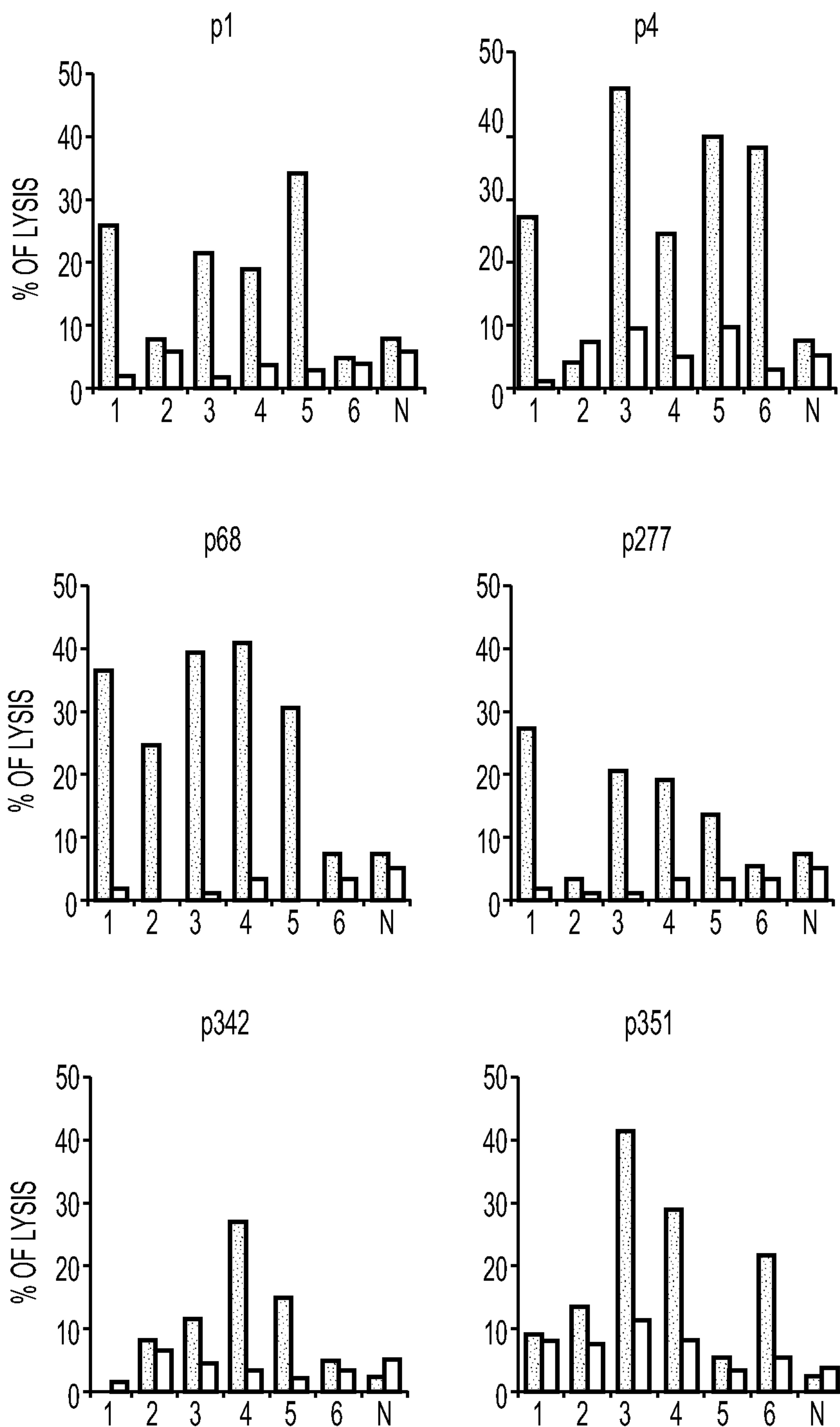


FIG. 2

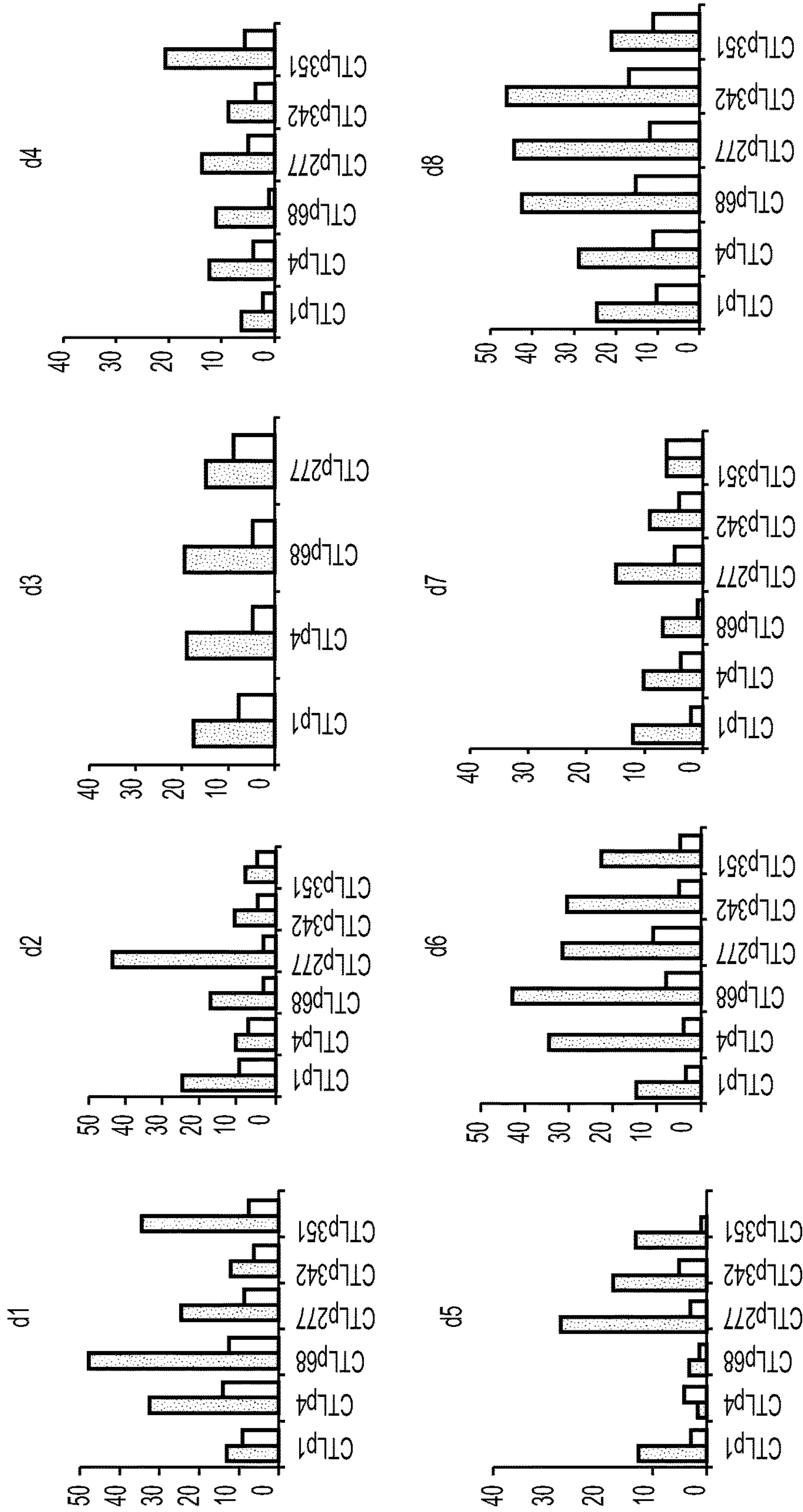


FIG. 3

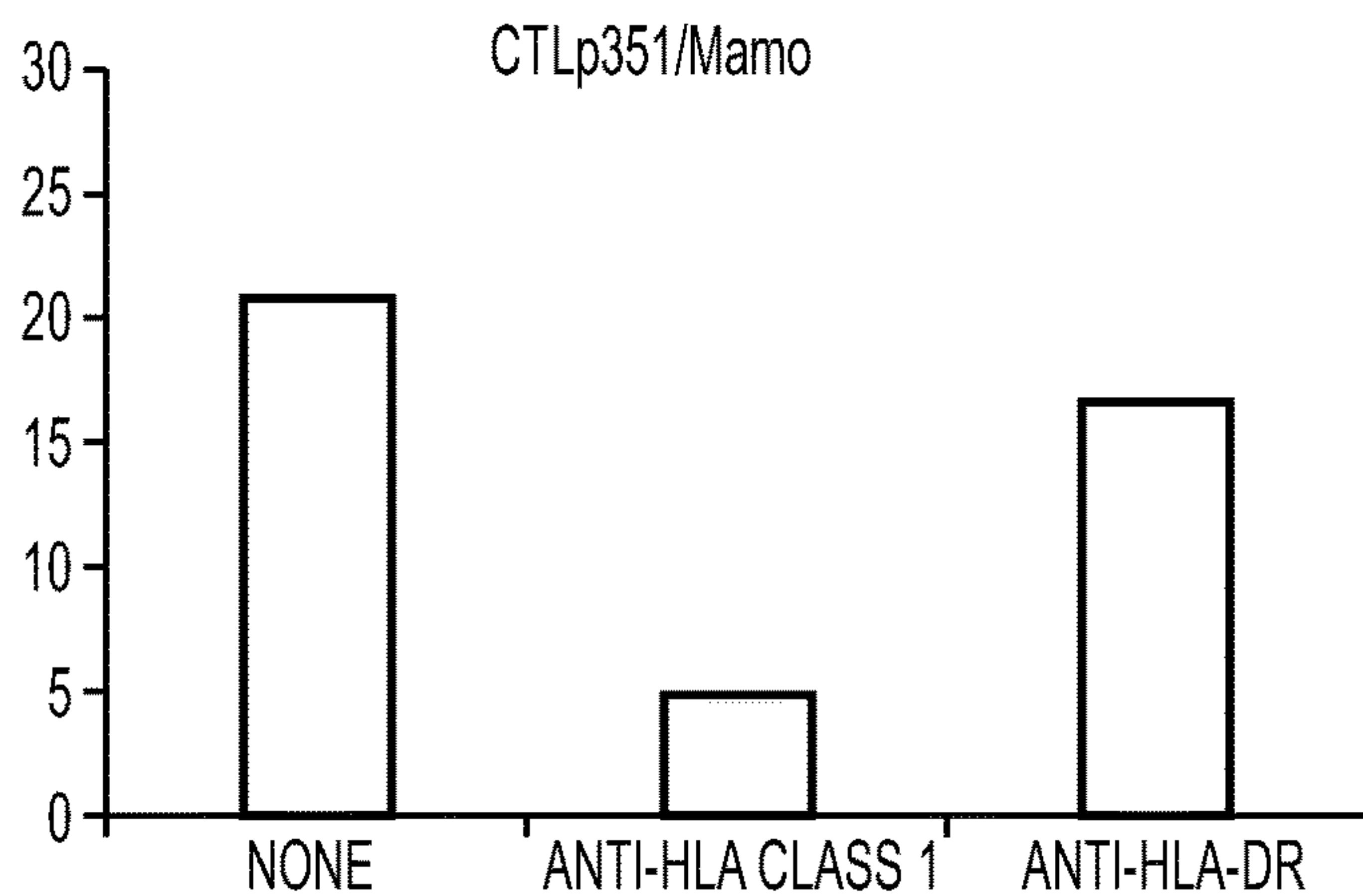
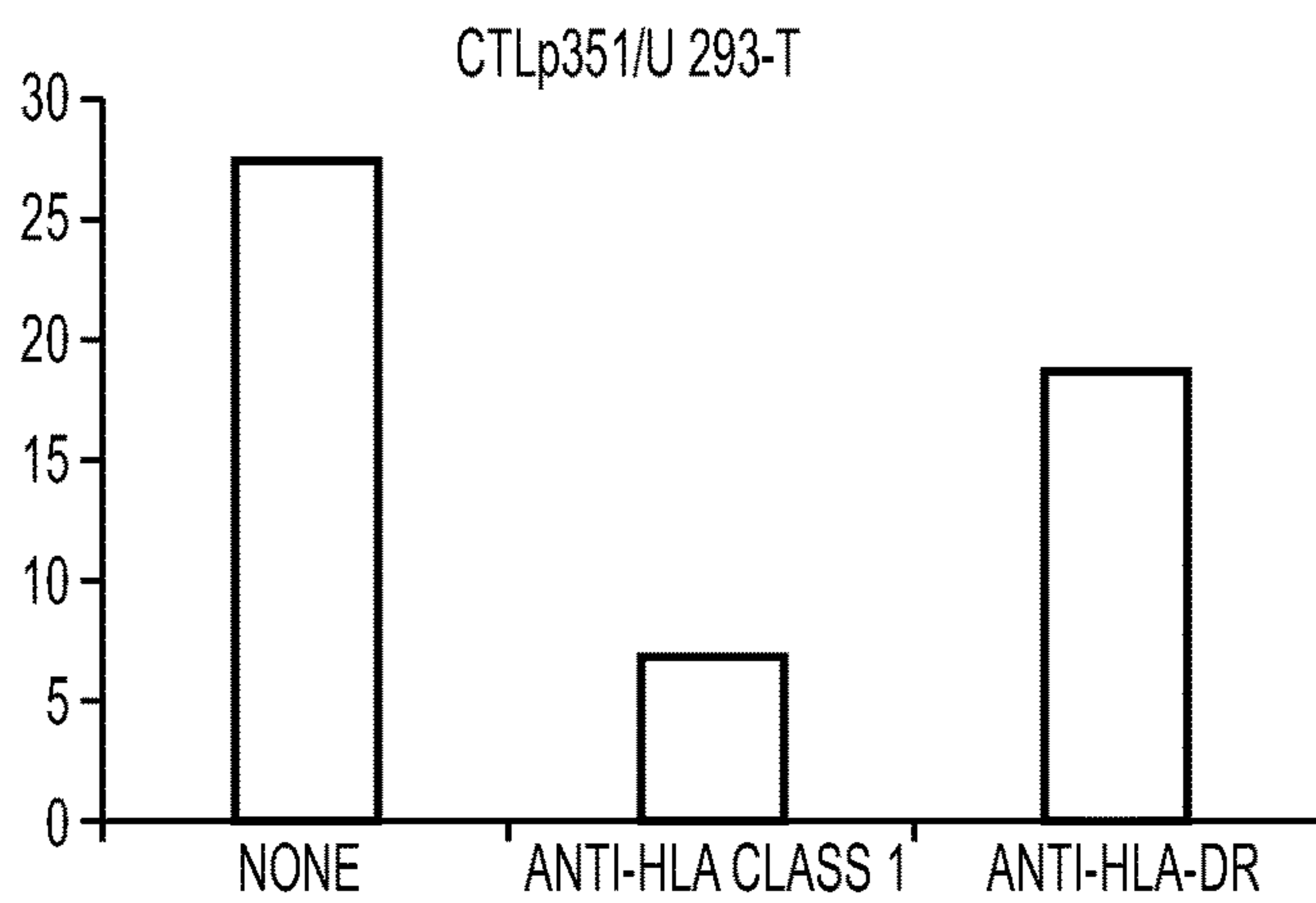
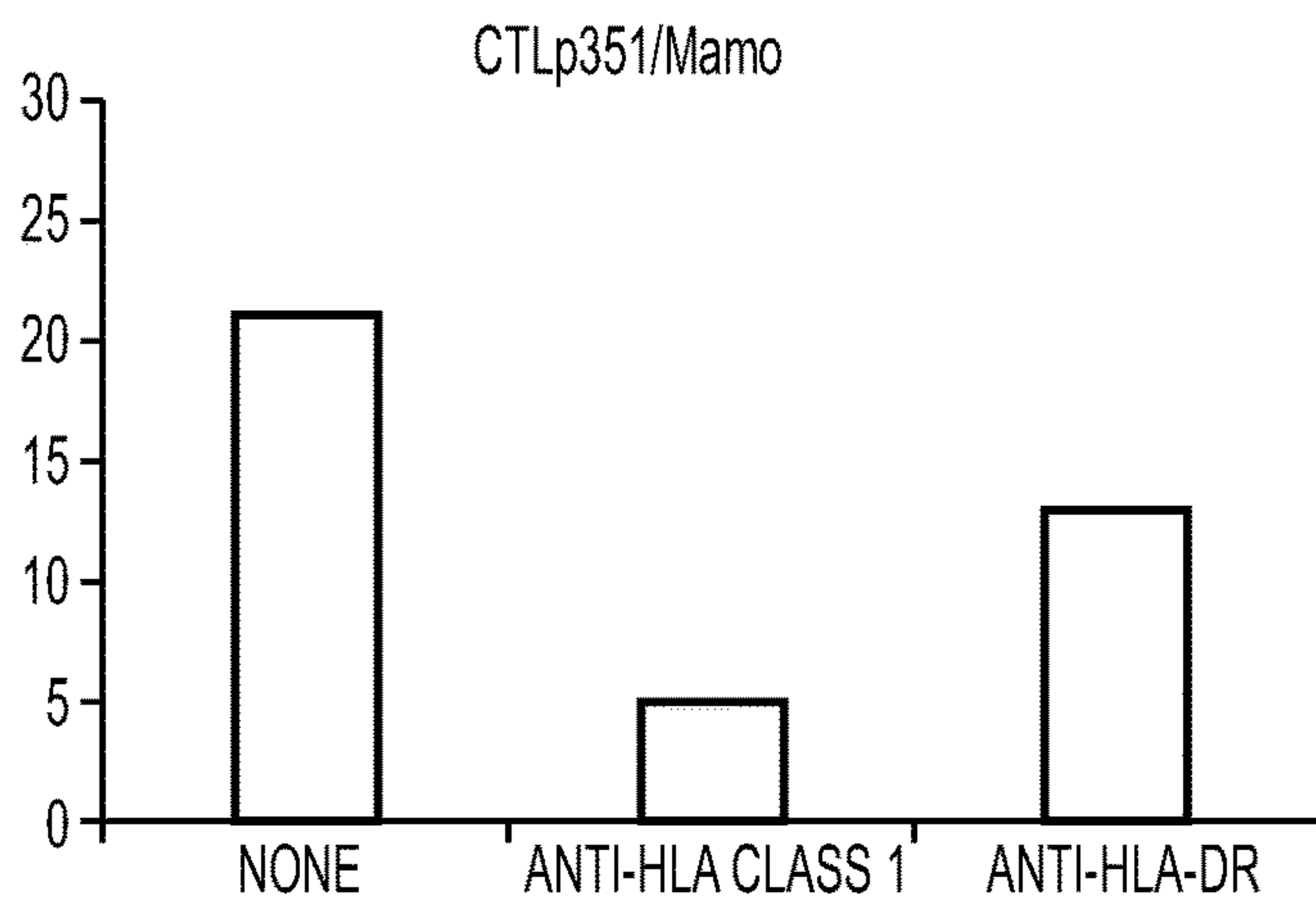


FIG. 4

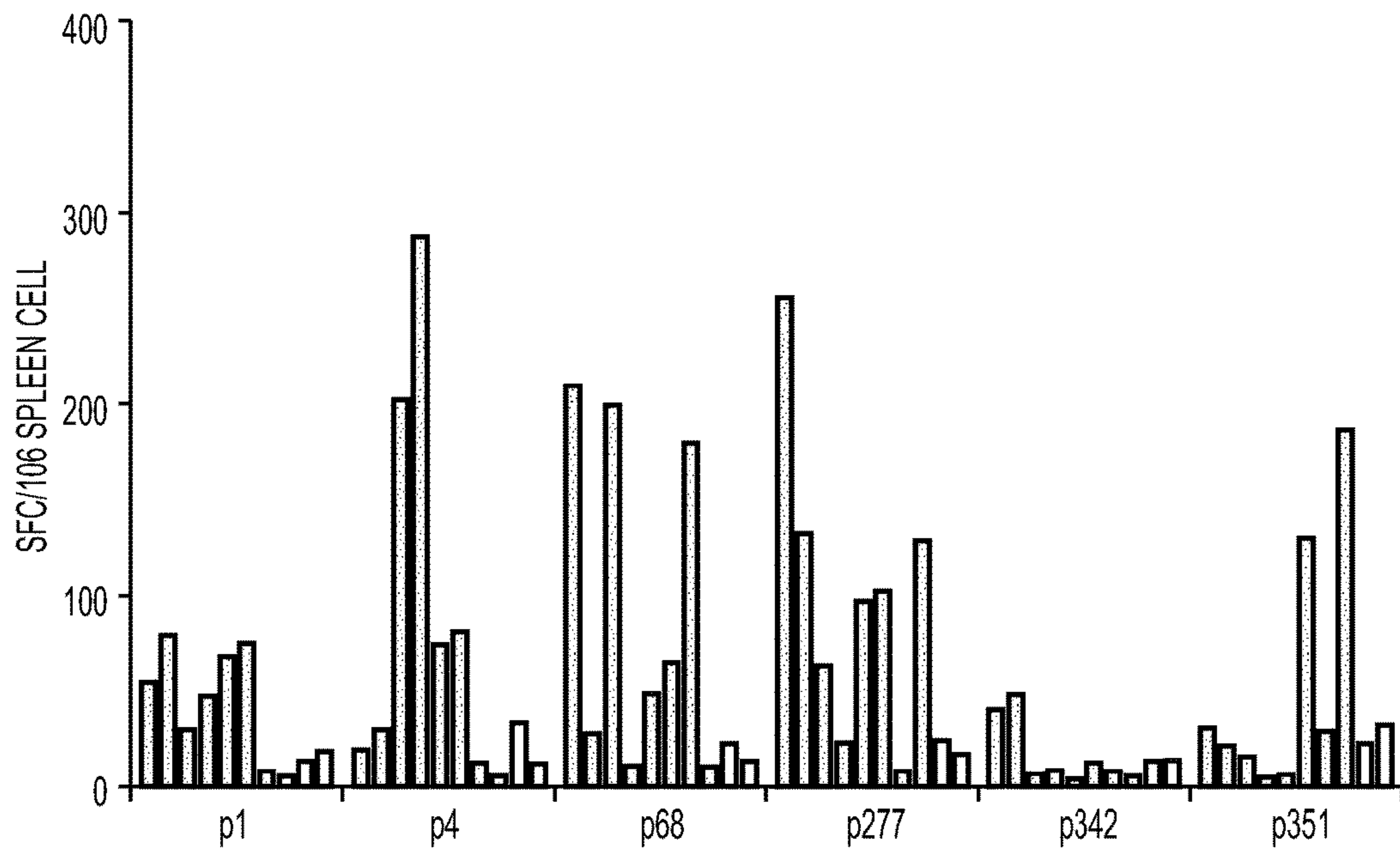


FIG. 5A

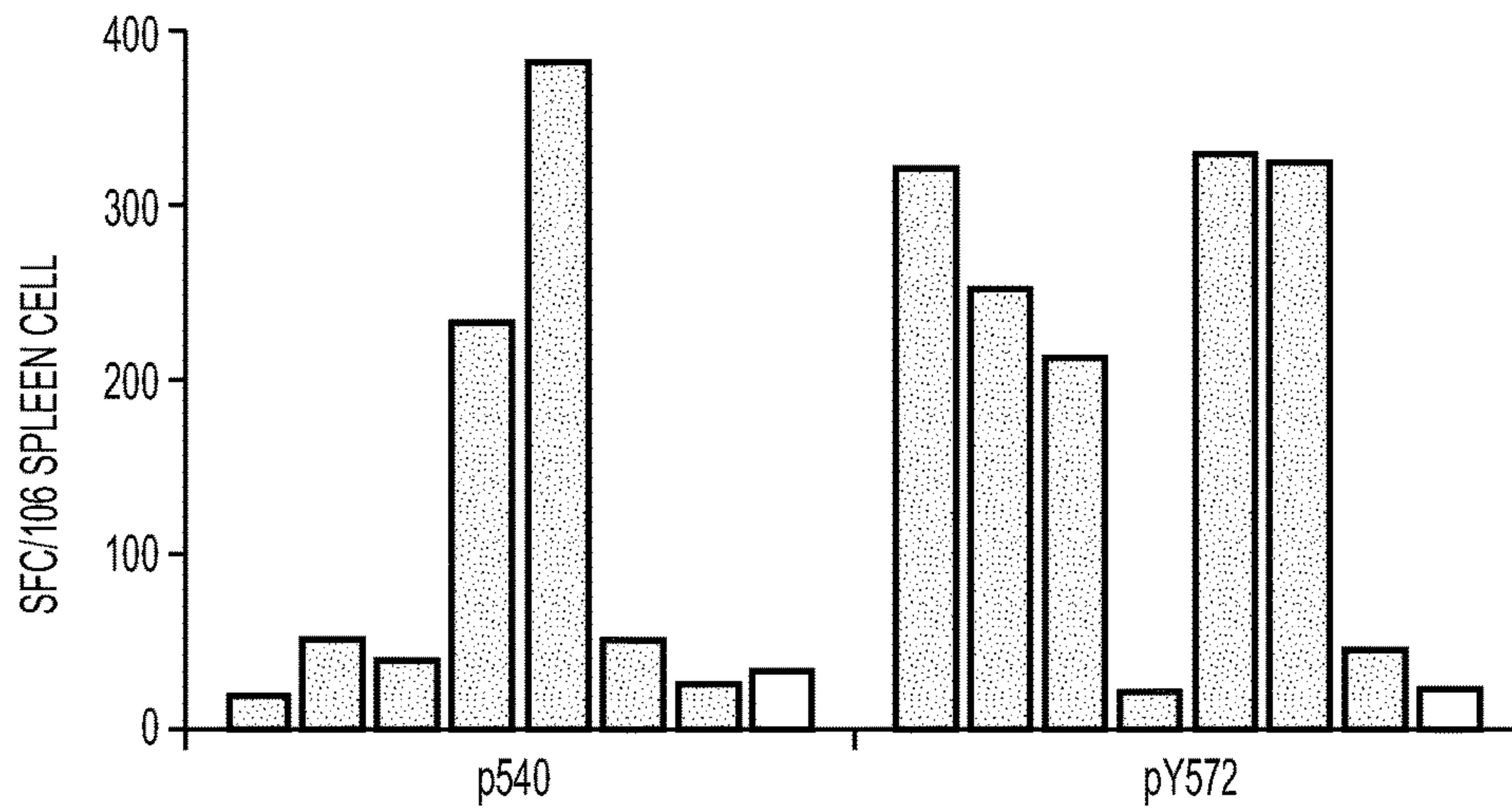


FIG. 5B

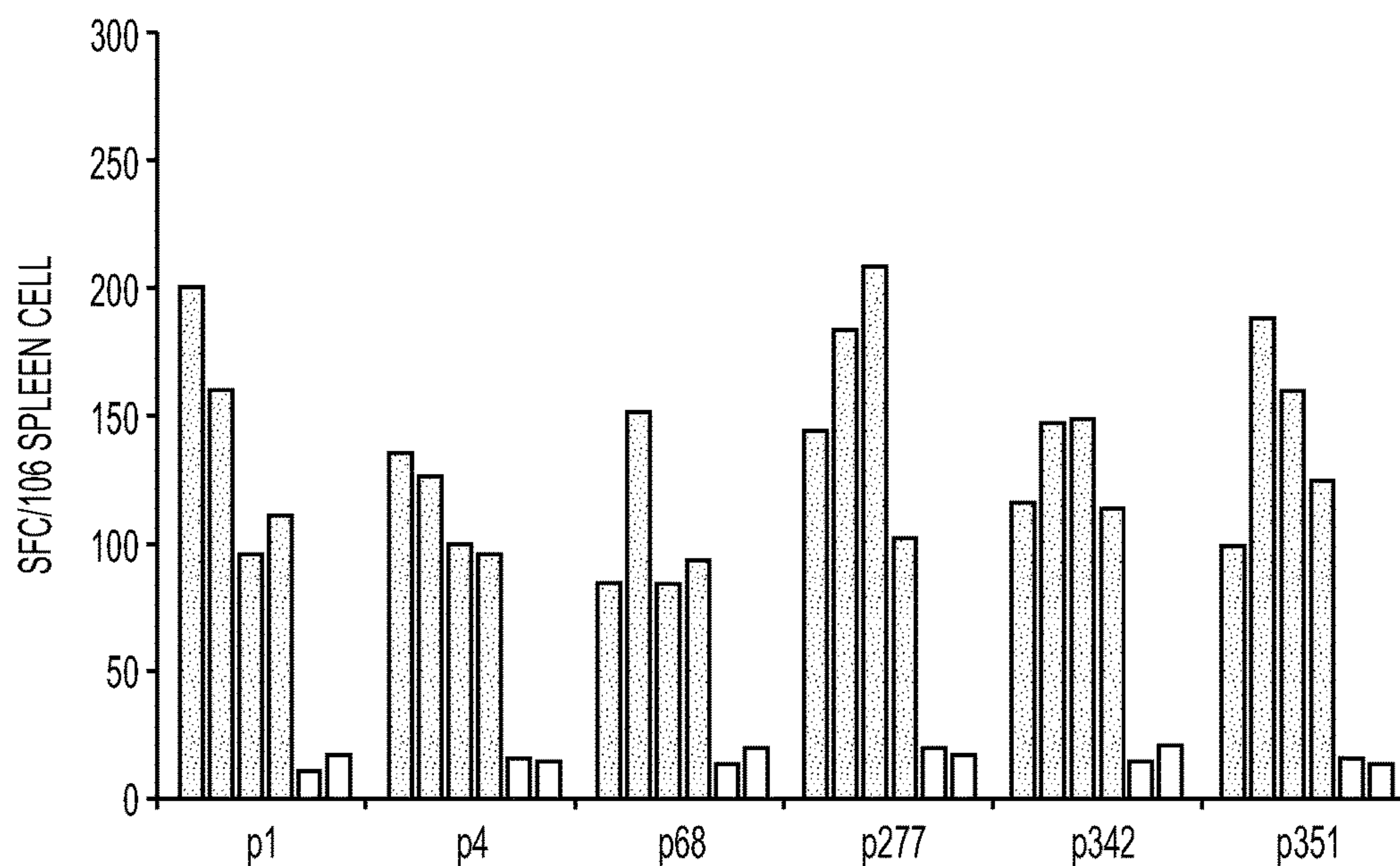


FIG. 6



FIG. 7

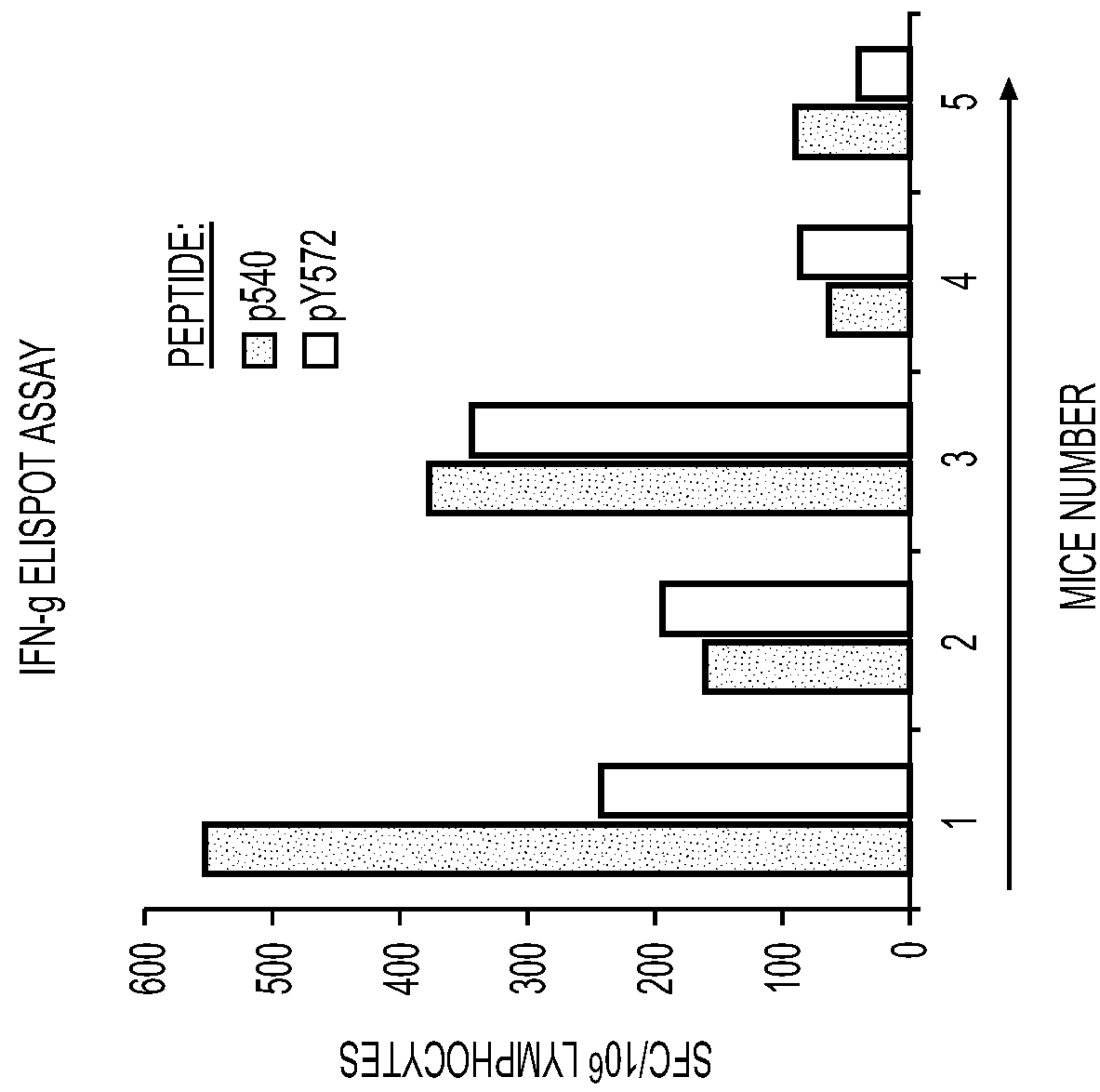
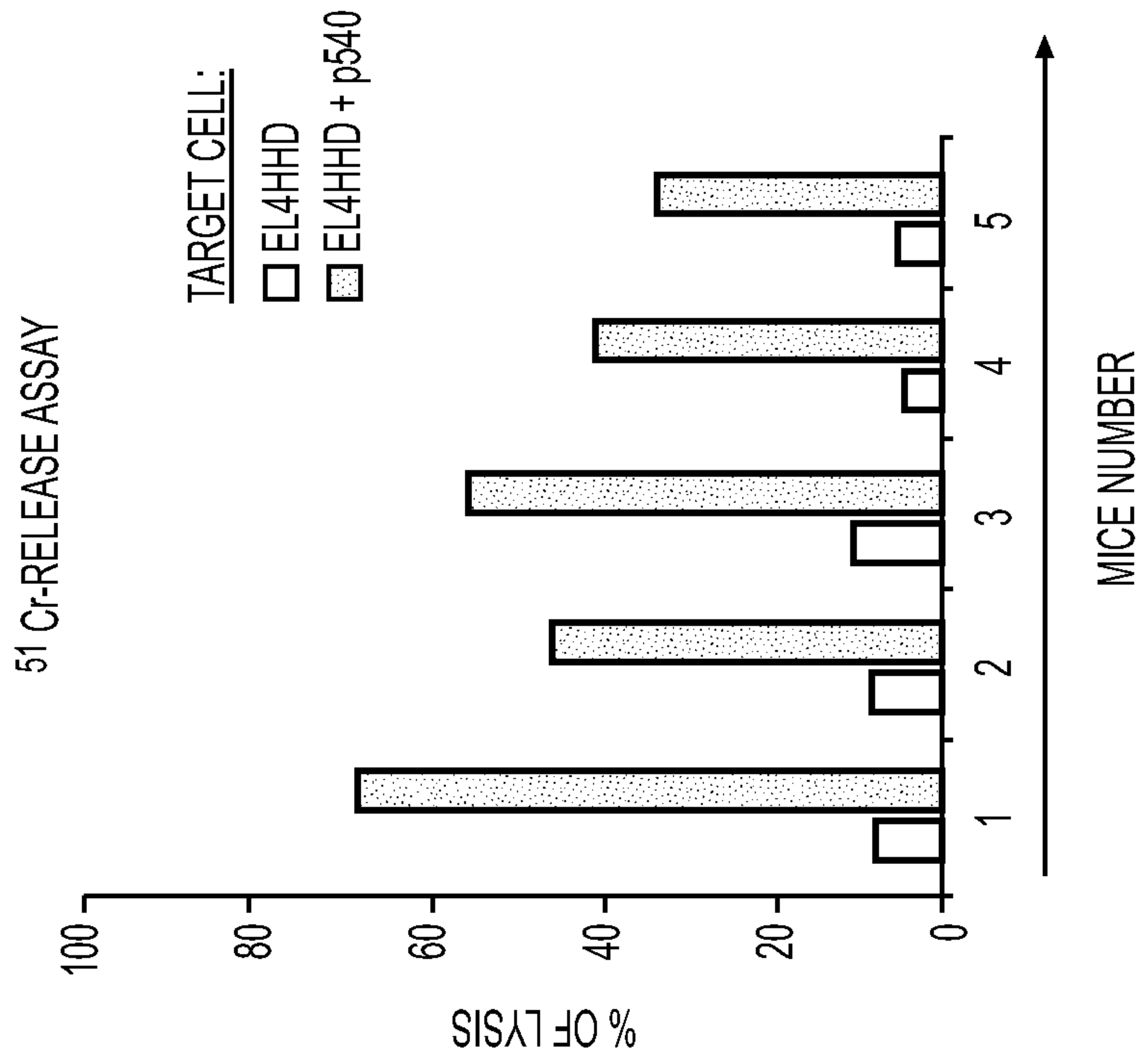


FIG. 8B

FIG. 8A

caggcagcgc	tgcgtcctgc	tgcgcacgtg	ggaagcctg	gccccggcca	cccccgcg	58										
<u>atg</u>	ccg	cgc	gct	ccc	cgc	tgc	cga	gcc	gtg	cgc	tcc	ctg	ctg	cgc	agc	106
Met	Pro	Arg	Ala	Pro	Arg	Cys	Arg	Ala	Val	Arg	Ser	Leu	Leu	Arg	Ser	
1			5						10					15		
cac	tac	cgc	gag	gtg	ctg	ccg	ctg	gcc	acg	ttc	gtg	cgg	cgc	ctg	ggg	154
His	Tyr	Arg	Glu	Val	Leu	Pro	Leu	Ala	Thr	Phe	Val	Arg	Arg	Leu	Gly	
			20					25						30		
ccc	cag	ggc	tgg	cgg	ctg	gtg	cag	cgc	ggg	gac	ccg	gcg	gct	ttc	cgc	202
Pro	Gln	Gly	Trp	Arg	Leu	Val	Gln	Arg	Gly	Asp	Pro	Ala	Ala	Phe	Arg	
		35					40					45				
gcg	ctg	gtg	gcc	cag	tgc	ctg	gtg	tgc	gtg	ccc	tgg	gac	gca	cgg	ccg	250
Ala	Leu	Val	Ala	Gln	Cys	Leu	Val	Cys	Val	Pro	Trp	Asp	Ala	Arg	Pro	
	50					55				60						
ccc	ccc	gcc	gcc	ccc	tcc	ttc	cgc	cag	gtg	tcc	tgc	ctg	aag	gag	ctg	298
Pro	Pro	Ala	Ala	Pro	Ser	Phe	Arg	Gln	Val	Ser	Cys	Leu	Lys	Glu	Leu	
65					70					75				80		
gtg	gcc	cga	gtg	ctg	cag	agg	ctg	tgc	gag	cgc	ggc	gcg	aag	aac	gtg	346
Val	Ala	Arg	Val	Leu	Gln	Arg	Leu	Cys	Glu	Arg	Gly	Ala	Lys	Asn	Val	
				85					90					95		
ctg	gcc	ttc	ggc	ttc	gcg	ctg	ctg	gac	ggg	gcc	cgc	ggg	ggc	ccc	ccc	394
Leu	Ala	Phe	Gly	Phe	Ala	Leu	Leu	Asp	Gly	Ala	Arg	Gly	Gly	Pro	Pro	
			100					105					110			
gag	gcc	ttc	acc	acc	agc	gtg	cgc	agc	tac	ctg	ccc	aac	acg	gtg	acc	442
Glu	Ala	Phe	Thr	Thr	Ser	Val	Arg	Ser	Tyr	Leu	Pro	Asn	Thr	Val	Thr	
		115					120					125				
gac	gca	ctg	cgg	ggg	agc	ggg	gcg	tgg	ggg	ctg	ctg	ctg	cgc	cgc	gtg	490
Asp	Ala	Leu	Arg	Gly	Ser	Gly	Ala	Trp	Gly	Leu	Leu	Leu	Arg	Arg	Val	
	130					135				140						
ggc	gac	gac	gtg	ctg	gtt	cac	ctg	ctg	gca	cgc	tgc	gcg	ctc	ttt	gtg	538
Gly	Asp	Asp	Val	Leu	Val	His	Leu	Leu	Ala	Arg	Cys	Ala	Leu	Phe	Val	
145					150					155					160	
ctg	gtg	gct	ccc	agc	tgc	gcc	tac	cag	gtg	tgc	ggg	ccg	ccg	ctg	tac	586
Leu	Val	Ala	Pro	Ser	Cys	Ala	Tyr	Gln	Val	Cys	Gly	Pro	Pro	Leu	Tyr	
				165					170					175		
cag	ctc	ggc	gct	gcc	act	cag	gcc	cgg	ccc	ccg	cca	cac	gct	agt	gga	634
Gln	Leu	Gly	Ala	Ala	Thr	Gln	Ala	Arg	Pro	Pro	Pro	His	Ala	Ser	Gly	
			180					185					190			
ccc	cga	agg	cgt	ctg	gga	tgc	gaa	cgg	gcc	tgg	aac	cat	agc	gtc	agg	682
Pro	Arg	Arg	Arg	Leu	Gly	Cys	Glu	Arg	Ala	Trp	Asn	His	Ser	Val	Arg	
		195					200					205				
gag	gcc	ggg	gtc	ccc	ctg	ggc	ctg	cca	gcc	ccg	ggt	gcg	agg	agg	cgc	730
Glu	Ala	Gly	Val	Pro	Leu	Gly	Leu	Pro	Ala	Pro	Gly	Ala	Arg	Arg	Arg	
	210					215					220					

FIG. 9A

ggg ggc agt gcc agc cga agt ctg ccg ttg ccc aag agg ccc agg cgt Gly Gly Ser Ala Ser Arg Ser Leu Pro Leu Pro Lys Arg Pro Arg Arg 225 230 235 240	778
ggc gct gcc cct gag ccg gag cgg acg ccc gtt ggg cag ggg tcc tgg Gly Ala Ala Pro Glu Pro Glu Arg Thr Pro Val Gly Gln Gly Ser Trp 245 250 255	826
gcc cac ccg ggc agg acg cgt gga ccg agt gac cgt ggt ttc tgt gtg Ala His Pro Gly Arg Thr Arg Gly Pro Ser Asp Arg Gly Phe Cys Val 260 265 270	874
gtg tca cct gcc aga ccc gcc gaa gaa gcc acc tct ttg gag ggt gcg Val Ser Pro Ala Arg Pro Ala Glu Glu Ala Thr Ser Leu Glu Gly Ala 275 280 285	922
ctc tct ggc acg cgc cac tcc cac cca tcc gtg ggc cgc cag cac cac Leu Ser Gly Thr Arg His Ser His Pro Ser Val Gly Arg Gln His His 290 295 300	970
gcg ggc ccc cca tcc aca tcg cgg cca cca cgt ccc tgg gac acg cct Ala Gly Pro Pro Ser Thr Ser Arg Pro Pro Arg Pro Trp Asp Thr Pro 305 310 315 320	1018
tgt ccc ccg gtg tac gcc gag acc aag cac ttc ctc tac tcc tca ggc Cys Pro Pro Val Tyr Ala Glu Thr Lys His Phe Leu Tyr Ser Ser Gly 325 330 335	1066
gac aag gag cag ctg cgg ccc tcc ttc cta ctc agc tct ctg agg ccc Asp Lys Glu Gln Leu Arg Pro Ser Phe Leu Leu Ser Ser Leu Arg Pro 340 345 350	1114
agc ctg act ggc gct cgg agg ctc gtg gag acc atc ttt ctg ggt tcc Ser Leu Thr Gly Ala Arg Arg Leu Val Glu Thr Ile Phe Leu Gly Ser 355 360 365	1162
agg ccc tgg atg cca ggg act ccc cgc agg ttg ccc cgc ctg ccc cag Arg Pro Trp Met Pro Gly Thr Pro Arg Arg Leu Pro Arg Leu Pro Gln 370 375 380	1210
cgc tac tgg caa atg cgg ccc ctg ttt ctg gag ctg ctt ggg aac cac Arg Tyr Trp Gln Met Arg Pro Leu Phe Leu Glu Leu Leu Gly Asn His 385 390 395 400	1258
gcg cag tgc ccc tac ggg gtg ctc ctc aag acg cac tgc ccg ctg cga Ala Gln Cys Pro Tyr Gly Val Leu Leu Lys Thr His Cys Pro Leu Arg 405 410 415	1306
gct gcg gtc acc cca gca gcc ggt gtc tgt gcc ccg gag aag ccc cag Ala Ala Val Thr Pro Ala Ala Gly Val Cys Ala Arg Glu Lys Pro Gln 420 425 430	1354
ggc tct gtg gcg gcc ccc gag gag gag gac aca gac ccc cgt cgc ctg Gly Ser Val Ala Ala Pro Glu Glu Glu Asp Thr Asp Pro Arg Arg Leu 435 440 445	1402

FIG. 9B

gtg	cag	ctg	ctc	cgc	cag	cac	agc	agc	ccc	tgg	cag	gtg	tac	ggc	ttc	1450
Val	Gln	Leu	Leu	Arg	Gln	His	Ser	Ser	Pro	Trp	Gln	Val	Tyr	Gly	Phe	
	450					455					460					
gtg	cgg	gcc	tgc	ctg	cgc	cgg	ctg	gtg	ccc	cca	ggc	ctc	tgg	ggc	tcc	1498
Val	Arg	Ala	Cys	Leu	Arg	Arg	Leu	Val	Pro	Pro	Gly	Leu	Trp	Gly	Ser	
465					470				475						480	
agg	cac	aac	gaa	cgc	cgc	ttc	ctc	agg	aac	acc	aag	aag	ttc	atc	tcc	1546
Arg	His	Asn	Glu	Arg	Arg	Phe	Leu	Arg	Asn	Thr	Lys	Lys	Phe	Ile	Ser	
				485					490					495		
ctg	ggg	aag	cat	gcc	aag	ctc	tcg	ctg	cag	gag	ctg	acg	tgg	aag	atg	1594
Leu	Gly	Lys	His	Ala	Lys	Leu	Ser	Leu	Gln	Glu	Leu	Thr	Trp	Lys	Met	
			500					505					510			
agc	gtg	cgg	gac	tgc	gct	tgg	ctg	cgc	agg	agc	cca	ggg	gtt	ggc	tgt	1642
Ser	Val	Arg	Asp	Cys	Ala	Trp	Leu	Arg	Arg	Ser	Pro	Gly	Val	Gly	Cys	
		515					520					525				
gtt	ccg	gcc	gca	gag	cac	cgt	ctg	cgt	gag	gag	atc	ctg	gcc	aag	ttc	1690
Val	Pro	Ala	Ala	Glu	His	Arg	Leu	Arg	Glu	Glu	Ile	Leu	Ala	Lys	Phe	
	530					535					540					
ctg	cac	tgg	ctg	atg	agt	gtg	tac	gtc	gtc	gag	ctg	ctc	agg	tct	ttc	1738
Leu	His	Trp	Leu	Met	Ser	Val	Tyr	Val	Val	Glu	Leu	Leu	Arg	Ser	Phe	
545					550					555					560	
ttt	tat	gtc	acg	gag	acc	acg	ttt	caa	aag	aac	agg	ctc	ttt	ttc	tac	1786
Phe	Tyr	Val	Thr	Glu	Thr	Thr	Phe	Gln	Lys	Asn	Arg	Leu	Phe	Phe	Tyr	
				565				570						575		
cgg	aag	agt	gtc	tgg	agc	aag	ttg	caa	agc	att	gga	atc	aga	cag	cac	1834
Arg	Lys	Ser	Val	Trp	Ser	Lys	Leu	Gln	Ser	Ile	Gly	Ile	Arg	Gln	His	
			580					585					590			
ttg	aag	agg	gtg	cag	ctg	cgg	gag	ctg	tcg	gaa	gca	gag	gtc	agg	cag	1882
Leu	Lys	Arg	Val	Gln	Leu	Arg	Glu	Leu	Ser	Glu	Ala	Glu	Val	Arg	Gln	
		595					600					605				
cat	cgg	gaa	gcc	agg	ccc	gcc	ctg	ctg	acg	tcc	aga	ctc	cgc	ttc	atc	1930
His	Arg	Glu	Ala	Arg	Pro	Ala	Leu	Leu	Thr	Ser	Arg	Leu	Arg	Phe	Ile	
	610					615					620					
ccc	aag	cct	gac	ggg	ctg	cgg	ccg	att	gtg	aac	atg	gac	tac	gtc	gtg	1978
Pro	Lys	Pro	Asp	Gly	Leu	Arg	Pro	Ile	Val	Asn	Met	Asp	Tyr	Val	Val	
625					630					635					640	
gga	gcc	aga	acg	ttc	cgc	aga	gaa	aag	agg	gcc	gag	cgt	ctc	acc	tcg	2026
Gly	Ala	Arg	Thr	Phe	Arg	Arg	Glu	Lys	Arg	Ala	Glu	Arg	Leu	Thr	Ser	
				645					650					655		
agg	gtg	aag	gca	ctg	ttc	agc	gtg	ctc	aac	tac	gag	cgg	gcg	cgg	cgc	2074
Arg	Val	Lys	Ala	Leu	Phe	Ser	Val	Leu	Asn	Tyr	Glu	Arg	Ala	Arg	Arg	
			660					665					670			

FIG. 9C

ccc ggc ctc ctg ggc gcc tct gtg ctg ggc ctg gac gat atc cac agg Pro Gly Leu Leu Gly Ala Ser Val Leu Gly Leu Asp Asp Ile His Arg 675 680 685	2122
gcc tgg cgc acc ttc gtg ctg cgt gtg cgg gcc cag gac ccg ccg cct Ala Trp Arg Thr Phe Val Leu Arg Val Arg Ala Gln Asp Pro Pro Pro 690 695 700	2170
gag ctg tac ttt gtc aag gtg gat gtg acg ggc gcg tac gac acc atc Glu Leu Tyr Phe Val Lys Val Asp Val Thr Gly Ala Tyr Asp Thr Ile 705 710 715 720	2218
ccc cag gac agg ctc acg gag gtc atc gcc agc atc atc aaa ccc cag Pro Gln Asp Arg Leu Thr Glu Val Ile Ala Ser Ile Ile Lys Pro Gln 725 730 735	2266
aac acg tac tgc gtg cgt cgg tat gcc gtg gtc cag aag gcc gcc cat Asn Thr Tyr Cys Val Arg Arg Tyr Ala Val Val Gln Lys Ala Ala His 740 745 750	2314
ggg cac gtc cgc aag gcc ttc aag agc cac gtc tct acc ttg aca gac Gly His Val Arg Lys Ala Phe Lys Ser His Val Ser Thr Leu Thr Asp 755 760 765	2362
ctc cag ccg tac atg cga cag ttc gtg gct cac ctg cag gag acc agc Leu Gln Pro Tyr Met Arg Gln Phe Val Ala His Leu Gln Glu Thr Ser 770 775 780	2410
ccg ctg agg gat gcc gtc gtc atc gag cag agc tcc tcc ctg aat gag Pro Leu Arg Asp Ala Val Val Ile Glu Gln Ser Ser Ser Leu Asn Glu 785 790 795 800	2458
gcc agc agt ggc ctc ttc gac gtc ttc cta cgc ttc atg tgc cac cac Ala Ser Ser Gly Leu Phe Asp Val Phe Leu Arg Phe Met Cys His His 805 810 815	2506
gcc gtg cgc atc agg ggc aag tcc tac gtc cag tgc cag ggg atc ccg Ala Val Arg Ile Arg Gly Lys Ser Tyr Val Gln Cys Gln Gly Ile Pro 820 825 830	2554
cag ggc tcc atc ctc tcc acg ctg ctc tgc agc ctg tgc tac ggc gac Gln Gly Ser Ile Leu Ser Thr Leu Leu Cys Ser Leu Cys Tyr Gly Asp 835 840 845	2602
atg gag aac aag ctg ttt gcg ggg att cgg cgg gac ggg ctg ctc ctg Met Glu Asn Lys Leu Phe Ala Gly Ile Arg Arg Asp Gly Leu Leu Leu 850 855 860	2650
cgt ttg ttc ttg ttg gtg aca cct cac ctc acc cac gcg aaa acc ttc Arg Leu Phe Leu Leu Val Thr Pro His Leu Thr His Ala Lys Thr Phe 865 870 875 880	2698
ctc agg acc ctg gtc cga ggt gtc cct gag tat gcc tgc gtg gtg aac Leu Arg Thr Leu Val Arg Gly Val Pro Glu Tyr Gly Cys Val Val Asn 885 890 895	2746

FIG. 9D

ttg cgg aag aca gtg gtg aac ttc cct gta gaa gac gag gcc ctg ggt	2794
Leu Arg Lys Thr Val Val Asn Phe Pro Val Glu Asp Glu Ala Leu Gly	
900 905 910	
ggc acg gct ttt gtt cag atg ccg gcc cac ggc cta ttc ccc tgg tgc	2842
Gly Thr Ala Phe Val Gln Met Pro ALa His Gly Leu Phe Pro Trp Cys	
915 920 925	
ggc ctg ctg ctg gat acc cgg acc ctg gag gtg cag agc gac tac tcc	2890
Gly Leu Leu Leu Asp Thr Arg Thr Leu Glu Val Gln Ser Asp Tyr Ser	
930 935 940	
agc tat gcc cgg acc tcc atc aga gcc agt ctc acc ttc aac cgc gcc	2938
Ser Tyr Ala Arg Thr Ser Ile Arg Ala Ser Leu Thr Phe Asn Arg Gly	
945 950 955 960	
ttc aag gct ggg agg agc atg cgt cgc aaa ctc ttt ggg gtc ttg cgg	2986
Phe Lys Ala Gly Arg Asn Met Arg Arg Lys Leu Phe Gly Val Leu Arg	
965 970 975	
ctg aag tgt cac agc ctg ttt ctg gat ttg cag gtg aac agc ctc cag	3034
Leu Lys Cys His Ser Leu Phe Leu Asp Leu Gln Val Asn Ser Leu Gln	
980 985 990	
acg gtg tgc acc aac atc tac aag atc ctc ctg ctg cag gcg tac agg	3082
Thr Val Cys Thr Asn Ile Tyr Lys Ile Leu Leu Leu Gln Ala Tyr Arg	
995 1000 1005	
ttt cac gca tgt gtg ctg cag ctc cca ttt cat cag caa gtt tgg	3127
Phe His Ala Cys Val Leu Gln Leu Pro Phe His Gln Gln Val Trp	
1010 1015 1020	
aag aac ccc aca ttt ttc ctg cgc gtc atc tct gac acg gcc tcc	3172
Lys Asn Pro Thr Phe Phe Leu Arg Val Ile Ser Asp Thr Ala Ser	
1025 1030 1035	
ctc tgc tac tcc atc ctg aaa gcc aag aac gca ggg atg tcg ctg	3217
Leu Cys Tyr Ser Ile Leu Lys Ala Lys Asn Ala Gly Met Ser Leu	
1040 1045 1050	
ggg gcc aag ggc gcc gcc ggc cct ctg ccc tcc gag gcc gtg cag	3262
Gly Ala Lys Gly Ala Ala Gly Pro Leu Pro Ser Glu Ala Val Gln	
1055 1060 1065	
tgg ctg tgc cac caa gca ttc ctg ctc aag ctg act cga cac cgt	3307
Trp Leu Cys His Gln Ala Phe Leu Leu Lys Leu Thr Arg His Arg	
1070 1075 1080	
gtc acc tac gtg cca ctc ctg ggg tca ctc agg aca gcc cag acg	3352
Val Thr Tyr Val Pro Leu Leu Gly Ser Leu Arg Thr Ala Gln Thr	
1085 1090 1095	
cag ctg agt cgg aag ctc ccg ggg acg acg ctg act gcc ctg gag	3397
Gln Leu Ser Arg Lys Leu Pro Gly Thr Thr Leu Thr Ala Leu Glu	
1100 1105 1110	

FIG. 9E

gcc gca gcc aac ccg gca ctg ccc tca gac ttc aag acc atc ctg 3442
Ala Ala Ala Asn Pro Ala Leu Pro Ser Asp Phe Lys Thr Ile Leu
1115 1120 1125

gac tga tggccacccg cccacagcca ggccgagagc agacaccagc agccctgtca 3498
Asp

cgccgggctc tacgtcccag ggagggaggg gcggcccaca cccaggcccg caccgctggg 3558
agtctgaggc ctgagtgagt gtttggccga ggccctgcatg tccggctgaa ggctgagtgt 3618
ccggctgagg cctgagcagag tgtccagcca agggctgagt gtccagcaca cctgccgtct 3678
tcaactcccc acaggctggc gctcggctcc accccagggc cagcttttcc tcaccaggag 3738
cccggcttcc actccccaca taggaatagt ccatccccag attcgccatt gttcaccctt 3798
cgccctgccc tcctttgctt tccacccccca ccatccaggt ggagaccctg agaaggacct 3858
tgggagctct ggggaatttg agtgacaaa ggtgtgccct gtacacaggc gaggaccctg 3918
cacctggatg ggggtccctg tgggtcaa at tggggggagg tgctgtggga gtaaaatact 3978
gaatatatga gtttttcagt tttgaaaaa a 4009

FIG. 9F

caggcagcgc tgcgtcctgc tgcgcacgtg ggaagccctg gccccggcca cccccgcg 58

atg ccg cgc gct ccc cgc tgc cga gcc gtg cgc tcc ctg ctg cgc agc 106
 Met Pro Arg Ala Pro Arg Cys Arg Ala Val Arg Ser Leu Leu Arg Ser
 1 5 10 15

cac tac cgc gag gtg ctg ccg ctg gcc acg ttc gtg cgg cgc ctg ggg 154
 His Tyr Arg Glu Val Leu Pro Leu Ala Thr Phe Val Arg Arg Leu Gly
 20 25 30

ccc cag ggc tgg cgg ctg gtg cag cgc ggg gac ccg gcg gct ttc cgc 202
 Pro Gln Gly Trp Arg Leu Val Gln Arg Gly Asp Pro Ala Ala Phe Arg
 35 40 45

gcg ctg gtg gcc cag tgc ctg gtg tgc gtg ccc tgg gac gca cgg ccg 250
 Ala Leu Val Ala Gln Cys Leu Val Cys Val Pro Trp Asp Ala Arg Pro
 50 55 60

ccc ccc gcc gcc ccc tcc ttc cgc cag gtg tcc tgc ctg aag gag ctg 298
 Pro Pro Ala Ala Pro Ser Phe Arg Gln Val Ser Cys Leu Lys Glu Leu
 65 70 75 80

gtg gcc cga gtg ctg cag agg ctg tgc gag cgc ggc gcg aag aac gtg 346
 Val Ala Arg Val Leu Gln Arg Leu Cys Glu Arg Gly Ala Lys Asn Val
 85 90 95

ctg gcc ttc ggc ttc gcg ctg ctg gac ggg gcc cgc ggg ggc ccc ccc 394
 Leu Ala Phe Gly Phe Ala Leu Leu Asp Gly Ala Arg Gly Gly Pro Pro
 100 105 110

gag gcc tcc acc acc agc gtg cgc agc tac ctg ccc aac acg gtg acc 442
 Glu Ala Phe Thr Thr Ser Val Arg Ser Tyr Leu Pro Asn Thr Val Thr
 115 120 125

gac gca ctg cgg ggg agc ggg gcg tgg ggg ctg ctg ctg cgc cgc gtg 490
 Asp Ala Leu Arg Gly Ser Gly Ala Trp Gly Leu Leu Leu Arg Arg Val
 130 135 140

ggc gac gac gtg ctg gtt cac ctg ctg gca cgc tgc gcg ctc ttt gtg 538
 Gly Asp Asp Val Leu Val His Leu Leu Ala Arg Cys Ala Leu Phe Val
 145 150 155 160

ctg gtg gct ccc agc tgc gcc tac cag gtg tgc ggg ccg ccg ctg tac 586
 Leu Val Ala Pro Ser Cys Ala Tyr Gln Val Cys Gly Pro Pro Leu Tyr
 165 170 175

cag ctc ggc gct gcc act cag gcc cgg ccc ccg cca cac gct agt gga 634
 Gln Leu Gly Ala Ala Thr Gln Ala Arg Pro Pro Pro His Ala Ser Gly
 180 185 190

ccc cga agg cgt ctg gga tgc gaa cgg gcc tgg acc cat agc gtc agg 682
 Pro Arg Arg Arg Leu Gly Cys Glu Arg Ala Trp Asn His Ser Val Arg
 195 200 205

FIG. 10A

gag gcc ggg gtc ccc ctg ggc ctg cca gcc ccg ggt gcg agg agg cgc	730
Glu Ala Gly Val Pro Leu Gly Leu Pro Ala Pro Gly Ala Arg Arg Arg	
210 215 220	
ggg ggc agt gcc agc cga agt ctg ccg ttg ccc aag agg ccc agg cgt	778
Gly Gly Ser Ala Ser Arg Ser Leu Pro Leu Pro Lys Arg Pro Arg Arg	
225 230 235 240	
ggc gct gcc cct gag ccg gag cgg acg ccc gtt ggg cag ggg tcc tgg	826
Gly Ala Ala Pro Glu Pro Glu Arg Thr Pro Val Gly Gln Gly Ser Trp	
245 250 255	
gcc cac ccg ggc agg acg cgt gga ccg agt gac cgt ggt ttc tgt gtg	874
Ala His Pro Gly Arg Thr Arg Gly Pro Ser Asp Arg Gly Phe Cys Val	
260 265 270	
gtg tca cct gcc aga ccc gcc gaa gaa gcc acc tct ttg gag ggt gcg	922
Val Ser Pro Ala Arg Pro Ala Glu Glu Ala Thr Ser Leu Glu Gly Ala	
275 280 285	
ctc tct ggc acg cgc cac tcc cac cca tcc gtg ggc cgc cag cac cac	970
Leu Ser Gly Thr Arg His Ser His Pro Ser Val Gly Arg Gln His His	
290 295 300	
gcg ggc ccc cca tcc aca tcg cgg cca cca cgt ccc tgg gac acg cct	1018
Ala Gly Pro Pro Ser Thr Ser Arg Pro Pro Arg Pro Trp Asp Thr Pro	
305 310 315 320	
tgt ccc ccg gtg tac gcc gag acc aag cac ttc ctc tac tcc tca ggc	1066
Cys Pro Pro Val Tyr Ala Glu Thr Lys His Phe Leu Tyr Ser Ser Gly	
325 330 335	
gac aag gag cag ctg cgg ccc tcc ttc cta ctc agc tct ctg agg ccc	1114
ASp Lys Glu Gln Leu Arg Pro Ser Phe Leu Leu Ser Ser Leu Arg Pro	
340 345 350	
agc ctg act ggc gct cgg agg ctc gtg gag acc atc ttt ctg ggt tcc	1162
Ser Leu Thr Gly Ala Arg Arg Leu Val Glu Thr Ile Phe Leu Gly Ser	
355 360 365	
agg ccc tgg atg cca ggg act ccc cgc agg ttg ccc cgc ctg ccc cag	1210
Arg Pro Trp Met Pro Gly Thr Pro Arg Arg Leu Pro Arg Leu Pro Gln	
370 375 380	
cgc tac tgg caa atg cgg ccc ctg ttt ctg gag ctg ctt ggg aac cac	1258
Arg Tyr Trp Gln Met Arg Pro Leu Phe Leu Glu Leu Leu Gly Asn His	
385 390 395 400	
gcg cag tgc ccc tac ggg gtg ctc ctc aag acg cac tgc ccg ctg cga	1306
Ala Gln Cys Pro Tyr Gly Val Leu Leu Lys Thr His Cys Pro Leu Arg	
405 410 415	
gct gcg gtc acc cca gca gcc ggt gtc tgt gcc ccg gag aag ccc cag	1354
Ala Ala Val Thr Pro Ala Ala Gly Val Cys Ala Arg Glu Lys Pro Gln	
420 425 430	

FIG. 10B

ggc tct gtg gcg gcc ccc gag gag gag gac aca gac ccc cgt cgc ctg	1402
Gly Ser Val Ala Ala Pro Glu Glu Glu Asp Thr Asp Pro Arg Arg Leu	
435 440 445	
gtg cag ctg ctc cgc cag cac agc agc ccc tgg cag gtg tac ggc ttc	1450
Val Gln Leu Leu Arg Gln His Ser Ser Pro Trp Gln Val Tyr Gly Phe	
450 455 460	
gtg cgg gcc tgc ctg cgc cgg ctg gtg ccc cca ggc ctc tgg ggc tcc	1498
Val Arg Ala Cys Leu Arg Arg Leu Val Pro Pro Gly Leu Trp Gly Ser	
465 470 475 480	
agg cac aac gaa cgc cgc ttc ctc agg aac acc aag aag ttc atc tcc	1546
Arg His Asn Glu Arg Arg Phe Leu Arg Asn Thr Lys Lys Phe Ile Ser	
485 490 495	
ctg ggg aag cat gcc aag ctc tcg ctg cag gag ctg acg tgg aag atg	922
Leu Gly Lys His Ala Lys Leu Ser Leu Gln Glu Leu Thr Trp Lys Met	
500 505 510	
agc gtg cgg gac tgc gct tgg ctg cgc agg agc cca ggg gtt ggc tgt	1642
Ser Val Arg Asp Cys Ala Trp Leu Arg Arg Ser Pro Gly Val Gly Cys	
515 520 525	
gtt ccg gcc gca gag cac cgt ctg cgt gag gag atc ctg gcc aag ttc	1690
Val Pro Ala Ala Glu His Arg Leu Arg Glu Glu Ile Leu Ala Lys Phe	
530 535 540	
ctg cac tgg ctg atg agt gtg tac gtc gtc gag ctg ctc agg tct ttc	1738
Leu His Trp Leu Met Ser Val Tyr Val Val Glu Leu Leu Arg Ser Phe	
545 550 555 560	
ttt tat gtc acg gag acc acg ttt caa aag aac agg ctc ttt ttc tac	1786
Phe Tyr Val Thr Glu Thr Thr Phe Gln Lys Asn Arg Leu Phe Phe Tyr	
565 570 575	
cgg aag agt gtc tgg agc aag ttg caa agc att gga atc aga cag cac	1834
Arg Lys Ser Val Trp Ser Lys Leu Gln Ser Ile Gly Ile Arg Gln His	
580 585 590	
ttg aag agg gtg cag ctg cgg gag ctg tcg gaa gca gag gtc agg cag	1882
Leu Lys Arg Val Gln Leu Arg Glu Leu Ser Glu Ala Glu Val Arg Gln	
595 600 605	
cat cgg gaa gcc agg ccc gcc ctg ctg acg tcc aga ctc cgc ttc atc	1930
His Arg Glu Ala Arg Pro Ala Leu Leu Thr Ser Arg Leu Arg Phe Ile	
610 615 620	
ccc aag cct gac ggg ctg cgg ccg att gtg aac atg gac tac gtc gtg	1978
Pro Lys Pro Asp Gly Leu Arg Pro Ile Val Asn Met Asp Tyr Val Val	
625 630 635 640	
gga gcc aga acg ttc cgc aga gaa aag agg gcc gag cgt ctc acc tcg	2026
Gly Ala Arg Thr Phe Arg Arg Glu Lys Arg Ala Glu Arg Leu Thr Ser	
645 650 655	

FIG. 10C

agg	gtg	aag	gca	ctg	ttc	agc	gtg	ctc	aac	tac	gag	cgg	gcg	cgg	cgc	2074
Arg	Val	Lys	Ala	Leu	Phe	Ser	Val	Leu	Asn	Tyr	Glu	Arg	Ala	Arg	Arg	
			660					665					670			
ccc	ggc	ctc	ctg	ggc	gcc	tct	gtg	ctg	ggc	ctg	gac	gat	atc	cac	agg	2122
Pro	Gly	Leu	Leu	Gly	Ala	Ser	Val	Leu	Gly	Leu	Asp	Asp	Ile	His	Arg	
		675					680					685				
gcc	tgg	cgc	acc	ttc	gtg	ctg	cgt	gtg	cgg	gcc	cag	gac	ccg	ccg	cct	2170
Ala	Trp	Arg	Thr	Phe	Val	Leu	Arg	Val	Arg	Ala	Gln	Asp	Pro	Pro	Pro	
	690					695					700					
gag	ctg	tac	ttt	gtc	aag	gtg	gat	gtg	acg	ggc	gcg	tac	gac	acc	atc	2218
Glu	Leu	Tyr	Phe	Val	Lys	Val	Asp	Val	Thr	Gly	Ala	Tyr	Asp	Thr	Ile	
705					710					715					720	
ccc	cag	gac	agg	ctc	acg	gag	gtc	atc	gcc	agc	atc	atc	aaa	ccc	cag	2266
Pro	Gln	Asp	Arg	Leu	Thr	Glu	Val	Ile	Ala	Ser	Ile	Ile	Lys	Pro	Gln	
				725					730					735		
aac	acg	tac	tgc	gtg	cgt	cgg	tat	gcc	gtg	gtc	cag	aag	gcc	gcc	cat	2314
Asn	Thr	Tyr	Cys	Val	Arg	Arg	Tyr	Ala	Val	Val	Gln	Lys	Ala	Ala	His	
			740					745					750			
ggg	cac	gtc	cgc	aag	gcc	ttc	aag	agc	cac	gtc	tct	acc	ttg	aca	gac	2362
Gly	His	Val	Arg	Lys	Ala	Phe	Lys	Ser	His	Val	Ser	Thr	Leu	Thr	Asp	
		755					760					765				
ctc	cag	ccg	tac	atg	cga	cag	ttc	gtg	gct	cac	ctg	cag	gag	acc	agc	2410
Leu	Gln	Pro	Tyr	Met	Arg	Gln	Phe	Val	Ala	His	Leu	Gln	Glu	Thr	Ser	
	770					775					780					
ccg	ctg	agg	gat	gcc	gtc	gtc	atc	gag	cag	agc	tcc	tcc	ctg	aat	gag	2458
Pro	Leu	Arg	Asp	Ala	Val	Val	Ile	Glu	Gln	Ser	Ser	Ser	Leu	Asn	Glu	
	785				790					795					800	
gcc	agc	agt	ggc	ctc	ttc	gac	gtc	ttc	cta	cgc	ttc	atg	tgc	cac	cac	2506
Ala	Ser	Ser	Gly	Leu	Phe	Asp	Val	Phe	Leu	Arg	Phe	Met	Cys	His	His	
				805					810					815		
gcc	gtg	cgc	atc	agg	ggc	aag	tcc	tac	gtc	cag	tgc	cag	ggg	atc	ccg	2554
Ala	Val	Arg	Ile	Arg	Gly	Lys	Ser	Tyr	Val	Gln	Cys	Gln	Gly	Ile	Pro	
			820					825					830			
cag	ggc	tcc	atc	ctc	tcc	acg	ctg	ctc	tgc	agc	ctg	tgc	tac	ggc	gac	2602
Gln	Gly	Ser	Ile	Leu	Ser	Thr	Leu	Leu	Cys	Ser	Leu	Cys	Tyr	Gly	Asp	
		835					840					845				
atg	gag	aac	aag	ctg	ttt	gcg	ggg	att	cgg	cgg	gac	ggg	ctg	ctc	gtg	2650
Met	Glu	Asn	Lys	Leu	Phe	Ala	Gly	Ile	Arg	Arg	Asp	Gly	Leu	Leu	Val	
	850					855					860					
aca	cct	cac	ctc	acc	cac	gcg	aaa	acc	ttc	ctc	agg	acc	ctg	gtc	cga	2698
Thr	Pro	His	Leu	Thr	His	Ala	Lys	Thr	Phe	Leu	Arg	Thr	Leu	Val	Arg	
	865				870					875					880	

FIG. 10D

ggt gtc cct gag tat ggc tgc gtg gtg aac ttg cgg aag aca gtg gtg	2746
Gly Val Pro Glu Tyr Gly Cys Val Val Asn Leu Arg Lys Thr Val Val	
885 890 895	
aac ttc cct gta gaa gac gag gcc ctg ggt ggc acg gct ttt gtt cag	2794
Asn Phe Pro Val Glu Asp Glu Ala Leu Gly Gly Thr Ala Phe Val Gln	
900 905 910	
atg ccg gcc cac ggc cta ttc ccc tgg tgc ggc ctg ctg ctg gat acc	2842
Met Pro Ala His Gly Leu Phe Pro Trp Cys Gly Leu Leu Leu Asp Thr	
915 920 925	
cgg acc ctg gag gtg cag agc gac tac tcc agc tat gcc cgg acc tcc	2890
Arg Thr Leu Glu Val Gln Ser Asp Tyr Ser Ser Tyr Ala Arg Thr Ser	
930 935 940	
atc aga gcc agt ctc acc ttc aac cgc ggc ttc aag gct ggg agg aac	2938
Ile Arg Ala Ser Leu Thr Phe Asn Arg Gly Phe Lys Ala Gly Arg Asn	
945 950 955 960	
atg cgt cgc aaa ctc ttt ggg gtc ttg cgg ctg aag tgt cac agc ctg	2986
Met Arg Arg Lys Leu Phe Gly Val Leu Arg Leu Lys Cys His Ser Leu	
965 970 975	
ttt ctg gat ttg cag gtg aac agc ctc cag acg gtg tgc acc acc atc	3034
Phe Leu Asp Leu Gln Val Asn Ser Leu Gln Thr Val Cys Thr Asn Ile	
980 985 990	
tac aag atc ctc ctg ctg cag gcg tac agg ttt cac gca tgt gtg ctg	3082
Tyr Lys Ile Leu Leu Leu Gln Ala Tyr Arg Phe His Ala Cys Val Leu	
995 1000 1005	
cag ctc cca ttt cat cag caa gtt tgg aag aac ccc aca ttt ttc	3127
Gln Leu Pro Phe His Gln Gln Val Trp Lys Asn Pro Thr Phe Phe	
1010 1015 1020	
ctg cgc gtc atc tct gac acg gcc tcc ctc tgc tac tcc atc ctg	3172
Leu Arg Val Ile Ser Asp Thr Ala Ser Leu Cys Tyr Ser Ile Leu	
1025 1030 1035	
aaa gcc aag aac gca ggg atg tcg ctg ggg gcc aag ggc gcc gcc	3217
Lys Ala Lys Asn Ala Gly Met Ser Leu Gly Ala Lys Gly Ala Ala	
1040 1045 1050	
ggc cct ctg ccc tcc gag gcc gtg cag tgg ctg tgc cac caa gca	3262
Gly Pro Leu Pro Ser Glu Ala Val Gln Trp Leu Cys His Gln Ala	
1055 1060 1065	
ttc ctg ctc aag ctg act cga cac cgt gtc acc tac gtg cca ctc	3307
Phe Leu Leu Lys Leu Thr Arg His Arg Val Thr Tyr Val Pro Leu	
1070 1075 1080	
ctg ggg tca ctc agg aca gcc cag acg cag ctg agt cgg aag ctc	3352
Leu Gly Ser Leu Arg Thr Ala Gln Thr Gln Leu Ser Arg Lys Leu	
1085 1090 1095	

FIG. 10E

ccg ggg acg acg ctg act gcc ctg gag gcc gca gcc aac ccg gca	3397
Pro Gly Thr Thr Leu Thr Ala Leu Glu Ala Ala Ala Asn Pro Ala	
1100 1105 1110	
ctg ccc tca gac ttc aag acc atc ctg gac tga tggccacccg	3440
Leu Pro Ser Asp Phe Lys Thr Ile Leu Asp	
1115 1120	
cccacagcca ggccgagagc agacaccagc agccctgtca cgccgggctc tacgtcccag	3500
ggagggaggg gcggcccaca cccaggcccg caccgctggg agtctgaggc ctgagtgagt	3560
gtttggccga ggctgcatg tccggctgaa ggctgagtgt ccggctgagg cctgagcag	3620
tgtccagcca agggctgagt gtccagcaca cctgccgtct tcaattcccc acaggctggc	3680
gctcggetcc accccagggc cagcttttcc tcaccaggag cccggcttcc actccccaca	3740
taggaatagt ccatccccag attcgccatt gttcaccct cgccctgcc tcctttgect	3800
tccaccccca ccatccaggt ggagaccctg agaaggacc tgggagctct gggaatttgg	3860
agtgacaaa ggtgtgccct gtacacaggc gaggaccctg cacctggatg ggggtccctg	3920
tgggtcaaat tggggggagg tgctgtggga gtaaataact gaatatatga gtttttcagt	3980
tttgaaaaa a	3991

FIG. 10F

**POLYNUCLEOTIDES ENCODING MHC
CLASS I-RESTRICTED hTERT EPITOPES,
ANALOGUES THEREOF OR POLYPEPTIDES**

CROSS REFERENCE TO RELATED
APPLICATIONS

This application is a continuation of application Ser. No. 11/795,027, filed Dec. 17, 2009, which is the national phase entry of PCT/EP2006/007571, filed Jul. 31, 2006, which claimed priority of European Patent Application No. 05291627.7 filed Jul. 29, 2005. Both of those applications are hereby incorporated herein by reference in their entirety.

This invention relates to the field of anticancer therapy, and to the identification of immunogenic peptides derived from the human telomerase reverse transcriptase (hTERT). The present invention relates to polynucleotides encoding hTERT epitopes restricted to MHC class I molecule, analogues thereof and polypeptides containing such epitopes and/or analogues. Are also included in the present invention, vectors and cells comprising such polynucleotides. The present invention also concerns compositions comprising hTERT polypeptides, corresponding polynucleotides, vectors and cells, for use in the treatment and/or prevention of cancer.

In light of deficits in current anticancer therapeutic approaches, antitumor therapy has enjoyed renewed interest. Recent studies have enhanced our understanding of anti melanoma immune responses associated with tumor regression. Collectively these data suggest that activated tumor-specific CD8 CTL are immunological weapon of choice for potent anti-tumor therapy. The research of over-expressed proteins permitting to trigger cytotoxic T lymphocytes to tumours of different origins is also progressing.

Telomerase is a ribonucleoprotein complex, consisting of a protein component, TERT, and an RNA component (TR) containing the template for the synthesis of the repeat unit (T₂AG₃) added onto the ends of chromosomes, that stabilizes the chromosomes during replication and prevent end-to-end fusion. Maintenance of a constant telomere length prevents cells from aging, and confers immortality (Hahn et al. Nat Med 1999; 5: 1164-70). High hTERT activity was found in more than 85% of human cancers, whereas most normal adult human tissues show no or little telomerase activity (Counter et al. Blood 1995; 85:2315-20).

The widespread expression of telomerase in tumors indicates that peptide fragments of hTERT could serve as tumor specific antigen(s) and this has been confirmed in several reports (Vonderheide et al. immunity 1999; 10:673-9). Recent data from Phase I clinical trials demonstrate the feasibility of vaccine against hTERT in HLA-A2⁺ patients, opening the way for use of hTERT for therapeutic vaccination (Vonderheide et al. Clin Cancer Res 2004; 10:828-39; Parkhurst et al. Clin Cancer Res 2004; 10:4688-98). Nevertheless, the immunogenic hTERT peptides identified to date are restricted to one MHC allele HLA-A2.1, with only two initial reports on two HLA-supertypes, HLA-A3 and HLA-A24, represented respectively in 44.2% and 40% of the population.

Hence, the following publications reported the identification of hTERT peptides:

hTERT peptide ILAKFLHWL (SEQ ID NO: 1), restricted to HLA-A2 (Vonderheide et al. Immunity 1999; 10:673-9),

hTERT peptides MPRAPRCRA (SEQ ID NO: 6), RPAEEATSL (SEQ ID NO: 6), RPSFLLSSL (SEQ ID NO: 10) and APRCRA VRS (SEQ ID NO: 2) identified

by informatics prediction within the HLA-A context WO 00/02581). However, these peptides have never been confirmed by experimental results to be efficient epitopes, neither in a HLA-87 context nor in any HLA context.

hTERT peptide KLFGLVRLK (SEQ ID NO: 3) (K973), restricted to HLA-A3 (Vonderheide et al. Clin Cancer Res 2001; 7:3343-8), and

hTERT peptides YAETKHFL (SEQ ID NO: 4) (TEL324) and VYGFVRACL (SEQ ID NO: 5) (TEL 461), restricted to HLA-A24 (Arai et al. Blood 2001; 9:2903-7).

Consequently, the hTERT peptides identified so far do not cover all the population, thus excluding a large segment of patients.

In order to overcome this failure, at least in part and to thus better cover the genetic diversity of the human population, the present invention identifies new epitopes derived from hTERT, restricted to a particular HLA which is different from HLA-A3 and HLA-A24. Among the many different alleles, the present application is interested in the HLA-B7 supertype which is expressed in about 25% of the population, and particularly to the second allele the most expressed in the human HLA-B population: the HLA-*B0702 (allele present in 15-20% of individuals in human population).

The gene of the isoform-1 of the telomerase is 4015 base pairs (bp) long (NCBI Accession number AF015950) and encodes a protein of 1132 amino acids (NCBI Accession number AAC51672.1) (FIG. 1).

The invention concerns a polynucleotide encoding a human telomerase reverse transcriptase (hTERT) peptide. In a particular embodiment of the invention, the encoded peptides are 9 amino acids in length (nonamer) or 10 amino acids in length (decamer), and the polynucleotide has hence 27 or 30 nucleotides. In general, the encoded peptide is less than 15 amino acids and the polynucleotide has less than 45 nucleotides.

The invention also concerns a polynucleotide encoding hTERT peptides that are epitopes, restricted to MHC class I molecule, especially epitopes suitable to induce an immune response restricted to HLA-87. The nucleotide sequence of the polynucleotide of the invention is, in a particular embodiment, limited to the sequence encoding the hTERT peptide. Such peptides can be chosen from the group consisting of MPRAPRCRA (SEQ ID NO: 6) (p1; amino acid residues 1 to 9), APRCRAVRS (SEQ ID NO: 7) (p4; amino acid residues 4 to 13), APSFRQVSCL (SEQ ID NO: 8) (p68; amino acid residues 68 to 77), RPAEEATSL (SEQ ID NO: 9) (p277; amino acid residues 277 to 285), RPSFLLSSL (SEQ ID NO: 10) (p342; amino acid residues 342 to 350), RPSLTGARRL (SEQ ID NO: 11) (p351; amino acid residues 351 to 360), DPRRLVQLL (SEQ ID NO: 12) (p444, amino acid residues 444 to 452), FVRACLRRL (SEQ ID NO: 13) (p464, amino acid residues 464 to 472), AGRNMRRKL (SEQ ID NO: 14) (p966, amino acid residues 966 to 974), LPGTTLTAL (SEQ ID NO: 15) (p1107, amino acid residues 1107 to 1115) and LPSPKFTIL (SEQ ID NO: 16) (p1123, amino acid residues 1123 to 1131). All these polynucleotides may be used to induce a HLA-87-restricted immune response. In a particular embodiment, the invention especially concerns a polynucleotide encoding a HLA-87-restricted hTERT epitope, chosen from the group consisting of RPSLTGARRL (SEQ ID NO: 11) (p351), APSFRQVSCL (SEQ ID NO: 8) (p68), APRCRAVRS (SEQ ID NO: 7) (p4), DPRRLVQLL (SEQ ID NO: 12) (p444), FVRACLRRL (SEQ ID NO: 13) (p464), AGRNMRRKL

(SEQ ID NO: 14) (p966), LPGTTL TAL (SEQ ID NO: 15) (p1107) and h LPSPKFTIL (SEQ ID NO: 16) (p1123).

As defined herein, an "epitope" is an antigenic determinant, i.e. the peptide site recognized by cells of the immune system (immune cells) and especially the site necessary to elicit an immune response. The term epitope encompasses both linear epitope for which the consecutive amino acids (especially, 9 or 10) are recognized by immune cells and, conformational epitope for which immune cells recognize amino acids to the extent they adopt a proper configuration or conformation. Consequently, in some epitopes, the conformation (three dimensional structure) is as important as the amino acid sequence (primary structure).

The expression "MHC class 1-restricted" refers to the capacity for a particular peptide or epitope to have an affinity for a MHC (major histocompatibility complex) molecule of class I. Similarly, the expression "HLA-B7-restricted" refers to the capacity for a particular peptide or epitope to have an affinity for this type of HLA molecule.

Briefly, MHC genes encode cell surface polymorphic molecules that do not bind only foreign peptides but also can bind overexpressed or not self peptides or mutated self peptides, to display them on the cell surface of cell enabling their recognition by appropriate immune cells, especially T-cells. Said MHC molecules, referred to as H-2 in mice and HLA (Human Leucocyte Antigen) in humans, are classified as either class I molecules (designated HLA-A, B, or C) or class II molecules (designated DP, DQ or DR).

Accordingly, MHC class I molecules specifically bind CD8 molecules expressed on cytotoxic T lymphocytes (also named TCD8⁺), whereas MHC class II molecules specifically bind CD4 molecules expressed on helper T lymphocytes (TCD4⁺).

MHC class I molecules bind peptides derived from proteolytically degraded proteins especially endogenously synthesized proteins, by a cell. Small peptides obtained accordingly are transported into the endoplasmic reticulum where they associate with nascent MHC class I molecules before being routed through the Golgi apparatus and displayed on the cell surface for recognition by cytotoxic T lymphocytes.

In the present invention, the above-identified peptides have been shown on the one hand to bind either with high or medium affinity to MHC class I molecule, and on the other hand to be efficiently transported as a MHC/epitope complex to the cell surface of cells. In a preferred embodiment, the MHC class I molecule is an MHC allele of the HLA-B7 supertype family; the hTERT epitope is said HLA-B7 supertype-restricted. Said family encompasses alleles B0702, B0703, B0704, B0705, B1508, B3501, B3502, B3503, B51, B5301, B5401, B5501, B5502, B 5601, B5602, B6701 and B7801, family from which the HLA-B0702 is preferred (HLA-B0702-restricted hTERT epitope).

A MHC stabilization assay may be used to test the affinity of a peptide for a particular HLA class I molecule (relative avidity), such as the one described in Firat et al. (1999. Eur. J. of Immunol. 29: 3112-3121), incorporated herein by reference. Briefly, MHC class I molecule-transfected cells are incubated overnight at 2×10^5 cells/well in 96-well plates in serum free medium AIM-V (Invitrogen Corp., Gibco), supplemented with 100 ng/ml of human β 2-microglobulin, in the absence of peptides (negative control),

in the presence of a reference peptide (positive control), and

in the presence of the peptides to be tested (hTERT peptides in the present case).

Peptides are incubated at various final concentrations ranging from 0.1 to 100 μ M (with intermediate concentrations of

1 and 10 μ M). The transfected cells are then labelled with a saturating concentration of an antibody recognizing the particular HLA MHC class I molecule, then washed twice and finally stained with a secondary antibody before flow cytometry. Results are expressed as values of relative avidity, that is the ratio of concentration of tested peptide necessary to reach 20% of the maximal binding by the reference to that of the reference peptide. Therefore, the lower the value, the stronger the binding. Following this method, a peptide is said to have a high relative affinity for a particular HLA class I molecule, when $RA < 1$. In contrast, a medium relative affinity is concluded when RA is comprised between 1 and 5, and preferably between 1 and 3.

Among the hTERT nonamers and decamers, and particularly the above-identified peptides, the following MHC class I-restricted hTERT epitopes can be classified as having high relative affinity for MHC class I molecule: MPRAPRCRA (SEQ ID NO: 6) (p1), APRCRAVRSL (SEQ ID NO: 7) (p4) and APSFRQVSCL (SEQ ID NO: 8) (p68). Using the same approach, the following MHC class 1-restricted hTERT epitopes can be classified as having a medium relative affinity for MHC class I molecule: RPAEEATSL (SEQ ID NO: 9) (p277), RPSFLLSSL (SEQ ID NO: 10) (p342), DPRRL VQLL (SEQ ID NO: 12) (p444) and RPSLT-GARRL (SEQ ID NO: 11) (p351).

The present invention also relates to a polynucleotide encoding a MHC class 1-restricted epitope analogue, i.e., epitopes having at least one amino acid substitution compared to a class 1-restricted hTERT epitope as described above, especially HLA-B7-restricted epitope analogue.

The term "analogue" as defined herein relates to a peptide whose sequence is derived from a hTERT peptide as described above by at least one amino acid substitution, either conservative, semi-conservative or non-conservative. An analogue is opposed to an epitope by the fact that its nucleotide and/or amino acid sequence is not found in the reference hTERT gene or protein disclosed in FIG. 1 which are considered within the present application as the molecules of reference to define the so-called wild type peptides or polynucleotides. Such an analogue may result from the substitution in the corresponding nucleotide sequence of one or several nucleic base(s) in the codon encoding said amino acid. Therefore, a polynucleotide analogue differs from its wild type counterpart (polynucleotide encoding hTERT peptide with the reference sequence from which the peptide analogue is derived from) by at least one substitution, and preferably one, two or three substitutions in the codon(s) encoding the amino acid residue to be substituted. As an example, the APRRLVQLL (SEQ ID NO: 17) peptide (called p444*) is derived from the p444 peptide by the substitution of the first amino acid residue (D \rightarrow A).

A particular analogue of a HLA-B7-restricted analogue has the same length or is shorter than the epitope from which it derives.

As a particular embodiment, the hTERT epitopes described above or the analogues always conserve in their primary structure a proline (P) in position 2, and/or one of the following amino acids in the last C-terminal position: A, L, I, M, V, F1 W or Y. Therefore, the hTERT peptides, including the analogues, have the following consensus sequence: X-P-X_{6,7}-[ALIMVFWY], wherein X refer to any amino acid, X_{6,7} refers to the number of amino acids and [ALIMVFWY] refers to one of these amino acids.

Therefore, to provide an epitope analogue, the amino acid substitution or the corresponding codon substitution in the polynucleotide is not located in the second position (or second codon). In a preferred embodiment, no substitution is

5

carried out in the C-terminal position, even though the last C-terminal amino acid can be replaced by an equivalent amino acid, i.e. either A, L, I, M, V, F, W or Y. Finally, in a preferred embodiment, the substitution is located in the first amino acid position, wherein any amino acid is replaced by an alanine (A).

In a further embodiment of the invention, the last C-terminal amino acid of a decamer is deleted to give a nonamer, provided that the resulting nonamer maintains or adopts the X-P-X₆₇-[ALIMVFWY] consensus sequence. In the same way, an amino acid selecting among A, L, I, M, V, F, W and Y is added at the C-terminal end of a nonamer to give rise to decamer, provided that the resulting decamer maintains or adopts the X-P-X₆₇-[ALIMVFWY] consensus sequence.

In case of substitution, deletion or addition, including especially those illustrated above, taken individually or as combinations, the tridimensional conformation of the peptide analogue must be the same or slightly modified with respect to the one of the wild type counterpart, to ensure a correct folding of the analogue and its correct binding to the MHC class I molecule. The MHC stabilization assay described above can be used to check that such constraints are fulfilled.

The resulting analogue has at least the same characteristics as its wild type counterpart, in terms of affinity for a particular MHC class I molecule, especially HLA-B7 molecule, and has essentially the same capacity to be transported as an epitope/MHC complex on the cell surface and/or has essentially the same capacity to elicit an immunogenic response when tested in the same conditions.

In a preferred embodiment, the starting peptide is a hTERT epitope having a medium affinity, and the resulting analogue has a higher affinity than its wild type counterpart. In another embodiment, the analogue has a higher immunogenicity than its wild type counterpart. As an example, the p444* peptide analogue quoted above has an increased affinity for MHC class I molecule compared to the p444 peptide from which it is derived from.

This is an object of the invention to provide hTERT epitope or analogue, able to elicit an immune response, and particularly a CTL response (Cytotoxic T Lymphocyte). However, the T lymphocytes do not recognize said analogue that is used to stimulate said lymphocytes only, via antigen presenting cells. In an embodiment of the invention, the analogue as described above keeps its immunogenic behaviour, and is able to elicit an immune response against cells overexpressing hTERT epitopes, i.e. that CTLs recognize the wild type epitope, even if stimulated with an epitope analogue. In a particular embodiment, the lymphocytes stimulated by an epitope analogue of the invention do not react against cells, which do not overexpressed hTERT epitopes. Therefore, stimulated lymphocytes do not react with cells overexpressing other epitopes (cross reaction) or with cells expressing hTERT epitope as basal level (healthy cells). In a particular embodiment, all the characteristics mentioned above are in a HLA-B7 environment, and preferably in a HLA-B0702 context.

A conventional cytotoxicity assay may be performed by using a standard 4-5 h ⁵¹Cr release assay to test the capacity of stimulated lymphocytes to react against target cells, such as in the Firat publication (1999. Eur. J. of Immunol. 29: 3112-3121) incorporated herein by reference. Briefly, cell suspension containing CTLs, are activated with peptide (hTERT peptide or analogue in the present case) plus self MHC Class I molecule in vivo. Target cells (expressing or not the corresponding hTERT epitope) previously incubated with ⁵¹Cr, are then incubated with activated lymphocytes.

6

The recognition of target cells by activated CTL leads to the apoptosis of target cells and the release of ⁵¹Cr, wherein said release is proportional to the number of target cells killed. An incubation of target cells with a control peptide is used as a negative control to calculate the spontaneous release of ⁵¹Cr. Specific percentage of lysis is calculated by subtracting non-specific lysis observed with the control peptide to lysis obtained with the peptides to be tested. The higher the percentage, the more targets have been killed by the CTL. Specific lysis is determined at several ratios of Effector (CTL) to target cells (E:T). The specific lysis is calculated as the ratio between [experimental release-spontaneous release] and [total release-spontaneous release].

The present invention also concerns a polynucleotide encoding a polyepitope. A polyepitope is defined as a polypeptide having at least two epitopes, chosen among the MHC class 1-restricted, especially HLA-B7-restricted hTERT epitopes (p1, p4, p68, p277, p342, p351, p444, p464, p966, p1107 and p1123) and/or MHC class 1-restricted, especially HLA-B7-restricted, epitope analogues of the invention. The polynucleotide of the invention comprises or consists of at least two polynucleotide units encoding said epitopes or analogues. A polynucleotide unit is defined as the coding sequence for an epitope or analogue of the invention as disclosed herein.

The invention particularly concerns a polynucleotide encoding a polyepitope, comprising at least two epitopes chosen among (a) RPSLTGARRL (SEQ ID NO: 11) (p351), (b) APSFRQVSCL (SEQ ID NO: 8) (p68), (c) APRCRAVRSL (SEQ ID NO: 7) (p4), (d) DPRRLVQLL (SEQ ID NO: 12) (p444), (e) FVRACLRRRL (SEQ ID NO: 13) (p464), (f) AGRNMRRKL (SEQ ID NO: 14) (p966), (g) LPGTTLTAL (SEQ ID NO: 15) (p1107) and (h) LPSPKFTIL (SEQ ID NO: 16) (p1123), or their analogues as defined above. Another polynucleotide, encoding a polyepitope, comprises at least one polynucleotidic unit chosen in the group of either a polynucleotide encoding a HLA-B7-restricted hTERT epitope corresponding to (a) RPSLTGARRL (SEQ ID NO: 11) (p351), (b) APSFRQVSCL (SEQ ID NO: 8) (p68), (c) APRCRAVRSL (SEQ ID NO: 7) (p4), (d) DPRRLVQLL (SEQ ID NO: 12) (p444), (e) FVRACLRRRL (SEQ ID NO: 13) (p464), (f) AGRNMRRKL (SEQ ID NO: 14) (p966), (g) LPGTTLTAL (SEQ ID NO: 15) (p1107) and (h) LPSPKFTIL (SEQ ID NO: 16) (p1123) and/or their analogues as defined above, and at least one polynucleotidic unit chosen in the group of the polynucleotides encoding the sequence MPRAPRCRA (SEQ ID NO: 6) (p1), RPAEEATSL (SEQ ID NO: 9) (p277) or RPSFLLSSL (SEQ ID NO: 10) (p342), or their analogues as defined above.

None of the polyepitope-encoding polynucleotides of the invention coincides with the coding sequence of the full length hTERT.

In a particular embodiment of the invention, the number of MHC class I restricted hTERT epitopes and/or analogues in the prepared polyepitope is limited to 30. In another embodiment, the number of HLA-B7 restricted hTERT epitopes and/or analogues is limited to approximately 30, and is preferably 2, 3, 4, 5, 6, 7, 8, 9, 10, 15, 20, 25 or 30. In another embodiment, the number of HLA-B0702 restricted hTERT epitopes and/or analogues is limited to approximately 10, and is preferably 2, 3, 4, 5, 6, 7, 8, 9 or 10.

Accordingly, the polynucleotide encoding a polyepitope has 30 or less polynucleotide units, especially 2, 3, 4, 5, 6, 7, 8, 9, 10, 15, 20, 25 or 30 or any number within this range.

In a particular embodiment the polynucleotide units (and accordingly the epitopes) of the polynucleotide are consecutive.

In such a particular embodiment of the invention, the size of the nucleic sequence encoding the consecutive hTERT epitopes or analogues is less than 3000 bp, and preferably less than 2000 bp, 1000 bp, 500 bp, 400 bp, 300 bp, 200 bp or 100 bp.

In a particular embodiment, the polynucleotide encoding the multiple epitopes (polyepitope) consists of a nucleic acid molecule encoding a truncated or mutated form of the hTERT protein. In a preferred embodiment, the truncated or mutated form of the hTERT protein is deprived of its catalytic activity, i.e., is not capable to direct the synthesis of the repeat unit (T₂AG₃) at the ends of chromosomes, participating in the maintenance of telomere length. Such a hTERT protein deprived of its catalytic activity i.e., the retrotranscriptase activity, is said non-functional. Therefore, in another particular embodiment, the nucleic acid molecule encoding a truncated or mutated form of the hTERT protein lacks the catalytic activity domain of hTERT. In a particular embodiment, the nucleic acid molecule encoding a truncated form of the hTERT protein encodes a protein consisting of at least the 500 last C-terminal amino acids.

In a particular embodiment, the polynucleotide encodes a hTERT protein that is deleted for amino acids 867 to 869 (VDD sequence), corresponding to nucleotides 2654 to 2662 of FIG. 1 (wild-type) and providing nucleotide 2657 to be contiguous to nucleotide 2658 in FIG. 9 representing the deletion site, or alternatively for amino acids 864 to 872, corresponding to nucleotides 2645 to 2671 of FIG. 1 (wild-type) and providing nucleotide 2648 to be contiguous to nucleotide 2649 in FIG. 10 representing the deletion site. In a particular embodiment, the encoded hTERT protein has a deletion that comprises at least the amino acid residues 867 to 869 i.e., that the deletion is larger than the 3 amino acid residues (VDD sequence). As an example are the 864-872 deletion described above as well as a 22 amino acid deletion starting from amino acid residue 857 to 879 (according to FIG. 1) or a deletion comprising the 5 amino acids N-terminal and the 5 amino acids C-terminal to the VDD sequence (from amino acid 862 to amino acid 874 according to FIG. 1, corresponding to nucleotides 2639 to 2679). In a particular embodiment, the invention concerns a polynucleotide comprising or consisting of the nucleotide sequence as set forth in FIG. 9 or FIG. 10.

The polynucleotide units encoding the multiple epitopes of the invention can be arranged consecutively, i.e., the 3' end of the first polynucleotide unit is directly linked to the 5' end of the second polynucleotide unit (and so on), resulting in a polynucleotide encoding a peptidic sequence exclusively composed of consecutive epitopes. Such a polynucleotide can encode a polyepitope comprising or consisting of the p1, p4, p68, p277, p342, p351, p444, p464, p966, p1107 and p1123 peptides. In a particular embodiment, the polynucleotide encodes the following peptidic sequence MPRAPRCRAAPRCRAVRSLAPSRQVSLRPAEEAT-SLRPSFLLSSLRPSLTGARRL (SEQ ID NO: 20), comprising thus 6 MHC class I-restricted, particularly HLA-B7 restricted, hTERT epitopes.

The multiple epitopes of the invention can alternatively be separated by a one-amino acid spacer or a peptide spacer, i.e., meaning that the different polynucleotide units are separated by one or several codon(s) encoding respectively one or several amino acid(s). As spacers improving the processing of multiple epitopes, 4 amino acid-peptides composed of an arginine (R) in the C terminal position and

hydrophilic residues (A, K, D and/or T) in other positions are preferred. Especially, 4 amino acid-peptides having a positively charged residue or an acidic residue in the C terminal position may be used, dependently or independently of hydrophilic residues (A, K, D and/or T) in other positions. In a particular embodiment, said spacers are internal processing sequences such as endosomal or lysosomal processing sequences, enabling the better processing of the multiple epitopes and avoiding the processing of new peptides resulting from overlapping cutting. Such a separation having recourse to a spacer can be used to separate all or, to the contrary, part of the polynucleotide units and accordingly, all or part of the epitopes.

The order in which the epitopes are arranged can be determined by the man skilled in the art, according to the following criteria: some orders may facilitate either the transcription and/or the translation of the polynucleotide, may facilitate the transport of the resulting expressed polyepitope in the endoplasmic reticulum (ER), especially if the tridimensional conformation impacts the properties, and may facilitate the processing of the polyepitope in several epitopes or analogues and avoid the processing of overlapping epitopes.

The polyepitope of the invention enables the elicitation of a CTL response against at least one, especially against several epitopes or analogues contained in the polyepitope, simultaneously, in a single animal or human.

In a particular embodiment, the polynucleotide encoding the polyepitope of the invention further comprises a polynucleotide encoding a target signal, operably linked to the polynucleotide unit encoding the most N-terminal epitope of the at least two epitopes. "Operably linked" as used herein means that the target signal (upstream sequence) is linked to the N-terminal epitope (downstream sequence) in a way enabling the targeted signal to be operational, i.e., enabling to target the polyepitope to the correct cellular compartment or domain. Therefore, the link between the two sequences allows each sequence to play its own function in different locations and/or different stages. In a particular embodiment, said target signal is an endoplasmic reticulum signal sequence, and allows the polyepitope to be directed to the ER, for proper processing and association with the MHC class I molecule.

In a further embodiment, a codon encoding a methionine residue is added upstream of the sequence encoding the most N-terminal epitope, to enable the correct translation of the polynucleotide, if the translational process requires an initiation codon. Such a codon is added, only when the most N-terminal epitope does not possess a methionine residue in its first position.

The present invention also relates to a polynucleotide, according to the definitions given above, comprising or consisting of at least two polynucleotide units selected from the group consisting of:

- a. ATGCCGCGCTCCCCGCTGCCGAGCC (SEQ ID NO: 21) (n1),
- b. GTCCTCCGCTGCCGAGCCGTGCGCTCCCTG (SEQ ID NO: 22) (n4),
- c. GCCCCCTCTICCGCCAGGTGTCCTGCCTG (SEQ ID NO: 23) (n68),
- d. AGACCCGCCGAAGAAGCCACCTCTTIG (SEQ ID NO: 24) (n277),
- e. CGGCCCTCTTCTACTCAGCTCTCTG (SEQ ID NO: 25) (n342),
- f. AGGCCAGCCTGACTGGCGCTCGGAGGCTC (SEQ ID NO: 26) (n351),

- g. GACCCCCGTCGCCTGGTGCAGCTGCTC (SEQ ID NO: 27) (n444),
 h. TTCGTGCGGGCCTGCCTGCGCCGGCTG (SEQ ID NO: 28) (n464),
 i. GCTGGGAGGAACATGCGTCGCAAACCTC (SEQ ID NO: 29) (n966),
 j. CTCCCGGGGACGACGCTGACTGCCCTG (SEQ ID NO: 30) (n1107),
 k. CTGCCCTCAGACTTCAAGACCATCCTG (SEQ ID NO: 31) (n1123), and
 l. GACCCCCGTCGCCTGGTGCAGCTGCTC (SEQ ID NO: 32) (n444*).

The following polynucleotides make also part of the invention:

- a polynucleotide, comprising at least one polynucleotidic unit selected from:
- a. AGGCCAGCCTGACTGGCGCTCGGAGGCTC (SEQ ID NO: 26) (n351),
 b. GCCCCCTCCTTCCGCCAGGTGTCCTGCCTG (SEQ ID NO: 23) (n68),
 c. GCTCCCGCTGCCGAGCCGTGCGCTCCCTG (SEQ ID NO: 22) (n4),
 d. GACCCCCGTCGCCTGGTGCAGCTGCTC (SEQ ID NO: 27) (n444),
 e. TTCGTGCGGGCCTGCCTGCGCCGGCTG (SEQ ID NO: 28) (n464),
 f. GCTGGGAGGAACATGCGTCGCAAACCTC (SEQ ID NO: 29) (n966),
 g. CTCCCGGGGACGACGCTGACTGCCCTG (SEQ ID NO: 30) (n1107),
 h. CTGCCCTCAGACTTCAAGACCATCCTG (SEQ ID NO: 31) (n1123), and
 i. GACCCCCGTCGCCTGGTGCAGCTGCTC (SEQ ID NO: 32) (n444*), or their analogues as defined above,

and at least one polynucleotidic unit selected from:

- j. ATGCCGCGCTCCCCGCTGCCGAGCC (SEQ ID NO: 21) (n1),
 k. AGACCCGCCGAAGAAGCCACCTCTTTG (SEQ ID NO: 24) (n277),
 l. CGGCCCTCCTTCTACTCAGCTCTCTG (SEQ ID NO: 25) (n342), or their analogues as defined above.
- a polynucleotide, comprising at least one polynucleotidic unit selected from:
- a. AGGCCAGCCTGACTGGCGCTCGGAGGCTC (SEQ ID NO: 26) (n351)
 b. GCCCCCTCCTTCCGCCAGGTGTCCTGCCTG (SEQ ID NO: 23) (n68),
 c. GCTCCCGCTGCCGAGCCGTGCGCTCCCTG (SEQ ID NO: 22) (n4),
 d. GACCCCCGTCGCCTGGTGCAGCTGCTC (SEQ ID NO: 27) (n444),
 e. TTCGTGCGGGCCTGCCTGCGCCGGCTG (SEQ ID NO: 28) (n464),
 f. GCTGGGAGGAACATGCGTCGCAAACCTC (SEQ ID NO: 29) (n966),
 g. CTCCCGGGGACGACGCTGACTGCCCTG (SEQ ID NO: 30) (n1107),
 h. CTGCCCTCAGACTTCAAGACCATCCTG (SEQ ID NO: 31) (n1123), and
 i. GACCCCCGTCGCCTGGTGCAGCTGCTC (SEQ ID NO: 32) (n444*), or their analogues as defined above.

Are also included in the present invention, polynucleotides or polynucleotide units encoding an epitope, analogue or polypeptide of the invention, taking into consideration the degeneracy of the genetic code. Therefore, each amino acid

can be encoded by the codon from the hTERT nucleotide reference sequence, or by any codon encoding said amino acid.

The invention also relates to a polynucleotide comprising or consisting of any combination of at least two of these polynucleotide units or analogues thereof, selected from the above group, wherein said polynucleotide unit or analogue encodes a MHC class 1-restricted, especially a HLA-B7-restricted, hTERT epitope.

All features given above concerning epitopes, analogues, polypeptides, combination thereof, spacers, target signal sequences . . . are applicable to any polypeptide of the invention as well as to the corresponding polynucleotide sequences.

A recombinant vector, comprising or consisting of a polynucleotide of the invention, as defined above, is also one object of the present invention. The recombinant vector can be a vector for eucaryotic or procaryotic expression, such as a plasmid, a phage for bacterium introduction, a YAC able to transform yeast, a viral vector and especially a retroviral vector, or any expression vector. An expression vector as defined herein is chosen to enable the production of an epitope or analogue or polypeptide as defined above, either in vitro or in vivo.

Therefore, besides the polynucleotide, the vector of the invention can further comprise transcription regulation regions (including promoter, enhancer, ribosome binding site (RBS), polyA signal), a termination signal, a prokaryotic or eukaryotic origin of replication and/or a selection gene. The features of the promoter can be easily determined by the man skilled in the art in view of the expression needed, i.e., constitutive, transitory or inducible, strong or weak, tissue-specific and/or developmental stage-specific promoter. Therefore, tissue-specific promoters can be chosen depending on the organ in which a composition containing this vector is administered, for example injected, and depending on the intensity of expression required. In a particular embodiment, the promoter is the CMV promoter (human cytomegalovirus). Said vector can also comprise sequence enabling conditional expression, such as sequences of the Cre/Lox system or analogue systems.

The expression vectors of the invention may be viral vectors, and particularly viral expression vector, such as retroviral-derived, especially lentiviral-derived vectors such as HIV-, FIV- or SIV-derived vectors. More particularly, the lentiviral-derived vector is a human lentiviral-derived vector such as an HIV expression vector, particularly HIV-1 or HIV-2-derived vector. A retroviral-derived vector comprises a retroviral vector genome, usually included in a DNA construct, such as a plasmid, and expressed in viral particles, wherein said retroviral vector genome comprises the elements necessary for the retrotranscription, particularly the LTRs possibly mutated including deleted in part, especially deleted in the U3 region. In no case, the retroviral-derived vector contains all the nucleotide sequences encoding the full-length retroviral proteins. Possibly, it contains part of one or several of said nucleotide sequences providing it does not encode said proteins or functional fragments thereof. Said DNA construct comprising said retroviral vector genome further comprises a DNA of interest recombined with the retroviral nucleotide sequences, said DNA of interest comprising or consisting of a polynucleotide of the invention.

In a preferred embodiment, the retroviral-derived vector genome comprises a DNA flap as described below and at least one polynucleotide of the invention. In a preferred embodiment, the retroviral-derived vector is a HIV expres-

sion vector comprising a DNA flap as described below and at least one polynucleotide of the invention. HIV vectors express therefore only the nucleic acid(s) of interest, including the polynucleotides of the invention, contained between the two HIV LTRs and can thus accommodate large sequences up to 5-6 kb. A particular embodiment of the invention is a HIV expression vector, and most particularly a HIV-1 or HIV-2 expression vector, wherein a HIV-1 LTR or respectively the HIV-2 LTR is deleted for the promoter and the enhancer of the U3 domain (Δ U3). This particular deletion has been previously shown to increase the expression of the nucleic acid(s) contained in the vector, and particularly when associated with a promoter. Another particular embodiment, the vector comprises a LTR deleted in the promoter and the enhancer of the U3 domain, a promoter such as a CMV or EF1 α promoter and a polynucleotide of the invention.

In another embodiment, the polynucleotide of the invention introduced in the retroviral-derived vector is included in an expression cassette.

A DNA flap (or Triplex as disclosed in WO 99/55892, WO 01/27300 and WO 01/27304) is a nucleotide sequence of retroviral or retroviral-like origin comprising two essential regions, i.e., the cPPT (central polypurine tract) and the CTS (cis-acting termination region) regions, wherein the cPPT and CTS regions induce a three-stranded DNA structure. A DNA flap suitable for the invention may be obtained from a retrovirus or retrovirus-like organism such as retrotransposon, prepared synthetically (chemical synthesis) or by amplification of the DNA flap from any retrovirus nucleic acid such as Polymerase Chain Reaction (PCR). The retrovirus, from which the DNA flap may be obtained, is particularly a retrovirus or a lentivirus, especially a human retrovirus or lentivirus and is in particular a HIV retrovirus, the CAEV (Caprine Arthritis Encephalitis Virus) virus, the EIAV (Equine Infectious Anaemia Virus) virus, the VISNA virus, the SIV (Simian Immunodeficiency Virus) virus or the FIV (Feline Immunodeficiency Virus) virus. In a more preferred embodiment, the DNA flap is obtained from an HIV retrovirus, for example HIV-1 or HIV-2 virus or any different isolate of these two types. It is noteworthy that the DNA flap is used isolated from its natural (viral genome) nucleotide context i.e., isolated from the pol gene in which it is naturally contained in a retrovirus. Therefore, the DNA flap is used, in the present invention, deleted from the unnecessary 5' and 3' parts of the pol gene and is recombined with sequences of different origin.

The DNA flap acts as a cis-determinant of the vector nuclear import, and is of great interest for the recombination and the integration of nucleic acid(s) into both non-dividing and dividing cells. Expression retroviral-derived vector, especially HIV derived-vectors, including the DNA flap sequence (TRIP vectors) are able to transduce primary B and T cells, macrophages, dendritic cells, etc with a tenfold higher efficiency than other HIV vectors that lack the DNA flap. A transduction of 80-90% of cells can be routinely obtained.

In a preferred embodiment, a vector suitable for an in vivo expression and vaccine strategy is a retroviral and especially a lentiviral vector (see WO 99/55892, WO 01/27300 and WO 01/27304). Such vectors have been shown to be particularly efficient and secure, when their genome is modified (Firat et al. 2002, The Journal of Gene Medicine 4: 38-45). Indeed, these vectors have the ability to efficiently and stably transfer therapeutic or reporter genes, in a large variety of cells and tissues, such as hematopoietic stem cells, brain, liver and retina. Moreover, this high transduction efficiency

is irrespective of the proliferative status of the target cells. In particular, these vectors have been shown to efficiently induce CD8⁺ T cell responses both in vivo in mice and ex vivo in humans, due to their capacity to transduce antigen presenting cells such as dendritic cell (DC) with high efficiency, ex vivo as well as in vivo (Esslinger et al. Hum Gene Ther 2002; 13: 1091-100; Breckpot et al. J Gene Med 2003; 5:654-67; Esslinger et al. J Clin Invest 2003; 111: 1673-81).

The vector, defined in FIG. 7, has been used for in vitro or in vivo expression of epitopes, analogues or polyepitopes of the invention. As examples of vectors, from which the vectors of the invention can be derived, are the following, all deposited with the CNCM (Collection Nationale de Culture de Microorganismes at Institut Pasteur, Paris, France):

Vector name	Accession number	Date of deposition	Described in patent application
pTRIP.EGFP	I-2005	Apr. 15, 1998	WO 99/55892
PTRIP-MEL.IRES-GFP	I-2185	Apr. 20, 1999	
PTRIP-TEL/AML-IRES-GFP	I-2326	Oct. 11, 1999	WO 01/27300
PTRIP-TEL/ILKE-IRES-GFP	I-2327	Oct. 11, 1999	
PTRIP-DES-IRES-GFP	I-2331	Oct. 11, 1999	

The vectors described in the patent application WO 01/27304, and especially TRIP Δ U3 Ef α 1 GFP and TRIP Δ U3 PL CMV GFP, can also be used to derive the vectors of the present invention.

A particular vector of the invention is the pTRIP-CMV- Δ hTERT vector, deposited at the CNCM (Institut Pasteur, Paris, France) under the number CNCM I-3660 on Jul. 28, 2006. A suitable growth medium for cultivating this vector is a TB medium, optionally supplemented with hygromycin. Another expression vector of the invention is the pTRIP-CMV- Δ hTERT vector deposited at the CNCM under the number CNCM I-3660 on Jul. 28, 2006, in which the deleted hTERT sequence has been substituted by any polynucleotide of the invention.

The present invention also relates to cells comprising the polynucleotides or polynucleotide units of the invention.

In one embodiment, the cell is transfected with a vector of the invention, by methods well known to the man skilled in the art, i.e. by chemical transfection (calcium phosphate, lipofectamine), lipid-based techniques (liposome), electroporation, photoporation, use of viral vectors In another embodiment, a cell is transformed or transduced with a polynucleotide of the invention, in a way enabling integration of the polynucleotide in the cell genome either by a recombination with the homologous cellular sequence or by insertion in the cellular genome. The transfection, infection or transduction can occur ex vivo, i.e. in an artificial environment outside the living organism.

Among cells particularly interesting in the vaccine strategy are cells of the immune system, and especially antigen presenting cells (APC). In a particular embodiment, these cells are APCs involved either in MHC class I recognition, like dendritic cells (DC) or in MHC class II recognition such as macrophages or lymphocytes B. Among DCs, ex vivo fully matured DCs, i.e., DCs that have been in vitro matured by epitopes or analogues, are preferred.

As used herein, the terms "transfected", "transformed" or "infected" refer to a cell comprising a vector of the invention (transient expression), whereas the term "genetically trans-

formed” refers to a cell whose genome has been definitively modified by a polynucleotide of the invention (permanent expression).

Said transitory or stably transformed cells can be any prokaryotic (bacteria) or eukaryotic (yeast, animal including mammal especially human) cells. In an embodiment, cells are non-human cells. In a particular embodiment, cells of the invention are isolated human cells, “isolated” meaning outside of its natural environment.

A particular host is the *E. coli* strain deposited at the CNCM under the number CNCM 1-3660 on Jul. 28, 2006.

The invention also relates to epitopes, analogues or polypeptide as defined above when describing the polynucleotides of the invention and particularly to any polypeptide encoded by a polynucleotide or polynucleotide units of the invention. Particular polypeptides are MHC class I-restricted, especially HLA-B7-restricted, hTERT epitope, chosen from the group consisting of:

- a. MPRAPRCRA (SEQ ID NO: 6) (p1),
- b. APRCRAVRSL (SEQ ID NO: 7) (p4),
- c. APSFRQVSCL (SEQ ID NO: 8) (p68),
- d. RPAEEATSL (SEQ ID NO: 9) (p277),
- e. RPSFLLSSL (SEQ ID NO: 10) (p342),
- f. RPSLTGARRL (SEQ ID NO: 11) (p351),
- g. DPRRLVQLL (SEQ ID NO: 12) (p444),
- h. FVRACLRRRL (SEQ ID NO: 13) (p464),
- i. AGRNMRRKL (SEQ ID NO: 14) (p966),
- j. LPGTTLTAL (SEQ ID NO: 15) (p1107), and
- k. LPSPKFITL (SEQ ID NO: 16) (p1123).

Particular HLA-B7-restricted hTERT epitopes, are chosen from the group consisting of:

- a. RPSLTGARRL (SEQ ID NO: 11) (p351),
- b. APSFRQVSCL (SEQ ID NO: 8) (p68),
- c. APRCRAVRSL (SEQ ID NO: 7) (p4),
- d. DPRRLVQLL (SEQ ID NO: 12) (p444),
- e. FVRACLRRRL (SEQ ID NO: 13) (p464),
- f. AGRNMRRKL (SEQ ID NO: 14) (p966),
- g. LPGTTLTAL (SEQ ID NO: 15) (p1107),
- h. LPSPKFITL (SEQ ID NO: 16) (p1123), and
- i. APRRLVQLL (SEQ ID NO: 17) (p444*).

A particular group consists of the following MHC class I-restricted, especially HLA-B7-restricted, hTERT epitopes:

- a. MPRAPRCRA (SEQ ID NO: 6) (p1),
- b. APRCRA VRSL (SEQ ID NO: 7) (p4),
- c. APSFRQVSCL (SEQ ID NO: 8) (p68), and
- d. RPSLTGARRL (SEQ ID NO: 11) (p351).

Another group consists of the following HLA-B7-restricted hTERT epitopes: RPAEEATSL (SEQ ID NO: 9) (p277) and RPSFLLSSL (SEQ ID NO: 10) (p342). A preferred HLA-B7 allele targeted by these epitopes is HLA-B0702.

The invention also concerns analogues of the peptides disclosed above, and having at least one amino acid substitution. Features pertaining to these analogues have especially been described in the above pages. A particular peptide analogue is p444* having the following peptide sequence APRRLVQLL (SEQ ID NO: 17).

Finally, the invention also concerns any polynucleotide encoding a hTERT epitope, analogue or polypeptide as described in the present specification.

The invention also relates to a polypeptide comprising at least two epitopes and/or analogues as described above. The polypeptides of the invention are not the full-length hTERT protein. The size of said polypeptide can range from 15 to 1000 in particular from 50 or from 100 to 1000 amino acids, especially and particularly about 100, 200, 300, 400, 500 or 1000 amino acids. Such an epitope comprises or consists of

2 to 30 epitopes or analogues, and particularly 2 to 20 or 2 to 10 epitopes and/or analogues. A particular polypeptide comprises or consists of 6 consecutive epitopes and has the following sequence: MPRAPRCRAAPRCRAVRSLAPSFRQVSCLRPAEEATSLRPSFLLSSLRPSLTGARRL (SEQ ID NO: 20). Another particular polypeptide comprises or consists of the p1, p4, p68, p277, p342 and p351 epitopes, the epitopes being either consecutive to each other in the polypeptide obtained or all or part of them being separated by peptide spacers.

Another polypeptide of the invention comprises at least two epitopes, at least one being chosen from the group consisting of:

- a. RPSLTGARRL (SEQ ID NO: 11) (p351),
- b. APSFRQVSCL (SEQ ID NO: 8) (p68),
- c. APRCRAVRSL (SEQ ID NO: 7) (p4),
- d. DPRRLVQLL (SEQ ID NO: 12) (p444),
- e. FVRACLRRRL (SEQ ID NO: 13) (p464),
- f. AGRNMRRKL (SEQ ID NO: 14) (p966),
- g. LPGTTL TAL (SEQ ID NO: 15) (p1107),
- h. LPSPKFITL (SEQ ID NO: 16) (p1123), and
- i. APRRLVQLL (SEQ ID NO: 17) (p444*),

or analogues thereof obtained by substitution of at least one amino acid residue, and at least one being chosen from the group consisting of

- j. MPRAPRCRA (SEQ ID NO: 6) (p1),
- k. RPAEEATSL (SEQ ID NO: 9) (p277),
- l. RPSFLLSSL (SEQ ID NO: 10) (p342),

or analogues thereof obtained by substitution of at least one amino acid residue, wherein said polypeptide is not the full length hTERT.

Polypeptides of the invention can be synthesized chemically, or produced either in vitro (cell free system) or in vivo after expression of the corresponding nucleic acid sequence in a cell system.

The full-length hTERT protein (SEQ ID NO: 37) as represented in FIG. 1 is excluded from the invention, as well as the corresponding full-length coding sequence (SEQ ID NO: 36). Also excluded from the present invention, the RPALL TSRL (SEQ ID NO: 42) peptide. These peptides are excluded particularly in the context of HLA-B7 recognition.

The invention also concerns an epitope, analogue, polypeptide or polynucleotide, an expression vector or host cell as defined above, for use to elicit or participate in providing a HLA-B7-restricted immune response against hTERT.

The invention also concerns a composition comprising a polynucleotide, a vector, a host cell and/or a polypeptide of the invention. In a particular embodiment, said composition is suitable for in vivo administration, i.e., said composition is prepared for injection, or more generally for association with physiologically-acceptable liquid solutions or emulsions for administration. Said composition may be used either for systemic or local administration, especially by injection, and may further comprises a pharmaceutically suitable excipient (including water, saline, dextrose, glycerol, ethanol, and combinations thereof) or a carrier and/or a vehicle.

In a particular embodiment, said composition comprises a polynucleotide of the invention encoding an epitope, analogue or encoding a polypeptide as described above. Said composition can comprise other nucleic acid molecules encoding at least one hTERT epitope or analogue thereof or polypeptide, restricted to a different MHC class I allele from that of HLA-B7. The combination of hTERT epitopes restricted to different HLA supertypes or alleles enables

covering a larger population of patients in need of treatment than a sole supertype or allele. To this end, HLA-A1, -A2, -A3 and -A24 are preferred.

In another embodiment, the composition comprises nucleic acid molecules encoding at least one hTERT epitope or analogue thereof or polyepitope, restricted to MHC class II. Said composition can comprise any combination of nucleic acid molecules as described above, with at least one HLA-B7-restricted hTERT epitope, analogue or polyepitope of the present invention. The combination, in a composition of nucleic acid molecules, of polynucleotides encoding Class I and Class II-restricted epitopes enabling the reaction of various immune cells (T lymphocytes or NK cells for class I versus helper lymphocytes for class II) and/or the elicitation of various immune responses (humoral versus cellular response) is also within the present invention.

In another embodiment, the composition comprises nucleic acid molecules comprising at least such molecules encoding one tumour-specific antigen (TSA) and/or at least one tumour-associated antigen (TAA), such as prostate specific antigen (PSA), prostate-specific membrane antigen (PSMA) or prostatic acid phosphatase (PAP) (Tartour et al. 2000 Immunol Lett September 15; 74(1): 1-3; Tartour et al. 1996 Presse Med. November 16; 25(25): 1717-22).

Several types of therapeutic compositions can be used to elicit an immune response against an epitope or analogue of the invention.

A composition comprising a polynucleotide of the invention is administered to a host, for instance injected (known as DNA vaccination) and said nucleic acid expresses in vivo a polypeptide comprising or consisting of multiple epitopes according to the invention. Such DNA vaccines usually consist of plasmid vectors as described above. The delivery of naked DNA has shown to be poorly efficient, and some carriers are needed to improve the delivery and uptake of DNA into cells. Two types of carriers have been yet developed: (1) viral carriers (adenoviruses, lentiviruses, measles virus), or (2) non-viral carriers such as polymers (and especially cationic polymers), encapsulated-DNA (liposomes, comprising cationic lipids interact spontaneously and rapidly with polyanions, such as DNA and RNA, resulting in liposome/nucleic acid complexes) or DNA linked to gold microparticles. Moreover, agents, which assist in the cellular uptake of nucleic acid, such as calcium ions, bacterial proteins (*Shigella* proteins) viral proteins and other transfection facilitating agents, may advantageously be used. Another type of composition according to the invention is a composition comprising lentiviral pseudoparticles comprising a vector or vector genome as mentioned above.

Another type of composition comprises an epitope, analogue or polyepitope of the invention. Such a composition is immunogenic, i.e., it is capable of eliciting an immune response in a host in which it is administered. However, to increase the immunogenic properties of the polypeptides of the invention, an adjuvant can be administered with the polypeptide, to elicit or improve the immune response. An adjuvant is defined as any substance that enhances the immunogenicity of an antigen mixed with said adjuvant. Some adjuvants convert soluble antigens into small particles, such as aluminium hydroxide gel, oil in water emulsion or immune stimulatory complexes (ISCOMs). Another class of adjuvants comprises sterile constituents of bacteria such as cell wall or polysaccharides, Freund adjuvant. Finally, emulsifying agents or pH buffering agents can also be used to enhance the immunogenic behaviour of the epitope or analogue.

All compositions quoted above can be injected in a host via different routes: subcutaneous (s.c), intradermal (i.d.), intramuscular (i.m.) or intravenous (i.v.) injection, oral administration and mucosal administration, especially intranasal administration or inhalation. The quantity to be administered (dosage) depends on the subject to be treated, including the condition of the patient, the state of the individual's immune system, the route of administration and the size of the host. Suitable dosages range from 200 µg to 1 mg, and can be modified by one skilled in the art, depending on circumstances.

The compositions of the invention are useful for the prophylaxis and or treatment of malignant states in patients, resulting from uncontrolled cell proliferation, including tumors, resulting from the over-expression of hTERT, as well for the treatment of detrimental consequences accompanying such malignant state, e.g., cancer. The expression "treatment" encompasses the curative effect achieved with compositions of the invention and also the beneficial effect for the patient undergoing the treatment, said effect being either obtained at cellular level or clinical level, including as a result, an improvement of the condition of the patient and/or a remission state or a recovery of a health state. In a particular embodiment, the composition of the invention further comprises additional active compounds useful for the prophylaxis or the treatment of tumors, either general compounds or compounds proved to be active in a tissue-specific cancer.

The invention also concerns a process to activate T lymphocytes against class I-restricted, particularly HLA-B7-restricted, hTERT epitopes:

- a. providing T lymphocytes, and
- b. in vitro cultivating said T lymphocytes with at least one epitope or epitope analogue or polyepitope of the invention, in conditions enabling the activation of said lymphocytes.

In a particular embodiment, activated T lymphocytes are cytotoxic T lymphocytes (CTL). Conventional conditions to activate T lymphocytes use interleukine (IL) 2, IL-7, IL-12 and/or IL-15, and are described in Minev et al. (2000 PNAS; 97(9): 4796-4801) incorporated herein by reference.

The invention also relates to a process to check the immunogenic behaviour of a hTERT peptide, comprising:

- a. activating T lymphocytes, by in vitro cultivating said T lymphocytes with at least one epitope or epitope analogue or polyepitope of the invention, in appropriate conditions,
- b. in vitro cultivating said activated lymphocytes with target cells expressing, at their cell surface, a hTERT epitope of the invention bound to a MHC-class I molecule, in suitable conditions, and
- c. determining whether said activated lymphocytes react against said target cells.

In a particular process to check the immunogenic behaviour of a hTERT peptide, the epitope when used individually i.e., not under the form of a polyepitope, is chosen among (a) RPSLTGARRL (SEQ ID NO: 11) (p351), (b) APSFRQVSCL SEQ ID NO: 8) (p68), (c) APRCRAVRS� (SEQ ID NO: 7) (p4), (d) DPRRLVQLL (SEQ ID NO: 12) (p444), (e) FVRACLRRLL (SEQ ID NO: 13) (p464), (f) AGRNMRRKL (SEQ ID NO: 14) (p966), (g) LPGTTL TAL (SEQ ID NO: 15) (p1107) and (h) LPSPKFTIL SEQ ID NO: 16) (p1123); an example of analogue is the p444* as defined above.

A process to check the immunogenic behaviour and HLA-87-restriction of a hTERT peptide, comprising

- a. activating T lymphocytes as described above, with an epitope chosen among MPRAPRCRA (SEQ ID NO: 6) (p1), APRCRAVRSL (SEQ ID NO: 7) (p4), APSFRQVSCL (SEQ ID NO: 8) (p68), RPAEEATSL (SEQ ID NO: 9) (p277), RPSFLLSSL (SEQ ID NO: 10) (p342) RPSLTGARRL (SEQ ID NO: 11) (p351), DPRRLVQLL (SEQ ID NO: 12) (p444), FVRACLRRL (SEQ ID NO: 13) (p464), AGRNMRRKL (SEQ ID NO: 14) (p966), LPGTTLTAL (SEQ ID NO: 15) (p1107) and LPSPKFTIL (SEQ ID NO: 16) (p1123) or epitope analogue such as APRRLVQLL (SEQ ID NO: 17) (p444*) or polyepitope as defined above;
- b. in vitro cultivating said activated lymphocytes with target cells expressing, at their cell surface, a hTERT epitope of the invention bound to a HLA-87 molecule, in suitable conditions, and
- c. determining whether said activated lymphocytes react against said target cells.

The activation of lymphocytes includes the presentation of said epitopes or analogues by antigen presenting cells to naive (not activated) T lymphocytes. Once naive T lymphocytes have recognized the epitope or analogue of the invention, in the context of a particular class-I HLA molecule, they are said "activated" and ready to recognize said epitope on the cell surface of a target cell. The contact between said activated lymphocytes (effector cells) and target cells (expressing the epitope, from which the lymphocyte has been activated), leads to the secretion of molecules and killing of the target cells. If an epitope or analogue used to activate lymphocytes leads to an efficient destruction of a target cell bearing said epitope by said activated lymphocytes, said epitope can be considered as immunogenic enough to allow not only in vitro but also in vivo T cell reaction against cells expressing said epitopes. Suitable conditions for target cells/lymphocytes recognition are a 4 hour-contact at 37° C. in RPMI medium.

The invention also relates to a process to in vitro mature cells, and especially antigen presenting cells (APC), B cells, T cells and/or dendritic cells, against MHC class I-restricted, particularly HLA-B7-restricted, hTERT epitopes. Such a process to in vitro mature cells comprises:

- a. providing cells,
- b. enabling the maturation of said cells with at least one MHC class 1-restricted, particularly HLA-B7-restricted, hTERT epitope or epitope analogue or polyepitope of the invention, and
- c. optionally, favouring the expansion of said matured cells.

As described above, the activation of lymphocytes requires epitope presentation by matured antigen presenting cells. In a preferred embodiment of the invention, said cells express at least one HLA-B7 allele. One of them, dendritic cells (DC), are particularly efficient in presentation of endogenous epitopes restricted to MHC class I, to T lymphocytes. One of the objectives in the maturation of said cells is their administration once matured, to a patient in need of treatment. The administration of said matured DCs would result in vivo in the activation of patient's lymphocytes, and rapid reaction against cell expressing the epitope (the one, the DCs have been transformed with).

In a particular embodiment, a process to in vitro mature dendritic cells comprises:

- a. providing dendritic cells,
- b. enabling the maturation of said dendritic cells with at least one MHC class 1-restricted hTERT epitope or epitope analogue or polyepitope of the invention, and
- c. optionally, favouring the expansion of said matured dendritic cells.

In a particular embodiment, said dendritic cells are isolated from either circulating blood or bone marrow cells. In another embodiment, dendritic cells are isolated from the patient in need of treatment or from an HLA-matched donor, to avoid rejection after the administration to said patient.

The maturation of DCs can be achieved by genetic transformation of said dendritic cells with a polynucleotide of the invention, by transfection of said dendritic cells with a vector of the invention or by contacting said dendritic cells with at least one epitope, epitope analogue or polyepitope of the invention. The genetic transformation is preferred because of its efficiency and the permanent expression of the epitope, analogue or polyepitope encoded by the polynucleotide inserted in the DC genome

The invention also concerns a polynucleotide encoding a HLA-87-restricted hTERT epitope for use in the prevention and/or treatment of cancer. In a particular embodiment, said polynucleotide, for use in the prevention and/or treatment of cancer encodes a HLA-87-restricted hTERT epitope or analogue thereof or a polyepitope comprising at least one HLA-87-restricted hTERT epitope or analogue thereof as described in the present application. As far as the polyepitope-encoding polynucleotide is concerned, it does not coincide with the coding sequence of the full-length hTERT. On the other hand, it can coincide with a mutated or deleted version of hTERT, said mutation or deletion suppressing the catalytic activity of the human telomerase. In a particular embodiment, said polynucleotide comprises at least one polynucleotide unit encoding a HLA-87-restricted hTERT epitope, chosen from the group consisting of:

- a. MPRAPRCRA (SEQ ID NO: 6) (p1),
- b. APRCRAVRSL (SEQ ID NO: 7) (p4),
- c. APSFRQVSCL (SEQ ID NO: 8) (p68),
- d. RPAEEATSL (SEQ ID NO: 9) (p277),
- e. RPSFLLSSL (SEQ ID NO: 10) (p342),
- f. RPSLTGARRL (SEQ ID NO: 11) (p351)
- g. DPRRLVQLL (SEQ ID NO: 12) (p444),
- h. FVRACLRRL (SEQ ID NO: 13) (p464),
- i. AGRNMRRKL (SEQ ID NO: 14) (p966),
- j. LPGTTLTAL (SEQ ID NO: 15) (p1107), and
- k. LPSPKFTIL (SEQ ID NO: 16) (p1123).

or at least one analogue of said HLA-B7-restricted hTERT, such as APRRLVQLL (SEQ ID NO: 17) (p444*), or any combination forming a polynucleotide having at least two polynucleotide units encoding said HLA-B7 epitopes and/or analogues.

The invention concerns a HLA-B7 hTERT epitope, and especially a HLA-B0702 restricted epitope for use in the prevention and/or treatment of cancer. The invention relates also to a polynucleotide, a vector, a host cell or a polypeptide of the invention for use in the prevention and/or treatment of cancer.

The invention also relates to the use of a HLA-B7 hTERT epitope, (or corresponding polynucleotide) for the manufacture of a drug for the prevention and/or treatment of cancer. Particular HLA-B7 hTERT epitopes (or corresponding polynucleotides) are those described above as well as vectors, cells or compositions comprising or consisting of them. In a particular embodiment, the use of polynucleotide, vector,

host cell or polypeptide comprising or consisting of a polypeptide of the invention in the manufacture of a drug for the prevention and/or treatment of cancer is intended for patients having at least one HLA-B7 allele as defined above, and particularly at least one HLA-B0702 allele.

Each definition provided in the specification applies to each and any peptide (epitope, analogue or polypeptide) as well as to each and any polynucleotide, taken individually (as such) or encompassed in a group.

FIGS. 1A to 1F: Gene encoding the hTERT protein (SEQ ID NO: 36) and corresponding amino acid sequence (SEQ ID NO: 37). The coding sequence is located between the nucleotide 56 and 3454. Initiation and termination codons are underlined. First line is the nucleotide sequence; second line is the corresponding amino acid sequence. Third line is the numerotation of the hTERT coding sequence, starting from the initiation codon as the first amino acid.

FIG. 2: hTERT derived peptides are processed in HLA-B0702 transgenic mice. HLA-B7 Tg mice and one naïve mice (N) were immunized with 100 µg DNA encoding Htert. On day 14, spleen cells from each mouse were separately in vitro stimulated with different hTERT-derived peptides. Effector cells were assayed 6 days later against RMA-B7 targets loaded with relevant (shaded) or control (unshaded) peptides as described in the material and methods. Percentage of lysis at a 60/1 ratio are shown (results from two independent experiments).

FIG. 3: Induction of CTL response against hTERT in PBMC from health blood donors. T-lymphocyte cells from HLA-*B0702⁺ healthy donors were activated with each of the six hTERT peptide-pulsed autologous PBMC as detailed in materials and Method. After four rounds of weekly stimulation, effector cells, pulsed with relevant (shaded) or control (unshaded) peptides, were assayed for lytic activity against ⁵¹Cr-labeled T2-B7 cells. Percentage of lysis at a 20/1 effector-target ratio is shown. Results from 8 out of 10 donors are presented (d1 to d8).

FIG. 4: Effect of an anti-HLA class I mAb on cytotoxicity of CTLp351 against tumor cells. The cytotoxicity of the CTLp351 line against HLA-*B0702⁺ tumor cell lines Mamo and U293T pre-treated either in absence (none) or presence of HLA mAbs (anti-HLA class I mAb or an anti-class II mAb (HLA-DR)) was determined by standard ⁵¹Cr-release assay at effector-target ratio of 10/1.

FIG. 5: Ex-vivo detection of hTERT-specific T-cell response after Lv-hTERT immunization. A) HLA-B7 transgenic mice were immunized with recombinant Trip-hTERT particles or control Trip-GFP (1500 ng). After 12 days, hTERT peptide-specific T cells producing IFN γ of each mouse were detected ex vivo by IFN γ -ELISPOT assay within freshly spleen cells. The number of IFN γ SFCs was calculated after subtracting negative control values. Results from three independent experiments are represented.

B) HHD mice were immunized with Trip-hTERT as described above. hTERT peptide-specific T cells producing IFN γ were detected ex vivo by ELISPOT as described above. Results from two independent experiments are represented.

FIG. 6: Priming of specific CD8⁺ T cells responses in HLA-B*0702 transgenic mice following Trip-hTERT immunization. HLA-B*0702 transgenic mice were immunized either with Trip-hTERT (4 first shaded bars) or control (2 last unshaded bars). 12 days later, IFN- γ producing-single cells within splenocytes of each mouse were detected ex vivo by IFN- γ ELISPOT assay. Ficoll purified lymphocytes from freshly isolated splenocytes of individual immunized mice were directly cultured with or without 5 µg/ml of each

HLA-B*0702-restricted hTERT-derived peptides for 24 h. The number of specific-IFN- γ SFCs was calculated after subtracting non-specific values obtained with control without peptide (<15 SFC), and the responses were considered positive for SFC>30.

FIG. 7: Schematic representation of the pTRIP-hTERT. This lentiviral-derived vector contains the psi sequence, the cPPT and CTS central cis-active sequences (Flap) of the HIV-1 genome and the CMV promoter which allows the expression of the gene of interest. Moreover, the U3 domain is deleted in the 3'LTR (Δ U3).

FIG. 8: A) DNA pTRIP-CMV- Δ hTERT immunization primed hTERT-specific CD8⁺ T cells responses in HHD mice. HHD mice (HLA-A2.1 Tg) were DNA immunized with a DNA encoding a non-functional form of HTERT (pTRIP-CMV- Δ hTERT). Ten days later, IFN- γ producing peptide-specific T cells were detected ex vivo by IFN- γ -ELISPOT assay. Ficoll purified lymphocytes from splenocytes of individual immunized mouse were directly cultured for 24 h, with or without 5 µg/ml of each H LA-A2.1-restricted hTERT-derived peptide. The number of specific-IFN- γ SFCs was calculated as described above. Responses were considered positive for SFC>30.

B) Induction of short CTL responses in HHD mice after pTRIP-CMV- Δ hTERT immunization. HHD mice were immunized with a DNA encoding a non-functional form of HTERT (pTRIP-CMV- Δ hTERT) for 10 days. Spleen cells from individual mice were restimulated in vitro with HLA-A2.1-restricted hTERT-derived p540 and pY572 peptides for 6 days. Effector cells were tested in a ⁵¹Cr-release assay against HHD-transfected EL4 cells loaded with either the relevant peptide or the irrelevant peptide.

FIGS. 9A to 9F: Sequence of a non-functional hTERT protein (deletion of amino acids 867 to 869). DNA sequence disclosed as SEQ ID NO: 38 and amino acid sequence disclosed as SEQ ID NO: 39. The coding sequence is located between the nucleotide 59 and 3348. Initiation and termination codons are underlined. First line is the nucleotide sequence; second line is the corresponding amino acid sequence. Third line is the numerotation of the hTERT coding sequence, starting from the initiation codon as the first amino acid.

FIGS. 10A to 10F: Sequence of a non-functional hTERT protein (deletion of amino acids 864 to 872). DNA sequence disclosed as SEQ ID NO: 40 and amino acid sequence disclosed as SEQ ID NO: 41. The coding sequence is located between the nucleotide 59 and 3430. Initiation and termination codons are underlined. First line is the nucleotide sequence; second line is the corresponding amino acid sequence. Third line is the numerotation of the hTERT coding sequence, starting from the initiation codon as the first amino acid.

EXAMPLES

Examples

I—Materials and Methods

Blood Donors

Peripheral bloods samples were obtained following written informed consent from adult healthy platelet donors (centre de transfusion sanguine de l'hôpital Mondor, Creteil, France). HLA typing of peripheral blood donors was performed in the HLA laboratory of the H. Mondor. Hospital Creteil (France). The study was approved by the French Blood Bank Institute.

Mice

HLA-*B0702 transgenic (Tg) mice, expressing an HLA-B0702 $\alpha 1\alpha 2$, H2- μ d $\alpha 3$ chimeric construct, in combination with constitutive murine $\beta 2$ -m molecule (HLA-B7^{m α 3}) and HHD transgenic mice expressing a chimeric HLA-A2.1/H2-Db molecule, were deleted of their H2-Db and H2-k^b genes as previously described (Pascolo et al. *J Exp Med* 1997; 185:2043-51; Rohrllich et al. *Int Immunol* 2003; 15:765-72). These mice are on a C57BL/6 background and were bred and maintained under specific pathogen-free conditions in our animal facility.

Tumor Cells Lines

The T-B hybrid T1, EBV-transformed B cell JY, renal cancer cell line U293T and Burkitt lymphoma cell Raji were from American type Culture Collection (ATCC). Melanoma cell lines (SK23MEL, LB34, and KUL68) were kindly provided by P. Coulie (Bruxell, Belgium) and EBV-transformed B cell BBG.1 and BC3 were kindly provided by H. Collandre (R.A.H.P., Grenoble, France).

HLA-*B0702 transfected TAP deficient T2 cells (T2-B7) were kindly provided by P. Cresswell (Smith et al. *J Immunol* 1996; 156:3755-64). Murine lymphoma cell lines RMA, and EL4 were from ATCC; these cells were also transfected with HLA-*B0702 gene and used as target cells.

Epitope Selection Peptide Synthesis

We used predictive algorithm "SYFPEITHI" (Lu and Celis *E Cancer Res* 2000; 60:5223-7) to analyse amino acid sequence of hTERT for the existence of 9-amino acid (nonamer) or 10-amino acid (decamer) peptides, predicted to bind to HLA-*B0702. We selected candidate peptides that contain canonical HLA-B7-binding anchors, Pro at position 2 and hydrophobic aliphatic (Ala or Leu) at carboxyl-termini, and according to their highest predictive score. Six peptides were retained and synthesized, three 9-amino acid peptides named p1, (MPRAPRCRA (SEQ ID NO: 6), residues 1-9), p277 (RPAEEATSL (SEQ ID NO: 9), residues 277-285) and p342 (RPSFLLSSL (SEQ ID NO: 10), residues 342-350), and three 10-amino acid peptides, p4 (APRCRAVRSL (SEQ ID NO: 7), residues 4-13) p68, (APSFRQVSCL SEQ ID NO: 8, residues 68-77), and p351 (RPSLTGARRL (SEQ ID NO: 11), residues 351-360) (anchor positions are underlined).

Peptides derived from human cytomegalovirus pp65, RPHERNGFYY (SEQ ID NO: 33) (R10TV), and human immunodeficiency virus type 1 IPRRIRQGL (SEQ ID NO: 34) were synthesized and were used as control peptides. Peptide derived from hepatitis B virus core 128-140 (TPATRPPNAPIL (SEQ ID NO: 35)) was used as helper peptide for peptide immunization in mice. Peptides were purchased from PRIM to a minimum purity 80% and were reconstituted in distilled water or DMSO at a concentration of 2 mg/ml.

HLA-B0702 Binding/Stabilization Assay

The relative avidity of hTERT derived peptides for HLA-*B0702 was measured by using a MHC stabilization assay on HLAB0702 transfected T2 (T2-B7) cells in comparison with a reference peptide (R10TV) as described (Rohrllich et al. *Int Immunol* 2003; 15:765-72). Briefly, T2-B7 were incubated overnight at 2×10^5 cells/well in 96-well plates in serum free medium AIM-V (Invitrogen Corp., Gibco), supplemented with 100 ng/ml of human $\beta 2$ -microglobulin, in the absence (negative control) or in the presence of either reference peptide R10V or hTERT peptides at various final concentrations (100, 10, 1 and 0.1 μ M). T2-B7 cells were labelled with a saturating concentration of

ME.1 an anti-HLA-B7 mAb, then washed twice and finally stained with FITC-conjugated F(ab')₂ goat anti-mouse Ig before flow cytometry.

Results are expressed as values of relative avidity, that is the ratio of concentration of test peptide necessary to reach 20% of the maximal binding (obtained with the reference peptide) over the concentration of the reference peptide. Therefore, the lower the value, the stronger the binding.

Peptide Immunization of HLA-*B0702 Transgenic Mice for CTL Induction

Female HLA-*B0702 transgenic mice at 8-10 weeks of age were injected subcutaneously (s.c.) at the base of the tail with 50 μ g of individual HLA-B0702 restricted hTERT peptides supplemented with 140 μ g of helper peptide co-emulsified in incomplete Freund's adjuvant (Difco, Detroit, Mich.). Ten days later, spleen cells of individual mouse were reactivated in vitro with relevant peptide in six wells plate. Effector CTL cells were tested in a standard 4-5 h ⁵¹Cr-release assay, using relevant or negative control peptide-pulsed, HLA-*B0702 transfected RMA cells (RMA-B7). Mice were considered as responders, when specific lysis $\geq 10\%$ was observed.

DNA Immunization in HLA-*B0702 Transgenic Mice

The LvCMV-hTERT plasmid vector encoding the hTERT gene under the control of CMV promoter was purified on plasmid Giga kit columns under endotoxin-free conditions (Qiagen). Anesthetized HLA-*B0702 Transgenic mice were injected with said plasmid (50 μ g each side) into regenerating tibialis anterior muscles. 14 days after, spleen cells of individual mouse were re-activated in vitro with peptide-pulsed (10 μ g/ml), syngenic γ -irradiated (50 Gy) LPS-lymphoblast in complete medium, supplemented with 10% supernatant from Con A-activated rat spleens cells. Cytotoxicity assays were performed 6 days as described.

Lentiviral Vector Construct and Production

The pTRIP-deltaU3-CMV-hTERT (referred as TRIPLv-hTERT or Lv-hTERT or pTrip-hTERT) (FIG. 7) construct was created by first subcloning an EcoRI-Sall hTERT insert derived from the pBABE-hygro-hTERT plasmid (Counter et al. *Proc Natl Acad Sci U.S.A.* 1998; 95: 14723-8) into the pSP73 vector (Promega). A BgIII-SaII fragment was then inserted into the pTRIP-CMV plasmid cut with BamH1 and XhoI. Pseudo typed recombinant retroviral particles were produced by transient (48 h) transfection of 293T cells as described (Zennou et al. *Cell* 2000; 14; 101:173; Firat et al. *J Gene Med* 2002; 4:38-45). The recombinant retroviral particles were concentrated by ultra-centrifugation and resuspended in PBS. The amount of vector particles was estimated from that of p24 protein in a commercially available ELISA assay (NEN, DUPONT, France Perkin Elmer).

The pTRIP-CMV- Δ hTERT vector, deposited at the CNCM (Institut Pasteur, Paris, France) under the number CNCM 1-3660 on Jul. 28, 2006, was carried out as described in the paragraph above. However, the hTERT protein was rendered non-functional by deletion of amino acids 867 to 869, corresponding to nucleotides 2654 to 2662 of FIG. 1 (wild-type). The catalytically dead hTERT RT mutant (Δ hTERT) was generated by creating a deletion of amino acid residues 867 to 869 using the QUICKCHANGE XL Site-Directed Mutagenesis Kit (Stratagene) and verified by sequencing.

Immunization in MHC Class I Transgenic Mice and CTL Detection

Immunization with TRIPLv-hTERT was performed as a single subcutaneously (at the base of the tail) injection of 1500 ng of TripLv-hTERT suspension or control vector.

Immunization was performed in HLA.A2 transgenic mice as a single intraperitoneal injection of recombinant lentiviral particles, pTRIP-CMV-ΔhTERT or Trip-GFP as a control, equivalent to 1500 ng of p24 antigen in 500 μl of PBS.

12 days later, hTERT peptide-specific T among splenocytes were detected by an ELISPOT assay (see below). Cytotoxicity assays were performed on the same immune splenocyte populations after in vitro stimulation with peptide-pulsed as described above.

Evaluation of T-Cell Response by Ex Vivo IFN-γ ELISPOT Assay

Peptide-specific T cells from immunized mice were detected by IFN-γ ELISPOT assay as previously described (Miyahira et al. J Immunol Methods 1995; 181:45-54). Anti-mouse IFN-γ mAb's (3 μg/ml; Pharmigen, Becton Dickinson biosciences) were coated onto 96-well nitrocellulose microplates (multi screen; Millipore corp, Molsheim, France). After red cell lysis, freshly isolate spleen lymphocytes of individual mouse (5×10^5 , 2.5×10^5 and 1.25×10^5 cells/well) were directly cultured with or without 5 μg of native hTERT peptide for 18 h at 37° C. After washings, the plates were incubated 2 hours with biotinylated anti-mouse IFN-γ (2 μg/ml; Pharmigen, Becton Dickinson biosciences). Finally, the plates were washed and incubated at 37° C. for 1 h with alkaline phosphatase-conjugate streptavidin (Roche molecular biochemicals, Mannheim, germany). Positive controls include cells stimulated with phorbol myristate acetate (100 ng/ml, Sigma) and ionomycin (1 μg/ml). IFNγ spot-forming cells (SFCs) were developed by adding peroxidase substrates (BCIP/NBT, Promega Corp, Madison W; USA) and counted using automated image analysis system a BIOREADER 2000 (Biosys, Karben, germany). The number of specific SFCs was calculated after subtracting negative control values (<10 SFC). Responses were positive if the mean of SFCs in stimulated well was greater than the mean+2 S. D. of the SFCs in the negative control wells and greater than 50 SFC/10⁶ cells.

Cytolytic Assay

Cytotoxicity assays were performed by using standard 4-5 h ⁵¹Cr release assay as previously described (Firat et al. J Gene Med 2002; 4:38-45). Specific lysis in % was calculated by subtracting non-specific lysis observed with the control peptide. Mice were considered as responders when specific lysis ≥ 10% was observed.

Generation of hTERT Peptide-Specific CTL in Human

Human CTL from donors were obtained after in vitro reactivated PBMC for 4 weeks with hTERT peptide HLA-B0702 restricted as described previously (Hernandez et al. Proc Natl Acad Sci U.S.A. 2002; 99:12275-80). Briefly, Ficoll-purified human PBMCs were thawed and incubated (4×10^6 /well) in 24-well plates in RPMI 1640, 1 mM sodium pyruvate, 100 IU/ml penicillin, 100 μg/ml streptomycin, 10 mM HEPES, 5×10^{-5} M 2-mercaptoethanol supplemented with heat inactivated 10% human serum (Institut Jacques Boy, Reims, France). They were stimulated with each

hTERT peptide (10 μg/ml) and recombinant human IL-7 (20 ng/ml; R&D Systems) was added.

On day 7, lymphocytes were re-activated with peptide-pulsed γ-irradiated autologous PBMCs (50 Gy). The next day, 20 IU/ml human IL-2 (Roche, Mannheim, Germany) was added to the culture. CTL lines were re-activated weekly during four cycles. For some donors, CD8⁺ T cells were purified after three round cycle, using CD8 microbeads (Miltenyi Biotec, Bergisch Gladbach, Germany) according to manufacturer's recommendations and activated once before functional test. Cytolytic assays were performed 6 days after the last re-activation against various ⁵¹Cr-labeled targets: T2-B7 pulsed with tested hTERT peptides or irrelevant peptide, or tumor cell lines.

In some experiments, tumors cells were incubated with an anti-HLA class I framework mAb, w6/32 (BD Pharmigen) or anti-HLA-*B0702 mAb, ME.1, or an anti-HLA-DR mAbB, G46.6 (BD Pharmigen) at an optimal concentration (10 μg/mL) for 30 minutes to determine whether cytotoxicity was restricted to HLA class I.

II—Results

1. Immunogenicity of HLA-*B-0702 Predicted Peptides Derived from hTERT.

Using a T-cell epitope prediction program, we analysed the hTERT protein sequence and retained six peptides (3 nonamers and 3 decamers) due to their high predictive score (Table I). We next tested their ability to bind HLA-B0702 molecule using antigen-transporter (TAP)-deficient T2 cells transfected with HLA-B0702 gene (T2-B7). Three peptides p1, p4 and p68 respectively show a high relative affinity (RA ≤ 1) and the three others p277, p342 and p351 exhibited medium RA > 1 (Table I). These data indicate that these six peptides are excellent binders to HLA-B0702. Therefore, one might expect such complexes, formed in the endoplasmic reticulum, to reach the surface of tumor cells and be available for CTL recognition.

To test if these peptides are immunogenic in vivo, we have immunized HLA-*B0702 transgenic mice. The six peptides tested were shown to be able to induce CTL responses, although differences were noticed (Table I). Two peptides p4 and p68, binding with a high affinity to the HLA-B7 molecules, induce strong CTL response in all mice tested. In contrast, peptides (p277 and p342), having lower affinity for the HLA-B7 molecules, enable the generation of moderate specific CTL, in only 50% of mice tested. CTL lines specific for hTERT epitopes, generated from transgenic mice, recognized human T2-B7 pulsed with their respective specific peptides (data not shown), demonstrating the high affinity of their TCR for the complex MHC/peptide. Thus, there is an overall correlation between the results of binding/stabilization of HLAB0702 and the in vivo CTL response in HLA-B7 transgenic mice.

TABLE 1

Immunogenicity of selected hTERT HLA-*B0702 binding peptide *					
Peptide* Sequence	SEQ ID NO	Relative Score§	Avidity+R/T** (%)	Immunogenicity‡	
				Specific Lysis	
p1	MPRAPRCRA	6	23	0.4	4/6 30, 39, 35, 28
P4	APRCRAVRSL	7	25	0.3	6/6 52, 53, 48, 51, 46, 49

TABLE 1-continued

Immunogenicity of selected hTERT HLA-*B0702 binding peptide *					
Peptide* Sequence	SEQ ID NO	Score§	Immunogenicity†		
			Relative Avidity+R/T** (%)	Specific Lysis	
p68	APSFQVVSCL	8	25	0.4	6/6 63, 78, 75, 69, 70, 72
p277	RPAAEATSL	9	23	4.7	3/6 29, 33, 29
p342	RPSFLLSSL	10	23	2.5	3/6 26, 39, 32,
p351	RPSLTGARRL	11	23	1.5	4/6 47, 31, 37, 26

*The figure represents the first amino acid of the peptide. Therefore, "p4" indicates that the alanine residue is the fourth amino acid of the coding sequence.

§Algorithm score obtained by using SYFPEITHI predictive program

+The relative avidity of hTERT peptides for HLA-B*0702 was measured by using a MHC stabilization assay in comparison with a reference peptide as detailed in material and methods.

†HLA-B*0702 transgenic mice were immunized with candidate peptides (six mice for each peptide) as detailed above. Ten days later, spleen cells of individual mice were restimulated in vitro with each hTERT peptide. Cytolytic activities were assayed by 4-5 h ⁵¹Cr release assay using peptide loaded RMA-87 target cells. The Specific lysis was calculated by subtracting non-specific lysis observed with the R10TV control peptide. Specific lysis at a 75: 1 effector/target ratio was showed.

**RIT: responder (specific lysis 10%) versus tested mice.

2. hTERT-Derived Peptides were Processed in HLA-B0702 Transgenic Mice.

To assess the presentation of endogenously synthesized hTERT peptides in the context of the HLA-B0702 molecule against these six hTERT epitopes identified, HLA-*B0702 transgenic mice were immunised with cDNA encoding hTERT, forty days after peptide-specific CTL responses within spleen cells of individual mice were evaluated. As shown in FIG. 2, hTERT peptide-specific CTLs were induced in most immunized mice (M), from 50 to 80% of mice for p4, p68, p1, p277 and p351. In contrast, p342-specific CTLs can be induced in about 15% tested mice. No significant hTERT-specific CTL responses were also induced from non-immunized naïve mice. Thus, these six hTERT epitopes are effectively intracellular[^] processed. Moreover, natural peptides similar in term of amino acid sequence or structure to the synthetic ones, are presented by the corresponding HLA-*B0702 molecules on the cell surface.

Further, these data show that multiple CTL specificity can be induced simultaneously against several hTERT epitopes in a single mice and validate our HLA-Class I transgenic mouse model for their potential to test candidate vaccines.

3. Induction of Primary CTL Responses from Healthy Donors by hTERT Peptides.

We studied whether hTERT peptides would be effective in raising HLA-B7-restricted CTLs, using PBMCs of HLA-B0702 healthy donors in an in vitro immunization protocol. CTL responses were generated in eight out of ten individuals (d₁ to d₈), and peptide-specific CTL responses were obtained in at least 50% of donors, except for p342 (20%) (FIG. 3). hTERT epitope recognition by in vitro generated CTLs varies among donors, depending upon their genetic background (FIG. 3). Therefore, by random testing of HLA-B0702 healthy donors, it was clearly established that these hTERT peptides are immunogenic in human, implying that specific CTL precursors for hTERT are not deleted in the peripheral adult repertoire. Therefore, we asked whether

CTL lines generated from healthy donors would be able to kill HLA-matched hTERT⁺ tumor cells.

4. Specific hTERT CTL were Able to Lyse Tumors of Different Origins

hTERT-specific CTLs from donors were tested for their capacity to lyse human tumour cell lines of different origins. The results presented in Table 2 show that, CTL lines generated in vitro from healthy donors killed HLA-B0702⁺ tumour cells, whereas no cytotoxicity against HLA-B0702⁻ tumors was detected. (See for example CTLp351 in d₁, d₂ and d₃ in KU L268 or 293-UT target (respectively 52, 25, 20 and 34, 41 and 19%) versus T1 or BBG1 target (respectively 9, 2, 6 and 0, 0, 2%). Differences were observed in tumor recognition according to the CTL specificity; this could be explained by differential presentation of hTERT peptides on the surface of the tumor cells. Importantly, p351-specific CTL lines generated from different donors recognize the majority of tumor cell lines tested (Table 2). In contrast, all p4-specific CTL lines do not lyse all the type of tested tumors. CTL lines, specific for p1 and p68 peptides, only recognize the T1-B7 targets. p342-specific CTL lines recognize only melanoma cells (LB 34 and KU 268 target). Finally, p277-specific CTL lines recognize renal cancer (293 UT) but neither melanoma nor lymphoid tumor cells. On the other hand, normal PBMCs and CD40 activated B cells were not lysed by these hTERT peptide-specific CTL lines, regardless of HLA type (two last lines of Table 2).

As shown in FIG. 4, the cytotoxic activity of CTLp351 line toward HLA-B7⁺ tumor cells is inhibited by an anti-class I mAb anti-HLA-B0702, but not by an anti-HLADR mAb (MHC class II). Similar data were obtained with other peptide-specific CTL lines (data not shown) and suggest that CTL lines exert cytotoxicity against hTERT⁺ tumor cells in an HLA-B0702-restricted manner. Collectively, these results show that these six hTERT derived peptides are not equally naturally expressed at the tumor cell surface and that hTERT peptide-specific CTLs can discriminate between tumor cells

and normal cells, through the recognition of hTERT peptide in context of HLA-B0702 molecules.

5. Lentiviral Vector Encoding hTERT Vaccination Induces Efficient Peptide-Specific T Cell Responses in Mice.

We next tested candidate vaccines, comprising either a full-length hTERT gene or a non-functional hTERT gene, inserted in a HIV-derived flap vector (FIG. 7). Previous data have shown that lentiviral vectors of this type target dendritic cells in vitro and in vivo, and induce strong poly-specific anti tumor CTL responses in animals. Therefore, we immunized HLA-*B0702 transgenic mice with either recombinant Lv-hTERT or with pTRIP-CMV-ΔhTERT. Twelve days after, spleen cells of individual mice were evaluated by an ex vivo ELISPOT assay.

As shown in FIG. 5A, peptide-specific CD8⁺ T cell responses were obtained against HLA-B0702 restricted hTERT epitopes, as compared with mice that received Lv-GFP control vector. Functional analysis of the induced peptide-specific CD8⁺ cells in chromium release assay after in vitro stimulation confirmed ex vivo ELISPOT data (Table 3) and show that efficient specific CTL response is generated against these six peptides in about 50-70% of mice after a single injection of Lv-hTERT and in 100% of the mice after

a boost with TRIPLV-hTERT (FIG. 6). This was also associated with strong CTL responses in all mice (Table 3). Additionally, as show in Table 3, immunization of HHD mice transgenic for HLA-A2.1 with the same vector induced potent CTL responses specific for two HLA-A2.1.1 restricted epitopes previously classified as dominant (p540) and cryptic (p572). Collectively, these results clearly show that administration of Lv-hTERT result in the induction of very efficient multi-specific T cell response in mice, supporting that hTERT could serve as polyepitope and polyallelic TAA for cancer immunotherapy.

As shown in FIG. 8, hTERT peptide-specific CD8⁺ T cell responses were detected ex vivo in HLA-A2 transgenic (Tg) mice after a single injection of recombinant pTRIP-CMV-ΔhTERT. We showed that CD8⁺ T cells specific for p540 and PY572 epitopes were induced at least in 50% of immunized mice (FIG. 8). These results clearly showed that the two epitopes were correctly endogenously processed and presented in HLA-A2 Tg mice after immunization with pTRIP-CMV-ΔhTERT.

Collectively, these results showed that a single injection of TRIP-hTERT resulted in the induction of a potent multi-specific anti-hTERT CD8⁺ T-cells response in both HLA transgenic mice groups.

TABLE 2

		anti-hTERT CTL from normal donors lyses tumor cells of various types																		
		Percent lysis*																		
		CTL p1			CTL p4			CTL p68			CTL p277			CTL p342			CTL p351			
Cell target	Cell type	HLA-B7	d1	d6	d8	d1	d6	d8	d1	d6	d8	d1	d6	d8	d1	d6	d8	d1	d6	d8
T1	T-B hybrid	=	9	10	5	8	6	nd	0	7	6	3	5	9	3	6	4	9	2	6
T1-B7	T-B hybrid	+	29	26	14	5	7	nd	19	30	4	56	30	12	2	17	5	38	24	31
Sk23mel	Melanoma	-	0	1	0	0	2	0	10	3	4	1	4	0	4	4	3	5	2	1
LB34	Melanoma	+	5	4	0	0	4	2	13	7	11	0	0	2	28	22	11	52	25	20
KUL68	Melanoma	+	9	4	7	6	3	0	0	nd	0	7	4	nd	26	14	9	34	41	19
293-UT	Renal cell	+	2	8	4	1	6	7	3	0	0	36	17	22	9	17	4	28	22	25
BBG1	EBV-B cell	-	0	4	3	0	0	2	2	0	1	0	0	5	1	1	0	0	0	2
JY	EBV-B cell	+	2	0	4	0	6	nd	0	0	9	3	0	1	8	10	6	27	18	15
Raji	B lymphoma	-	4	1	nd	5	0	nd	0	0	nd	6	nd	1	0	nd	0	4	0	nd
Autologous PBMC	Normal cell	+	0	0	0	4	0	1	0	0	0	0	0	1	0	2	0	0	0	1
Autologous B cell CD40 [§]	Normal cell	+	0	0	0	3	0	2	2	0	0	0	0	6	0	2	3	0	0	4

*hTERT peptide specific-CTL lines (CTLp1, CTLp4, CTLp68, CTLp277, CTLp342, CTLp351) were obtained from healthy donors that were responder after subsequent in vitro immunization as described in material and methods. Cytotoxicity was measured in a standard ⁵¹Cr = labeled release assay. Specific lysis; for a 30:1 effector:target ratio were shown

[§]Autologous B lymphocytes from normal donors were activated for 48 h with a trimeric CD40 L (40 μg/ml).

TABLE 3

Induction of CTL responses following Lv-hTERT immunization					
Flap+Lv-hTERT immunization					
HLA-B7 Tg mice			HHD mice		
Restimulating peptide	R/T	Specific lysis (%)	Restimulating peptide	R/T	Specific lysis (%)
P1	4/8	27, 30, 29, 32	P540	2/6	21, 18
p4	6/8	18, 25, 54, 33, 16	pY572	5/6	22, 19, 14, 35, 24
p68	4/8	15, 64, 24, 16,			
p277	5/8	21, 25, 23, 52, 33			
p342	4/8	18, 24, 20, 37			
p351	5/8	17, 20, 18, 36, 19			

New hTERT epitopes, which are in vivo immunogenic and processed in H-2-class I knockout HLA-B0702 transgenic mice have identified. Further, in vitro, hTERT peptide immunization using HLA-B702⁺ PBL from healthy donors induce specific CTL responses recognizing hTERT⁺ tumors from various origins, implying that there is no deletion in the human T cell repertoire for these epitopes. Moreover, it was shown that depending upon the tumor origins, peptides repertoire expressed on the cell surface could be qualitatively different, underlining, the utility to characterize hTERT as polyepitope tumor associated antigens for circumvent antigenic variability of cancer cells. Finally, a humanized HLA-^{*}B0702 and HLA-A2.1 transgenic mice were used, to test a candidate vaccine consisting of a nonfunctional telomerase gene inserted in a new generation of lentiviral derived flap vector. A strong hTERT specific CD8⁺ T cell responses were observed in all the HLA-transgenic mice. These data support the use for therapeutic vaccination in cancer patients and extend the potential applicability of hTERT as a therapeutic target to cover a large population of cancer patients.

BIBLIOGRAPHY

Schroers R, Huang X F, Hammer J, Zhang J, Chen S Y Identification of HLA DR7-restricted epitopes from human telomerase reverse transcriptase recognized by CD4⁺ T-helper cells. *Cancer Res.* 2002 May 1; 62(9):2600-5.

Vonderheide R H, Domchek S M, Schultze J L, George D J, Hoar K M, Chen D Y, Stephans K F, Masutomi K, Loda M, Xia Z, Anderson K S, Hahn W C, Nadler L M. Vaccination of cancer patients against telomerase induces functional antitumor CD8⁺ T lymphocytes. *Clin Cancer Res.* 2004 Feb. 1; 10(3):828-39.

Gross D A, Graff-Dubois S, Opolon P, Cornet S, Alves P, Bennaceur-Griscelli A, Faure O, Guillaume P, Firat H, Chouaib S, Lemonnier F A, Davoust J, Miconnet I, Vonderheide R H, Kosmatopoulos K. High vaccination efficiency of low-affinity epitopes in antitumor immunotherapy. *J Clin Invest.* 2004 February; 113(3):425-33.

Scardino A, Gross D A, Alves P, Schultze J L, Graff-Dubois S, Faure O, Tourdot S, Chouaib S, Nadler L M, Lemonnier F A, Vonderheide R H, Cardoso A A, Kosmatopoulos K. HER-2/neu and hTERT cryptic epitopes as novel targets for broad spectrum tumor immunotherapy. *J Immunol.* 2002 Jun. 1; 168(11):5900-6.

Vonderheide R H, Schultze J L, Anderson K S, Maecker B, Butler M O, Xia Z, Kuroda M J, von Bergwelt-Baildon M S, Bedor M M, Hoar K M, Schnipper D R, Brooks M W, Letvin N L, Stephans K F, Wucherpfennig K W, Hahn W C, Nadler L M. Equivalent induction of telomerase-specific cytotoxic T lymphocytes from tumor-bearing patients and healthy individuals. *Cancer Res.* 2001 Dec. 1; 61(23):8366-70.

Vonderheide R H, Anderson K S, Hahn W C, Butler M O, Schultze J L, Nadler L M. Characterization of HLA-A3-restricted cytotoxic T lymphocytes reactive against the widely expressed tumor antigen telomerase. *Clin Cancer Res.* 2001 November; 7(11):3343-8.

Vonderheide R H, Hahn W C, Schultze J L, Nadler L M. The telomerase catalytic subunit is a widely expressed tumor-associated antigen recognized by cytotoxic T lymphocytes. *Immunity.* 1999 June; 10(6):673-9.

Minev B, Hipp J, Firat H, Schmidt J D, Langlade-Demoyen P, Zanetti M. Cytotoxic T cell immunity against telomerase reverse transcriptase in humans. *Proc Natl Acad Sci USA.* 2000 Apr. 25; 97(9):4796-801.

Hernandez J, Garcia-Pons F, Lone Y C, Firat H, Schmidt J D, Langlade-Demoyen P, Zanetti M. Identification of a human telomerase reverse transcriptase peptide of low affinity for HLA A2.1 that induces cytotoxic T lymphocytes and mediates lysis of tumor cells. *Proc Natl Acad Sci USA.* 2002 Sep. 17; 99(19):12275-80. Epub 2002 Sep. 6.

Arai J, Yasukawa M, Ohminami H, Kakimoto M, Hasegawa A₁ Fujita S. Identification of human telomerase reverse transcriptase-derived peptides that induce HLA-A24-restricted antileukemia cytotoxic T lymphocytes. *Blood.* 2001 May 1; 97(9):2903-7.

Rohrlich P S, Cardinaud S, Lule J, Montero-Julian F A, Prodhomme V, Firat H, Davignon J L, Perret E, Monseaux S, Necker A, Michelson S, Lemonnier F A, Chameau P₁ Davrinche C. Use of a lentiviral vector encoding a HCMV-chimeric IE1-pp65 protein for epitope identification in HLA-Transgenic mice and for ex vivo stimulation and expansion of CD8(+) cytotoxic T cells from human peripheral blood cells. *Hum Immunol.* 2004 May; 65(5):514-22.

Firat H₁ Zennou V, Garcia-Pons F, Ginhoux F, Cochet M, Danos O, Lemonnier F A, Langlade-Demoyen P, Charneau P. Use of a lentiviral flap vector for induction of CTL immunity against melanoma. Perspectives for immunotherapy. *J Gene Med.* 2002 January-February; 4(1):38-45.

Ayyoub M, Migliaccio M, Guillaume P, Lienard D, Cerottini J C, Romero P, Levy F, Speiser D E, Valmori D. Lack of tumor recognition by hTERT peptide 540-548-specific CD8(+) T cells from melanoma patients reveals inefficient antigen processing. *Eur J Immunol.* 2001 September; 31(9):2642-51.

Esslinger C₁ Chapatte L, Finke D, Miconnet I₁ Guillaume P, Levy F, MacDonald H R. In vivo administration of a lentiviral vaccine targets DCs and induces efficient CD8(+) T cell responses. *J Clin Invest.* 2003 June; 111(11):1673-81.

Esslinger C, Romero P₁ MacDonald H R. Efficient transduction of dendritic cells and induction of a T-cell response by third-generation lentivectors. *Hum Gene Ther.* 2002 Jun. 10; 13(9):1091-100.

Parkhurst M R, Riley J P₁ Igarashi T, Li Y₁ Robbins P F, Rosenberg S A. Immunization of patients with the hTERT:540-548 peptide induces peptide-reactive T lymphocytes that do not recognize tumors endogenously expressing telomerase. *Clin Cancer Res.* 2004 Jul. 15; 10(14):4688-98.

Firat H₁ Garcia-Pons F₁ Tourdot S₁ Pascolo S₁ Scardino A, Garcia Z, Michel ML₁ Jack R W, Jung G, Kosmatopoulos K, Mateo L, Suhrbier A, Lemonnier FA₁ Langlade-Demoyen P. H-2 class I knockout, HLA-A2.1-transgenic mice: a versatile animal model for preclinical evaluation of antitumor immunotherapeutic strategies. *Eur J Immunol.* 1999 October; 29(10):3112-21.

Frolkis M, Fischer M B₁ Wang Z₁ Lebkowski J S₁ Chiu C P, Majumdar A S. Dendritic cells reconstituted with human telomerase gene induce potent cytotoxic T-cell response against different types of tumors. *Cancer Gene Ther.* 2003 March; 10(3):239-49.

Vonderheide R H. Telomerase as a universal tumor-associated antigen for cancer immunotherapy. *Oncogene.* 2002 Jan. 21; 21(4):674-9. Review.

- Sun B₁ Huang Q₁ Liu S, Chen M₁ Hawks C L, Wang L, Zhang C, Hornsby P J. Progressive loss of malignant behavior in telomerase-negative tumorigenic adrenocortical cells and restoration of tumorigenicity by human telomerase reverse transcriptase. *Cancer Res.* 2004 Sep. 1; 64(17):6144-51.
- Tajima K, Ito Y, Demachi A, Nishida K, Akatsuka Y, Tsujimura K₁ Hida T, Morishima Y, Kuwano H₁ Mitsudomi T₁ Takahashi T, Kuzushima K. Interferon-gamma differentially regulates susceptibility of lung cancer cells to telomerase-specific cytotoxic T lymphocytes, *Int J Cancer.* 2004 Jun. 20; 110(3):403-12.
- Su Z, Vieweg J, Weizer A Z, Dahm P, Yancey D₁ Turaga V, Higgins J₁ Boczkowski D, Gilboa E, Dannull J. Enhanced

- induction of telomerase-specific CD4(+) T cells using dendritic cells transfected with RNA encoding a chimeric gene product. *Cancer Res.* 2002 Sep. 1; 62(17):5041-8.
- Heiser A, Maurice M A, Yancey D R, Coleman D M, Dahm P, Vieweg J. Human dendritic cells transfected with renal tumor RNA stimulate polyclonal T-cell responses against antigens expressed by primary and metastatic tumors. *Cancer Res.* 2001 Apr. 15; 61(8):3388-93.
- Breckpot K₁ Dullaers M₁ Bonehill A, van Meirvenne S, Heirman C, de Greef C, van der Bruggen P, Thielemans K. Lentivirally transduced dendritic cells as a tool for cancer immunotherapy. *J Gene Med.* 2003 August; 5(8): 654-67.

SEQUENCE LISTING

<160> NUMBER OF SEQ ID NOS: 41

<210> SEQ ID NO 1

<211> LENGTH: 9

<212> TYPE: PRT

<213> ORGANISM: artificial

<220> FEATURE:

<223> OTHER INFORMATION: hTERT

<400> SEQUENCE: 1

Ile Leu Ala Lys Phe Leu His Trp Leu
1 5

<210> SEQ ID NO 2

<211> LENGTH: 9

<212> TYPE: PRT

<213> ORGANISM: artificial

<220> FEATURE:

<223> OTHER INFORMATION: hTERT

<400> SEQUENCE: 2

Ala Pro Arg Cys Arg Ala Val Arg Ser
1 5

<210> SEQ ID NO 3

<211> LENGTH: 9

<212> TYPE: PRT

<213> ORGANISM: artificial

<220> FEATURE:

<223> OTHER INFORMATION: hTERT

<400> SEQUENCE: 3

Lys Leu Phe Gly Val Leu Arg Leu Lys
1 5

<210> SEQ ID NO 4

<211> LENGTH: 9

<212> TYPE: PRT

<213> ORGANISM: artificial

<220> FEATURE:

<223> OTHER INFORMATION: hTERT

<400> SEQUENCE: 4

Val Tyr Ala Glu Thr Lys His Phe Leu
1 5

<210> SEQ ID NO 5

<211> LENGTH: 9

<212> TYPE: PRT

<213> ORGANISM: artificial

<220> FEATURE:

<223> OTHER INFORMATION: hTERT

-continued

<400> SEQUENCE: 5

Val Tyr Gly Phe Val Arg Ala Cys Leu
1 5

<210> SEQ ID NO 6

<211> LENGTH: 9

<212> TYPE: PRT

<213> ORGANISM: artificial

<220> FEATURE:

<223> OTHER INFORMATION: p1 polypeptide

<400> SEQUENCE: 6

Met Pro Arg Ala Pro Arg Cys Arg Ala
1 5

<210> SEQ ID NO 7

<211> LENGTH: 10

<212> TYPE: PRT

<213> ORGANISM: artificial

<220> FEATURE:

<223> OTHER INFORMATION: p4 polypeptide

<400> SEQUENCE: 7

Ala Pro Arg Cys Arg Ala Val Arg Ser Leu
1 5 10

<210> SEQ ID NO 8

<211> LENGTH: 10

<212> TYPE: PRT

<213> ORGANISM: artificial

<220> FEATURE:

<223> OTHER INFORMATION: p68 polypeptide

<400> SEQUENCE: 8

Ala Pro Ser Phe Arg Gln Val Ser Cys Leu
1 5 10

<210> SEQ ID NO 9

<211> LENGTH: 9

<212> TYPE: PRT

<213> ORGANISM: artificial

<220> FEATURE:

<223> OTHER INFORMATION: p277 polypeptide

<400> SEQUENCE: 9

Arg Pro Ala Glu Glu Ala Thr Ser Leu
1 5

<210> SEQ ID NO 10

<211> LENGTH: 9

<212> TYPE: PRT

<213> ORGANISM: artificial

<220> FEATURE:

<223> OTHER INFORMATION: p342 polypeptide

<400> SEQUENCE: 10

Arg Pro Ser Phe Leu Leu Ser Ser Leu
1 5

<210> SEQ ID NO 11

<211> LENGTH: 10

<212> TYPE: PRT

<213> ORGANISM: artificial

<220> FEATURE:

<223> OTHER INFORMATION: p351 polypeptide

-continued

<400> SEQUENCE: 11

Arg Pro Ser Leu Thr Gly Ala Arg Arg Leu
1 5 10

<210> SEQ ID NO 12

<211> LENGTH: 9

<212> TYPE: PRT

<213> ORGANISM: artificial

<220> FEATURE:

<223> OTHER INFORMATION: p444 polypeptide

<400> SEQUENCE: 12

Asp Pro Arg Arg Leu Val Gln Leu Leu
1 5

<210> SEQ ID NO 13

<211> LENGTH: 9

<212> TYPE: PRT

<213> ORGANISM: artificial

<220> FEATURE:

<223> OTHER INFORMATION: p464 polypeptide

<400> SEQUENCE: 13

Phe Val Arg Ala Cys Leu Arg Arg Leu
1 5

<210> SEQ ID NO 14

<211> LENGTH: 9

<212> TYPE: PRT

<213> ORGANISM: artificial

<220> FEATURE:

<223> OTHER INFORMATION: p966 polypeptide

<400> SEQUENCE: 14

Ala Gly Arg Asn Met Arg Arg Lys Leu
1 5

<210> SEQ ID NO 15

<211> LENGTH: 9

<212> TYPE: PRT

<213> ORGANISM: artificial

<220> FEATURE:

<223> OTHER INFORMATION: p1107 polypeptide

<400> SEQUENCE: 15

Leu Pro Gly Thr Thr Leu Thr Ala Leu
1 5

<210> SEQ ID NO 16

<211> LENGTH: 9

<212> TYPE: PRT

<213> ORGANISM: artificial

<220> FEATURE:

<223> OTHER INFORMATION: p1123 polypeptide

<400> SEQUENCE: 16

Leu Pro Ser Pro Lys Phe Thr Ile Leu
1 5

<210> SEQ ID NO 17

<211> LENGTH: 9

<212> TYPE: PRT

<213> ORGANISM: Artificial

<220> FEATURE:

<223> OTHER INFORMATION: p444* peptide

<400> SEQUENCE: 17

-continued

Ala Pro Arg Arg Leu Val Gln Leu Leu
1 5

<210> SEQ ID NO 18
<211> LENGTH: 9
<212> TYPE: PRT
<213> ORGANISM: Artificial
<220> FEATURE:
<223> OTHER INFORMATION: hTERT
<220> FEATURE:
<221> NAME/KEY: MISC_FEATURE
<222> LOCATION: (1)..(1)
<223> OTHER INFORMATION: Xaa = any amino acid
<220> FEATURE:
<221> NAME/KEY: MISC_FEATURE
<222> LOCATION: (3)..(8)
<223> OTHER INFORMATION: Xaa= any amino acid
<220> FEATURE:
<221> NAME/KEY: MISC_FEATURE
<222> LOCATION: (9)..(9)
<223> OTHER INFORMATION: Xaa is selected from the group consisting of
A,L,I,M,V,F,W and Y

<400> SEQUENCE: 18

Xaa Pro Xaa Xaa Xaa Xaa Xaa Xaa Xaa
1 5

<210> SEQ ID NO 19
<211> LENGTH: 10
<212> TYPE: PRT
<213> ORGANISM: Artificial
<220> FEATURE:
<223> OTHER INFORMATION: hTERT
<220> FEATURE:
<221> NAME/KEY: MISC_FEATURE
<222> LOCATION: (1)..(1)
<223> OTHER INFORMATION: Xaa = any amino acid
<220> FEATURE:
<221> NAME/KEY: MISC_FEATURE
<222> LOCATION: (3)..(9)
<223> OTHER INFORMATION: Xaa = any amino acid
<220> FEATURE:
<221> NAME/KEY: MISC_FEATURE
<222> LOCATION: (10)..(10)
<223> OTHER INFORMATION: Xaa is selected from the group consisting of
A,L,I,M,V,F,W and Y

<400> SEQUENCE: 19

Xaa Pro Xaa Xaa Xaa Xaa Xaa Xaa Xaa Xaa
1 5 10

<210> SEQ ID NO 20
<211> LENGTH: 57
<212> TYPE: PRT
<213> ORGANISM: Artificial
<220> FEATURE:
<223> OTHER INFORMATION: hTERT

<400> SEQUENCE: 20

Met Pro Arg Ala Pro Arg Cys Arg Ala Ala Pro Arg Cys Arg Ala Val
1 5 10 15

Arg Ser Leu Ala Pro Ser Phe Arg Gln Val Ser Cys Leu Arg Pro Ala
20 25 30

Glu Glu Ala Thr Ser Leu Arg Pro Ser Phe Leu Leu Ser Ser Leu Arg
35 40 45

Pro Ser Leu Thr Gly Ala Arg Arg Leu
50 55

-continued

<210> SEQ ID NO 21
 <211> LENGTH: 27
 <212> TYPE: DNA
 <213> ORGANISM: Artificial
 <220> FEATURE:
 <223> OTHER INFORMATION: n1 polynucleotide

 <400> SEQUENCE: 21

 atgccgcgctg ctccccgctg ccgagcc 27

<210> SEQ ID NO 22
 <211> LENGTH: 30
 <212> TYPE: DNA
 <213> ORGANISM: Artificial
 <220> FEATURE:
 <223> OTHER INFORMATION: n4 polynucleotide

 <400> SEQUENCE: 22

 gctccccgct gccgagccgt gcgctccctg 30

<210> SEQ ID NO 23
 <211> LENGTH: 30
 <212> TYPE: DNA
 <213> ORGANISM: Artificial
 <220> FEATURE:
 <223> OTHER INFORMATION: n68 polynucleotide

 <400> SEQUENCE: 23

 gccccctect tccgccaggt gtectgctg 30

<210> SEQ ID NO 24
 <211> LENGTH: 27
 <212> TYPE: DNA
 <213> ORGANISM: Artificial
 <220> FEATURE:
 <223> OTHER INFORMATION: n277 polynucleotide

 <400> SEQUENCE: 24

 agaccgccc aagaagccac ctctttg 27

<210> SEQ ID NO 25
 <211> LENGTH: 27
 <212> TYPE: DNA
 <213> ORGANISM: Artificial
 <220> FEATURE:
 <223> OTHER INFORMATION: n342 polynucleotide

 <400> SEQUENCE: 25

 cggccctect tctactcag ctctctg 27

<210> SEQ ID NO 26
 <211> LENGTH: 30
 <212> TYPE: DNA
 <213> ORGANISM: Artificial
 <220> FEATURE:
 <223> OTHER INFORMATION: n351 polynucleotide

 <400> SEQUENCE: 26

 agcccagcc tgactggcgc tcggaggctc 30

<210> SEQ ID NO 27
 <211> LENGTH: 27
 <212> TYPE: DNA
 <213> ORGANISM: Artificial
 <220> FEATURE:
 <223> OTHER INFORMATION: n444 polynucleotide

-continued

<400> SEQUENCE: 27

gacccccgtc gcctggtgca gctgctc

27

<210> SEQ ID NO 28

<211> LENGTH: 27

<212> TYPE: DNA

<213> ORGANISM: Artificial

<220> FEATURE:

<223> OTHER INFORMATION: n464 polynucleotide

<400> SEQUENCE: 28

ttcgtgctggg cctgcctgcg ccggctg

27

<210> SEQ ID NO 29

<211> LENGTH: 27

<212> TYPE: DNA

<213> ORGANISM: Artificial

<220> FEATURE:

<223> OTHER INFORMATION: n966 polynucleotide

<400> SEQUENCE: 29

gctgggagga acatgcgtcg caaactc

27

<210> SEQ ID NO 30

<211> LENGTH: 27

<212> TYPE: DNA

<213> ORGANISM: Artificial

<220> FEATURE:

<223> OTHER INFORMATION: n1107 polynucleotide

<400> SEQUENCE: 30

ctcccgggga cgacgctgac tgccctg

27

<210> SEQ ID NO 31

<211> LENGTH: 27

<212> TYPE: DNA

<213> ORGANISM: Artificial

<220> FEATURE:

<223> OTHER INFORMATION: n1123 polynucleotide

<400> SEQUENCE: 31

ctgccctcag acttcaagac catcctg

27

<210> SEQ ID NO 32

<211> LENGTH: 27

<212> TYPE: DNA

<213> ORGANISM: Artificial

<220> FEATURE:

<223> OTHER INFORMATION: n444* polynucleotide

<400> SEQUENCE: 32

gacccccgtc gcctggtgca gctgctc

27

<210> SEQ ID NO 33

<211> LENGTH: 10

<212> TYPE: PRT

<213> ORGANISM: Artificial

<220> FEATURE:

<223> OTHER INFORMATION: R10TV

<400> SEQUENCE: 33

Arg Pro His Glu Arg Asn Gly Phe Thr Val

1

5

10

<210> SEQ ID NO 34

-continued

<211> LENGTH: 9
 <212> TYPE: PRT
 <213> ORGANISM: Artificial
 <220> FEATURE:
 <223> OTHER INFORMATION: human immunodeficiency virus type 1

<400> SEQUENCE: 34

Ile Pro Arg Arg Ile Arg Gln Gly Leu
 1 5

<210> SEQ ID NO 35
 <211> LENGTH: 13
 <212> TYPE: PRT
 <213> ORGANISM: Artificial
 <220> FEATURE:
 <223> OTHER INFORMATION: hepatitis B virus core 128-140

<400> SEQUENCE: 35

Thr Pro Pro Ala Thr Arg Pro Pro Asn Ala Pro Ile Leu
 1 5 10

<210> SEQ ID NO 36
 <211> LENGTH: 4015
 <212> TYPE: DNA
 <213> ORGANISM: Homo sapiens
 <220> FEATURE:
 <221> NAME/KEY: misc_feature
 <222> LOCATION: (1)..(4015)
 <223> OTHER INFORMATION: gene encoding the hTERT protein and
 corresponding amino acid sequence
 <220> FEATURE:
 <221> NAME/KEY: CDS
 <222> LOCATION: (56)..(3454)
 <223> OTHER INFORMATION: coding sequence

<400> SEQUENCE: 36

gcagcgctgc gtcctgctgc gcacgtggga agccttgccc ccggccaccc ccgcg atg 58
 Met
 1

ccg cgc gct ccc cgc tgc cga gcc gtg cgc tcc ctg ctg cgc agc cac 106
 Pro Arg Ala Pro Arg Cys Arg Ala Val Arg Ser Leu Leu Arg Ser His
 5 10 15

tac cgc gag gtg ctg ccg ctg gcc acg ttc gtg cgg cgc ctg ggg ccc 154
 Tyr Arg Glu Val Leu Pro Leu Ala Thr Phe Val Arg Arg Leu Gly Pro
 20 25 30

cag gcc tgg cgg ctg gtg cag cgc ggg gac ccg gcg gct ttc cgc gcg 202
 Gln Gly Trp Arg Leu Val Gln Arg Gly Asp Pro Ala Ala Phe Arg Ala
 35 40 45

ctg gtg gcc cag tgc ctg gtg tgc gtg ccc tgg gac gca cgg ccg ccc 250
 Leu Val Ala Gln Cys Leu Val Cys Val Pro Trp Asp Ala Arg Pro Pro
 50 55 60 65

ccc gcc gcc ccc tcc ttc cgc cag gtg tcc tgc ctg aag gag ctg gtg 298
 Pro Ala Ala Pro Ser Phe Arg Gln Val Ser Cys Leu Lys Glu Leu Val
 70 75 80

gcc cga gtg ctg cag agg ctg tgc gag cgc ggc gcg aag aac gtg ctg 346
 Ala Arg Val Leu Gln Arg Leu Cys Glu Arg Gly Ala Lys Asn Val Leu
 85 90 95

gcc ttc ggc ttc gcg ctg ctg gac ggg gcc cgc ggg ggc ccc ccc gag 394
 Ala Phe Gly Phe Ala Leu Leu Asp Gly Ala Arg Gly Gly Pro Pro Glu
 100 105 110

gcc ttc acc acc agc gtg cgc agc tac ctg ccc aac acg gtg acc gac 442
 Ala Phe Thr Thr Ser Val Arg Ser Tyr Leu Pro Asn Thr Val Thr Asp
 115 120 125

gca ctg cgg ggg agc ggg gcg tgg ggg ctg ctg ctg cgc cgc gtg ggc 490
 Ala Leu Arg Gly Ser Gly Ala Trp Gly Leu Leu Leu Arg Arg Val Gly

-continued

130	135	140	145	
gac gac gtg ctg gtt cac ctg ctg gca cgc tgc gcg ctc ttt gtg ctg				538
Asp Asp Val Leu Val His Leu Leu Ala Arg Cys Ala Leu Phe Val Leu	150	155	160	
gtg gct ccc agc tgc gcc tac cag gtg tgc ggg ccg ccg ctg tac cag				586
Val Ala Pro Ser Cys Ala Tyr Gln Val Cys Gly Pro Pro Leu Tyr Gln	165	170	175	
ctc ggc gct gcc act cag gcc cgg ccc ccg cca cac gct agt gga ccc				634
Leu Gly Ala Ala Thr Gln Ala Arg Pro Pro Pro His Ala Ser Gly Pro	180	185	190	
cga agg cgt ctg gga tgc gaa cgg gcc tgg aac cat agc gtc agg gag				682
Arg Arg Arg Leu Gly Cys Glu Arg Ala Trp Asn His Ser Val Arg Glu	195	200	205	
gcc ggg gtc ccc ctg gcc ctg cca gcc ccg ggt gcg agg agg cgc ggg				730
Ala Gly Val Pro Leu Gly Leu Pro Ala Pro Gly Ala Arg Arg Arg Gly	210	215	220	225
ggc agt gcc agc cga agt ctg ccg ttg ccc aag agg ccc agg cgt ggc				778
Gly Ser Ala Ser Arg Ser Leu Pro Leu Pro Lys Arg Pro Arg Arg Gly	230	235	240	
gct gcc cct gag ccg gag cgg acg ccc gtt ggg cag ggg tcc tgg gcc				826
Ala Ala Pro Glu Pro Glu Arg Thr Pro Val Gly Gln Gly Ser Trp Ala	245	250	255	
cac ccg ggc agg acg cgt gga ccg agt gac cgt ggt ttc tgt gtg gtg				874
His Pro Gly Arg Thr Arg Gly Pro Ser Asp Arg Gly Phe Cys Val Val	260	265	270	
tca cct gcc aga ccc gcc gaa gaa gcc acc tct ttg gag ggt gcg ctc				922
Ser Pro Ala Arg Pro Ala Glu Glu Ala Thr Ser Leu Glu Gly Ala Leu	275	280	285	
tct ggc acg cgc cac tcc cac cca tcc gtg ggc cgc cag cac cac gcg				970
Ser Gly Thr Arg His Ser His Pro Ser Val Gly Arg Gln His His Ala	290	295	300	305
ggc ccc cca tcc aca tcg cgg cca cca cgt ccc tgg gac acg cct tgt				1018
Gly Pro Pro Ser Thr Ser Arg Pro Pro Arg Pro Trp Asp Thr Pro Cys	310	315	320	
ccc ccg gtg tac gcc gag acc aag cac ttc ctc tac tcc tca ggc gac				1066
Pro Pro Val Tyr Ala Glu Thr Lys His Phe Leu Tyr Ser Ser Gly Asp	325	330	335	
aag gag cag ctg cgg ccc tcc ttc cta ctc agc tct ctg agg ccc agc				1114
Lys Glu Gln Leu Arg Pro Ser Phe Leu Leu Ser Ser Leu Arg Pro Ser	340	345	350	
ctg act ggc gct cgg agg ctc gtg gag acc atc ttt ctg ggt tcc agg				1162
Leu Thr Gly Ala Arg Arg Leu Val Glu Thr Ile Phe Leu Gly Ser Arg	355	360	365	
ccc tgg atg cca ggg act ccc cgc agg ttg ccc cgc ctg ccc cag cgc				1210
Pro Trp Met Pro Gly Thr Pro Arg Arg Leu Pro Arg Leu Pro Gln Arg	370	375	380	385
tac tgg caa atg cgg ccc ctg ttt ctg gag ctg ctt ggg aac cac gcg				1258
Tyr Trp Gln Met Arg Pro Leu Phe Leu Glu Leu Leu Gly Asn His Ala	390	395	400	
cag tgc ccc tac ggg gtg ctc ctc aag acg cac tgc ccg ctg cga gct				1306
Gln Cys Pro Tyr Gly Val Leu Leu Lys Thr His Cys Pro Leu Arg Ala	405	410	415	
gcg gtc acc cca gca gcc ggt gtc tgt gcc ccg gag aag ccc cag ggc				1354
Ala Val Thr Pro Ala Ala Gly Val Cys Ala Arg Glu Lys Pro Gln Gly	420	425	430	
tct gtg gcg gcc ccc gag gag gag gac aca gac ccc cgt cgc ctg gtg				1402
Ser Val Ala Ala Pro Glu Glu Glu Asp Thr Asp Pro Arg Arg Leu Val	435	440	445	
cag ctg ctc cgc cag cac agc agc ccc tgg cag gtg tac ggc ttc gtg				1450

-continued

Gln 450	Leu	Leu	Arg	Gln	His 455	Ser	Ser	Pro	Trp	Gln 460	Val	Tyr	Gly	Phe	Val 465	
cgg	gcc	tgc	ctg	cgc	cgg	ctg	gtg	ccc	cca	ggc	ctc	tgg	ggc	tcc	agg	1498
Arg	Ala	Cys	Leu	Arg	Arg	Leu	Val	Pro	Pro	Gly	Leu	Trp	Gly	Ser	Arg	
				470				475						480		
cac	aac	gaa	cgc	cgc	ttc	ctc	agg	aac	acc	aag	aag	ttc	atc	tcc	ctg	1546
His	Asn	Glu	Arg	Arg	Phe	Leu	Arg	Asn	Thr	Lys	Lys	Phe	Ile	Ser	Leu	
			485					490					495			
ggg	aag	cat	gcc	aag	ctc	tcg	ctg	cag	gag	ctg	acg	tgg	aag	atg	agc	1594
Gly	Lys	His	Ala	Lys	Leu	Ser	Leu	Gln	Glu	Leu	Thr	Trp	Lys	Met	Ser	
		500					505					510				
gtg	cgg	gac	tgc	gct	tgg	ctg	cgc	agg	agc	cca	ggg	ggt	ggc	tgt	gtt	1642
Val	Arg	Asp	Cys	Ala	Trp	Leu	Arg	Arg	Ser	Pro	Gly	Val	Gly	Cys	Val	
	515					520					525					
ccg	gcc	gca	gag	cac	cgt	ctg	cgt	gag	gag	atc	ctg	gcc	aag	ttc	ctg	1690
Pro	Ala	Ala	Glu	His	Arg	Leu	Arg	Glu	Glu	Ile	Leu	Ala	Lys	Phe	Leu	
530					535					540					545	
cac	tgg	ctg	atg	agt	gtg	tac	gtc	gtc	gag	ctg	ctc	agg	tct	ttc	ttt	1738
His	Trp	Leu	Met	Ser	Val	Tyr	Val	Val	Glu	Leu	Leu	Arg	Ser	Phe	Phe	
				550					555					560		
tat	gtc	acg	gag	acc	acg	ttt	caa	aag	aac	agg	ctc	ttt	ttc	tac	cgg	1786
Tyr	Val	Thr	Glu	Thr	Thr	Phe	Gln	Lys	Asn	Arg	Leu	Phe	Phe	Tyr	Arg	
			565					570					575			
aag	agt	gtc	tgg	agc	aag	ttg	caa	agc	att	gga	atc	aga	cag	cac	ttg	1834
Lys	Ser	Val	Trp	Ser	Lys	Leu	Gln	Ser	Ile	Gly	Ile	Arg	Gln	His	Leu	
		580					585					590				
aag	agg	gtg	cag	ctg	cgg	gag	ctg	tcg	gaa	gca	gag	gtc	agg	cag	cat	1882
Lys	Arg	Val	Gln	Leu	Arg	Glu	Leu	Ser	Glu	Ala	Glu	Val	Arg	Gln	His	
		595				600					605					
cgg	gaa	gcc	agg	ccc	gcc	ctg	ctg	acg	tcc	aga	ctc	cgc	ttc	atc	ccc	1930
Arg	Glu	Ala	Arg	Pro	Ala	Leu	Leu	Thr	Ser	Arg	Leu	Arg	Phe	Ile	Pro	
610					615					620					625	
aag	cct	gac	ggg	ctg	cgg	ccg	att	gtg	aac	atg	gac	tac	gtc	gtg	gga	1978
Lys	Pro	Asp	Gly	Leu	Arg	Pro	Ile	Val	Asn	Met	Asp	Tyr	Val	Val	Gly	
			630						635					640		
gcc	aga	acg	ttc	cgc	aga	gaa	aag	agg	gcc	gag	cgt	ctc	acc	tcg	agg	2026
Ala	Arg	Thr	Phe	Arg	Arg	Glu	Lys	Arg	Ala	Glu	Arg	Leu	Thr	Ser	Arg	
			645					650					655			
gtg	aag	gca	ctg	ttc	agc	gtg	ctc	aac	tac	gag	cgg	gcg	cgg	cgc	ccc	2074
Val	Lys	Ala	Leu	Phe	Ser	Val	Leu	Asn	Tyr	Glu	Arg	Ala	Arg	Arg	Pro	
		660				665						670				
ggc	ctc	ctg	ggc	gcc	tct	gtg	ctg	ggc	ctg	gac	gat	atc	cac	agg	gcc	2122
Gly	Leu	Leu	Gly	Ala	Ser	Val	Leu	Gly	Leu	Asp	Asp	Ile	His	Arg	Ala	
	675					680					685					
tgg	cgc	acc	ttc	gtg	ctg	cgt	gtg	cgg	gcc	cag	gac	ccg	ccg	cct	gag	2170
Trp	Arg	Thr	Phe	Val	Leu	Arg	Val	Arg	Ala	Gln	Asp	Pro	Pro	Pro	Glu	
690					695					700					705	
ctg	tac	ttt	gtc	aag	gtg	gat	gtg	acg	ggc	gcg	tac	gac	acc	atc	ccc	2218
Leu	Tyr	Phe	Val	Lys	Val	Asp	Val	Thr	Gly	Ala	Tyr	Asp	Thr	Ile	Pro	
				710					715					720		
cag	gac	agg	ctc	acg	gag	gtc	atc	gcc	agc	atc	atc	aaa	ccc	cag	aac	2266
Gln	Asp	Arg	Leu	Thr	Glu	Val	Ile	Ala	Ser	Ile	Ile	Lys	Pro	Gln	Asn	
			725					730					735			
acg	tac	tgc	gtg	cgt	cgg	tat	gcc	gtg	gtc	cag	aag	gcc	gcc	cat	ggg	2314
Thr	Tyr	Cys	Val	Arg	Arg	Tyr	Ala	Val	Val	Gln	Lys	Ala	Ala	His	Gly	
		740				745						750				
cac	gtc	cgc	aag	gcc	ttc	aag	agc	cac	gtc	tct	acc	ttg	aca	gac	ctc	2362
His	Val	Arg	Lys	Ala	Phe	Lys	Ser	His	Val	Ser	Thr	Leu	Thr	Asp	Leu	
	755					760						765				

-continued

cag ccg tac atg cga cag ttc gtg gct cac ctg cag gag acc agc ccg Gln Pro Tyr Met Arg Gln Phe Val Ala His Leu Gln Glu Thr Ser Pro 770 775 780 785	2410
ctg agg gat gcc gtc gtc atc gag cag agc tcc tcc ctg aat gag gcc Leu Arg Asp Ala Val Val Ile Glu Gln Ser Ser Ser Leu Asn Glu Ala 790 795 800	2458
agc agt ggc ctc ttc gac gtc ttc cta cgc ttc atg tgc cac cac gcc Ser Ser Gly Leu Phe Asp Val Phe Leu Arg Phe Met Cys His His Ala 805 810 815	2506
gtg cgc atc agg ggc aag tcc tac gtc cag tgc cag ggg atc ccg cag Val Arg Ile Arg Gly Lys Ser Tyr Val Gln Cys Gln Gly Ile Pro Gln 820 825 830	2554
ggc tcc atc ctc tcc acg ctg ctc tgc agc ctg tgc tac ggc gac atg Gly Ser Ile Leu Ser Thr Leu Leu Cys Ser Leu Cys Tyr Gly Asp Met 835 840 845	2602
gag aac aag ctg ttt gcg ggg att cgg cgg gac ggg ctg ctc ctg cgt Glu Asn Lys Leu Phe Ala Gly Ile Arg Arg Asp Gly Leu Leu Leu Arg 850 855 860 865	2650
ttg gtg gat gat ttc ttg ttg gtg aca cct cac ctc acc cac gcg aaa Leu Val Asp Asp Phe Leu Leu Val Thr Pro His Leu Thr His Ala Lys 870 875 880	2698
acc ttc ctc agg acc ctg gtc cga ggt gtc cct gag tat ggc tgc gtg Thr Phe Leu Arg Thr Leu Val Arg Gly Val Pro Glu Tyr Gly Cys Val 885 890 895	2746
gtg aac ttg cgg aag aca gtg gtg aac ttc cct gta gaa gac gag gcc Val Asn Leu Arg Lys Thr Val Val Asn Phe Pro Val Glu Asp Glu Ala 900 905 910	2794
ctg ggt ggc acg gct ttt gtt cag atg ccg gcc cac ggc cta ttc ccc Leu Gly Gly Thr Ala Phe Val Gln Met Pro Ala His Gly Leu Phe Pro 915 920 925	2842
tgg tgc ggc ctg ctg ctg gat acc cgg acc ctg gag gtg cag agc gac Trp Cys Gly Leu Leu Leu Asp Thr Arg Thr Leu Glu Val Gln Ser Asp 930 935 940 945	2890
tac tcc agc tat gcc cgg acc tcc atc aga gcc agt ctc acc ttc aac Tyr Ser Ser Tyr Ala Arg Thr Ser Ile Arg Ala Ser Leu Thr Phe Asn 950 955 960	2938
cgc ggc ttc aag gct ggg agg aac atg cgt cgc aaa ctc ttt ggg gtc Arg Gly Phe Lys Ala Gly Arg Asn Met Arg Arg Lys Leu Phe Gly Val 965 970 975	2986
ttg cgg ctg aag tgt cac agc ctg ttt ctg gat ttg cag gtg aac agc Leu Arg Leu Lys Cys His Ser Leu Phe Leu Asp Leu Gln Val Asn Ser 980 985 990	3034
ctc cag acg gtg tgc acc aac atc tac aag atc ctc ctg ctg cag gcg Leu Gln Thr Val Cys Thr Asn Ile Tyr Lys Ile Leu Leu Leu Gln Ala 995 1000 1005	3082
tac agg ttt cac gca tgt gtg ctg cag ctc cca ttt cat cag caa Tyr Arg Phe His Ala Cys Val Leu Gln Leu Pro Phe His Gln Gln 1010 1015 1020	3127
gtt tgg aag aac ccc aca ttt ttc ctg cgc gtc atc tct gac acg Val Trp Lys Asn Pro Thr Phe Phe Leu Arg Val Ile Ser Asp Thr 1025 1030 1035	3172
gcc tcc ctc tgc tac tcc atc ctg aaa gcc aag aac gca ggg atg Ala Ser Leu Cys Tyr Ser Ile Leu Lys Ala Lys Asn Ala Gly Met 1040 1045 1050	3217
tcg ctg ggg gcc aag ggc gcc gcc ggc cct ctg ccc tcc gag gcc Ser Leu Gly Ala Lys Gly Ala Ala Gly Pro Leu Pro Ser Glu Ala 1055 1060 1065	3262
gtg cag tgg ctg tgc cac caa gca ttc ctg ctc aag ctg act cga Val Gln Trp Leu Cys His Gln Ala Phe Leu Leu Lys Leu Thr Arg 1070 1075 1080	3307

-continued

```

cac  cgt  gtc  acc  tac  gtg  cca  ctc  ctg  ggg  tca  ctc  agg  aca  gcc  3352
His  Arg  Val  Thr  Tyr  Val  Pro  Leu  Leu  Gly  Ser  Leu  Arg  Thr  Ala
1085                1090                1095

cag  acg  cag  ctg  agt  cgg  aag  ctc  ccg  ggg  acg  acg  ctg  act  gcc  3397
Gln  Thr  Gln  Leu  Ser  Arg  Lys  Leu  Pro  Gly  Thr  Thr  Leu  Thr  Ala
1100                1105                1110

ctg  gag  gcc  gca  gcc  aac  ccg  gca  ctg  ccc  tca  gac  ttc  aag  acc  3442
Leu  Glu  Ala  Ala  Ala  Asn  Pro  Ala  Leu  Pro  Ser  Asp  Phe  Lys  Thr
1115                1120                1125

atc  ctg  gac  tga  tggccacccg  cccacagcca  ggccgagagc  agacaccagc  3494
Ile  Leu  Asp
1130

agccctgtca  cgccgggctc  tacgtcccag  ggagggaggg  gcggcccaca  cccaggcccg  3554

caccgctggg  agtctgaggc  ctgagtgagt  gtttggccga  ggctgcatg  tccggctgaa  3614

ggctgagtgt  cgggctgagg  cctgagcgag  tgtccagcca  agggctgagt  gtccagcaca  3674

cctgccgtct  tcaactcccc  acaggctggc  gctcggctcc  accccagggc  cagcttttcc  3734

tcaccaggag  cccggcttcc  actccccaca  taggaatagt  ccatccccag  attcgccatt  3794

gttcaccctt  cgccctgccc  tcctttgctt  tccaccccc  ccatccaggt  ggagaccctg  3854

agaaggacc  tgggagctct  gggaatttgg  agtgacaaa  ggtgtgcct  gtacacagge  3914

gaggaccctg  cacctggatg  ggggtccctg  tgggtcaaat  tggggggagg  tgctgtggga  3974

gtaaaatact  gaatatatga  gtttttcagt  tttgaaaaaa  a  4015

```

<210> SEQ ID NO 37

<211> LENGTH: 1132

<212> TYPE: PRT

<213> ORGANISM: Homo sapiens

<400> SEQUENCE: 37

```

Met  Pro  Arg  Ala  Pro  Arg  Cys  Arg  Ala  Val  Arg  Ser  Leu  Leu  Arg  Ser
 1                5                10                15

His  Tyr  Arg  Glu  Val  Leu  Pro  Leu  Ala  Thr  Phe  Val  Arg  Arg  Leu  Gly
 20                25                30

Pro  Gln  Gly  Trp  Arg  Leu  Val  Gln  Arg  Gly  Asp  Pro  Ala  Ala  Phe  Arg
 35                40                45

Ala  Leu  Val  Ala  Gln  Cys  Leu  Val  Cys  Val  Pro  Trp  Asp  Ala  Arg  Pro
 50                55                60

Pro  Pro  Ala  Ala  Pro  Ser  Phe  Arg  Gln  Val  Ser  Cys  Leu  Lys  Glu  Leu
 65                70                75                80

Val  Ala  Arg  Val  Leu  Gln  Arg  Leu  Cys  Glu  Arg  Gly  Ala  Lys  Asn  Val
 85                90                95

Leu  Ala  Phe  Gly  Phe  Ala  Leu  Leu  Asp  Gly  Ala  Arg  Gly  Gly  Pro  Pro
100                105                110

Glu  Ala  Phe  Thr  Thr  Ser  Val  Arg  Ser  Tyr  Leu  Pro  Asn  Thr  Val  Thr
115                120                125

Asp  Ala  Leu  Arg  Gly  Ser  Gly  Ala  Trp  Gly  Leu  Leu  Leu  Arg  Arg  Val
130                135                140

Gly  Asp  Asp  Val  Leu  Val  His  Leu  Leu  Ala  Arg  Cys  Ala  Leu  Phe  Val
145                150                155                160

Leu  Val  Ala  Pro  Ser  Cys  Ala  Tyr  Gln  Val  Cys  Gly  Pro  Pro  Leu  Tyr
165                170                175

Gln  Leu  Gly  Ala  Ala  Thr  Gln  Ala  Arg  Pro  Pro  Pro  His  Ala  Ser  Gly
180                185                190

```

-continued

Pro	Arg	Arg	Arg	Leu	Gly	Cys	Glu	Arg	Ala	Trp	Asn	His	Ser	Val	Arg
		195					200					205			
Glu	Ala	Gly	Val	Pro	Leu	Gly	Leu	Pro	Ala	Pro	Gly	Ala	Arg	Arg	Arg
	210					215					220				
Gly	Gly	Ser	Ala	Ser	Arg	Ser	Leu	Pro	Leu	Pro	Lys	Arg	Pro	Arg	Arg
225					230					235					240
Gly	Ala	Ala	Pro	Glu	Pro	Glu	Arg	Thr	Pro	Val	Gly	Gln	Gly	Ser	Trp
				245					250					255	
Ala	His	Pro	Gly	Arg	Thr	Arg	Gly	Pro	Ser	Asp	Arg	Gly	Phe	Cys	Val
			260					265					270		
Val	Ser	Pro	Ala	Arg	Pro	Ala	Glu	Glu	Ala	Thr	Ser	Leu	Glu	Gly	Ala
		275					280					285			
Leu	Ser	Gly	Thr	Arg	His	Ser	His	Pro	Ser	Val	Gly	Arg	Gln	His	His
	290					295					300				
Ala	Gly	Pro	Pro	Ser	Thr	Ser	Arg	Pro	Pro	Arg	Pro	Trp	Asp	Thr	Pro
305					310					315					320
Cys	Pro	Pro	Val	Tyr	Ala	Glu	Thr	Lys	His	Phe	Leu	Tyr	Ser	Ser	Gly
				325					330					335	
Asp	Lys	Glu	Gln	Leu	Arg	Pro	Ser	Phe	Leu	Leu	Ser	Ser	Leu	Arg	Pro
			340					345					350		
Ser	Leu	Thr	Gly	Ala	Arg	Arg	Leu	Val	Glu	Thr	Ile	Phe	Leu	Gly	Ser
		355					360					365			
Arg	Pro	Trp	Met	Pro	Gly	Thr	Pro	Arg	Arg	Leu	Pro	Arg	Leu	Pro	Gln
	370					375					380				
Arg	Tyr	Trp	Gln	Met	Arg	Pro	Leu	Phe	Leu	Glu	Leu	Leu	Gly	Asn	His
385					390					395					400
Ala	Gln	Cys	Pro	Tyr	Gly	Val	Leu	Leu	Lys	Thr	His	Cys	Pro	Leu	Arg
				405					410					415	
Ala	Ala	Val	Thr	Pro	Ala	Ala	Gly	Val	Cys	Ala	Arg	Glu	Lys	Pro	Gln
			420					425					430		
Gly	Ser	Val	Ala	Ala	Pro	Glu	Glu	Glu	Asp	Thr	Asp	Pro	Arg	Arg	Leu
		435					440					445			
Val	Gln	Leu	Leu	Arg	Gln	His	Ser	Ser	Pro	Trp	Gln	Val	Tyr	Gly	Phe
	450					455					460				
Val	Arg	Ala	Cys	Leu	Arg	Arg	Leu	Val	Pro	Pro	Gly	Leu	Trp	Gly	Ser
465					470					475					480
Arg	His	Asn	Glu	Arg	Arg	Phe	Leu	Arg	Asn	Thr	Lys	Lys	Phe	Ile	Ser
				485					490					495	
Leu	Gly	Lys	His	Ala	Lys	Leu	Ser	Leu	Gln	Glu	Leu	Thr	Trp	Lys	Met
			500					505					510		
Ser	Val	Arg	Asp	Cys	Ala	Trp	Leu	Arg	Arg	Ser	Pro	Gly	Val	Gly	Cys
		515					520					525			
Val	Pro	Ala	Ala	Glu	His	Arg	Leu	Arg	Glu	Glu	Ile	Leu	Ala	Lys	Phe
	530					535					540				
Leu	His	Trp	Leu	Met	Ser	Val	Tyr	Val	Val	Glu	Leu	Leu	Arg	Ser	Phe
545					550					555					560
Phe	Tyr	Val	Thr	Glu	Thr	Thr	Phe	Gln	Lys	Asn	Arg	Leu	Phe	Phe	Tyr
				565					570					575	
Arg	Lys	Ser	Val	Trp	Ser	Lys	Leu	Gln	Ser	Ile	Gly	Ile	Arg	Gln	His
			580					585					590		
Leu	Lys	Arg	Val	Gln	Leu	Arg	Glu	Leu	Ser	Glu	Ala	Glu	Val	Arg	Gln
		595					600					605			
His	Arg	Glu	Ala	Arg	Pro	Ala	Leu	Leu	Thr	Ser	Arg	Leu	Arg	Phe	Ile

-continued

610	615	620
Pro Lys Pro Asp Gly Leu Arg Pro Ile Val Asn Met Asp Tyr Val Val 625 630 635 640		
Gly Ala Arg Thr Phe Arg Arg Glu Lys Arg Ala Glu Arg Leu Thr Ser 645 650 655		
Arg Val Lys Ala Leu Phe Ser Val Leu Asn Tyr Glu Arg Ala Arg Arg 660 665 670		
Pro Gly Leu Leu Gly Ala Ser Val Leu Gly Leu Asp Asp Ile His Arg 675 680 685		
Ala Trp Arg Thr Phe Val Leu Arg Val Arg Ala Gln Asp Pro Pro Pro 690 695 700		
Glu Leu Tyr Phe Val Lys Val Asp Val Thr Gly Ala Tyr Asp Thr Ile 705 710 715 720		
Pro Gln Asp Arg Leu Thr Glu Val Ile Ala Ser Ile Ile Lys Pro Gln 725 730 735		
Asn Thr Tyr Cys Val Arg Arg Tyr Ala Val Val Gln Lys Ala Ala His 740 745 750		
Gly His Val Arg Lys Ala Phe Lys Ser His Val Ser Thr Leu Thr Asp 755 760 765		
Leu Gln Pro Tyr Met Arg Gln Phe Val Ala His Leu Gln Glu Thr Ser 770 775 780		
Pro Leu Arg Asp Ala Val Val Ile Glu Gln Ser Ser Ser Leu Asn Glu 785 790 795 800		
Ala Ser Ser Gly Leu Phe Asp Val Phe Leu Arg Phe Met Cys His His 805 810 815		
Ala Val Arg Ile Arg Gly Lys Ser Tyr Val Gln Cys Gln Gly Ile Pro 820 825 830		
Gln Gly Ser Ile Leu Ser Thr Leu Leu Cys Ser Leu Cys Tyr Gly Asp 835 840 845		
Met Glu Asn Lys Leu Phe Ala Gly Ile Arg Arg Asp Gly Leu Leu Leu 850 855 860		
Arg Leu Val Asp Asp Phe Leu Leu Val Thr Pro His Leu Thr His Ala 865 870 875 880		
Lys Thr Phe Leu Arg Thr Leu Val Arg Gly Val Pro Glu Tyr Gly Cys 885 890 895		
Val Val Asn Leu Arg Lys Thr Val Val Asn Phe Pro Val Glu Asp Glu 900 905 910		
Ala Leu Gly Gly Thr Ala Phe Val Gln Met Pro Ala His Gly Leu Phe 915 920 925		
Pro Trp Cys Gly Leu Leu Leu Asp Thr Arg Thr Leu Glu Val Gln Ser 930 935 940		
Asp Tyr Ser Ser Tyr Ala Arg Thr Ser Ile Arg Ala Ser Leu Thr Phe 945 950 955 960		
Asn Arg Gly Phe Lys Ala Gly Arg Asn Met Arg Arg Lys Leu Phe Gly 965 970 975		
Val Leu Arg Leu Lys Cys His Ser Leu Phe Leu Asp Leu Gln Val Asn 980 985 990		
Ser Leu Gln Thr Val Cys Thr Asn Ile Tyr Lys Ile Leu Leu Leu Gln 995 1000 1005		
Ala Tyr Arg Phe His Ala Cys Val Leu Gln Leu Pro Phe His Gln 1010 1015 1020		
Gln Val Trp Lys Asn Pro Thr Phe Phe Leu Arg Val Ile Ser Asp 1025 1030 1035		

-continued

Thr Ala Ser Leu Cys Tyr Ser Ile Leu Lys Ala Lys Asn Ala Gly
 1040 1045 1050
 Met Ser Leu Gly Ala Lys Gly Ala Ala Gly Pro Leu Pro Ser Glu
 1055 1060 1065
 Ala Val Gln Trp Leu Cys His Gln Ala Phe Leu Leu Lys Leu Thr
 1070 1075 1080
 Arg His Arg Val Thr Tyr Val Pro Leu Leu Gly Ser Leu Arg Thr
 1085 1090 1095
 Ala Gln Thr Gln Leu Ser Arg Lys Leu Pro Gly Thr Thr Leu Thr
 1100 1105 1110
 Ala Leu Glu Ala Ala Ala Asn Pro Ala Leu Pro Ser Asp Phe Lys
 1115 1120 1125
 Thr Ile Leu Asp
 1130

<210> SEQ ID NO 38
 <211> LENGTH: 4009
 <212> TYPE: DNA
 <213> ORGANISM: Artificial
 <220> FEATURE:
 <223> OTHER INFORMATION: Gene encoding a non-functional deleted form of
 HTERT (amino acid residues 867 to 869)
 <220> FEATURE:
 <221> NAME/KEY: CDS
 <222> LOCATION: (59)..(3448)
 <400> SEQUENCE: 38

caggcagcgc tgcgtcctgc tgcgcacgtg ggaagccctg gccccggcca cccccgcg 58
 atg ccg cgc gct ccc cgc tgc cga gcc gtg cgc tcc ctg ctg cgc agc 106
 Met Pro Arg Ala Pro Arg Cys Arg Ala Val Arg Ser Leu Leu Arg Ser
 1 5 10 15
 cac tac cgc gag gtg ctg ccg ctg gcc acg ttc gtg cgg cgc ctg ggg 154
 His Tyr Arg Glu Val Leu Pro Leu Ala Thr Phe Val Arg Arg Leu Gly
 20 25 30
 ccc cag ggc tgg cgg ctg gtg cag cgc ggg gac ccg gcg gct ttc cgc 202
 Pro Gln Gly Trp Arg Leu Val Gln Arg Gly Asp Pro Ala Ala Phe Arg
 35 40 45
 gcg ctg gtg gcc cag tgc ctg gtg tgc gtg ccc tgg gac gca cgg ccg 250
 Ala Leu Val Ala Gln Cys Leu Val Cys Val Pro Trp Asp Ala Arg Pro
 50 55 60
 ccc ccc gcc gcc ccc tcc ttc cgc cag gtg tcc tgc ctg aag gag ctg 298
 Pro Pro Ala Ala Pro Ser Phe Arg Gln Val Ser Cys Leu Lys Glu Leu
 65 70 75 80
 gtg gcc cga gtg ctg cag agg ctg tgc gag cgc ggc gcg aag aac gtg 346
 Val Ala Arg Val Leu Gln Arg Leu Cys Glu Arg Gly Ala Lys Asn Val
 85 90 95
 ctg gcc ttc ggc ttc gcg ctg ctg gac ggg gcc cgc ggg ggc ccc ccc 394
 Leu Ala Phe Gly Phe Ala Leu Leu Asp Gly Ala Arg Gly Gly Pro Pro
 100 105 110
 gag gcc ttc acc acc agc gtg cgc agc tac ctg ccc aac acg gtg acc 442
 Glu Ala Phe Thr Thr Ser Val Arg Ser Tyr Leu Pro Asn Thr Val Thr
 115 120 125
 gac gca ctg cgg ggg agc ggg gcg tgg ggg ctg ctg ctg cgc cgc gtg 490
 Asp Ala Leu Arg Gly Ser Gly Ala Trp Gly Leu Leu Leu Arg Arg Val
 130 135 140
 ggc gac gac gtg ctg gtt cac ctg ctg gca cgc tgc gcg ctc ttt gtg 538
 Gly Asp Asp Val Leu Val His Leu Leu Ala Arg Cys Ala Leu Phe Val
 145 150 155 160
 ctg gtg gct ccc agc tgc gcc tac cag gtg tgc ggg ccg ccg ctg tac 586

-continued

Leu	Val	Ala	Pro	Ser	Cys	Ala	Tyr	Gln	Val	Cys	Gly	Pro	Pro	Leu	Tyr	
				165					170					175		
cag	ctc	ggc	gct	gcc	act	cag	gcc	egg	ccc	ccg	cca	cac	gct	agt	gga	634
Gln	Leu	Gly	Ala	Ala	Thr	Gln	Ala	Arg	Pro	Pro	Pro	His	Ala	Ser	Gly	
			180					185					190			
ccc	cga	agg	cgt	ctg	gga	tgc	gaa	egg	gcc	tgg	aac	cat	agc	gtc	agg	682
Pro	Arg	Arg	Arg	Leu	Gly	Cys	Glu	Arg	Ala	Trp	Asn	His	Ser	Val	Arg	
		195					200					205				
gag	gcc	ggg	gtc	ccc	ctg	ggc	ctg	cca	gcc	ccg	ggt	gcg	agg	agg	cgc	730
Glu	Ala	Gly	Val	Pro	Leu	Gly	Leu	Pro	Ala	Pro	Gly	Ala	Arg	Arg	Arg	
	210					215					220					
ggg	ggc	agt	gcc	agc	cga	agt	ctg	ccg	ttg	ccc	aag	agg	ccc	agg	cgt	778
Gly	Gly	Ser	Ala	Ser	Arg	Ser	Leu	Pro	Leu	Pro	Lys	Arg	Pro	Arg	Arg	
225					230					235					240	
ggc	gct	gcc	cct	gag	ccg	gag	cgg	acg	ccc	ggt	ggg	cag	ggg	tcc	tgg	826
Gly	Ala	Ala	Pro	Glu	Pro	Glu	Arg	Thr	Pro	Val	Gly	Gln	Gly	Ser	Trp	
				245					250					255		
gcc	cac	ccg	ggc	agg	acg	cgt	gga	ccg	agt	gac	cgt	ggt	ttc	tgt	gtg	874
Ala	His	Pro	Gly	Arg	Thr	Arg	Gly	Pro	Ser	Asp	Arg	Gly	Phe	Cys	Val	
			260					265					270			
gtg	tca	cct	gcc	aga	ccc	gcc	gaa	gaa	gcc	acc	tct	ttg	gag	ggt	gcg	922
Val	Ser	Pro	Ala	Arg	Pro	Ala	Glu	Glu	Ala	Thr	Ser	Leu	Glu	Gly	Ala	
		275					280					285				
ctc	tct	ggc	acg	cgc	cac	tcc	cac	cca	tcc	gtg	ggc	cgc	cag	cac	cac	970
Leu	Ser	Gly	Thr	Arg	His	Ser	His	Pro	Ser	Val	Gly	Arg	Gln	His	His	
	290					295					300					
gcg	ggc	ccc	cca	tcc	aca	tcg	cgg	cca	cca	cgt	ccc	tgg	gac	acg	cct	1018
Ala	Gly	Pro	Pro	Ser	Thr	Ser	Arg	Pro	Pro	Arg	Pro	Trp	Asp	Thr	Pro	
305					310					315					320	
tgt	ccc	ccg	gtg	tac	gcc	gag	acc	aag	cac	ttc	ctc	tac	tcc	tca	ggc	1066
Cys	Pro	Pro	Val	Tyr	Ala	Glu	Thr	Lys	His	Phe	Leu	Tyr	Ser	Ser	Gly	
				325				330						335		
gac	aag	gag	cag	ctg	cgg	ccc	tcc	ttc	cta	ctc	agc	tct	ctg	agg	ccc	1114
Asp	Lys	Glu	Gln	Leu	Arg	Pro	Ser	Phe	Leu	Leu	Ser	Ser	Leu	Arg	Pro	
			340					345					350			
agc	ctg	act	ggc	gct	cgg	agg	ctc	gtg	gag	acc	atc	ttt	ctg	ggt	tcc	1162
Ser	Leu	Thr	Gly	Ala	Arg	Arg	Leu	Val	Glu	Thr	Ile	Phe	Leu	Gly	Ser	
		355					360					365				
agg	ccc	tgg	atg	cca	ggg	act	ccc	cgc	agg	ttg	ccc	cgc	ctg	ccc	cag	1210
Arg	Pro	Trp	Met	Pro	Gly	Thr	Pro	Arg	Arg	Leu	Pro	Arg	Leu	Pro	Gln	
	370					375					380					
cgc	tac	tgg	caa	atg	cgg	ccc	ctg	ttt	ctg	gag	ctg	ctt	ggg	aac	cac	1258
Arg	Tyr	Trp	Gln	Met	Arg	Pro	Leu	Phe	Leu	Glu	Leu	Leu	Gly	Asn	His	
385					390					395					400	
gcg	cag	tgc	ccc	tac	ggg	gtg	ctc	ctc	aag	acg	cac	tgc	ccg	ctg	cga	1306
Ala	Gln	Cys	Pro	Tyr	Gly	Val	Leu	Leu	Lys	Thr	His	Cys	Pro	Leu	Arg	
				405					410					415		
gct	gcg	gtc	acc	cca	gca	gcc	ggt	gtc	tgt	gcc	cgg	gag	aag	ccc	cag	1354
Ala	Ala	Val	Thr	Pro	Ala	Ala	Gly	Val	Cys	Ala	Arg	Glu	Lys	Pro	Gln	
			420					425					430			
ggc	tct	gtg	gcg	gcc	ccc	gag	gag	gag	gac	aca	gac	ccc	cgt	cgc	ctg	1402
Gly	Ser	Val	Ala	Ala	Pro	Glu	Glu	Glu	Asp	Thr	Asp	Pro	Arg	Arg	Leu	
		435					440					445				
gtg	cag	ctg	ctc	cgc	cag	cac	agc	agc	ccc	tgg	cag	gtg	tac	ggc	ttc	1450
Val	Gln	Leu	Leu	Arg	Gln	His	Ser	Ser	Pro	Trp	Gln	Val	Tyr	Gly	Phe	
	450					455					460					
gtg	egg	gcc	tgc	ctg	cgc	cgg	ctg	gtg	ccc	cca	ggc	ctc	tgg	ggc	tcc	1498
Val	Arg	Ala	Cys	Leu	Arg	Arg	Leu	Val	Pro	Pro	Gly	Leu	Trp	Gly	Ser	
465					470					475					480	

-continued

agg cac aac gaa cgc cgc ttc ctc agg aac acc aag aag ttc atc tcc	1546
Arg His Asn Glu Arg Arg Phe Leu Arg Asn Thr Lys Lys Phe Ile Ser	
485 490 495	
ctg ggg aag cat gcc aag ctc tcg ctg cag gag ctg acg tgg aag atg	1594
Leu Gly Lys His Ala Lys Leu Ser Leu Gln Glu Leu Thr Trp Lys Met	
500 505 510	
agc gtg cgg gac tgc gct tgg ctg cgc agg agc cca ggg gtt ggc tgt	1642
Ser Val Arg Asp Cys Ala Trp Leu Arg Arg Ser Pro Gly Val Gly Cys	
515 520 525	
gtt ccg gcc gca gag cac cgt ctg cgt gag gag atc ctg gcc aag ttc	1690
Val Pro Ala Ala Glu His Arg Leu Arg Glu Glu Ile Leu Ala Lys Phe	
530 535 540	
ctg cac tgg ctg atg agt gtg tac gtc gtc gag ctg ctc agg tct ttc	1738
Leu His Trp Leu Met Ser Val Tyr Val Val Glu Leu Leu Arg Ser Phe	
545 550 555 560	
ttt tat gtc acg gag acc acg ttt caa aag aac agg ctc ttt ttc tac	1786
Phe Tyr Val Thr Glu Thr Thr Phe Gln Lys Asn Arg Leu Phe Phe Tyr	
565 570 575	
cgg aag agt gtc tgg agc aag ttg caa agc att gga atc aga cag cac	1834
Arg Lys Ser Val Trp Ser Lys Leu Gln Ser Ile Gly Ile Arg Gln His	
580 585 590	
ttg aag agg gtg cag ctg cgg gag ctg tcg gaa gca gag gtc agg cag	1882
Leu Lys Arg Val Gln Leu Arg Glu Leu Ser Glu Ala Glu Val Arg Gln	
595 600 605	
cat cgg gaa gcc agg ccc gcc ctg ctg acg tcc aga ctc cgc ttc atc	1930
His Arg Glu Ala Arg Pro Ala Leu Leu Thr Ser Arg Leu Arg Phe Ile	
610 615 620	
ccc aag cct gac ggg ctg cgg ccg att gtg aac atg gac tac gtc gtg	1978
Pro Lys Pro Asp Gly Leu Arg Pro Ile Val Asn Met Asp Tyr Val Val	
625 630 635 640	
gga gcc aga acg ttc cgc aga gaa aag agg gcc gag cgt ctc acc tcg	2026
Gly Ala Arg Thr Phe Arg Arg Glu Lys Arg Ala Glu Arg Leu Thr Ser	
645 650 655	
agg gtg aag gca ctg ttc agc gtg ctc aac tac gag cgg gcg cgg cgc	2074
Arg Val Lys Ala Leu Phe Ser Val Leu Asn Tyr Glu Arg Ala Arg Arg	
660 665 670	
ccc ggc ctc ctg ggc gcc tct gtg ctg ggc ctg gac gat atc cac agg	2122
Pro Gly Leu Leu Gly Ala Ser Val Leu Gly Leu Asp Asp Ile His Arg	
675 680 685	
gcc tgg cgc acc ttc gtg ctg cgt gtg cgg gcc cag gac ccg ccg cct	2170
Ala Trp Arg Thr Phe Val Leu Arg Val Arg Ala Gln Asp Pro Pro Pro	
690 695 700	
gag ctg tac ttt gtc aag gtg gat gtg acg ggc gcg tac gac acc atc	2218
Glu Leu Tyr Phe Val Lys Val Asp Val Thr Gly Ala Tyr Asp Thr Ile	
705 710 715 720	
ccc cag gac agg ctc acg gag gtc atc gcc agc atc atc aaa ccc cag	2266
Pro Gln Asp Arg Leu Thr Glu Val Ile Ala Ser Ile Ile Lys Pro Gln	
725 730 735	
aac acg tac tgc gtg cgt cgg tat gcc gtg gtc cag aag gcc gcc cat	2314
Asn Thr Tyr Cys Val Arg Arg Tyr Ala Val Val Gln Lys Ala Ala His	
740 745 750	
ggg cac gtc cgc aag gcc ttc aag agc cac gtc tct acc ttg aca gac	2362
Gly His Val Arg Lys Ala Phe Lys Ser His Val Ser Thr Leu Thr Asp	
755 760 765	
ctc cag ccg tac atg cga cag ttc gtg gct cac ctg cag gag acc agc	2410
Leu Gln Pro Tyr Met Arg Gln Phe Val Ala His Leu Gln Glu Thr Ser	
770 775 780	
ccg ctg agg gat gcc gtc gtc atc gag cag agc tcc tcc ctg aat gag	2458
Pro Leu Arg Asp Ala Val Val Ile Glu Gln Ser Ser Ser Leu Asn Glu	
785 790 795 800	

-continued

gcc agc agt ggc ctc ttc gac gtc ttc cta cgc ttc atg tgc cac cac Ala Ser Ser Gly Leu Phe Asp Val Phe Leu Arg Phe Met Cys His His 805 810 815	2506
gcc gtg cgc atc agg ggc aag tcc tac gtc cag tgc cag ggg atc ccg Ala Val Arg Ile Arg Gly Lys Ser Tyr Val Gln Cys Gln Gly Ile Pro 820 825 830	2554
cag ggc tcc atc ctc tcc acg ctg ctc tgc agc ctg tgc tac ggc gac Gln Gly Ser Ile Leu Ser Thr Leu Leu Cys Ser Leu Cys Tyr Gly Asp 835 840 845	2602
atg gag aac aag ctg ttt gcg ggg att cgg cgg gac ggg ctg ctc ctg Met Glu Asn Lys Leu Phe Ala Gly Ile Arg Arg Asp Gly Leu Leu Leu 850 855 860	2650
cgt ttg ttc ttg ttg gtg aca cct cac ctc acc cac gcg aaa acc ttc Arg Leu Phe Leu Leu Val Thr Pro His Leu Thr His Ala Lys Thr Phe 865 870 875 880	2698
ctc agg acc ctg gtc cga ggt gtc cct gag tat ggc tgc gtg gtg aac Leu Arg Thr Leu Val Arg Gly Val Pro Glu Tyr Gly Cys Val Val Asn 885 890 895	2746
ttg cgg aag aca gtg gtg aac ttc cct gta gaa gac gag gcc ctg ggt Leu Arg Lys Thr Val Val Asn Phe Pro Val Glu Asp Glu Ala Leu Gly 900 905 910	2794
ggc acg gct ttt gtt cag atg cgg gcc cac ggc cta ttc ccc tgg tgc Gly Thr Ala Phe Val Gln Met Pro Ala His Gly Leu Phe Pro Trp Cys 915 920 925	2842
ggc ctg ctg ctg gat acc cgg acc ctg gag gtg cag agc gac tac tcc Gly Leu Leu Leu Asp Thr Arg Thr Leu Glu Val Gln Ser Asp Tyr Ser 930 935 940	2890
agc tat gcc cgg acc tcc atc aga gcc agt ctc acc ttc aac cgc ggc Ser Tyr Ala Arg Thr Ser Ile Arg Ala Ser Leu Thr Phe Asn Arg Gly 945 950 955 960	2938
ttc aag gct ggg agg aac atg cgt cgc aaa ctc ttt ggg gtc ttg cgg Phe Lys Ala Gly Arg Asn Met Arg Arg Lys Leu Phe Gly Val Leu Arg 965 970 975	2986
ctg aag tgt cac agc ctg ttt ctg gat ttg cag gtg aac agc ctc cag Leu Lys Cys His Ser Leu Phe Leu Asp Leu Gln Val Asn Ser Leu Gln 980 985 990	3034
acg gtg tgc acc aac atc tac aag atc ctc ctg ctg cag gcg tac agg Thr Val Cys Thr Asn Ile Tyr Lys Ile Leu Leu Leu Gln Ala Tyr Arg 995 1000 1005	3082
ttt cac gca tgt gtg ctg cag ctc cca ttt cat cag caa gtt tgg Phe His Ala Cys Val Leu Gln Leu Pro Phe His Gln Gln Val Trp 1010 1015 1020	3127
aag aac ccc aca ttt ttc ctg cgc gtc atc tct gac acg gcc tcc Lys Asn Pro Thr Phe Phe Leu Arg Val Ile Ser Asp Thr Ala Ser 1025 1030 1035	3172
ctc tgc tac tcc atc ctg aaa gcc aag aac gca ggg atg tgc ctg Leu Cys Tyr Ser Ile Leu Lys Ala Lys Asn Ala Gly Met Ser Leu 1040 1045 1050	3217
ggg gcc aag ggc gcc gcc ggc cct ctg ccc tcc gag gcc gtg cag Gly Ala Lys Gly Ala Ala Gly Pro Leu Pro Ser Glu Ala Val Gln 1055 1060 1065	3262
tgg ctg tgc cac caa gca ttc ctg ctc aag ctg act cga cac cgt Trp Leu Cys His Gln Ala Phe Leu Leu Lys Leu Thr Arg His Arg 1070 1075 1080	3307
gtc acc tac gtg cca ctc ctg ggg tca ctc agg aca gcc cag acg Val Thr Tyr Val Pro Leu Leu Gly Ser Leu Arg Thr Ala Gln Thr 1085 1090 1095	3352
cag ctg agt cgg aag ctc ccg ggg acg acg ctg act gcc ctg gag Gln Leu Ser Arg Lys Leu Pro Gly Thr Thr Leu Thr Ala Leu Glu 1100 1105 1110	3397

-continued

1100	1105	1110	
gcc gca gcc aac ccg gca ctg	ccc tca gac ttc aag	acc atc ctg	3442
Ala Ala Ala Asn Pro Ala Leu	Pro Ser Asp Phe Lys	Thr Ile Leu	
1115	1120	1125	
gac tga tggccaccgc	cccacagcca ggccgagagc	agacaccagc agccctgtca	3498
Asp			
cgccgggctc tacgtcccag	ggagggaggg gcggcccaca	cccaggcccg caccgctggg	3558
agtctgaggg ctgagtgagt	gtttggccga ggctgcatg	tccggctgaa ggctgagtgt	3618
ccggctgagg cctgagcgag	tgtccagcca agggctgagt	gtccagcaca cctgccgtct	3678
tcacttcccc acaggctggc	gctcggctcc accccagggc	cagcttttcc tcaccaggag	3738
cccggcttcc actccccaca	taggaatagt ccatccccag	attcgccatt gttcaccctt	3798
cgccctgccc tcctttgctt	tcacccccca ccatccaggt	ggagaccctg agaaggaccc	3858
tgggagctct ggggaatttg	agtgacaaa ggtgtgccct	gtacacaggg gaggaccctg	3918
cacctggatg ggggtccctg	tgggtcaaat tggggggagg	tgctgtggga gtaaaatact	3978
gaatatatga gtttttcagt	tttgaaaaaa a		4009
<210> SEQ ID NO 39			
<211> LENGTH: 1129			
<212> TYPE: PRT			
<213> ORGANISM: Artificial			
<220> FEATURE:			
<223> OTHER INFORMATION: Synthetic Construct			
<400> SEQUENCE: 39			
Met Pro Arg Ala Pro Arg Cys Arg Ala Val Arg Ser Leu Leu Arg Ser			
1	5	10	15
His Tyr Arg Glu Val Leu Pro Leu Ala Thr Phe Val Arg Arg Leu Gly			
	20	25	30
Pro Gln Gly Trp Arg Leu Val Gln Arg Gly Asp Pro Ala Ala Phe Arg			
	35	40	45
Ala Leu Val Ala Gln Cys Leu Val Cys Val Pro Trp Asp Ala Arg Pro			
	50	55	60
Pro Pro Ala Ala Pro Ser Phe Arg Gln Val Ser Cys Leu Lys Glu Leu			
	65	70	75
Val Ala Arg Val Leu Gln Arg Leu Cys Glu Arg Gly Ala Lys Asn Val			
	85	90	95
Leu Ala Phe Gly Phe Ala Leu Leu Asp Gly Ala Arg Gly Gly Pro Pro			
	100	105	110
Glu Ala Phe Thr Thr Ser Val Arg Ser Tyr Leu Pro Asn Thr Val Thr			
	115	120	125
Asp Ala Leu Arg Gly Ser Gly Ala Trp Gly Leu Leu Leu Arg Arg Val			
	130	135	140
Gly Asp Asp Val Leu Val His Leu Leu Ala Arg Cys Ala Leu Phe Val			
	145	150	155
Leu Val Ala Pro Ser Cys Ala Tyr Gln Val Cys Gly Pro Pro Leu Tyr			
	165	170	175
Gln Leu Gly Ala Ala Thr Gln Ala Arg Pro Pro Pro His Ala Ser Gly			
	180	185	190
Pro Arg Arg Arg Leu Gly Cys Glu Arg Ala Trp Asn His Ser Val Arg			
	195	200	205
Glu Ala Gly Val Pro Leu Gly Leu Pro Ala Pro Gly Ala Arg Arg Arg			
	210	215	220

-continued

Gly Gly Ser Ala Ser Arg Ser Leu Pro Leu Pro Lys Arg Pro Arg Arg
 225 230 235 240
 Gly Ala Ala Pro Glu Pro Glu Arg Thr Pro Val Gly Gln Gly Ser Trp
 245 250 255
 Ala His Pro Gly Arg Thr Arg Gly Pro Ser Asp Arg Gly Phe Cys Val
 260 265 270
 Val Ser Pro Ala Arg Pro Ala Glu Glu Ala Thr Ser Leu Glu Gly Ala
 275 280 285
 Leu Ser Gly Thr Arg His Ser His Pro Ser Val Gly Arg Gln His His
 290 295 300
 Ala Gly Pro Pro Ser Thr Ser Arg Pro Pro Arg Pro Trp Asp Thr Pro
 305 310 315 320
 Cys Pro Pro Val Tyr Ala Glu Thr Lys His Phe Leu Tyr Ser Ser Gly
 325 330 335
 Asp Lys Glu Gln Leu Arg Pro Ser Phe Leu Leu Ser Ser Leu Arg Pro
 340 345 350
 Ser Leu Thr Gly Ala Arg Arg Leu Val Glu Thr Ile Phe Leu Gly Ser
 355 360 365
 Arg Pro Trp Met Pro Gly Thr Pro Arg Arg Leu Pro Arg Leu Pro Gln
 370 375 380
 Arg Tyr Trp Gln Met Arg Pro Leu Phe Leu Glu Leu Leu Gly Asn His
 385 390 395 400
 Ala Gln Cys Pro Tyr Gly Val Leu Leu Lys Thr His Cys Pro Leu Arg
 405 410 415
 Ala Ala Val Thr Pro Ala Ala Gly Val Cys Ala Arg Glu Lys Pro Gln
 420 425 430
 Gly Ser Val Ala Ala Pro Glu Glu Glu Asp Thr Asp Pro Arg Arg Leu
 435 440 445
 Val Gln Leu Leu Arg Gln His Ser Ser Pro Trp Gln Val Tyr Gly Phe
 450 455 460
 Val Arg Ala Cys Leu Arg Arg Leu Val Pro Pro Gly Leu Trp Gly Ser
 465 470 475 480
 Arg His Asn Glu Arg Arg Phe Leu Arg Asn Thr Lys Lys Phe Ile Ser
 485 490 495
 Leu Gly Lys His Ala Lys Leu Ser Leu Gln Glu Leu Thr Trp Lys Met
 500 505 510
 Ser Val Arg Asp Cys Ala Trp Leu Arg Arg Ser Pro Gly Val Gly Cys
 515 520 525
 Val Pro Ala Ala Glu His Arg Leu Arg Glu Glu Ile Leu Ala Lys Phe
 530 535 540
 Leu His Trp Leu Met Ser Val Tyr Val Val Glu Leu Leu Arg Ser Phe
 545 550 555 560
 Phe Tyr Val Thr Glu Thr Thr Phe Gln Lys Asn Arg Leu Phe Phe Tyr
 565 570 575
 Arg Lys Ser Val Trp Ser Lys Leu Gln Ser Ile Gly Ile Arg Gln His
 580 585 590
 Leu Lys Arg Val Gln Leu Arg Glu Leu Ser Glu Ala Glu Val Arg Gln
 595 600 605
 His Arg Glu Ala Arg Pro Ala Leu Leu Thr Ser Arg Leu Arg Phe Ile
 610 615 620
 Pro Lys Pro Asp Gly Leu Arg Pro Ile Val Asn Met Asp Tyr Val Val
 625 630 635 640
 Gly Ala Arg Thr Phe Arg Arg Glu Lys Arg Ala Glu Arg Leu Thr Ser

-continued

645					650					655					
Arg	Val	Lys	Ala	Leu	Phe	Ser	Val	Leu	Asn	Tyr	Glu	Arg	Ala	Arg	Arg
			660					665					670		
Pro	Gly	Leu	Leu	Gly	Ala	Ser	Val	Leu	Gly	Leu	Asp	Asp	Ile	His	Arg
		675					680					685			
Ala	Trp	Arg	Thr	Phe	Val	Leu	Arg	Val	Arg	Ala	Gln	Asp	Pro	Pro	Pro
	690					695					700				
Glu	Leu	Tyr	Phe	Val	Lys	Val	Asp	Val	Thr	Gly	Ala	Tyr	Asp	Thr	Ile
705				710						715					720
Pro	Gln	Asp	Arg	Leu	Thr	Glu	Val	Ile	Ala	Ser	Ile	Ile	Lys	Pro	Gln
				725					730					735	
Asn	Thr	Tyr	Cys	Val	Arg	Arg	Tyr	Ala	Val	Val	Gln	Lys	Ala	Ala	His
			740					745					750		
Gly	His	Val	Arg	Lys	Ala	Phe	Lys	Ser	His	Val	Ser	Thr	Leu	Thr	Asp
		755					760					765			
Leu	Gln	Pro	Tyr	Met	Arg	Gln	Phe	Val	Ala	His	Leu	Gln	Glu	Thr	Ser
	770					775						780			
Pro	Leu	Arg	Asp	Ala	Val	Val	Ile	Glu	Gln	Ser	Ser	Ser	Leu	Asn	Glu
785				790					795					800	
Ala	Ser	Ser	Gly	Leu	Phe	Asp	Val	Phe	Leu	Arg	Phe	Met	Cys	His	His
			805						810					815	
Ala	Val	Arg	Ile	Arg	Gly	Lys	Ser	Tyr	Val	Gln	Cys	Gln	Gly	Ile	Pro
			820					825					830		
Gln	Gly	Ser	Ile	Leu	Ser	Thr	Leu	Leu	Cys	Ser	Leu	Cys	Tyr	Gly	Asp
		835					840					845			
Met	Glu	Asn	Lys	Leu	Phe	Ala	Gly	Ile	Arg	Arg	Asp	Gly	Leu	Leu	Leu
	850					855					860				
Arg	Leu	Phe	Leu	Leu	Val	Thr	Pro	His	Leu	Thr	His	Ala	Lys	Thr	Phe
865				870					875						880
Leu	Arg	Thr	Leu	Val	Arg	Gly	Val	Pro	Glu	Tyr	Gly	Cys	Val	Val	Asn
			885						890					895	
Leu	Arg	Lys	Thr	Val	Val	Asn	Phe	Pro	Val	Glu	Asp	Glu	Ala	Leu	Gly
			900					905					910		
Gly	Thr	Ala	Phe	Val	Gln	Met	Pro	Ala	His	Gly	Leu	Phe	Pro	Trp	Cys
		915					920					925			
Gly	Leu	Leu	Leu	Asp	Thr	Arg	Thr	Leu	Glu	Val	Gln	Ser	Asp	Tyr	Ser
	930					935					940				
Ser	Tyr	Ala	Arg	Thr	Ser	Ile	Arg	Ala	Ser	Leu	Thr	Phe	Asn	Arg	Gly
945				950					955					960	
Phe	Lys	Ala	Gly	Arg	Asn	Met	Arg	Arg	Lys	Leu	Phe	Gly	Val	Leu	Arg
			965						970					975	
Leu	Lys	Cys	His	Ser	Leu	Phe	Leu	Asp	Leu	Gln	Val	Asn	Ser	Leu	Gln
			980				985						990		
Thr	Val	Cys	Thr	Asn	Ile	Tyr	Lys	Ile	Leu	Leu	Leu	Gln	Ala	Tyr	Arg
		995					1000					1005			
Phe	His	Ala	Cys	Val	Leu	Gln	Leu	Pro	Phe	His	Gln	Gln	Val	Trp	
	1010					1015					1020				
Lys	Asn	Pro	Thr	Phe	Phe	Leu	Arg	Val	Ile	Ser	Asp	Thr	Ala	Ser	
	1025					1030					1035				
Leu	Cys	Tyr	Ser	Ile	Leu	Lys	Ala	Lys	Asn	Ala	Gly	Met	Ser	Leu	
	1040					1045					1050				
Gly	Ala	Lys	Gly	Ala	Ala	Gly	Pro	Leu	Pro	Ser	Glu	Ala	Val	Gln	
	1055					1060					1065				

-continued

Trp Leu Cys His Gln Ala Phe Leu Leu Lys Leu Thr Arg His Arg
 1070 1075 1080

Val Thr Tyr Val Pro Leu Leu Gly Ser Leu Arg Thr Ala Gln Thr
 1085 1090 1095

Gln Leu Ser Arg Lys Leu Pro Gly Thr Thr Leu Thr Ala Leu Glu
 1100 1105 1110

Ala Ala Ala Asn Pro Ala Leu Pro Ser Asp Phe Lys Thr Ile Leu
 1115 1120 1125

Asp

<210> SEQ ID NO 40
 <211> LENGTH: 3991
 <212> TYPE: DNA
 <213> ORGANISM: Artificial
 <220> FEATURE:
 <223> OTHER INFORMATION: Gene encoding a non-functional deleted form of
 HTERT (amino acid residues 864 to 872)
 <220> FEATURE:
 <221> NAME/KEY: CDS
 <222> LOCATION: (59)..(3430)

<400> SEQUENCE: 40

caggcagcgc tgcgtcctgc tgcgcacgtg ggaagccctg gccccggcca cccccgcg 58

atg ccg cgc gct ccc cgc tgc cga gcc gtg cgc tcc ctg ctg cgc agc 106
 Met Pro Arg Ala Pro Arg Cys Arg Ala Val Arg Ser Leu Leu Arg Ser
 1 5 10 15

cac tac cgc gag gtg ctg ccg ctg gcc acg ttc gtg cgg cgc ctg ggg 154
 His Tyr Arg Glu Val Leu Pro Leu Ala Thr Phe Val Arg Arg Leu Gly
 20 25 30

ccc cag ggc tgg cgg ctg gtg cag cgc ggg gac ccg gcg gct ttc cgc 202
 Pro Gln Gly Trp Arg Leu Val Gln Arg Gly Asp Pro Ala Ala Phe Arg
 35 40 45

gcg ctg gtg gcc cag tgc ctg gtg tgc gtg ccc tgg gac gca cgg ccg 250
 Ala Leu Val Ala Gln Cys Leu Val Cys Val Pro Trp Asp Ala Arg Pro
 50 55 60

ccc ccc gcc gcc ccc tcc ttc cgc cag gtg tcc tgc ctg aag gag ctg 298
 Pro Pro Ala Ala Pro Ser Phe Arg Gln Val Ser Cys Leu Lys Glu Leu
 65 70 75 80

gtg gcc cga gtg ctg cag agg ctg tgc gag cgc ggc gcg aag aac gtg 346
 Val Ala Arg Val Leu Gln Arg Leu Cys Glu Arg Gly Ala Lys Asn Val
 85 90 95

ctg gcc ttc ggc ttc gcg ctg ctg gac ggg gcc cgc ggg ggc ccc ccc 394
 Leu Ala Phe Gly Phe Ala Leu Leu Asp Gly Ala Arg Gly Gly Pro Pro
 100 105 110

gag gcc ttc acc acc agc gtg cgc agc tac ctg ccc aac acg gtg acc 442
 Glu Ala Phe Thr Thr Ser Val Arg Ser Tyr Leu Pro Asn Thr Val Thr
 115 120 125

gac gca ctg cgg ggg agc ggg gcg tgg ggg ctg ctg ctg cgc cgc gtg 490
 Asp Ala Leu Arg Gly Ser Gly Ala Trp Gly Leu Leu Leu Arg Arg Val
 130 135 140

ggc gac gac gtg ctg gtt cac ctg ctg gca cgc tgc gcg ctc ttt gtg 538
 Gly Asp Asp Val Leu Val His Leu Leu Ala Arg Cys Ala Leu Phe Val
 145 150 155 160

ctg gtg gct ccc agc tgc gcc tac cag gtg tgc ggg ccg ccg ctg tac 586
 Leu Val Ala Pro Ser Cys Ala Tyr Gln Val Cys Gly Pro Pro Leu Tyr
 165 170 175

cag ctc ggc gct gcc act cag gcc cgg ccc ccg cca cac gct agt gga 634
 Gln Leu Gly Ala Ala Thr Gln Ala Arg Pro Pro Pro His Ala Ser Gly
 180 185 190

-continued

ccc cga agg cgt ctg gga tgc gaa cgg gcc tgg aac cat agc gtc agg	682
Pro Arg Arg Arg Leu Gly Cys Glu Arg Ala Trp Asn His Ser Val Arg	
195 200 205	
gag gcc ggg gtc ccc ctg ggc ctg cca gcc ccg ggt gcg agg agg cgc	730
Glu Ala Gly Val Pro Leu Gly Leu Pro Ala Pro Gly Ala Arg Arg Arg	
210 215 220	
ggg ggc agt gcc agc cga agt ctg ccg ttg ccc aag agg ccc agg cgt	778
Gly Gly Ser Ala Ser Arg Ser Leu Pro Leu Pro Lys Arg Pro Arg Arg	
225 230 235 240	
ggc gct gcc cct gag ccg gag cgg acg ccc gtt ggg cag ggg tcc tgg	826
Gly Ala Ala Pro Glu Pro Glu Arg Thr Pro Val Gly Gln Gly Ser Trp	
245 250 255	
gcc cac ccg ggc agg acg cgt gga ccg agt gac cgt ggt ttc tgt gtg	874
Ala His Pro Gly Arg Thr Arg Gly Pro Ser Asp Arg Gly Phe Cys Val	
260 265 270	
gtg tca cct gcc aga ccc gcc gaa gaa gcc acc tct ttg gag ggt gcg	922
Val Ser Pro Ala Arg Pro Ala Glu Glu Ala Thr Ser Leu Glu Gly Ala	
275 280 285	
ctc tct ggc acg cgc cac tcc cac cca tcc gtg ggc cgc cag cac cac	970
Leu Ser Gly Thr Arg His Ser His Pro Ser Val Gly Arg Gln His His	
290 295 300	
gcg ggc ccc cca tcc aca tcg cgg cca cca cgt ccc tgg gac acg cct	1018
Ala Gly Pro Pro Ser Thr Ser Arg Pro Pro Arg Pro Trp Asp Thr Pro	
305 310 315 320	
tgt ccc ccg gtg tac gcc gag acc aag cac ttc ctc tac tcc tca ggc	1066
Cys Pro Pro Val Tyr Ala Glu Thr Lys His Phe Leu Tyr Ser Ser Gly	
325 330 335	
gac aag gag cag ctg cgg ccc tcc ttc cta ctc agc tct ctg agg ccc	1114
Asp Lys Glu Gln Leu Arg Pro Ser Phe Leu Leu Ser Ser Leu Arg Pro	
340 345 350	
agc ctg act ggc gct cgg agg ctc gtg gag acc atc ttt ctg ggt tcc	1162
Ser Leu Thr Gly Ala Arg Arg Leu Val Glu Thr Ile Phe Leu Gly Ser	
355 360 365	
agg ccc tgg atg cca ggg act ccc cgc agg ttg ccc cgc ctg ccc cag	1210
Arg Pro Trp Met Pro Gly Thr Pro Arg Arg Leu Pro Arg Leu Pro Gln	
370 375 380	
cgc tac tgg caa atg cgg ccc ctg ttt ctg gag ctg ctt ggg aac cac	1258
Arg Tyr Trp Gln Met Arg Pro Leu Phe Leu Glu Leu Leu Gly Asn His	
385 390 395 400	
gcg cag tgc ccc tac ggg gtg ctc ctc aag acg cac tgc ccg ctg cga	1306
Ala Gln Cys Pro Tyr Gly Val Leu Leu Lys Thr His Cys Pro Leu Arg	
405 410 415	
gct gcg gtc acc cca gca gcc ggt gtc tgt gcc cgg gag aag ccc cag	1354
Ala Ala Val Thr Pro Ala Ala Gly Val Cys Ala Arg Glu Lys Pro Gln	
420 425 430	
ggc tct gtg gcg gcc ccc gag gag gag gac aca gac ccc cgt cgc ctg	1402
Gly Ser Val Ala Ala Pro Glu Glu Glu Asp Thr Asp Pro Arg Arg Leu	
435 440 445	
gtg cag ctg ctc cgc cag cac agc agc ccc tgg cag gtg tac ggc ttc	1450
Val Gln Leu Leu Arg Gln His Ser Ser Pro Trp Gln Val Tyr Gly Phe	
450 455 460	
gtg cgg gcc tgc ctg cgc cgg ctg gtg ccc cca gcc ctc tgg ggc tcc	1498
Val Arg Ala Cys Leu Arg Arg Leu Val Pro Pro Gly Leu Trp Gly Ser	
465 470 475 480	
agg cac aac gaa cgc cgc ttc ctc agg aac acc aag aag ttc atc tcc	1546
Arg His Asn Glu Arg Arg Phe Leu Arg Asn Thr Lys Lys Phe Ile Ser	
485 490 495	
ctg ggg aag cat gcc aag ctc tcg ctg cag gag ctg acg tgg aag atg	1594
Leu Gly Lys His Ala Lys Leu Ser Leu Gln Glu Leu Thr Trp Lys Met	
500 505 510	

-continued

agc	gtg	cgg	gac	tgc	gct	tgg	ctg	cgc	agg	agc	cca	ggg	gtt	ggc	tgt	1642
Ser	Val	Arg	Asp	Cys	Ala	Trp	Leu	Arg	Arg	Ser	Pro	Gly	Val	Gly	Cys	
		515					520					525				
gtt	ccg	gcc	gca	gag	cac	cgt	ctg	cgt	gag	gag	atc	ctg	gcc	aag	ttc	1690
Val	Pro	Ala	Ala	Glu	His	Arg	Leu	Arg	Glu	Glu	Ile	Leu	Ala	Lys	Phe	
	530					535					540					
ctg	cac	tgg	ctg	atg	agt	gtg	tac	gtc	gtc	gag	ctg	ctc	agg	tct	ttc	1738
Leu	His	Trp	Leu	Met	Ser	Val	Tyr	Val	Val	Glu	Leu	Leu	Arg	Ser	Phe	
545					550					555					560	
ttt	tat	gtc	acg	gag	acc	acg	ttt	caa	aag	aac	agg	ctc	ttt	ttc	tac	1786
Phe	Tyr	Val	Thr	Glu	Thr	Thr	Phe	Gln	Lys	Asn	Arg	Leu	Phe	Phe	Tyr	
			565						570					575		
cgg	aag	agt	gtc	tgg	agc	aag	ttg	caa	agc	att	gga	atc	aga	cag	cac	1834
Arg	Lys	Ser	Val	Trp	Ser	Lys	Leu	Gln	Ser	Ile	Gly	Ile	Arg	Gln	His	
			580					585					590			
ttg	aag	agg	gtg	cag	ctg	cgg	gag	ctg	tcg	gaa	gca	gag	gtc	agg	cag	1882
Leu	Lys	Arg	Val	Gln	Leu	Arg	Glu	Leu	Ser	Glu	Ala	Glu	Val	Arg	Gln	
	595						600					605				
cat	cgg	gaa	gcc	agg	ccc	gcc	ctg	ctg	acg	tcc	aga	ctc	cgc	ttc	atc	1930
His	Arg	Glu	Ala	Arg	Pro	Ala	Leu	Leu	Thr	Ser	Arg	Leu	Arg	Phe	Ile	
	610					615					620					
ccc	aag	cct	gac	ggg	ctg	cgg	ccg	att	gtg	aac	atg	gac	tac	gtc	gtg	1978
Pro	Lys	Pro	Asp	Gly	Leu	Arg	Pro	Ile	Val	Asn	Met	Asp	Tyr	Val	Val	
625					630					635					640	
gga	gcc	aga	acg	ttc	cgc	aga	gaa	aag	agg	gcc	gag	cgt	ctc	acc	tcg	2026
Gly	Ala	Arg	Thr	Phe	Arg	Arg	Glu	Lys	Arg	Ala	Glu	Arg	Leu	Thr	Ser	
			645						650					655		
agg	gtg	aag	gca	ctg	ttc	agc	gtg	ctc	aac	tac	gag	cgg	gcg	cgg	cgc	2074
Arg	Val	Lys	Ala	Leu	Phe	Ser	Val	Leu	Asn	Tyr	Glu	Arg	Ala	Arg	Arg	
			660					665					670			
ccc	ggc	ctc	ctg	ggc	gcc	tct	gtg	ctg	ggc	ctg	gac	gat	atc	cac	agg	2122
Pro	Gly	Leu	Leu	Gly	Ala	Ser	Val	Leu	Gly	Leu	Asp	Asp	Ile	His	Arg	
		675					680					685				
gcc	tgg	cgc	acc	ttc	gtg	ctg	cgt	gtg	cgg	gcc	cag	gac	ccg	ccg	cct	2170
Ala	Trp	Arg	Thr	Phe	Val	Leu	Arg	Val	Arg	Ala	Gln	Asp	Pro	Pro	Pro	
	690					695					700					
gag	ctg	tac	ttt	gtc	aag	gtg	gat	gtg	acg	ggc	gcg	tac	gac	acc	atc	2218
Glu	Leu	Tyr	Phe	Val	Lys	Val	Asp	Val	Thr	Gly	Ala	Tyr	Asp	Thr	Ile	
705					710					715					720	
ccc	cag	gac	agg	ctc	acg	gag	gtc	atc	gcc	agc	atc	atc	aaa	ccc	cag	2266
Pro	Gln	Asp	Arg	Leu	Thr	Glu	Val	Ile	Ala	Ser	Ile	Ile	Lys	Pro	Gln	
				725					730					735		
aac	acg	tac	tgc	gtg	cgt	cgg	tat	gcc	gtg	gtc	cag	aag	gcc	gcc	cat	2314
Asn	Thr	Tyr	Cys	Val	Arg	Arg	Tyr	Ala	Val	Val	Gln	Lys	Ala	Ala	His	
			740					745					750			
ggg	cac	gtc	cgc	aag	gcc	ttc	aag	agc	cac	gtc	tct	acc	ttg	aca	gac	2362
Gly	His	Val	Arg	Lys	Ala	Phe	Lys	Ser	His	Val	Ser	Thr	Leu	Thr	Asp	
		755					760					765				
ctc	cag	ccg	tac	atg	cga	cag	ttc	gtg	gct	cac	ctg	cag	gag	acc	agc	2410
Leu	Gln	Pro	Tyr	Met	Arg	Gln	Phe	Val	Ala	His	Leu	Gln	Glu	Thr	Ser	
	770					775					780					
ccg	ctg	agg	gat	gcc	gtc	gtc	atc	gag	cag	agc	tcc	tcc	ctg	aat	gag	2458
Pro	Leu	Arg	Asp	Ala	Val	Val	Ile	Glu	Gln	Ser	Ser	Ser	Leu	Asn	Glu	
	785				790					795					800	
gcc	agc	agt	ggc	ctc	ttc	gac	gtc	ttc	cta	cgc	ttc	atg	tgc	cac	cac	2506
Ala	Ser	Ser	Gly	Leu	Phe	Asp	Val	Phe	Leu	Arg	Phe	Met	Cys	His	His	
			805						810					815		
gcc	gtg	cgc	atc	agg	ggc	aag	tcc	tac	gtc	cag	tgc	cag	ggg	atc	ccg	2554
Ala	Val	Arg	Ile	Arg	Gly	Lys	Ser	Tyr	Val	Gln	Cys	Gln	Gly	Ile	Pro	

-continued

820	825	830	
cag ggc tcc atc ctc tcc acg ctg ctc tgc agc ctg tgc tac ggc gac Gln Gly Ser Ile Leu Ser Thr Leu Leu Cys Ser Leu Cys Tyr Gly Asp 835 840 845			2602
atg gag aac aag ctg ttt gcg ggg att cgg cgg gac ggg ctg ctc gtg Met Glu Asn Lys Leu Phe Ala Gly Ile Arg Arg Asp Gly Leu Leu Val 850 855 860			2650
aca cct cac ctc acc cac gcg aaa acc ttc ctc agg acc ctg gtc cga Thr Pro His Leu Thr His Ala Lys Thr Phe Leu Arg Thr Leu Val Arg 865 870 875 880			2698
ggc gtc cct gag tat ggc tgc gtg gtg aac ttg cgg aag aca gtg gtg Gly Val Pro Glu Tyr Gly Cys Val Val Asn Leu Arg Lys Thr Val Val 885 890 895			2746
aac ttc cct gta gaa gac gag gcc ctg ggt ggc acg gct ttt gtt cag Asn Phe Pro Val Glu Asp Glu Ala Leu Gly Gly Thr Ala Phe Val Gln 900 905 910			2794
atg ccg gcc cac ggc cta ttc ccc tgg tgc ggc ctg ctg ctg gat acc Met Pro Ala His Gly Leu Phe Pro Trp Cys Gly Leu Leu Leu Asp Thr 915 920 925			2842
cgg acc ctg gag gtg cag agc gac tac tcc agc tat gcc cgg acc tcc Arg Thr Leu Glu Val Gln Ser Asp Tyr Ser Ser Tyr Ala Arg Thr Ser 930 935 940			2890
atc aga gcc agt ctc acc ttc aac cgc ggc ttc aag gct ggg agg aac Ile Arg Ala Ser Leu Thr Phe Asn Arg Gly Phe Lys Ala Gly Arg Asn 945 950 955 960			2938
atg cgt cgc aaa ctc ttt ggg gtc ttg cgg ctg aag tgt cac agc ctg Met Arg Arg Lys Leu Phe Gly Val Leu Arg Leu Lys Cys His Ser Leu 965 970 975			2986
ttt ctg gat ttg cag gtg aac agc ctc cag acg gtg tgc acc aac atc Phe Leu Asp Leu Gln Val Asn Ser Leu Gln Thr Val Cys Thr Asn Ile 980 985 990			3034
tac aag atc ctc ctg ctg cag gcg tac agg ttt cac gca tgt gtg ctg Tyr Lys Ile Leu Leu Leu Gln Ala Tyr Arg Phe His Ala Cys Val Leu 995 1000 1005			3082
cag ctc cca ttt cat cag caa gtt tgg aag aac ccc aca ttt ttc Gln Leu Pro Phe His Gln Gln Val Trp Lys Asn Pro Thr Phe Phe 1010 1015 1020			3127
ctg cgc gtc atc tct gac acg gcc tcc ctc tgc tac tcc atc ctg Leu Arg Val Ile Ser Asp Thr Ala Ser Leu Cys Tyr Ser Ile Leu 1025 1030 1035			3172
aaa gcc aag aac gca ggg atg tgc ctg ggg gcc aag ggc gcc gcc Lys Ala Lys Asn Ala Gly Met Ser Leu Gly Ala Lys Gly Ala Ala 1040 1045 1050			3217
ggc cct ctg ccc tcc gag gcc gtg cag tgg ctg tgc cac caa gca Gly Pro Leu Pro Ser Glu Ala Val Gln Trp Leu Cys His Gln Ala 1055 1060 1065			3262
ttc ctg ctc aag ctg act cga cac cgt gtc acc tac gtg cca ctc Phe Leu Leu Lys Leu Thr Arg His Arg Val Thr Tyr Val Pro Leu 1070 1075 1080			3307
ctg ggg tca ctc agg aca gcc cag acg cag ctg agt cgg aag ctc Leu Gly Ser Leu Arg Thr Ala Gln Thr Gln Leu Ser Arg Lys Leu 1085 1090 1095			3352
ccg ggg acg acg ctg act gcc ctg gag gcc gca gcc aac ccg gca Pro Gly Thr Thr Leu Thr Ala Leu Glu Ala Ala Ala Asn Pro Ala 1100 1105 1110			3397
ctg ccc tca gac ttc aag acc atc ctg gac tga tgccaccg Leu Pro Ser Asp Phe Lys Thr Ile Leu Asp 1115 1120			3440
cccacagcca ggccgagagc agacaccagc agccctgtca cgccgggctc tacgtcccag			3500

-continued

```

ggagggaggg gcgcccaca cccaggccc caccgctggg agtctgaggc ctgagtgagt 3560
gtttggccga ggctgcatg tccggctgaa ggctgagtgt ccggctgagg cctgagcgag 3620
tgtccagcca agggctgagt gtccagcaca cctgccgtct tcaactcccc acaggctggc 3680
gctcggctcc accccagggc cagcttttcc tcaccaggag cccggcttcc actccccaca 3740
taggaatagt ccatccccag attcgccatt gttcaccctt cgcctgccc tcctttgctt 3800
tccacccccca ccatccaggt ggagaccctg agaaggaccc tgggagctct gggaaatttg 3860
agtgacaaaa ggtgtgccct gtacacaggc gaggaccctg cacctggatg ggggtccctg 3920
tgggtcaaat tggggggagg tgctgtggga gtaaaatact gaatatatga gtttttcagt 3980
tttgaaaaaa a 3991

```

```

<210> SEQ ID NO 41
<211> LENGTH: 1123
<212> TYPE: PRT
<213> ORGANISM: Artificial
<220> FEATURE:
<223> OTHER INFORMATION: Synthetic Construct

```

```

<400> SEQUENCE: 41

```

```

Met Pro Arg Ala Pro Arg Cys Arg Ala Val Arg Ser Leu Leu Arg Ser
1           5           10          15
His Tyr Arg Glu Val Leu Pro Leu Ala Thr Phe Val Arg Arg Leu Gly
20          25          30
Pro Gln Gly Trp Arg Leu Val Gln Arg Gly Asp Pro Ala Ala Phe Arg
35          40          45
Ala Leu Val Ala Gln Cys Leu Val Cys Val Pro Trp Asp Ala Arg Pro
50          55          60
Pro Pro Ala Ala Pro Ser Phe Arg Gln Val Ser Cys Leu Lys Glu Leu
65          70          75          80
Val Ala Arg Val Leu Gln Arg Leu Cys Glu Arg Gly Ala Lys Asn Val
85          90          95
Leu Ala Phe Gly Phe Ala Leu Leu Asp Gly Ala Arg Gly Gly Pro Pro
100         105         110
Glu Ala Phe Thr Thr Ser Val Arg Ser Tyr Leu Pro Asn Thr Val Thr
115        120        125
Asp Ala Leu Arg Gly Ser Gly Ala Trp Gly Leu Leu Leu Arg Arg Val
130        135        140
Gly Asp Asp Val Leu Val His Leu Leu Ala Arg Cys Ala Leu Phe Val
145        150        155        160
Leu Val Ala Pro Ser Cys Ala Tyr Gln Val Cys Gly Pro Pro Leu Tyr
165        170        175
Gln Leu Gly Ala Ala Thr Gln Ala Arg Pro Pro Pro His Ala Ser Gly
180        185        190
Pro Arg Arg Arg Leu Gly Cys Glu Arg Ala Trp Asn His Ser Val Arg
195        200        205
Glu Ala Gly Val Pro Leu Gly Leu Pro Ala Pro Gly Ala Arg Arg Arg
210        215        220
Gly Gly Ser Ala Ser Arg Ser Leu Pro Leu Pro Lys Arg Pro Arg Arg
225        230        235        240
Gly Ala Ala Pro Glu Pro Glu Arg Thr Pro Val Gly Gln Gly Ser Trp
245        250        255
Ala His Pro Gly Arg Thr Arg Gly Pro Ser Asp Arg Gly Phe Cys Val
260        265        270

```

-continued

Val Ser Pro Ala Arg Pro Ala Glu Glu Ala Thr Ser Leu Glu Gly Ala
 275 280 285

Leu Ser Gly Thr Arg His Ser His Pro Ser Val Gly Arg Gln His His
 290 295 300

Ala Gly Pro Pro Ser Thr Ser Arg Pro Pro Arg Pro Trp Asp Thr Pro
 305 310 315 320

Cys Pro Pro Val Tyr Ala Glu Thr Lys His Phe Leu Tyr Ser Ser Gly
 325 330 335

Asp Lys Glu Gln Leu Arg Pro Ser Phe Leu Leu Ser Ser Leu Arg Pro
 340 345 350

Ser Leu Thr Gly Ala Arg Arg Leu Val Glu Thr Ile Phe Leu Gly Ser
 355 360 365

Arg Pro Trp Met Pro Gly Thr Pro Arg Arg Leu Pro Arg Leu Pro Gln
 370 375 380

Arg Tyr Trp Gln Met Arg Pro Leu Phe Leu Glu Leu Leu Gly Asn His
 385 390 395 400

Ala Gln Cys Pro Tyr Gly Val Leu Leu Lys Thr His Cys Pro Leu Arg
 405 410 415

Ala Ala Val Thr Pro Ala Ala Gly Val Cys Ala Arg Glu Lys Pro Gln
 420 425 430

Gly Ser Val Ala Ala Pro Glu Glu Glu Asp Thr Asp Pro Arg Arg Leu
 435 440 445

Val Gln Leu Leu Arg Gln His Ser Ser Pro Trp Gln Val Tyr Gly Phe
 450 455 460

Val Arg Ala Cys Leu Arg Arg Leu Val Pro Pro Gly Leu Trp Gly Ser
 465 470 475 480

Arg His Asn Glu Arg Arg Phe Leu Arg Asn Thr Lys Lys Phe Ile Ser
 485 490 495

Leu Gly Lys His Ala Lys Leu Ser Leu Gln Glu Leu Thr Trp Lys Met
 500 505 510

Ser Val Arg Asp Cys Ala Trp Leu Arg Arg Ser Pro Gly Val Gly Cys
 515 520 525

Val Pro Ala Ala Glu His Arg Leu Arg Glu Glu Ile Leu Ala Lys Phe
 530 535 540

Leu His Trp Leu Met Ser Val Tyr Val Val Glu Leu Leu Arg Ser Phe
 545 550 555 560

Phe Tyr Val Thr Glu Thr Thr Phe Gln Lys Asn Arg Leu Phe Phe Tyr
 565 570 575

Arg Lys Ser Val Trp Ser Lys Leu Gln Ser Ile Gly Ile Arg Gln His
 580 585 590

Leu Lys Arg Val Gln Leu Arg Glu Leu Ser Glu Ala Glu Val Arg Gln
 595 600 605

His Arg Glu Ala Arg Pro Ala Leu Leu Thr Ser Arg Leu Arg Phe Ile
 610 615 620

Pro Lys Pro Asp Gly Leu Arg Pro Ile Val Asn Met Asp Tyr Val Val
 625 630 635 640

Gly Ala Arg Thr Phe Arg Arg Glu Lys Arg Ala Glu Arg Leu Thr Ser
 645 650 655

Arg Val Lys Ala Leu Phe Ser Val Leu Asn Tyr Glu Arg Ala Arg Arg
 660 665 670

Pro Gly Leu Leu Gly Ala Ser Val Leu Gly Leu Asp Asp Ile His Arg
 675 680 685

-continued

Ala	Trp	Arg	Thr	Phe	Val	Leu	Arg	Val	Arg	Ala	Gln	Asp	Pro	Pro	Pro	690	695	700	
Glu	Leu	Tyr	Phe	Val	Lys	Val	Asp	Val	Thr	Gly	Ala	Tyr	Asp	Thr	Ile	705	710	715	720
Pro	Gln	Asp	Arg	Leu	Thr	Glu	Val	Ile	Ala	Ser	Ile	Ile	Lys	Pro	Gln	725	730	735	
Asn	Thr	Tyr	Cys	Val	Arg	Arg	Tyr	Ala	Val	Val	Gln	Lys	Ala	Ala	His	740	745	750	
Gly	His	Val	Arg	Lys	Ala	Phe	Lys	Ser	His	Val	Ser	Thr	Leu	Thr	Asp	755	760	765	
Leu	Gln	Pro	Tyr	Met	Arg	Gln	Phe	Val	Ala	His	Leu	Gln	Glu	Thr	Ser	770	775	780	
Pro	Leu	Arg	Asp	Ala	Val	Val	Ile	Glu	Gln	Ser	Ser	Ser	Leu	Asn	Glu	785	790	795	800
Ala	Ser	Ser	Gly	Leu	Phe	Asp	Val	Phe	Leu	Arg	Phe	Met	Cys	His	His	805	810	815	
Ala	Val	Arg	Ile	Arg	Gly	Lys	Ser	Tyr	Val	Gln	Cys	Gln	Gly	Ile	Pro	820	825	830	
Gln	Gly	Ser	Ile	Leu	Ser	Thr	Leu	Leu	Cys	Ser	Leu	Cys	Tyr	Gly	Asp	835	840	845	
Met	Glu	Asn	Lys	Leu	Phe	Ala	Gly	Ile	Arg	Arg	Asp	Gly	Leu	Leu	Val	850	855	860	
Thr	Pro	His	Leu	Thr	His	Ala	Lys	Thr	Phe	Leu	Arg	Thr	Leu	Val	Arg	865	870	875	880
Gly	Val	Pro	Glu	Tyr	Gly	Cys	Val	Val	Asn	Leu	Arg	Lys	Thr	Val	Val	885	890	895	
Asn	Phe	Pro	Val	Glu	Asp	Glu	Ala	Leu	Gly	Gly	Thr	Ala	Phe	Val	Gln	900	905	910	
Met	Pro	Ala	His	Gly	Leu	Phe	Pro	Trp	Cys	Gly	Leu	Leu	Leu	Asp	Thr	915	920	925	
Arg	Thr	Leu	Glu	Val	Gln	Ser	Asp	Tyr	Ser	Ser	Tyr	Ala	Arg	Thr	Ser	930	935	940	
Ile	Arg	Ala	Ser	Leu	Thr	Phe	Asn	Arg	Gly	Phe	Lys	Ala	Gly	Arg	Asn	945	950	955	960
Met	Arg	Arg	Lys	Leu	Phe	Gly	Val	Leu	Arg	Leu	Lys	Cys	His	Ser	Leu	965	970	975	
Phe	Leu	Asp	Leu	Gln	Val	Asn	Ser	Leu	Gln	Thr	Val	Cys	Thr	Asn	Ile	980	985	990	
Tyr	Lys	Ile	Leu	Leu	Leu	Gln	Ala	Tyr	Arg	Phe	His	Ala	Cys	Val	Leu	995	1000	1005	
Gln	Leu	Pro	Phe	His	Gln	Gln	Val	Trp	Lys	Asn	Pro	Thr	Phe	Phe	1010	1015	1020		
Leu	Arg	Val	Ile	Ser	Asp	Thr	Ala	Ser	Leu	Cys	Tyr	Ser	Ile	Leu	1025	1030	1035		
Lys	Ala	Lys	Asn	Ala	Gly	Met	Ser	Leu	Gly	Ala	Lys	Gly	Ala	Ala	1040	1045	1050		
Gly	Pro	Leu	Pro	Ser	Glu	Ala	Val	Gln	Trp	Leu	Cys	His	Gln	Ala	1055	1060	1065		
Phe	Leu	Leu	Lys	Leu	Thr	Arg	His	Arg	Val	Thr	Tyr	Val	Pro	Leu	1070	1075	1080		

-continued

Leu	Gly	Ser	Leu	Arg	Thr	Ala	Gln	Thr	Gln	Leu	Ser	Arg	Lys	Leu
	1085					1090					1095			
Pro	Gly	Thr	Thr	Leu	Thr	Ala	Leu	Glu	Ala	Ala	Ala	Asn	Pro	Ala
	1100					1105					1110			
Leu	Pro	Ser	Asp	Phe	Lys	Thr	Ile	Leu	Asp					
	1115					1120								

The invention claimed is:

1. A method of inducing an HLA-A2 and/or HLA-B7-restricted immune response against at least one hTERT epitope, comprising:

A) administering to an animal a lentiviral vector comprising a polynucleotide sequence that encodes a modified hTERT protein comprising the amino acid sequence of SEQ ID NO: 39;

B) expressing the modified hTERT protein; and

C) inducing:

1) an HLA-A2-restricted immune response against at least one hTERT epitope selected from:

- a) p540, and
b) pY572; and/or

2) inducing an HLA-B7-restricted immune response against at least one hTERT epitope selected from:

- a) MPRAPRCRA (SEQ ID NO:6) (p1),
b) APRCRAVRSL (SEQ ID NO:7) (p4),
c) APSFRQVSCL (SEQ ID NO:8) (p68),
d) RPAEEATSL (SEQ ID NO:9) (p277),
e) RPSFLLSSL (SEQ ID NO:10) (p342), and
f) RPSLTGARRL (SEQ ID NO:11) (p351).

2. The method of claim 1, wherein the lentiviral vector comprising the polynucleotide sequence that encodes a modified hTERT protein is the pTRIP-CMV-ΔhTERT vector deposited at the CNCM under the number I-3660 on Jul. 28, 2006.

3. The method of claim 1, further comprising providing antigen presenting cells (APCs), transforming the APCs in vitro with the lentiviral vector comprising the polynucleotide sequence that encodes a modified hTERT protein, and administering the APCs to the animal.

4. The method of claim 3, wherein the APCs are dendritic cells.

5. The method of claim 1, wherein the animal is a human.

6. The method of claim 1, the method comprising inducing an HLA-A2-restricted immune response against the hTERT epitopes a) p540 and b) pY572.

7. The method of claim 6, wherein the lentiviral vector comprising the polynucleotide sequence that encodes a modified hTERT protein is the pTRIP-CMV-ΔhTERT vector deposited at the CNCM under the number I-3660 on Jul. 28, 2006.

8. The method of claim 6, further comprising providing antigen presenting cells (APCs), transforming the APCs in vitro with the lentiviral vector comprising the polynucleotide sequence that encodes a modified hTERT protein, and administering the APCs to the animal.

9. The method of claim 8, wherein the APCs are dendritic cells.

10. The method of claim 6, wherein the animal is a human.

11. The method of claim 1, the method comprising inducing an HLA-B7-restricted immune response against at least two hTERT epitopes selected from:

- a. MPRAPRCRA (SEQ ID NO:6) (p1),
b. APRCRAVRSL (SEQ ID NO:7) (p4),
c. APSFRQVSCL (SEQ ID NO:8) (p68),
d. RPAEEATSL (SEQ ID NO:9) (p277),
e. RPSFLLSSL (SEQ ID NO:10) (p342), and
f. RPSLTGARRL (SEQ ID NO:11) (p351).

12. The method of claim 11, wherein the lentiviral vector comprising the polynucleotide sequence that encodes a modified hTERT protein is the pTRIP-CMV-ΔhTERT vector deposited at the CNCM under the number I-3660 on Jul. 28, 2006.

13. The method of claim 11, further comprising providing antigen presenting cells (APCs), transforming the APCs in vitro with the lentiviral vector comprising the polynucleotide sequence that encodes a modified hTERT protein, and administering the APCs to the animal.

14. The method of claim 13, wherein the APCs are dendritic cells.

15. The method of claim 11, wherein the animal is a human.

16. The method of claim 1, the method comprising inducing an HLA-B7-restricted immune response against each of hTERT epitopes:

- a. MPRAPRCRA (SEQ ID NO:6) (p1),
b. APRCRAVRSL (SEQ ID NO:7) (p4),
c. APSFRQVSCL (SEQ ID NO:8) (p68),
d. RPAEEATSL (SEQ ID NO:9) (p277),
e. RPSFLLSSL (SEQ ID NO:10) (p342), and
f. RPSLTGARRL (SEQ ID NO:11) (p351).

17. The method of claim 16, wherein the lentiviral vector comprising the polynucleotide sequence that encodes a modified hTERT protein is the pTRIP-CMV-ΔhTERT vector deposited at the CNCM under the number I-3660 on Jul. 28, 2006.

18. The method of claim 16, further comprising providing antigen presenting cells (APCs), transforming the APCs in vitro with the lentiviral vector comprising the polynucleotide sequence that encodes a modified hTERT protein, and administering the APCs to the animal.

19. The method of claim 18, wherein the APCs are dendritic cells.

20. The method of claim 16, wherein the animal is a human.

* * * * *

UNITED STATES PATENT AND TRADEMARK OFFICE
CERTIFICATE OF CORRECTION

PATENT NO. : 9,624,479 B2
APPLICATION NO. : 13/975404
DATED : April 18, 2017
INVENTOR(S) : Pierre Langlade-Demoyen et al.

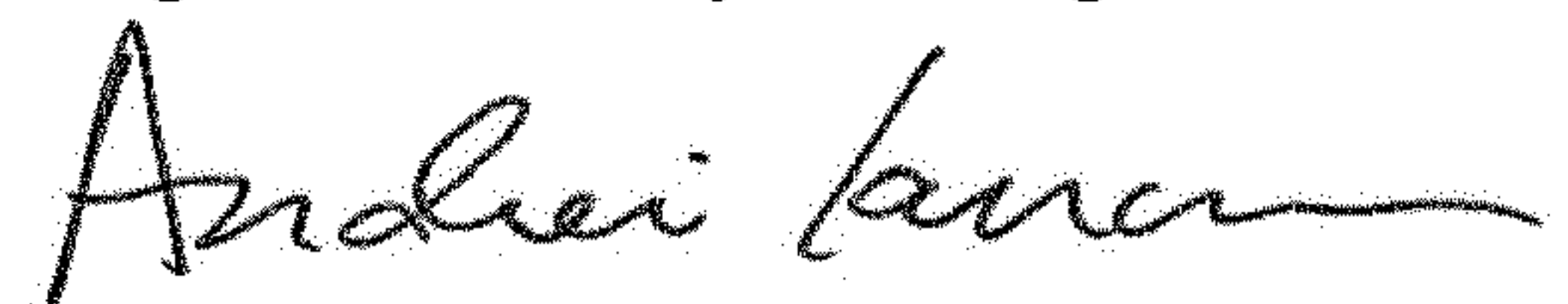
Page 1 of 1

It is certified that error appears in the above-identified patent and that said Letters Patent is hereby corrected as shown below:

On the Title Page

At item (30), delete "(FR)" and add --(EP)--

Signed and Sealed this
Eighteenth Day of August, 2020



Andrei Iancu
Director of the United States Patent and Trademark Office