



US009582698B2

(12) **United States Patent**  
**Todeschini**

(10) **Patent No.:** **US 9,582,698 B2**  
(45) **Date of Patent:** **\*Feb. 28, 2017**

(54) **CODE SYMBOL READING SYSTEM HAVING ADAPTIVE AUTOFOCUS**

(71) Applicant: **Hand Held Products, Inc.**, Fort Mill, SC (US)

(72) Inventor: **Erik Todeschini**, Camillus, NY (US)

(73) Assignee: **Hand Held Products, Inc.**, Fort Mill, SC (US)

(\*) Notice: Subject to any disclaimer, the term of this patent is extended or adjusted under 35 U.S.C. 154(b) by 0 days.

This patent is subject to a terminal disclaimer.

(21) Appl. No.: **14/818,528**

(22) Filed: **Aug. 5, 2015**

(65) **Prior Publication Data**  
US 2015/0339504 A1 Nov. 26, 2015

**Related U.S. Application Data**  
(63) Continuation of application No. 13/927,398, filed on Jun. 26, 2013, now Pat. No. 9,104,929.

(51) **Int. Cl.**  
**G06K 7/10** (2006.01)  
**G06K 7/14** (2006.01)  
**G02B 3/14** (2006.01)

(52) **U.S. Cl.**  
CPC ..... **G06K 7/10811** (2013.01); **G06K 7/10722** (2013.01); **G06K 7/10801** (2013.01); **G02B 3/14** (2013.01); **G06K 2207/1011** (2013.01)

(58) **Field of Classification Search**  
CPC ..... G06K 7/10811; G06K 7/10801; G06K 2207/1011; G02B 3/14  
USPC ..... 235/462.24  
See application file for complete search history.

(56) **References Cited**

U.S. PATENT DOCUMENTS

6,336,587	B1	1/2002	He et al.
6,832,725	B2	12/2004	Gardiner et al.
7,128,266	B2	10/2006	Zhu et al.
7,159,783	B2	1/2007	Walczyk et al.
7,413,127	B2	8/2008	Ehrhart et al.
7,726,575	B2	6/2010	Wang et al.
8,294,969	B2	10/2012	Plesko
8,317,105	B2	11/2012	Kotlarsky et al.
8,322,622	B2	12/2012	Liu

(Continued)

FOREIGN PATENT DOCUMENTS

WO	2013163789	A1	11/2013
WO	2013173985	A1	11/2013

(Continued)

OTHER PUBLICATIONS

U.S. Appl. No. 13/367,978, filed Feb. 7, 2012, (Feng et al.); now abandoned.

(Continued)

*Primary Examiner* — Claude J Brown

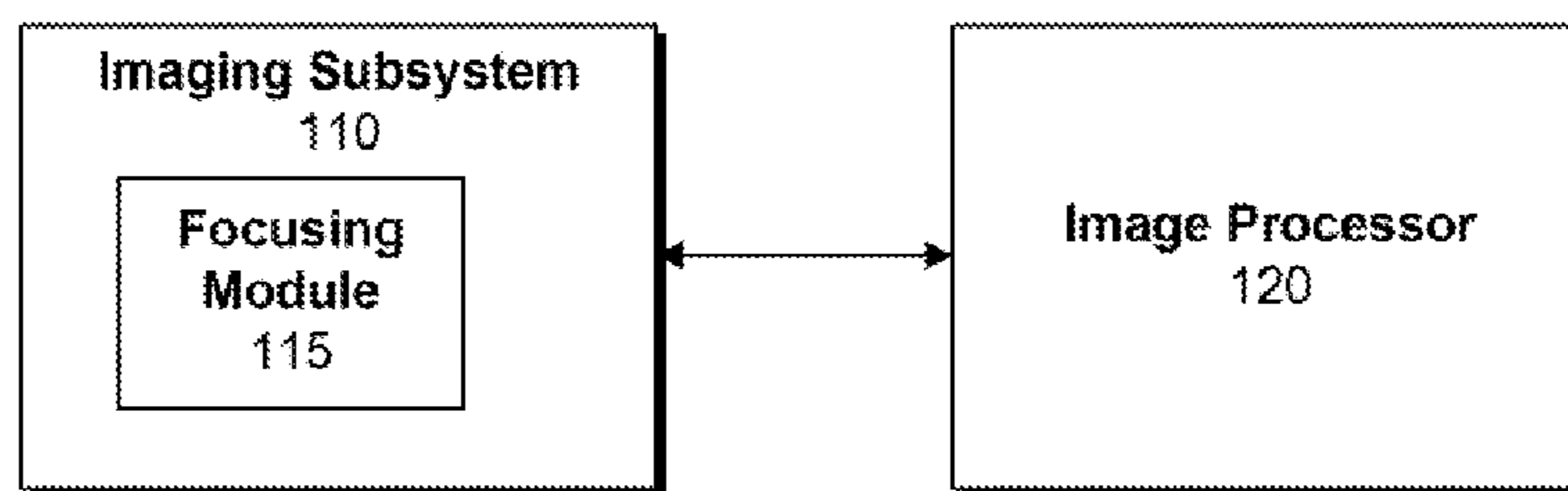
(74) *Attorney, Agent, or Firm* — Additon, Higgins & Pendleton, P.A.

(57) **ABSTRACT**

A system for reading code symbols includes an imaging subsystem that includes a focusing module and an image processor. The image processor selects an initial, predicted focal distance for the imaging subsystem's focusing module with respect to a code symbol. The focal distance for each successfully decoded code symbol is stored in memory, and a weighted average of a pre-selected number of memorized focal distances is used to calculate the next initial, predicted focal distance.

**20 Claims, 2 Drawing Sheets**

100 ↘



(56)

## References Cited

## U.S. PATENT DOCUMENTS

8,366,001 B2	2/2013	Craen et al.	8,668,149 B2	3/2014	Good
8,366,005 B2	2/2013	Kotlarsky et al.	8,678,285 B2	3/2014	Kearney
8,371,507 B2	2/2013	Haggerty et al.	8,678,286 B2	3/2014	Smith et al.
8,376,233 B2	2/2013	Van Horn et al.	8,682,077 B1	3/2014	Longacre
8,381,979 B2	2/2013	Franz	D702,237 S	4/2014	Oberpriller et al.
8,390,909 B2	3/2013	Plesko	8,687,282 B2	4/2014	Feng et al.
8,408,464 B2	4/2013	Zhu et al.	8,692,927 B2	4/2014	Pease et al.
8,408,468 B2	4/2013	Horn et al.	8,695,880 B2	4/2014	Bremer et al.
8,408,469 B2	4/2013	Good	8,698,949 B2	4/2014	Grunow et al.
8,424,768 B2	4/2013	Rueblinger et al.	8,702,000 B2	4/2014	Barber et al.
8,448,863 B2	5/2013	Xian et al.	8,717,494 B2	5/2014	Gannon
8,457,013 B2	6/2013	Essinger et al.	8,720,783 B2	5/2014	Biss et al.
8,459,557 B2	6/2013	Havens et al.	8,723,804 B2	5/2014	Fletcher et al.
8,469,272 B2	6/2013	Kearney	8,723,904 B2	5/2014	Marty et al.
8,474,712 B2	7/2013	Kearney et al.	8,727,223 B2	5/2014	Wang
8,479,992 B2	7/2013	Kotlarsky et al.	8,740,082 B2	6/2014	Wilz
8,490,877 B2	7/2013	Kearney	8,740,085 B2	6/2014	Furlong et al.
8,517,271 B2	8/2013	Kotlarsky et al.	8,746,563 B2	6/2014	Hennick et al.
8,523,076 B2	9/2013	Good	8,750,445 B2	6/2014	Peake et al.
8,528,818 B2	9/2013	Ehrhart et al.	8,752,766 B2	6/2014	Xian et al.
8,544,737 B2	10/2013	Gomez et al.	8,756,059 B2	6/2014	Braho et al.
8,548,420 B2	10/2013	Grunow et al.	8,757,495 B2	6/2014	Qu et al.
8,550,335 B2	10/2013	Samek et al.	8,760,563 B2	6/2014	Koziol et al.
8,550,354 B2	10/2013	Gannon et al.	8,763,909 B2	7/2014	Reed et al.
8,550,357 B2	10/2013	Kearney	8,777,108 B2	7/2014	Coyle
8,556,174 B2	10/2013	Kosecki et al.	8,777,109 B2	7/2014	Oberpriller et al.
8,556,176 B2	10/2013	Van Horn et al.	8,779,898 B2	7/2014	Havens et al.
8,556,177 B2	10/2013	Hussey et al.	8,781,520 B2	7/2014	Payne et al.
8,559,767 B2	10/2013	Barber et al.	8,783,573 B2	7/2014	Havens et al.
8,561,895 B2	10/2013	Gomez et al.	8,789,757 B2	7/2014	Barten
8,561,903 B2	10/2013	Sauerwein	8,789,758 B2	7/2014	Hawley et al.
8,561,905 B2	10/2013	Edmonds et al.	8,789,759 B2	7/2014	Xian et al.
8,565,107 B2	10/2013	Pease et al.	8,794,520 B2	8/2014	Wang et al.
8,571,307 B2	10/2013	Li et al.	8,794,522 B2	8/2014	Ehrhart
8,579,200 B2	11/2013	Samek et al.	8,794,525 B2	8/2014	Amundsen et al.
8,583,924 B2	11/2013	Caballero et al.	8,794,526 B2	8/2014	Wang et al.
8,584,945 B2	11/2013	Wang et al.	8,798,367 B2	8/2014	Ellis
8,587,595 B2	11/2013	Wang	8,807,431 B2	8/2014	Wang et al.
8,587,697 B2	11/2013	Hussey et al.	8,807,432 B2	8/2014	Van Horn et al.
8,588,869 B2	11/2013	Sauerwein et al.	8,820,630 B2	9/2014	Qu et al.
8,590,789 B2	11/2013	Nahill et al.	8,822,848 B2	9/2014	Meagher
8,596,539 B2	12/2013	Havens et al.	8,824,692 B2	9/2014	Sheerin et al.
8,596,542 B2	12/2013	Havens et al.	8,824,696 B2	9/2014	Braho
8,596,543 B2	12/2013	Havens et al.	8,842,849 B2	9/2014	Wahl et al.
8,599,271 B2	12/2013	Havens et al.	8,844,822 B2	9/2014	Kotlarsky et al.
8,599,957 B2	12/2013	Peake et al.	8,844,823 B2	9/2014	Fritz et al.
8,600,158 B2	12/2013	Li et al.	8,849,019 B2	9/2014	Li et al.
8,600,167 B2	12/2013	Showering	D716,285 S	10/2014	Chaney et al.
8,602,309 B2	12/2013	Longacre et al.	8,851,383 B2	10/2014	Yeakley et al.
8,608,053 B2	12/2013	Meier et al.	8,854,633 B2	10/2014	Laffargue
8,608,071 B2	12/2013	Liu et al.	8,866,963 B2	10/2014	Grunow et al.
8,608,075 B2	12/2013	Tanimoto et al.	8,868,421 B2	10/2014	Braho et al.
8,611,309 B2	12/2013	Wang et al.	8,868,519 B2	10/2014	Maloy et al.
8,615,487 B2	12/2013	Gomez et al.	8,868,802 B2	10/2014	Barten
8,621,123 B2	12/2013	Caballero	8,868,803 B2	10/2014	Caballero
8,622,303 B2	1/2014	Meier et al.	8,870,074 B1	10/2014	Gannon
8,628,013 B2	1/2014	Ding	8,879,639 B2	11/2014	Sauerwein
8,628,015 B2	1/2014	Wang et al.	8,880,426 B2	11/2014	Smith
8,628,016 B2	1/2014	Winegar	8,881,983 B2	11/2014	Havens et al.
8,629,926 B2	1/2014	Wang	8,881,987 B2	11/2014	Wang
8,630,491 B2	1/2014	Longacre et al.	8,903,172 B2	12/2014	Smith
8,635,309 B2	1/2014	Berthiaume et al.	8,908,995 B2	12/2014	Benos et al.
8,636,200 B2	1/2014	Kearney	8,910,870 B2	12/2014	Li et al.
8,636,212 B2	1/2014	Nahill et al.	8,910,875 B2	12/2014	Ren et al.
8,636,215 B2	1/2014	Ding et al.	8,914,290 B2	12/2014	Hendrickson et al.
8,636,224 B2	1/2014	Wang	8,914,788 B2	12/2014	Pettinelli et al.
8,638,806 B2	1/2014	Wang et al.	8,915,439 B2	12/2014	Feng et al.
8,640,958 B2	2/2014	Lu et al.	8,915,444 B2	12/2014	Havens et al.
8,640,960 B2	2/2014	Wang et al.	8,916,789 B2	12/2014	Woodburn
8,643,717 B2	2/2014	Li et al.	8,918,250 B2	12/2014	Hollifield
8,646,692 B2	2/2014	Meier et al.	8,918,564 B2	12/2014	Caballero
8,646,694 B2	2/2014	Wang et al.	8,925,818 B2	1/2015	Kosecki et al.
8,651,384 B2	2/2014	Ogawa et al.	8,939,374 B2	1/2015	Jovanovski et al.
8,657,200 B2	2/2014	Ren et al.	8,942,480 B2	1/2015	Ellis
8,659,397 B2	2/2014	Vargo et al.	8,944,313 B2	2/2015	Williams et al.
			8,944,327 B2	2/2015	Meier et al.
			8,944,332 B2	2/2015	Harding et al.
			8,950,678 B2	2/2015	Germaine et al.
			D723,560 S	3/2015	Zhou et al.

(56)

## References Cited

U.S. PATENT DOCUMENTS					
8,967,468 B2	3/2015	Gomez et al.	2013/0075168 A1	3/2013	Amundsen et al.
8,971,346 B2	3/2015	Sevier	2013/0175341 A1	7/2013	Kearney et al.
8,976,030 B2	3/2015	Cunningham et al.	2013/0175343 A1	7/2013	Good
8,976,368 B2	3/2015	Akel et al.	2013/0257744 A1	10/2013	Daghigh et al.
8,978,981 B2	3/2015	Guan	2013/0257759 A1	10/2013	Daghigh
8,978,983 B2	3/2015	Bremer et al.	2013/0270346 A1	10/2013	Xian et al.
8,978,984 B2	3/2015	Hennick et al.	2013/0287258 A1	10/2013	Kearney
8,985,456 B2	3/2015	Zhu et al.	2013/0292475 A1	11/2013	Kotlarsky et al.
8,985,457 B2	3/2015	Soule et al.	2013/0292477 A1	11/2013	Hennick et al.
8,985,459 B2	3/2015	Kearney et al.	2013/0293539 A1	11/2013	Hunt et al.
8,985,461 B2	3/2015	Gelay et al.	2013/0293540 A1	11/2013	Laffargue et al.
8,988,578 B2	3/2015	Showering	2013/0306728 A1	11/2013	Thuries et al.
8,988,590 B2	3/2015	Gillet et al.	2013/0306731 A1	11/2013	Pedrarò
8,991,704 B2	3/2015	Hopper et al.	2013/0307964 A1	11/2013	Bremer et al.
8,996,194 B2	3/2015	Davis et al.	2013/0308625 A1	11/2013	Park et al.
8,996,384 B2	3/2015	Funyak et al.	2013/0313324 A1	11/2013	Koziol et al.
8,998,091 B2	4/2015	Edmonds et al.	2013/0313325 A1	11/2013	Wilz et al.
9,002,641 B2	4/2015	Showering	2013/0342717 A1	12/2013	Havens et al.
9,007,368 B2	4/2015	Laffargue et al.	2014/0001267 A1	1/2014	Giordano et al.
9,010,641 B2	4/2015	Qu et al.	2014/0002828 A1	1/2014	Laffargue et al.
9,015,513 B2	4/2015	Murawski et al.	2014/0008439 A1	1/2014	Wang
9,016,576 B2	4/2015	Brady et al.	2014/0025584 A1	1/2014	Liu et al.
D730,357 S	5/2015	Fitch et al.	2014/0034734 A1	2/2014	Sauerwein
9,022,288 B2	5/2015	Nahill et al.	2014/0036848 A1	2/2014	Pease et al.
9,030,964 B2	5/2015	Essinger et al.	2014/0039693 A1	2/2014	Havens et al.
9,033,240 B2	5/2015	Smith et al.	2014/0042814 A1	2/2014	Kather et al.
9,033,242 B2	5/2015	Gillet et al.	2014/0049120 A1	2/2014	Kohtz et al.
9,036,054 B2	5/2015	Koziol et al.	2014/0049635 A1	2/2014	Laffargue et al.
9,037,344 B2	5/2015	Chamberlin	2014/0061306 A1	3/2014	Wu et al.
9,038,911 B2	5/2015	Xian et al.	2014/0063289 A1	3/2014	Hussey et al.
9,038,915 B2	5/2015	Smith	2014/0066136 A1	3/2014	Sauerwein et al.
D730,901 S	6/2015	Oberpriller et al.	2014/0067692 A1	3/2014	Ye et al.
D730,902 S	6/2015	Fitch et al.	2014/0070005 A1	3/2014	Nahill et al.
D733,112 S	6/2015	Chaney et al.	2014/0071840 A1	3/2014	Venancio
9,047,098 B2	6/2015	Barten	2014/0074746 A1	3/2014	Wang
9,047,359 B2	6/2015	Caballero et al.	2014/0076974 A1	3/2014	Havens et al.
9,047,420 B2	6/2015	Caballero	2014/0078341 A1	3/2014	Havens et al.
9,047,525 B2	6/2015	Barber	2014/0078342 A1	3/2014	Li et al.
9,047,531 B2	6/2015	Showering et al.	2014/0078345 A1	3/2014	Showering
9,049,640 B2	6/2015	Wang et al.	2014/0098792 A1	4/2014	Wang et al.
9,053,055 B2	6/2015	Caballero	2014/0100774 A1	4/2014	Showering
9,053,378 B1	6/2015	Hou et al.	2014/0100813 A1	4/2014	Showering
9,053,380 B2	6/2015	Xian et al.	2014/0103115 A1	4/2014	Meier et al.
9,057,641 B2	6/2015	Amundsen et al.	2014/0104413 A1	4/2014	McCloskey et al.
9,058,526 B2	6/2015	Powilleit	2014/0104414 A1	4/2014	McCloskey et al.
9,064,165 B2	6/2015	Havens et al.	2014/0104416 A1	4/2014	Giordano et al.
9,064,167 B2	6/2015	Xian et al.	2014/0104451 A1	4/2014	Todeschini et al.
9,064,168 B2	6/2015	Todeschini et al.	2014/0106594 A1	4/2014	Skvoretz
9,064,254 B2	6/2015	Todeschini et al.	2014/0106725 A1	4/2014	Sauerwein
9,066,032 B2	6/2015	Wang	2014/0108010 A1	4/2014	Maltseff et al.
9,070,032 B2	6/2015	Corcoran	2014/0108402 A1	4/2014	Gomez et al.
D734,339 S	7/2015	Zhou et al.	2014/0108682 A1	4/2014	Caballero
D734,751 S	7/2015	Oberpriller et al.	2014/0110485 A1	4/2014	Toa et al.
9,082,023 B2	7/2015	Feng et al.	2014/0114530 A1	4/2014	Fitch et al.
9,104,929 B2	8/2015	Todeschini	2014/0124577 A1	5/2014	Wang et al.
2004/0118919 A1	6/2004	Breytman et al.	2014/0124579 A1	5/2014	Ding
2007/0063048 A1	3/2007	Havens et al.	2014/0125842 A1	5/2014	Winegar
2007/0131770 A1	6/2007	Nunnink	2014/0125853 A1	5/2014	Wang
2009/0072037 A1	3/2009	Good et al.	2014/0125999 A1	5/2014	Longacre et al.
2009/0134221 A1	5/2009	Zhu et al.	2014/0129378 A1	5/2014	Richardson
2009/0166426 A1	7/2009	Giebel et al.	2014/0131438 A1	5/2014	Kearney
2009/0206158 A1	8/2009	Thuries et al.	2014/0131441 A1	5/2014	Nahill et al.
2010/0177076 A1	7/2010	Essinger et al.	2014/0131443 A1	5/2014	Smith
2010/0177080 A1	7/2010	Essinger et al.	2014/0131444 A1	5/2014	Wang
2010/0177707 A1	7/2010	Essinger et al.	2014/0131445 A1	5/2014	Ding et al.
2010/0177749 A1	7/2010	Essinger et al.	2014/0131448 A1	5/2014	Xian et al.
2011/0169999 A1	7/2011	Grunow et al.	2014/0133379 A1	5/2014	Wang et al.
2011/0202554 A1	8/2011	Powilleit et al.	2014/0136208 A1	5/2014	Maltseff et al.
2012/0111946 A1	5/2012	Golant	2014/0140585 A1	5/2014	Wang
2012/0168512 A1	7/2012	Kotlarsky et al.	2014/0151453 A1	6/2014	Meier et al.
2012/0193423 A1	8/2012	Samek	2014/0152882 A1	6/2014	Samek et al.
2012/0203647 A1	8/2012	Smith	2014/0158770 A1	6/2014	Sevier et al.
2012/0223141 A1	9/2012	Good et al.	2014/0159869 A1	6/2014	Zumsteg et al.
2012/0237193 A1	9/2012	Kawarada	2014/0166755 A1	6/2014	Liu et al.
2013/0043312 A1	2/2013	Van Horn	2014/0166757 A1	6/2014	Smith
			2014/0166758 A1	6/2014	Goren
			2014/0166759 A1	6/2014	Liu et al.
			2014/0168787 A1	6/2014	Wang et al.
			2014/0175165 A1	6/2014	Havens et al.

(56)

## References Cited

## U.S. PATENT DOCUMENTS

2014/0175172 A1 6/2014 Jovanovski et al.  
 2014/0191644 A1 7/2014 Chaney  
 2014/0191913 A1 7/2014 Ge et al.  
 2014/0197238 A1 7/2014 Liu et al.  
 2014/0197239 A1 7/2014 Havens et al.  
 2014/0197304 A1 7/2014 Feng et al.  
 2014/0203087 A1 7/2014 Smith et al.  
 2014/0204268 A1 7/2014 Grunow et al.  
 2014/0214631 A1 7/2014 Hansen  
 2014/0217166 A1 8/2014 Berthiaume et al.  
 2014/0217180 A1 8/2014 Liu  
 2014/0231500 A1 8/2014 Ehrhart et al.  
 2014/0232930 A1 8/2014 Anderson  
 2014/0247315 A1 9/2014 Marty et al.  
 2014/0263493 A1 9/2014 Amurgis et al.  
 2014/0263645 A1 9/2014 Smith et al.  
 2014/0270196 A1 9/2014 Braho et al.  
 2014/0270229 A1 9/2014 Braho  
 2014/0278387 A1 9/2014 DiGregorio  
 2014/0282210 A1 9/2014 Bianconi  
 2014/0284384 A1 9/2014 Lu et al.  
 2014/0288933 A1 9/2014 Braho et al.  
 2014/0297058 A1 10/2014 Barker et al.  
 2014/0299665 A1 10/2014 Barber et al.  
 2014/0312121 A1 10/2014 Lu et al.  
 2014/0319220 A1 10/2014 Coyle  
 2014/0319221 A1 10/2014 Oberpriller et al.  
 2014/0326787 A1 11/2014 Barten  
 2014/0332590 A1 11/2014 Wang et al.  
 2014/0344943 A1 11/2014 Todeschini et al.  
 2014/0346233 A1 11/2014 Liu et al.  
 2014/0351317 A1 11/2014 Smith et al.  
 2014/0353373 A1 12/2014 Van Horn et al.  
 2014/0361073 A1 12/2014 Qu et al.  
 2014/0361082 A1 12/2014 Xian et al.  
 2014/0362184 A1 12/2014 Jovanovski et al.  
 2014/0363015 A1 12/2014 Braho  
 2014/0369511 A1 12/2014 Sheerin et al.  
 2014/0374483 A1 12/2014 Lu  
 2014/0374485 A1 12/2014 Xian et al.  
 2015/0001301 A1 1/2015 Ouyang  
 2015/0001304 A1 1/2015 Todeschini  
 2015/0003673 A1 1/2015 Fletcher  
 2015/0009338 A1 1/2015 Laffargue et al.  
 2015/0009610 A1 1/2015 London et al.  
 2015/0014416 A1 1/2015 Kotlarsky et al.  
 2015/0021397 A1 1/2015 Rueblinger et al.  
 2015/0028102 A1 1/2015 Ren et al.  
 2015/0028103 A1 1/2015 Jiang  
 2015/0028104 A1 1/2015 Ma et al.  
 2015/0029002 A1 1/2015 Yeakley et al.  
 2015/0032709 A1 1/2015 Maloy et al.  
 2015/0039309 A1 2/2015 Braho et al.  
 2015/0040378 A1 2/2015 Saber et al.  
 2015/0048168 A1 2/2015 Fritz et al.  
 2015/0049347 A1 2/2015 Laffargue et al.  
 2015/0051992 A1 2/2015 Smith  
 2015/0053766 A1 2/2015 Havens et al.  
 2015/0053768 A1 2/2015 Wang et al.  
 2015/0053769 A1 2/2015 Thuries et al.  
 2015/0062366 A1 3/2015 Liu et al.  
 2015/0063215 A1 3/2015 Wang  
 2015/0063676 A1 3/2015 Lloyd et al.  
 2015/0069130 A1 3/2015 Gannon  
 2015/0071819 A1 3/2015 Todeschini  
 2015/0083800 A1 3/2015 Li et al.  
 2015/0086114 A1 3/2015 Todeschini  
 2015/0088522 A1 3/2015 Hendrickson et al.  
 2015/0096872 A1 4/2015 Woodburn  
 2015/0099557 A1 4/2015 Pettinelli et al.  
 2015/0100196 A1 4/2015 Hollifield  
 2015/0102109 A1 4/2015 Huck  
 2015/0115035 A1 4/2015 Meier et al.  
 2015/0127791 A1 5/2015 Kosecki et al.  
 2015/0128116 A1 5/2015 Chen et al.

2015/0129659 A1 5/2015 Feng et al.  
 2015/0133047 A1 5/2015 Smith et al.  
 2015/0134470 A1 5/2015 Hejl et al.  
 2015/0136851 A1 5/2015 Harding et al.  
 2015/0136854 A1 5/2015 Lu et al.  
 2015/0142492 A1 5/2015 Kumar  
 2015/0144692 A1 5/2015 Hejl  
 2015/0144698 A1 5/2015 Teng et al.  
 2015/0144701 A1 5/2015 Xian et al.  
 2015/0149946 A1 5/2015 Benos et al.  
 2015/0161429 A1 6/2015 Xian  
 2015/0169925 A1 6/2015 Chen et al.  
 2015/0169929 A1 6/2015 Williams et al.  
 2015/0186703 A1 7/2015 Chen et al.  
 2015/0193644 A1 7/2015 Kearney et al.  
 2015/0193645 A1 7/2015 Colavito et al.  
 2015/0199957 A1 7/2015 Funyak et al.  
 2015/0204671 A1 7/2015 Showering

## FOREIGN PATENT DOCUMENTS

WO 2014019130 A1 2/2014  
 WO 2014110495 A1 7/2014

## OTHER PUBLICATIONS

U.S. Appl. No. 14/462,801 for Mobile Computing Device With Data Cognition Software, filed Aug. 19, 2014 (Todeschini et al.); 38 pages.  
 U.S. Appl. No. 14/596,757 for System and Method for Detecting Barcode Printing Errors filed Jan. 14, 2015 (Ackley); 41 pages.  
 U.S. Appl. No. 14/277,337 for Multipurpose Optical Reader, filed May 14, 2014 (Jovanovski et al.); 59 pages.  
 U.S. Appl. No. 14/200,405 for Indicia Reader for Size-Limited Applications filed Mar. 7, 2014 (Feng et al.); 42 pages.  
 U.S. Appl. No. 14/662,922 for Multifunction Point of Sale System filed Mar. 19, 2015 (Van Horn et al.); 41 pages.  
 U.S. Appl. No. 14/446,391 for Multifunction Point of Sale Apparatus With Optical Signature Capture filed Jul. 30, 2014 (Good et al.); 37 pages.  
 U.S. Appl. No. 29/528,165 for In-Counter Barcode Scanner filed May 27, 2015 (Oberpriller et al.); 13 pages.  
 U.S. Appl. No. 29/528,890 for Mobile Computer Housing filed Jun. 2, 2015 (Fitch et al.); 61 pages.  
 U.S. Appl. No. 14/614,796 for Cargo Apportionment Techniques filed Feb. 5, 2015 (Morton et al.); 56 pages.  
 U.S. Appl. No. 29/516,892 for Table Computer filed Feb. 6, 2015 (Bidwell et al.); 13 pages.  
 U.S. Appl. No. 29/523,098 for Handle for a Tablet Computer filed Apr. 7, 2015 (Bidwell et al.); 17 pages.  
 U.S. Appl. No. 14/578,627 for Safety System and Method filed Dec. 22, 2014 (Ackley et al.); 32 pages.  
 U.S. Appl. No. 14/573,022 for Dynamic Diagnostic Indicator Generation filed Dec. 17, 2014 (Goldsmith); 43 pages.  
 U.S. Appl. No. 14/529,857 for Barcode Reader With Security Features filed Oct. 31, 2014 (Todeschini et al.); 32 pages.  
 U.S. Appl. No. 14/519,195 for Handheld Dimensioning System With Feedback filed Oct. 21, 2014 (Laffargue et al.); 39 pages.  
 U.S. Appl. No. 14/519,211 for System and Method for Dimensioning filed Oct. 21, 2014 (Ackley et al.); 33 pages.  
 U.S. Appl. No. 14/519,233 for Handheld Dimensioner With Data-Quality Indication filed Oct. 21, 2014 (Laffargue et al.); 36 pages.  
 U.S. Appl. No. 14/533,319 for Barcode Scanning System Using Wearable Device With Embedded Camera filed Nov. 5, 2014 (Todeschini); 29 pages.  
 U.S. Appl. No. 14/748,446 for Cordless Indicia Reader With a Multifunction Coil for Wireless Charging and Eas Deactivation, filed Jun. 24, 2015 (Xie et al.); 34 pages.  
 U.S. Appl. No. 29/528,590 for Electronic Device filed May 29, 2015 (Fitch et al.); 9 pages.  
 U.S. Appl. No. 14/519,249 for Handheld Dimensioning System With Measurement-Conformance Feedback filed Oct. 21, 2014 (Ackley et al.); 36 pages.

(56)

**References Cited**

## OTHER PUBLICATIONS

U.S. Appl. No. 29/519,017 for Scanner filed Mar. 2, 2015 (Zhou et al.); 11 pages.

U.S. Appl. No. 14/398,542 for Portable Electronic Devices Having a Separate Location Trigger Unit for Use in Controlling an Application Unit filed Nov. 3, 2014 (Bian et al.); 22 pages.

U.S. Appl. No. 14/405,278 for Design Pattern for Secure Store filed Mar. 9, 2015 (Zhu et al.); 23 pages.

U.S. Appl. No. 14/590,024 for Shelving and Package Locating Systems for Delivery Vehicles filed Jan. 6, 2015 (Payne); 31 pages.

U.S. Appl. No. 14/568,305 for Auto-Contrast Viewfinder for an Indicia Reader filed Dec. 12, 2014 (Todeschini); 29 pages.

U.S. Appl. No. 29/526,918 for Charging Base filed May 14, 2015 (Fitch et al.); 10 pages.

U.S. Appl. No. 14/580,262 for Media Gate for Thermal Transfer Printers filed Dec. 23, 2014 (Bowles); 36 pages.

Examination Report in counterpart United Kingdom Application No. GB1410734.6 dated Oct. 6, 2015, pp. 1-2.

Search and Exam Report in Application No. GB1410734.6, related to Current Application, Dated Dec. 18, 2014, 6 pages.

Examination Report in counterpart United Kingdom Application No. GB1410734.6 dated Jul. 17, 2015, pp. 1-3.

U.S. Appl. No. 14/519,179 for Dimensioning System With Multipath Interference Mitigation filed Oct. 21, 2014 (Thuries et al.); 30 pages.

U.S. Appl. No. 14/264,173 for Autofocus Lens System for Indicia Readers filed Apr. 29, 2014, (Ackley et al.); 39 pages.

U.S. Appl. No. 14/453,019 for Dimensioning System With Guided Alignment, filed Aug. 6, 2014 (Li et al.); 31 pages.

U.S. Appl. No. 14/452,697 for Interactive Indicia Reader, filed Aug. 6, 2014, (Todeschini); 32 pages.

U.S. Appl. No. 14/231,898 for Hand-Mounted Indicia-Reading Device with Finger Motion Triggering filed Apr. 1, 2014 (Van Horn et al.); 36 pages.

U.S. Appl. No. 14/715,916 for Evaluating Image Values filed May 19, 2015 (Ackley); 60 pages.

U.S. Appl. No. 14/513,808 for Identifying Inventory Items in a Storage Facility filed Oct. 14, 2014 (Singel et al.); 51 pages.

U.S. Appl. No. 29/458,405 for an Electronic Device, filed Jun. 19, 2013 (Fitch et al.); 22 pages.

U.S. Appl. No. 29/459,620 for an Electronic Device Enclosure, filed Jul. 2, 2013 (London et al.); 21 pages.

U.S. Appl. No. 14/483,056 for Variable Depth of Field Barcode Scanner filed Sep. 10, 2014 (McCloskey et al.); 29 pages.

U.S. Appl. No. 14/531,154 for Directing an Inspector Through an Inspection filed Nov. 3, 2014 (Miller et al.); 53 pages.

U.S. Appl. No. 29/525,068 for Tablet Computer With Removable Scanning Device filed Apr. 27, 2015 (Schulte et al.); 19 pages.

U.S. Appl. No. 29/468,118 for an Electronic Device Case, filed Sep. 26, 2013 (Oberpriller et al.); 44 pages.

U.S. Appl. No. 14/340,627 for an Axially Reinforced Flexible Scan Element, filed Jul. 25, 2014 (Reublinger et al.); 41 pages.

U.S. Appl. No. 14/676,327 for Device Management Proxy for Secure Devices filed Apr. 1, 2015 (Yeakley et al.); 50 pages.

U.S. Appl. No. 14/257,364 for Docking System and Method Using Near Field Communication filed Apr. 21, 2014 (Showering); 31 pages.

U.S. Appl. No. 14/327,827 for a Mobile-Phone Adapter for Electronic Transactions, filed Jul. 10, 2014 (Hejl); 25 pages.

U.S. Appl. No. 14/334,934 for a System and Method for Indicia Verification, filed Jul. 18, 2014 (Hejl); 38 pages.

U.S. Appl. No. 29/530,600 for Cyclone filed Jun. 18, 2015 (Vargo et al.); 16 pages.

U.S. Appl. No. 14/707,123 for Application Independent DEX/UCS Interface filed May 8, 2015 (Pape); 47 pages.

U.S. Appl. No. 14/283,282 for Terminal Having Illumination and Focus Control filed May 21, 2014 (Liu et al.); 31 pages.

U.S. Appl. No. 14/619,093 for Methods for Training a Speech Recognition System filed Feb. 11, 2015 (Pecorari); 35 pages.

U.S. Appl. No. 29/524,186 for Scanner filed Apr. 17, 2015 (Zhou et al.); 17 pages.

U.S. Appl. No. 14/705,407 for Method and System to Protect Software-Based Network-Connected Devices From Advanced Persistent Threat filed May 6, 2015 (Hussey et al.); 42 pages.

U.S. Appl. No. 14/614,706 for Device for Supporting an Electronic Tool on a User'S Hand filed Feb. 5, 2015 (Oberpriller et al.); 33 pages.

U.S. Appl. No. 14/628,708 for Device, System, and Method for Determining the Status of Checkout Lanes filed Feb. 23, 2015 (Todeschini); 37 pages.

U.S. Appl. No. 14/704,050 for Intermediate Linear Positioning filed May 5, 2015 (Charpentier et al.); 60 pages.

U.S. Appl. No. 14/529,563 for Adaptable Interface for a Mobile Computing Device filed Oct. 31, 2014 (Schoon et al.); 36 pages.

U.S. Appl. No. 14/705,012 for Hands-Free Human Machine Interface Responsive to a Driver of a Vehicle filed May 6, 2015 (Fitch et al.); 44 pages.

U.S. Appl. No. 14/715,672 for Augmented Reality Enabled Hazard Display filed May 19, 2015 (Venkatesha et al.); 35 pages.

U.S. Appl. No. 14/695,364 for Medication Management System filed Apr. 24, 2015 (Sewell et al.); 44 pages.

U.S. Appl. No. 14/664,063 for Method and Application for Scanning a Barcode With a Smart Device While Continuously Running and Displaying an Application on the Smart Device Display filed Mar. 20, 2015 (Todeschini); 37 pages.

U.S. Appl. No. 14/735,717 for Indicia-Reading Systems Having an Interface With a User'S Nervous System filed Jun. 10, 2015 (Todeschini); 39 pages.

U.S. Appl. No. 14/527,191 for Method and System for Recognizing Speech Using Wildcards in an Expected Response filed Oct. 29, 2014 (Braho et al.); 45 pages.

U.S. Appl. No. 14/702,110 for System and Method for Regulating Barcode Data Injection Into a Running Application on a Smart Device filed May 1, 2015 (Todeschini et al.); 38 pages.

U.S. Appl. No. 14/535,764 for Concatenated Expected Responses for Speech Recognition filed Nov. 7, 2014 (Braho et al.); 51 pages.

U.S. Appl. No. 14/687,289 for System for Communication Via a Peripheral Hub filed Apr. 15, 2015 (Kohtz et al.); 37 pages.

U.S. Appl. No. 14/747,197 for Optical Pattern Projector filed Jun. 23, 2015 (Thuries et al.); 33 pages.

U.S. Appl. No. 14/674,329 for Aimer for Barcode Scanning filed Mar. 31, 2015 (Bidwell); 36 pages.

U.S. Appl. No. 14/702,979 for Tracking Battery Conditions filed May 4, 2015 (Young et al.); 70 pages.

U.S. Appl. No. 29/529,441 for Indicia Reading Device filed Jun. 8, 2015 (Zhou et al.); 14 pages.

U.S. Appl. No. 14/747,490 for Dual-Projector Three-Dimensional Scanner filed Jun. 23, 2015 (Jovanovski et al.); 40 pages.

U.S. Appl. No. 14/740,320 for Tactile Switch for a Mobile Electronic Device filed Jun. 16, 2015 (Barndringa); 38 pages.

U.S. Appl. No. 14/695,923 for Secure Unattended Network Authentication filed Apr. 24, 2015 (Kubler et al.); 52 pages.

U.S. Appl. No. 14/740,373 for Calibrating a Volume Dimensioner filed Jun. 16, 2015 (Ackley et al.); 63 pages.

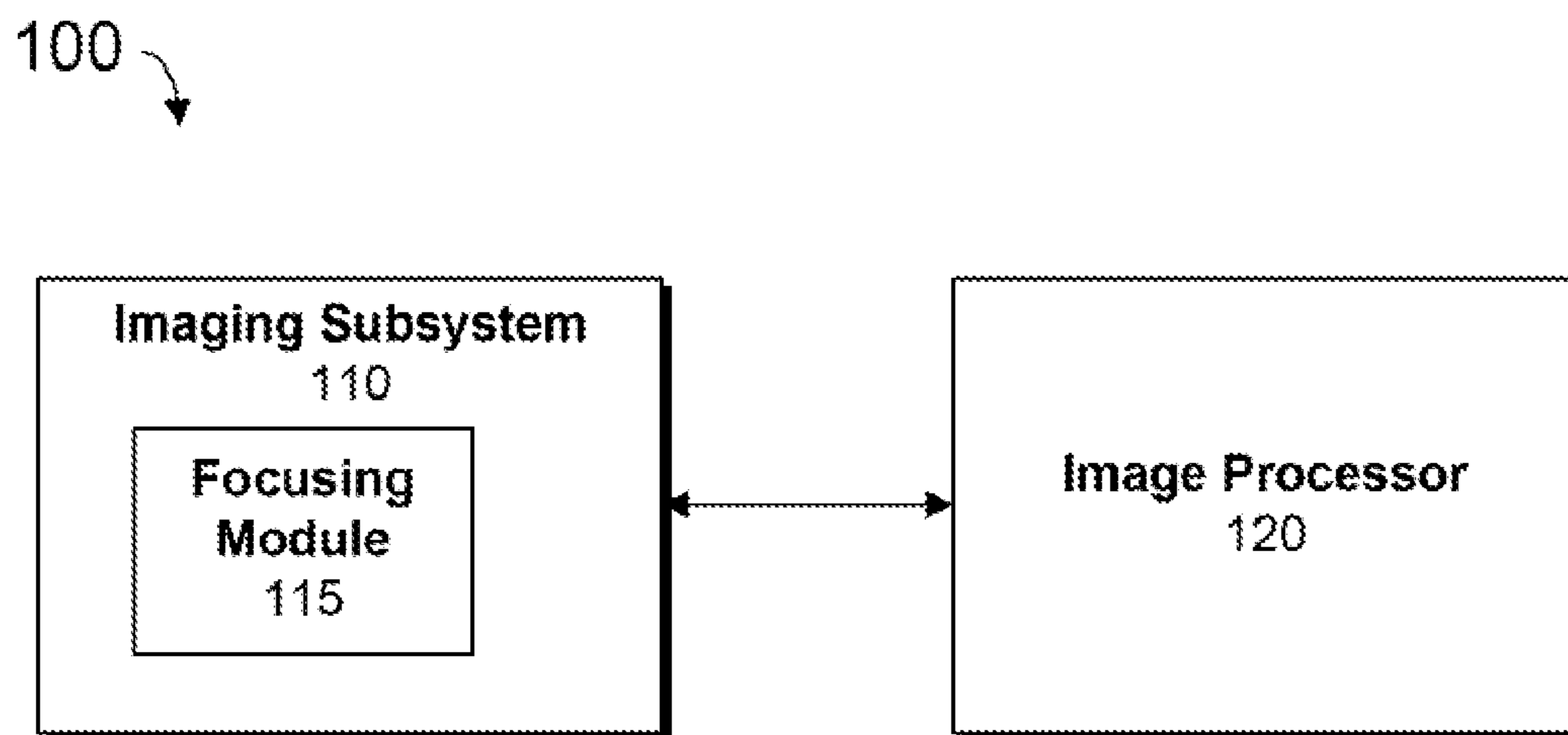


FIG. 1

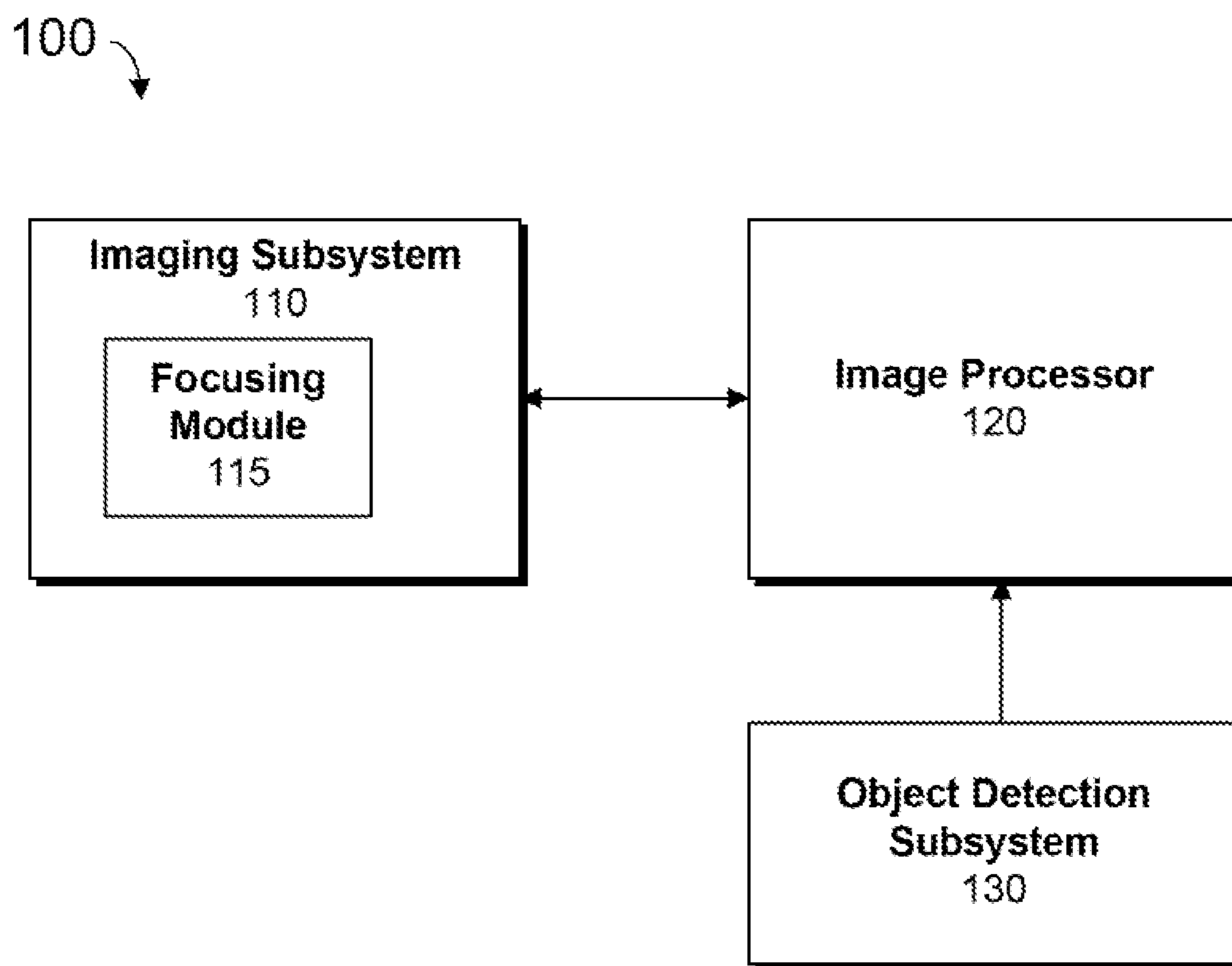


FIG. 2

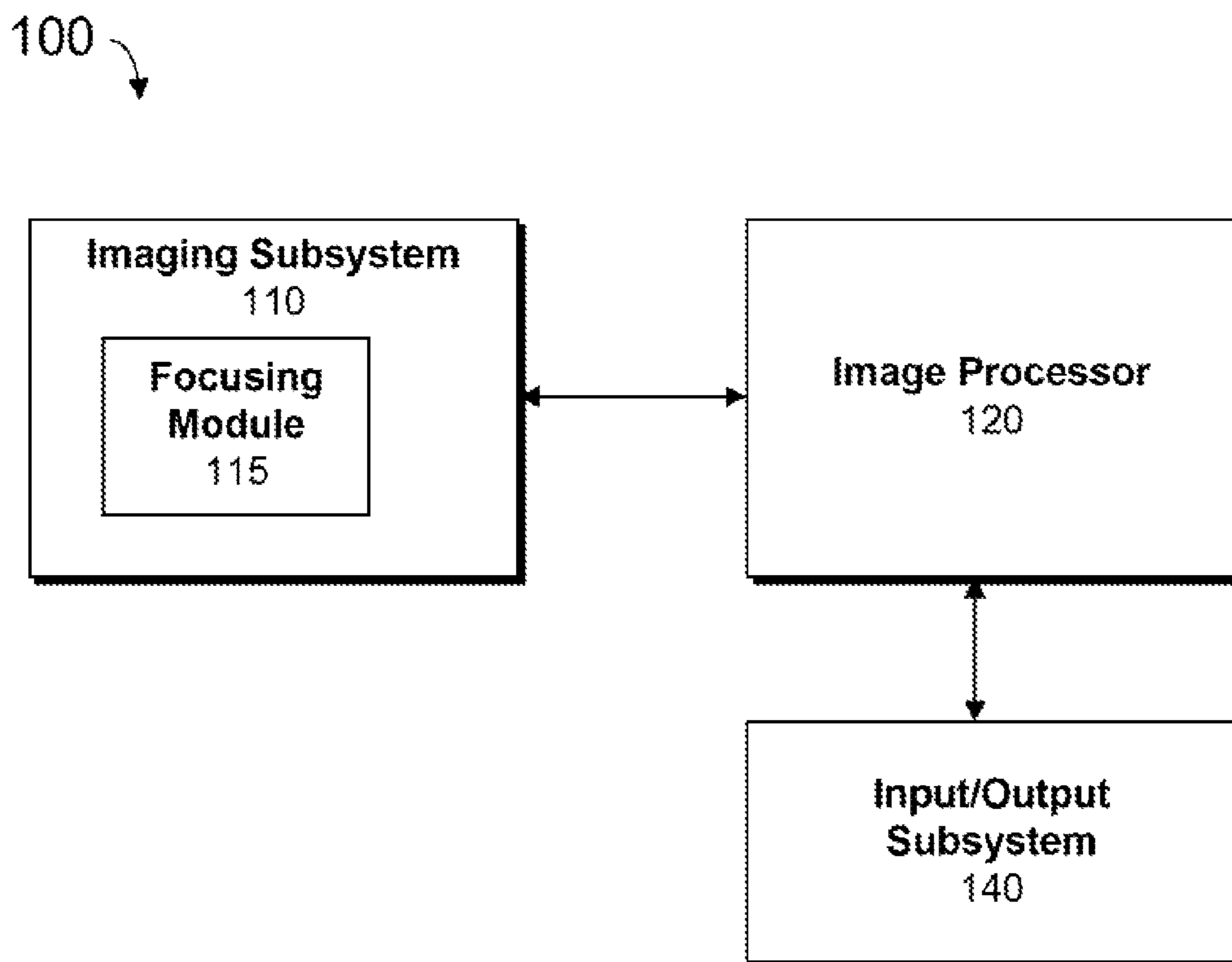


FIG. 3

## CODE SYMBOL READING SYSTEM HAVING ADAPTIVE AUTOFOCUS

### CROSS-REFERENCE TO RELATED APPLICATION

The present application claims the benefit of U.S. patent application Ser. No. 13/927,398 for a Code Symbol Reading System Having Adaptive Autofocus filed Jun. 26, 2013 (and published Jan. 1, 2015 as U.S. Patent Application Publication No. 2015/0001304), now U.S. Pat. No. 9,104,929. Each of the foregoing patent application, patent publication, and patent is hereby incorporated by reference in its entirety.

### FIELD OF THE INVENTION

The present invention relates to the field of code symbol readers, more specifically, to a code symbol reading system having adaptive autofocus.

### BACKGROUND

Mobile computer devices such as smartphones have become an increasingly popular way to scan code symbols (e.g., barcodes) because of their highly functional camera technology as well as their ubiquity. Generally speaking, the greatest challenge when scanning a barcode with a smartphone is first getting the barcode in focus. Presently, most smartphones utilize an autofocus routine that attempts to get an image into focus. This procedure is quite time consuming, principally because the autofocus routine initiates the process without any real sense of the proper focal distance. As a result, the smartphone often spends a great deal of time readjusting the focal distance as it searches for the proper focal setting that will bring the barcode into focus at least enough to read the barcode. Autofocus routines are often hampered in their efforts by excessive motion and poor lighting conditions. This often leads to a significant time delay when scanning a barcode and accounts for the vast majority of the overall scan time.

Therefore, a need exists for a system for reading code symbols that is capable of generating faster readings of code symbols by first making an educated guess at where the focus should be fixed before a barcode scan is attempted.

### SUMMARY

Accordingly, in one aspect, the present invention embraces a system for reading code symbols having adaptive autofocus. The system for reading code symbols includes an imaging subsystem for capturing images within the imaging subsystem's field of view. The imaging subsystem includes a focusing module. The system for reading code symbols also includes an image processor. The image processor is configured for selecting an initial, predicted focal distance for the imaging subsystem's focusing module. The image processor is also configured for processing an image of a code symbol captured by the imaging subsystem in order to decode the code symbol. The image processor is also configured for storing in memory the focal distance associated with the decoded code symbol. The image processor is configured to select the initial, predicted focal distance as a function of memorized focal distance(s) associated with previously decoded code symbol(s).

In an exemplary embodiment, the image processor is configured to select the initial, predicted focal distance as a

function of a plurality of memorized focal distances associated with previously decoded code symbols.

In another exemplary embodiment, the image processor is configured to perform an autofocus routine if processing the captured image of the code symbol at the initial, predicted focal distance fails to decode the code symbol.

In yet another exemplary embodiment, the image processor is configured to perform an autofocus routine if the number of memorized focal distances associated with previously decoded code symbols is less than a predetermined minimum.

In yet another exemplary embodiment, the imaging subsystem detects the presence of a code symbol within the imaging subsystem's field of view.

In yet another exemplary embodiment, the system for reading code symbols according to the present invention also includes an object detection subsystem for detecting the presence of an object (e.g., an object bearing a code symbol) within the imaging subsystem's field of view.

In yet another exemplary embodiment, the system for reading code symbols according to the present invention also includes a hand-supportable housing. The imaging subsystem and image processor are disposed within the hand-supportable housing.

In yet another exemplary embodiment, the system for reading code symbols according to the present invention also includes an input/output subsystem. The input/output subsystem outputs signals from the system for reading code symbols.

In another aspect, the present invention embraces a system for reading code symbols that includes an imaging subsystem and an image processor. The imaging subsystem captures images within the imaging subsystem's field of view. The imaging subsystem includes a focusing module. The image processor is configured for selecting an initial, predicted focal distance for the imaging subsystem's focusing module with respect to a code symbol, and to process one or more images of a code symbol captured by the imaging subsystem at the initial, predicted focal distance. The image processor is configured to perform an autofocus routine if processing a predetermined number of captured images of a code symbol fails to decode the code symbol. The image processor is also configured to store in memory the focal distance associated with the decoded code symbol if processing a captured image of the code symbol decodes the code symbol. The image processor is configured to select the initial, predicted focal distance as a function of a plurality of memorized focal distances associated with previously decoded code symbols.

In an exemplary embodiment, the image processor is configured to store in memory the initial, predicted focal distance associated with the decoded code symbol if processing a captured image of a code symbol at the initial, predicted focal distance decodes the code symbol.

In another exemplary embodiment, the image processor is configured to perform an autofocus routine if the number of memorized focal distances associated with previously decoded code symbols is less than a predetermined minimum.

In yet another exemplary embodiment, the image processor is configured to process one or more additional captured images of the code symbol after the image processor performs an autofocus routine.

In yet another exemplary embodiment, the imaging subsystem detects the presence of a code symbol within the imaging subsystem's field of view.



In yet another exemplary embodiment, the system for reading code symbols according to the present invention includes an object detection subsystem for detecting the presence of a code symbol within the imaging subsystem's field of view.

In yet another exemplary embodiment, the system for reading code symbols according to the present invention includes a hand-supportable housing. The imaging subsystem and image processor are disposed within the hand-supportable housing.

In yet another exemplary embodiment, the system for reading code symbols according to the present invention includes an input/output subsystem for outputting system signals.

The foregoing illustrative summary, as well as other exemplary objectives and/or advantages of the invention, and the manner in which the same are accomplished, are further explained within the following detailed description and its accompanying drawings.

#### BRIEF DESCRIPTION OF THE DRAWINGS

FIG. 1 is a block diagram of an exemplary system for reading code symbols according to the present invention.

FIG. 2 is a block diagram of a first alternative embodiment of the system for reading code symbols according to the present invention.

FIG. 3 is a block diagram of a second alternative embodiment of the system for reading code symbols according to the present invention.

#### DETAILED DESCRIPTION

The present invention embraces a system for reading code symbols. The term "code symbol" is intended broadly to refer to any indicia or device used to store information about an object, including barcodes, linear barcodes, 1D barcodes, matrix barcodes, 2D barcodes, QR codes, RFID tags, and optical character recognition (OCR) symbols. When a code symbol is read, the information encoded in the code symbol is decoded. Referring now to FIG. 1, the system 100 for reading code symbols according to the present invention includes an imaging subsystem 110. The imaging subsystem 110 captures images within the imaging subsystem's 110 field of view (i.e., angle of view). Objects that can be viewed by the imaging subsystem when it is in a given position and orientation in space are within the imaging subsystem's 110 field of view. When a user wishes to capture an image of a code symbol, the user either positions the code symbol within the imaging subsystem's 110 field of view, or re-orientates the imaging subsystem 110 to change its field of view to include the code symbol. For example, if using a camera-equipped smartphone as a code symbol reader, the user could reposition the smartphone until the code symbol comes into the field of view of the smartphone's camera.

The imaging subsystem 110 of the system 100 according to the present invention includes a focusing module 115. The focusing module 115 functions to bring into focus the code symbol of interest such that the code symbol may be read. Typically, the focusing module includes (i) a lens assembly having one or more lenses and (ii) a small autofocus motor which manipulates the lens assembly to adjust its field of focus. The autofocus motor manipulates the lens assembly by changing the distance between the lens assembly and the image plane, or by otherwise adjusting the lens configuration, to bring the code symbol into focus. Alternatively, the focusing module could include a liquid lens module. The

liquid lens module has a liquid lens having a chamber containing at least one type of liquid. A liquid lens driver applies an electric current to the liquid, and can vary the focal characteristics of the liquid lens by varying the level of electric current. These types of liquid lens modules are particularly useful in smaller, mobile devices because they do not require moving parts.

The system 100 according to the present invention also includes an image processor 120. Rather than immediately initiating a potentially time-consuming autofocus routine prior to capturing an image of a code symbol, the image processor 120 first selects an initial, predicted focal distance for the imaging subsystem's 110 focusing module 120. In other words, the image processor 120 estimates the focal distance at which the system 100 should attempt to capture the image of the code symbol. The method used to estimate the focal distance is described below in detail.

After an image of a code symbol is captured by the system 100, the image processor 120 processes the image of the code symbol to decode (e.g., read) the code symbol. If the captured image of the code symbol is of sufficient quality (e.g., focal quality) to allow the image processor 120 to successfully decode the code symbol, then the image processor 120 stores in memory the focal distance associated with the decoded code symbol. In other words, when the system 100 captures an image of a code symbol, the image processor 120 (i) determines the focal distance of the focusing module at the time the image was captured, (ii) determines whether the code symbol can be decoded from the captured image, and (iii) stores in memory the focal distance of each successfully decoded code symbol at the time the image was captured. If the image processor 120 determines that the image quality is not sufficient to permit the decoding of the code symbol, the focal length associated with the unsuccessful image capture is not stored in memory. The process is repeated each time the system 100 captures an image of a code symbol, with the focal distance associated with each image capture resulting in a successful decoding being stored in memory. In this way, the system 100 creates a continuously updated record of each of the focal distances employed to decode the code symbol(s). It will be appreciated by a person of ordinary skill in the art that the number of focal distances stored in memory can vary depending on how large of a sample is desired. Prior to capturing an image of a code symbol, the image processor 120 selects the initial, predicted focal distance needed to capture an image that can successfully decode the code symbol. The initial, predicted focal distance is a function of the memorized focal distance(s) associated with the previously decoded code symbol(s).

In an exemplary embodiment of the system 100 for reading code symbols according to the present invention, the image processor 120 selects the initial, predicted focal distance as a function of a plurality of memorized focal distances associated with previously decoded code symbols. Typically, the image processor 120 selects the initial, predicted focal distance that will be used for the current scan operation (e.g., code symbol image capture) by calculating a weighted moving average of the memorized focal distances. Typically, the image processor 120 keeps a record of the temporal order of memorized focal distances. In other words, the image processor 120 records which focal distance is associated with the most recently captured image, which focal distance is associated with the next most recently captured image, and so on. Using this temporal information, the image processor 120 typically gives greater weight to the focal distances associated with the more recently captured

images. This approach is particularly advantageous when reading code symbols from varying distances, because this weighted average approach assumes that the distance of the next code symbol to be scanned will be roughly the same as the distances of the latest successful scans. Because, in many instances, when a user is scanning multiple code symbols in succession, those code symbols will be at similar distances from the system **100**, the approach of more heavily weighting the more recent scans typically yields improved results. For example, a worker holding the system in hand while scanning various boxes bearing a code symbol while the boxes are resting on a table of substantially uniform height would likely achieve improved results using this method since most of the code symbols will be at roughly the same distance from the system **100**. Any weighting scheme could be applied to find an optimal balance between highly valuing the most recent focal length data while still taking into account focal length data over a longer trend. By way of example, a linear weighting system could be employed. By way of further example, the image processor **120** could employ an exponentially weighted moving average, which would place greater value on the focal distance associated with the most recent scan while taking into consideration all of the memorized focal distances.

In an exemplary embodiment, the image processor **120** first seeks to successfully decode an image by initiating a scan using the initial, predicted focal distance. If the image processor **120** fails to decode the image using the initial, predicted focal distance (for example, because the image is out of focus), the image processor retries the scan attempt using a traditional autofocus routine. In this way, the system **100** seeks to expedite the scanning process by first attempting to decode the code symbol using the faster, educated estimate approach described herein; if that approach is not successful, the system **100** falls back on a traditional autofocus routine.

In another exemplary embodiment, the image processor **120** first checks to see if a sufficiently large sample size of focal distances are stored in memory. If less than a predetermined minimum number of memorized focal distances associated with previously decoded code symbols reside in memory, then the image processor **120** does not attempt to generate an initial, predicted focal distance. Instead, the image processor **120** goes directly to the traditional autofocus routine to attempt to decode the code symbol. In this way, if the available data set of focal distances is below a predetermined minimum number deemed to be sufficient to generate a reliable (e.g., useful) initial, predicted focal distance, the image processor **120** will not waste time or system resources on an estimation step that is unlikely to yield an image with a suitable focal quality.

In an exemplary embodiment, the imaging subsystem **110** detects the presence of a code symbol within the imaging subsystem's **110** field of view. The presence of a code symbol may be detected by an analysis of the image pixels by the imaging subsystem **110** to determine if they are consistent with the presence of a code symbol. This analysis may be capable of detecting the presence of a code symbol even when the image quality is insufficient to support reading the code symbol. If the imaging subsystem **110** detects a code symbol within the field of view of the imaging subsystem **110**, it initiates an image capture using the focal distance estimating techniques described herein.

Referring now to FIG. **2**, in an alternative embodiment, the system **100** for reading code symbols includes an object detection subsystem **130** for detecting the presence of an object (e.g., an object bearing a code symbol) within the

system's **100** field of view. The object detection subsystem can project an IR-based light beam into the field of view and detect a return signal from an object present in the field of view to detect the presence of that object. Upon detection of an object, the system **100** may initiate the attempted reading of a code symbol(s) within the field of view using the adaptive focusing techniques described herein.

Whether by successfully relying on the initial, predicted focal distance, or by falling back on a traditional autofocus routine, the system **100** ultimately obtains a successful scan of the code symbol. When the code symbol is decoded, the system **100** will need to output the resulting data (e.g., the data decoded from the code symbol) to another system (e.g., a data processing system). The data processing system may be housed either within the same device that houses the system **100** for reading code symbols, or it may be housed in a separate device (e.g., a host device). Referring now to FIG. **3**, to output the system signals (e.g., data, bits, electrical signals) representing the data generated by decoding the code symbol, the system **100** includes an input/output subsystem **140**. The input/output subsystem **140** manages the sending of system signals to other systems and/or devices.

The system **100** for reading code symbols according to the present invention may take a variety of forms. For instance, the system **100** may be a stationary unit at a checkout register (e.g., point of sale (POS)), similar to a bioptic scanner found in most grocery stores. More typically, the system **100** for reading code symbols according to the present invention will take the form of a hand-held device such as a smartphone, a tablet computer, or a hand-held scanner. For hand-held devices, the system **100** according to the present invention includes a hand-supportable housing in which the imaging subsystem **110** and the image processor **120** are disposed.

In another aspect, the present disclosure embraces a system **100** for reading code symbols that includes an imaging subsystem **110** and an image processor **120**. The image processor **120** selects an initial, predicted focal distance for the imaging subsystem's **110** focusing module with respect to a code symbol. The image processor **120** processes one or more images of the code symbol captured by the imaging subsystem **110** at the initial, predicted focal distance. If, after processing a predetermined number of captured images of the code symbol, the image processor **120** fails to decode the code symbol, then the image processor **120** performs an autofocus routine. On the other hand, if the image processor **120** is able to decode a code symbol from a captured image, then the image processor **120** stores in memory the focal distance associated with the decoded code symbol. The image processor **120** selects the initial, predicted focal distance as a function of a plurality of memorized focal distances associated with previously decoded code symbols.

To supplement the present disclosure, this application incorporates entirely by reference the following patents, patent application publications, and patent applications: U.S. Pat. Nos. 6,832,725; 7,159,783; 7,413,127; 7,726,575; 8,390,909; 8,294,969; 8,408,469; 8,408,468; 8,381,979; 8,408,464; 8,317,105; 8,366,005; 8,424,768; 8,322,622; 8,371,507; 8,376,233; 8,457,013; 8,448,863; 8,459,557; 8,469,272; U.S. Patent Application Publication No. 2012/0111946; U.S. Patent Application Publication No. 2012/0223141; U.S. Patent Application Publication No. 2012/0193423; U.S. Patent Application Publication No. 2012/0203647; U.S. Patent Application Publication No. 2012/0248188; U.S. Patent Application Publication No. 2012/

0228382; U.S. Patent Application Publication No. 2012/0193407; U.S. Patent Application Publication No. 2012/0168511; U.S. Patent Application Publication No. 2012/0168512; U.S. Patent Application Publication No. 2010/0177749; U.S. Patent Application Publication No. 2010/0177080; U.S. Patent Application Publication No. 2010/0177707; U.S. Patent Application Publication No. 2010/0177076; U.S. Patent Application Publication No. 2009/0134221; U.S. Patent Application Publication No. 2012/0318869; U.S. Patent Application Publication No. 2013/0043312; U.S. Patent Application Publication No. 2013/0068840; U.S. Patent Application Publication No. 2013/0070322; U.S. Patent Application Publication No. 2013/0075168; U.S. Patent Application Publication No. 2013/0056285; U.S. Patent Application Publication No. 2013/0075464; U.S. Patent Application Publication No. 2013/0082104; U.S. Patent Application Publication No. 2010/0225757; U.S. patent application Ser. No. 13/347,219 for an OMNIDIRECTIONAL LASER SCANNING BAR CODE SYMBOL READER GENERATING A LASER SCANNING PATTERN WITH A HIGHLY NON-UNIFORM SCAN DENSITY WITH RESPECT TO LINE ORIENTATION, filed Jan. 10, 2012 (Good); U.S. patent application Ser. No. 13/347,193 for a HYBRID-TYPE BIOPTICAL LASER SCANNING AND DIGITAL IMAGING SYSTEM EMPLOYING DIGITAL IMAGER WITH FIELD OF VIEW OVERLAPPING FIELD OF FIELD OF LASER SCANNING SUBSYSTEM, filed Jan. 10, 2012 (Kearney et al.); U.S. patent application Ser. No. 13/367,047 for LASER SCANNING MODULES EMBODYING SILICONE SCAN ELEMENT WITH TORSIONAL HINGES, filed Feb. 6, 2012 (Feng et al.); U.S. patent application Ser. No. 13/400,748 for a LASER SCANNING BAR CODE SYMBOL READING SYSTEM HAVING INTELLIGENT SCAN SWEEP ANGLE ADJUSTMENT CAPABILITIES OVER THE WORKING RANGE OF THE SYSTEM FOR OPTIMIZED BAR CODE SYMBOL READING PERFORMANCE, filed Feb. 21, 2012 (Wilz); U.S. patent application Ser. No. 13/432,197 for a LASER SCANNING SYSTEM USING LASER BEAM SOURCES FOR PRODUCING LONG AND SHORT WAVELENGTHS IN COMBINATION WITH BEAM-WAIST EXTENDING OPTICS TO EXTEND THE DEPTH OF FIELD THEREOF WHILE RESOLVING HIGH RESOLUTION BAR CODE SYMBOLS HAVING MINIMUM CODE ELEMENT WIDTHS, filed Mar. 28, 2012 (Havens et al.); U.S. patent application Ser. No. 13/492,883 for a LASER SCANNING MODULE WITH ROTATABLY ADJUSTABLE LASER SCANNING ASSEMBLY, filed Jun. 10, 2012 (Hennick et al.); U.S. patent application Ser. No. 13/367,978 for a LASER SCANNING MODULE EMPLOYING AN ELASTOMERIC U-HINGE BASED LASER SCANNING ASSEMBLY, filed Feb. 7, 2012 (Feng et al.); U.S. patent application Ser. No. 13/852,097 for a System and Method for Capturing and Preserving Vehicle Event Data, filed Mar. 28, 2013 (Barker et al.); U.S. patent application Ser. No. 13/780,356 for a Mobile Device Having Object-Identification Interface, filed Feb. 28, 2013 (Samek et al.); U.S. patent application Ser. No. 13/780,158 for a Distraction Avoidance System, filed Feb. 28, 2013 (Sauerwein); U.S. patent application Ser. No. 13/784,933 for an Integrated Dimensioning and Weighing System, filed Mar. 5, 2013 (McCloskey et al.); U.S. patent application Ser. No. 13/785,177 for a Dimensioning System, filed Mar. 5, 2013 (McCloskey et al.); U.S. patent application Ser. No. 13/780,196 for Android Bound Service Camera Initialization, filed Feb. 28, 2013 (Todeschini et al.); U.S. patent application Ser. No. 13/792,322 for a Replaceable

Connector, filed Mar. 11, 2013 (Skvoretz); U.S. patent application Ser. No. 13/780,271 for a Vehicle Computer System with Transparent Display, filed Feb. 28, 2013 (Fitch et al.); U.S. patent application Ser. No. 13/736,139 for an Electronic Device Enclosure, filed Jan. 8, 2013 (Chaney); U.S. patent application Ser. No. 13/771,508 for an Optical Redirection Adapter, filed Feb. 20, 2013 (Anderson); U.S. patent application Ser. No. 13/750,304 for Measuring Object Dimensions Using Mobile Computer, filed Jan. 25, 2013; U.S. patent application Ser. No. 13/471,973 for Terminals and Methods for Dimensioning Objects, filed May 15, 2012; U.S. patent application Ser. No. 13/895,846 for a Method of Programming a Symbol Reading System, filed Apr. 10, 2013 (Corcoran); U.S. patent application Ser. No. 13/867,386 for a Point of Sale (POS) Based Checkout System Supporting a Customer-Transparent Two-Factor Authentication Process During Product Checkout Operations, filed Apr. 22, 2013 (Cunningham et al.); U.S. patent application Ser. No. 13/888,884 for an Indicia Reading System Employing Digital Gain Control, filed May 7, 2013 (Xian et al.); U.S. patent application Ser. No. 13/895,616 for a Laser Scanning Code Symbol Reading System Employing Multi-Channel Scan Data Signal Processing with Synchronized Digital Gain Control (SDGC) for Full Range Scanning, filed May 16, 2013 (Xian et al.); U.S. patent application Ser. No. 13/897,512 for a Laser Scanning Code Symbol Reading System Providing Improved Control over the Length and Intensity Characteristics of a Laser Scan Line Projected Therefrom Using Laser Source Blanking Control, filed May 20, 2013 (Brady et al.); U.S. patent application Ser. No. 13/897,634 for a Laser Scanning Code Symbol Reading System Employing Programmable Decode Time-Window Filtering, filed May 20, 2013 (Wilz, Sr. et al.); U.S. patent application Ser. No. 13/902,242 for a System For Providing A Continuous Communication Link With A Symbol Reading Device, filed May 24, 2013 (Smith et al.); U.S. patent application Ser. No. 13/902,144, for a System and Method for Display of Information Using a Vehicle-Mount Computer, filed May 24, 2013 (Chamberlin); U.S. patent application Ser. No. 13/902,110 for a System and Method for Display of Information Using a Vehicle-Mount Computer, filed May 24, 2013 (Hollifield); U.S. patent application Ser. No. 13/912,262 for a Method of Error Correction for 3D Imaging Device, filed Jun. 7, 2013 (Jovanovski et al.) and U.S. patent application Ser. No. 13/912,702 for a System and Method for Reading Code Symbols at Long Range Using Source Power Control, filed Jun. 7, 2013 (Xian et al.).

In the specification and/or figures, typical embodiments of the invention have been disclosed. The present invention is not limited to such exemplary embodiments. The use of the term “and/or” includes any and all combinations of one or more of the associated listed items. The figures are schematic representations and so are not necessarily drawn to scale. Unless otherwise noted, specific terms have been used in a generic and descriptive sense and not for purposes of limitation.

The invention claimed is:

1. A system for reading code symbols, comprising:
  - an imaging subsystem for capturing images within the imaging subsystem's field of view, the imaging subsystem including a focusing module; and
  - an image processor configured for:
    - selecting an initial, predicted focal distance for the imaging subsystem's focusing module;
    - processing an image of a code symbol captured by the imaging subsystem in order to decode the code symbol; and

storing in memory the focal distance associated with the decoded code symbol;  
 calculating a weighted moving average of the stored focal distances; and  
 selecting the initial, predicted focal distance based on the calculated, weighted moving average of the stored focal distances.

2. The system for reading code symbols according to claim 1, wherein the image processor is configured to perform an autofocus routine if processing the captured image of the code symbol at the initial, predicted focal distance fails to decode the code symbol.

3. The system for reading code symbols according to claim 1, wherein the image processor is configured to perform an autofocus routine if the number of memorized focal distances associated with previously decoded code symbols is less than a predetermined minimum.

4. The system for reading code symbols according to claim 1, wherein the imaging subsystem detects the presence of a code symbol within the imaging subsystem's field of view.

5. The system for reading code symbols according to claim 1, comprising an object detection subsystem for detecting the presence of an object within the imaging subsystem's field of view.

6. The system for reading code symbols according to claim 1, comprising a hand-supportable housing, wherein the imaging subsystem and image processor are disposed within the hand-supportable housing.

7. The system for reading code symbols according to claim 1, comprising an input/output subsystem for outputting system signals.

8. A system for reading code symbols, comprising:  
 an imaging subsystem for capturing images, the imaging subsystem comprising a focusing module; and  
 an image processor configured for:

selecting an initial, predicted focal distance for the imaging subsystem's focusing module;  
 processing an image of a code symbol captured by the imaging subsystem in order to decode the code symbol; and  
 storing in memory the focal distance associated with the decoded code symbol;

wherein the image processor is configured to select the initial, predicted focal distance as a function of memorized focal distances associated with previously decoded code symbols if the number of memorized focal distances associated with previously decoded code symbols is equal to or greater than a predetermined minimum.

9. The system for reading code symbols according to claim 8, wherein the image processor is configured to perform an autofocus routine if processing the captured image of the code symbol at the initial, predicted focal distance fails to decode the code symbol.

10. The system for reading code symbols according to claim 8, wherein the imaging subsystem detects the presence of a code symbol within the imaging subsystem's field of view.

11. The system for reading code symbols according to claim 8, comprising an object detection subsystem for detecting the presence of an object within the imaging subsystem's field of view.

12. The system for reading code symbols according to claim 8, comprising a hand-supportable housing, wherein the imaging subsystem and image processor are disposed within the hand-supportable housing.

13. The system for reading code symbols according to claim 8, comprising an input/output subsystem for outputting system signals.

14. A system for reading code symbols, comprising:  
 an imaging subsystem for capturing images within the imaging subsystem's field of view, the imaging subsystem including a focusing module; and  
 an image processor configured for:

selecting an initial, predicted focal distance for the imaging subsystem's focusing module with respect to a code symbol;

processing one or more images of a code symbol captured by the imaging subsystem at the initial, predicted focal distance;

if processing a predetermined number of captured images of a code symbol fails to decode the code symbol, then performing an autofocus routine; and  
 if processing a captured image of the code symbol decodes the code symbol, then storing in memory the focal distance associated with the decoded code symbol;

calculating a weighted moving average of the focal distances associated with decoded code symbols stored in memory;

selecting the initial, predicted focal distance based on the calculated, weighted moving average of the stored focal distances.

15. The system for reading code symbols according to claim 14, wherein the image processor is configured to store in memory the initial, predicted focal distance associated with the decoded code symbol if processing a captured image of a code symbol at the initial, predicted focal distance decodes the code symbol.

16. The system for reading code symbols according to claim 14, wherein the image processor is configured to perform an autofocus routine if the number of memorized focal distances associated with previously decoded code symbols is less than a predetermined minimum.

17. The system for reading code symbols according to claim 14, wherein, the image processor is configured to process one or more additional captured images of the code symbol after the image processor performs an autofocus routine.

18. The system for reading code symbols according to claim 14, wherein the imaging subsystem detects the presence of a code symbol within the imaging subsystem's field of view.

19. The system for reading code symbols according to claim 14, comprising an object detection subsystem for detecting the presence of a code symbol within the imaging subsystem's field of view.

20. The system for reading code symbols according to claim 14, comprising a hand-supportable housing, wherein the imaging subsystem and image processor are disposed within the hand-supportable housing.