



US009527633B2

(12) **United States Patent**
Chen

(10) **Patent No.:** **US 9,527,633 B2**
(45) **Date of Patent:** ***Dec. 27, 2016**

(54) **TAMPER-PROOF AND EASY-OPEN SEALING TYPE FOOD CONTAINER**

2543/00222; B65D 2543/00796; B65D 2543/00296; B65D 2543/00194; B65D 2543/00685; B65D 2543/0062

(71) Applicant: **Ya-Chien Chen**, Taipei (TW)

USPC 220/4.23, 266, 270, 834, 833, 839
See application file for complete search history.

(72) Inventor: **Ya-Chien Chen**, Taipei (TW)

(*) Notice: Subject to any disclaimer, the term of this patent is extended or adjusted under 35 U.S.C. 154(b) by 0 days.

(56) **References Cited**

This patent is subject to a terminal disclaimer.

U.S. PATENT DOCUMENTS

(21) Appl. No.: **14/451,518**

(22) Filed: **Aug. 5, 2014**

4,202,464	A *	5/1980	Mohs	B65D 21/0233
					206/515
5,938,068	A *	8/1999	Atkins et al.	220/839
6,883,678	B2 *	4/2005	Chou	220/793
7,073,680	B2 *	7/2006	Boback et al.	220/266
7,118,003	B2 *	10/2006	Sellari et al.	220/266
8,240,505	B1 *	8/2012	Chen	220/793
2010/0181323	A1 *	7/2010	Thaler et al.	220/574

(65) **Prior Publication Data**

US 2015/0298853 A1 Oct. 22, 2015

* cited by examiner

(30) **Foreign Application Priority Data**

Apr. 18, 2014 (TW) 103206742 U
May 20, 2014 (TW) 103208804 U

Primary Examiner — James N Smalley

(74) *Attorney, Agent, or Firm* — Rosenberg, Klein & Lee

(51) **Int. Cl.**

B65D 41/32 (2006.01)

B65D 43/02 (2006.01)

(57) **ABSTRACT**

(52) **U.S. Cl.**

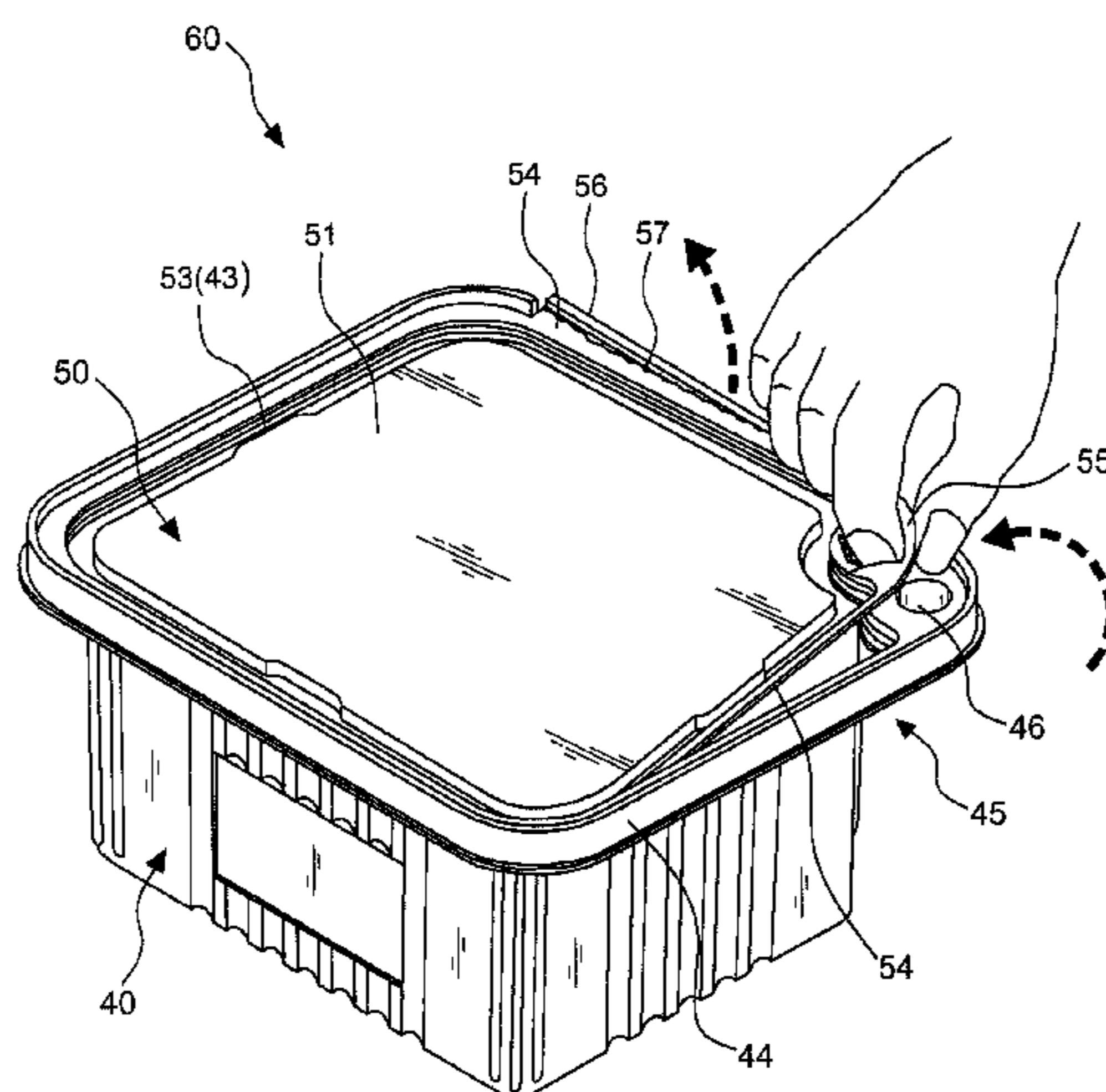
CPC ... **B65D 43/0254** (2013.01); **B65D 2101/0092** (2013.01); **B65D 2543/0062** (2013.01); **B65D 2543/00194** (2013.01); **B65D 2543/00222** (2013.01); **B65D 2543/00296** (2013.01); **B65D 2543/00509** (2013.01); **B65D 2543/00685** (2013.01); **B65D 2543/00731** (2013.01); **B65D 2543/00796** (2013.01); **B65D 2543/00833** (2013.01)

A tamper-proof and easy-open sealing type food container includes a container body and a lid. A peripheral wall of the container body has at least one recessed wall portion disposed in one corner thereof and formed a retracted external space area and concave camber between the recessed wall portion and a hem. A pull tab extends from outside of a sealing rib that can be inserted into the concave camber. Moreover, there are two tamper-proof structures disposed on the lid. The first is that the first score line has to be poked through, and the second is the second score line needs to be torn off when opening the lid. When either structure is tampered, it could be easily distinguished, which ensures the integrity, safety, and qualities of the food inside the container. With these features plus its sealing effect, the present invention has dual function of tamper-proofing and easy-opening.

(58) **Field of Classification Search**

CPC B65D 17/163; B65D 85/70; B65D 43/16; B65D 17/24; B65D 2543/00833; B65D 2543/00953; B65D 43/0254; B65D 2543/00731; B65D 2543/00509; B65D

8 Claims, 10 Drawing Sheets



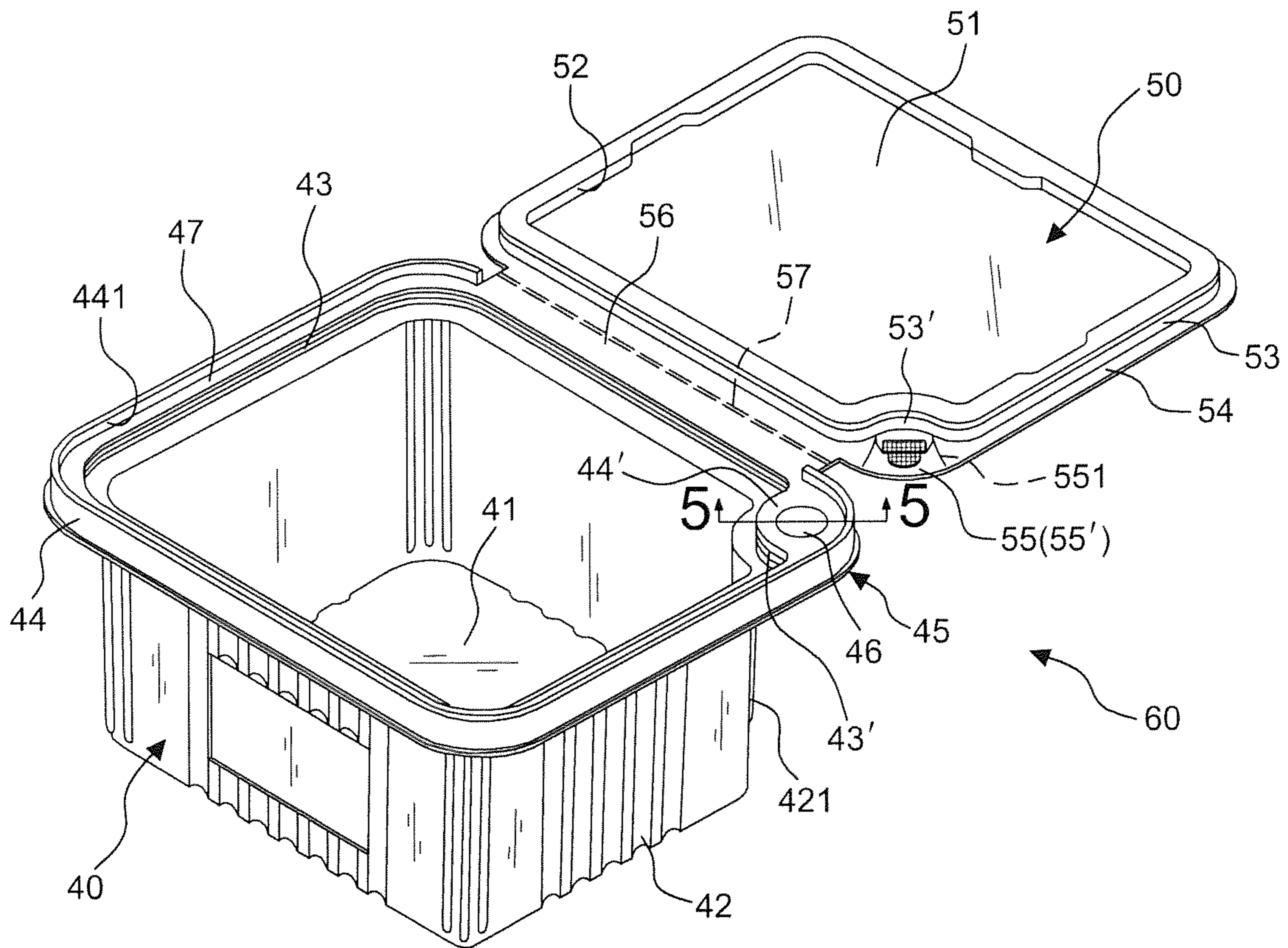


FIG.1

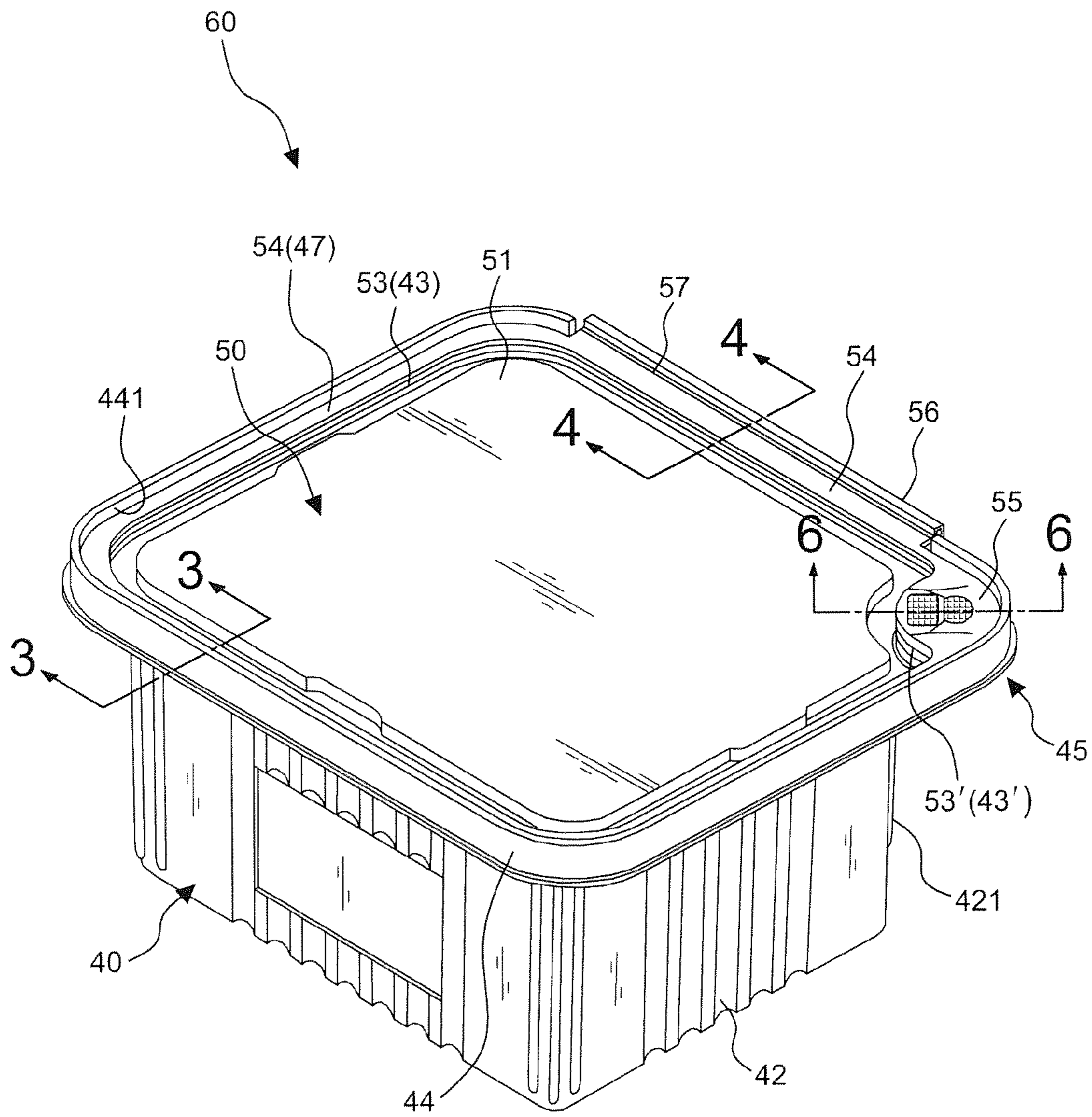


FIG.2

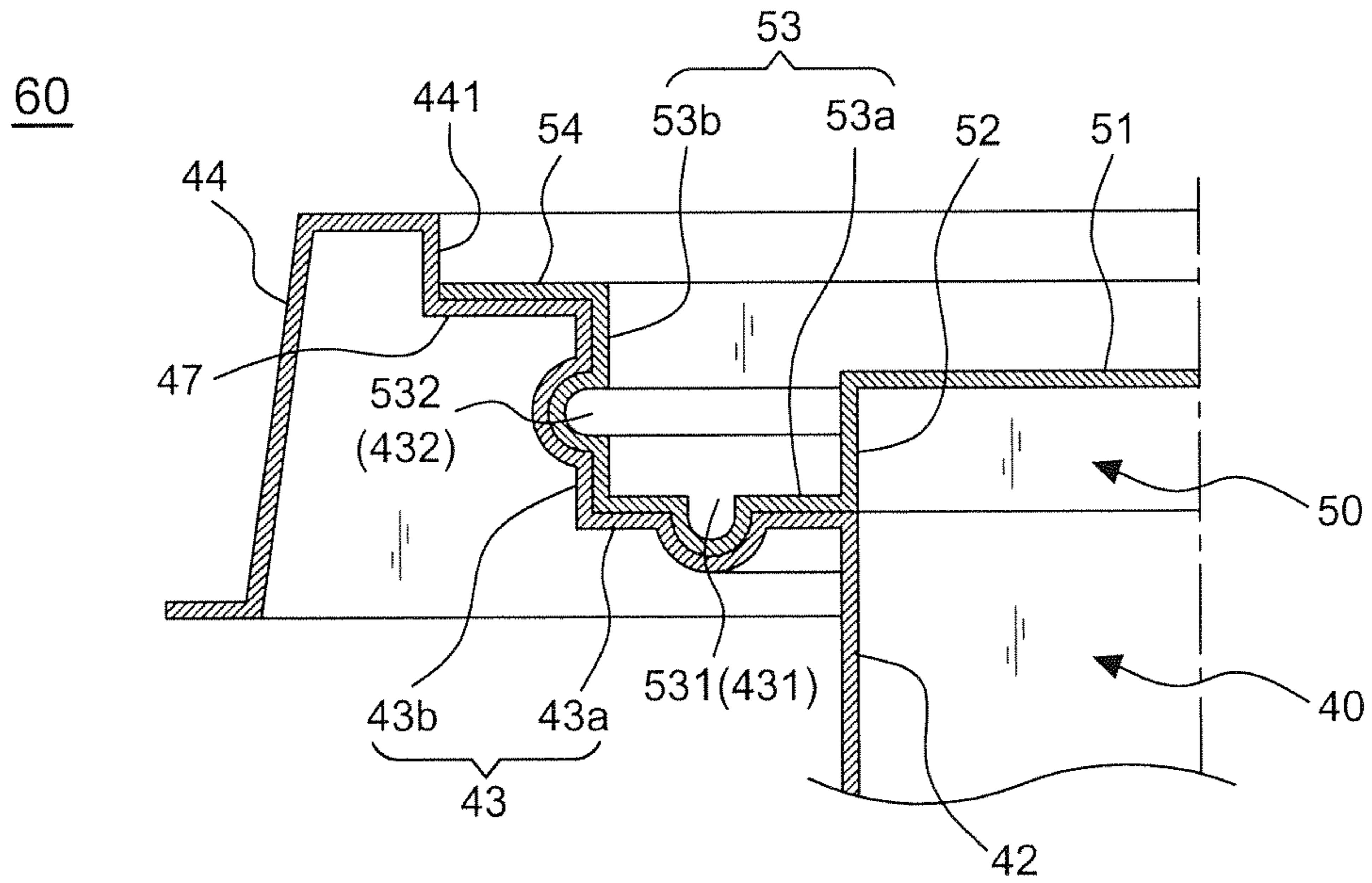


FIG.3

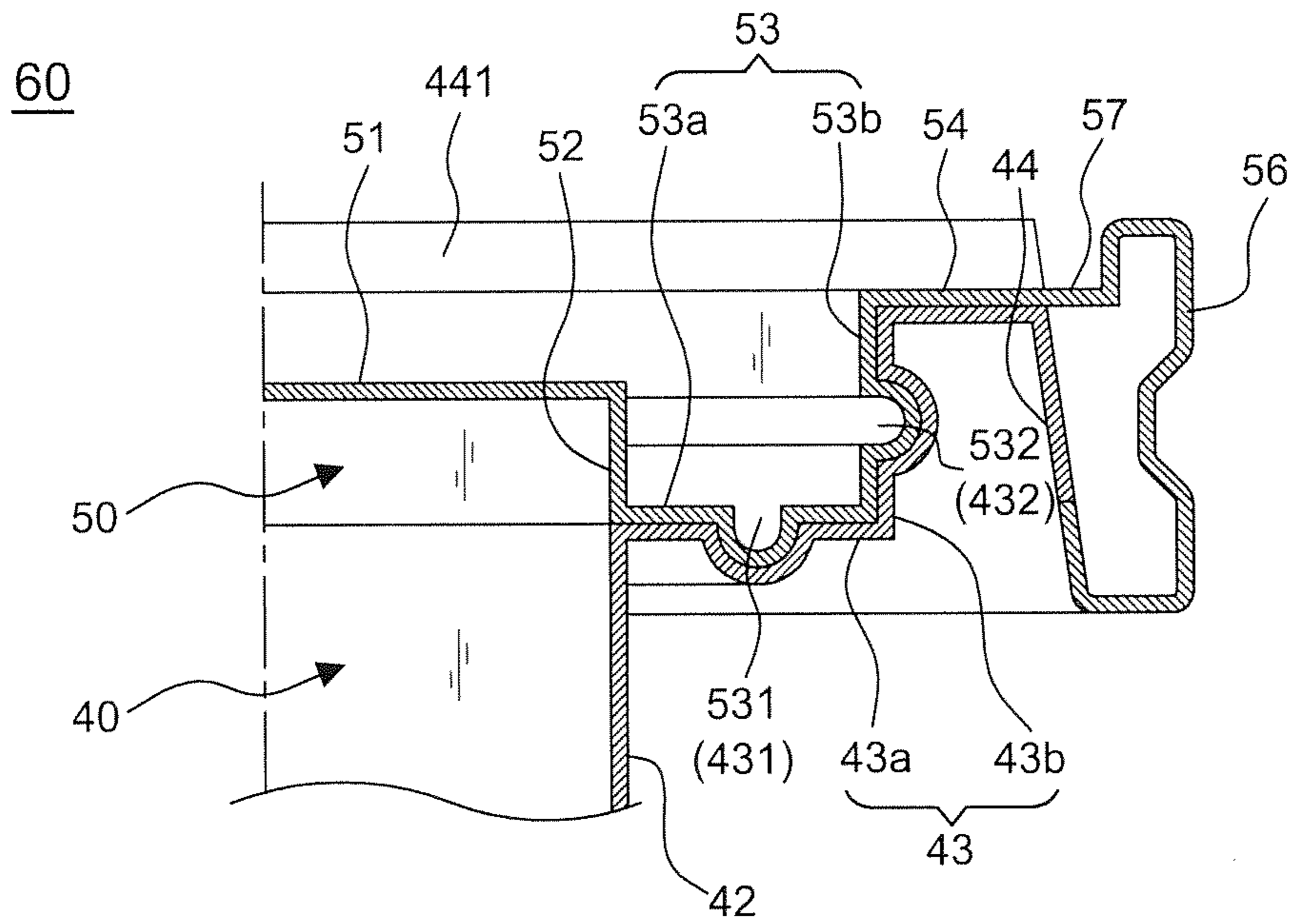


FIG.4

60

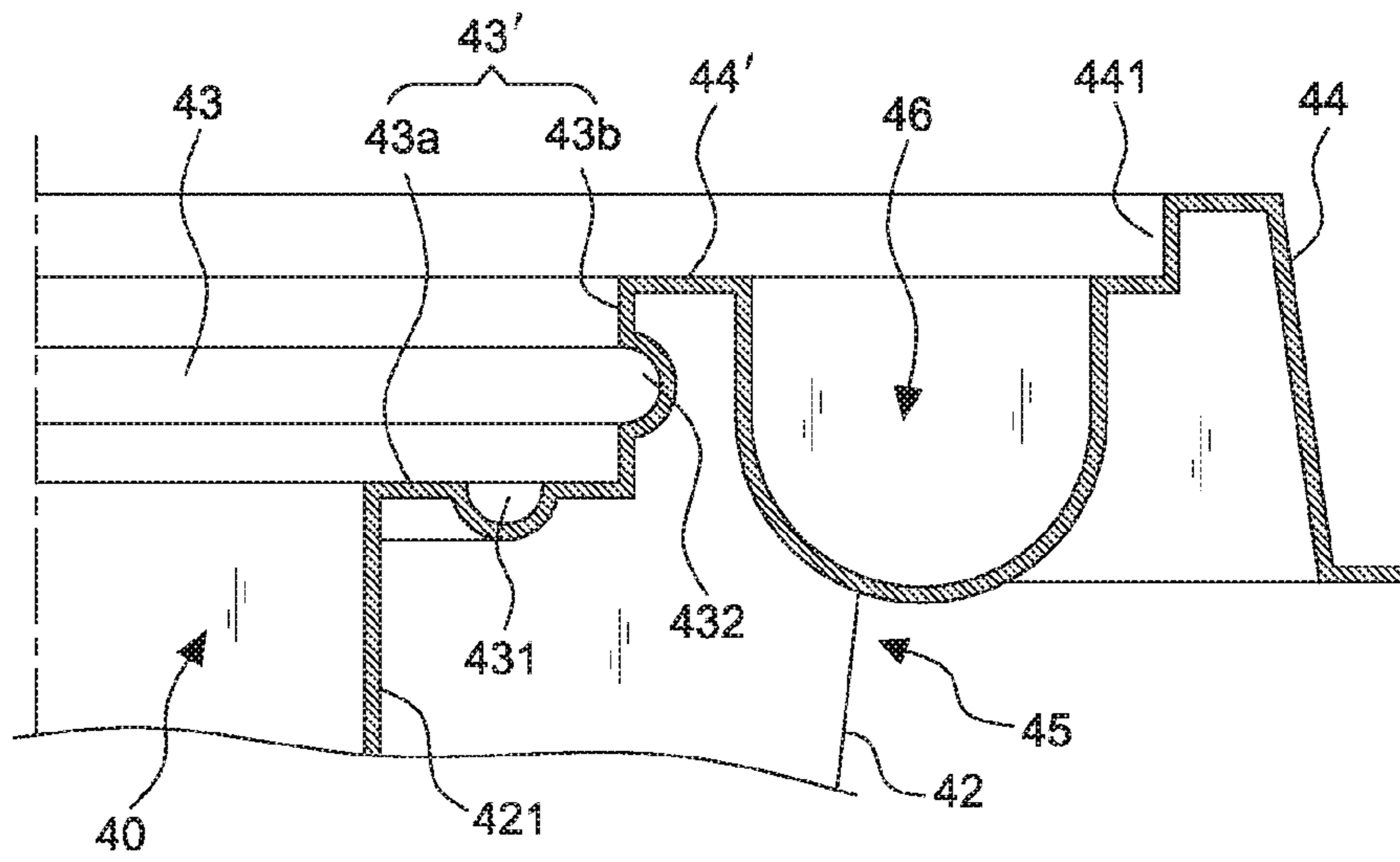


FIG. 5

60

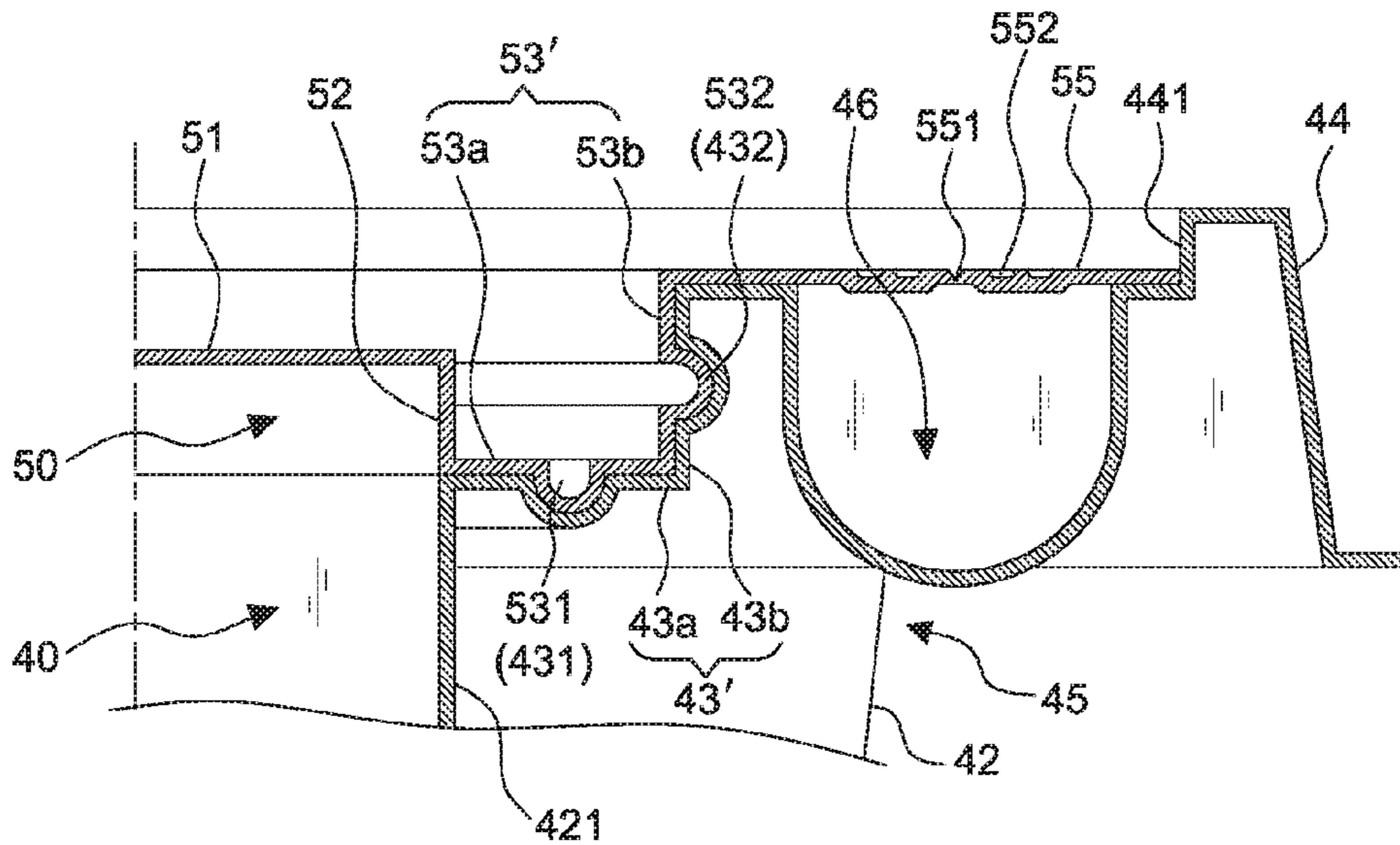


FIG. 6

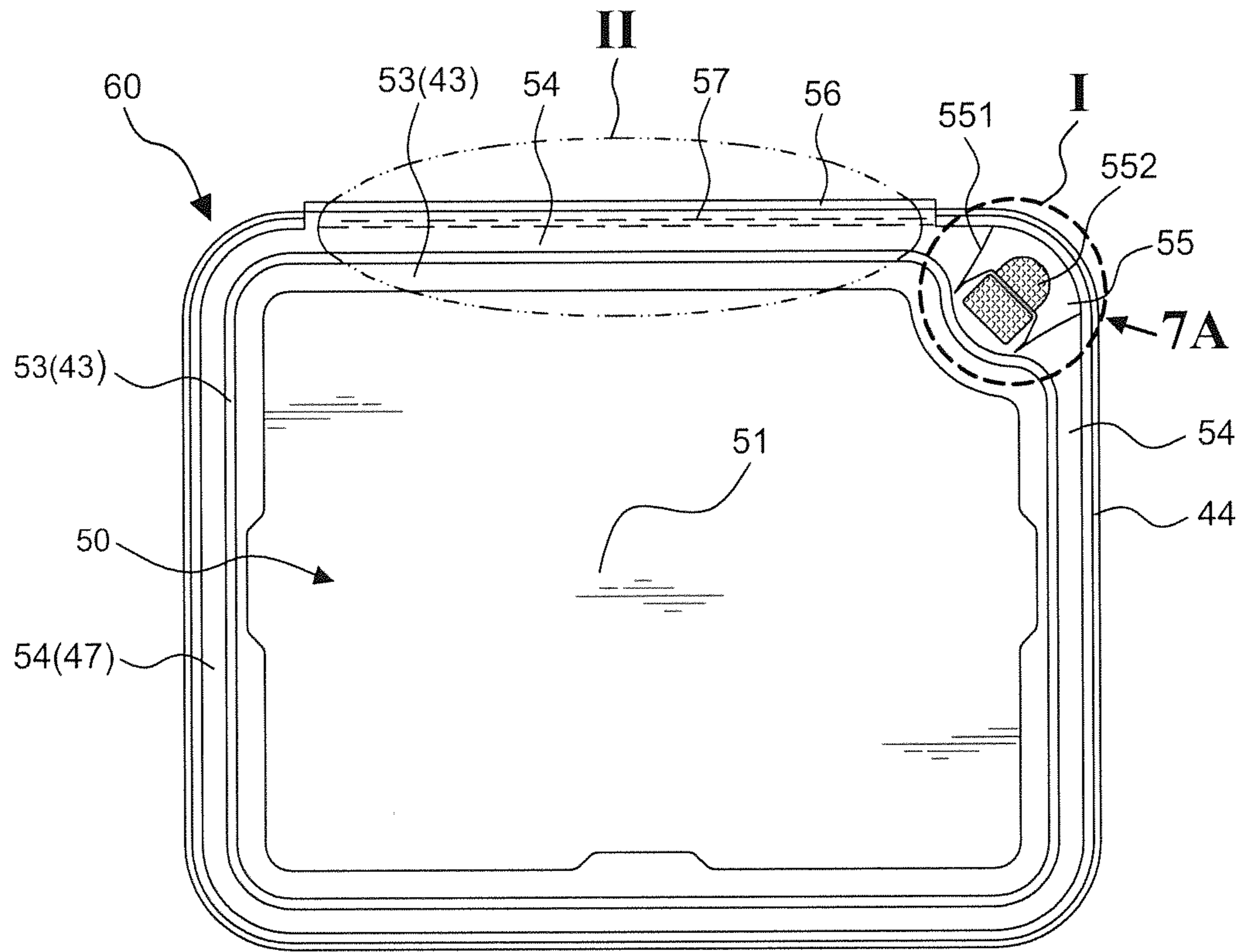


FIG. 7

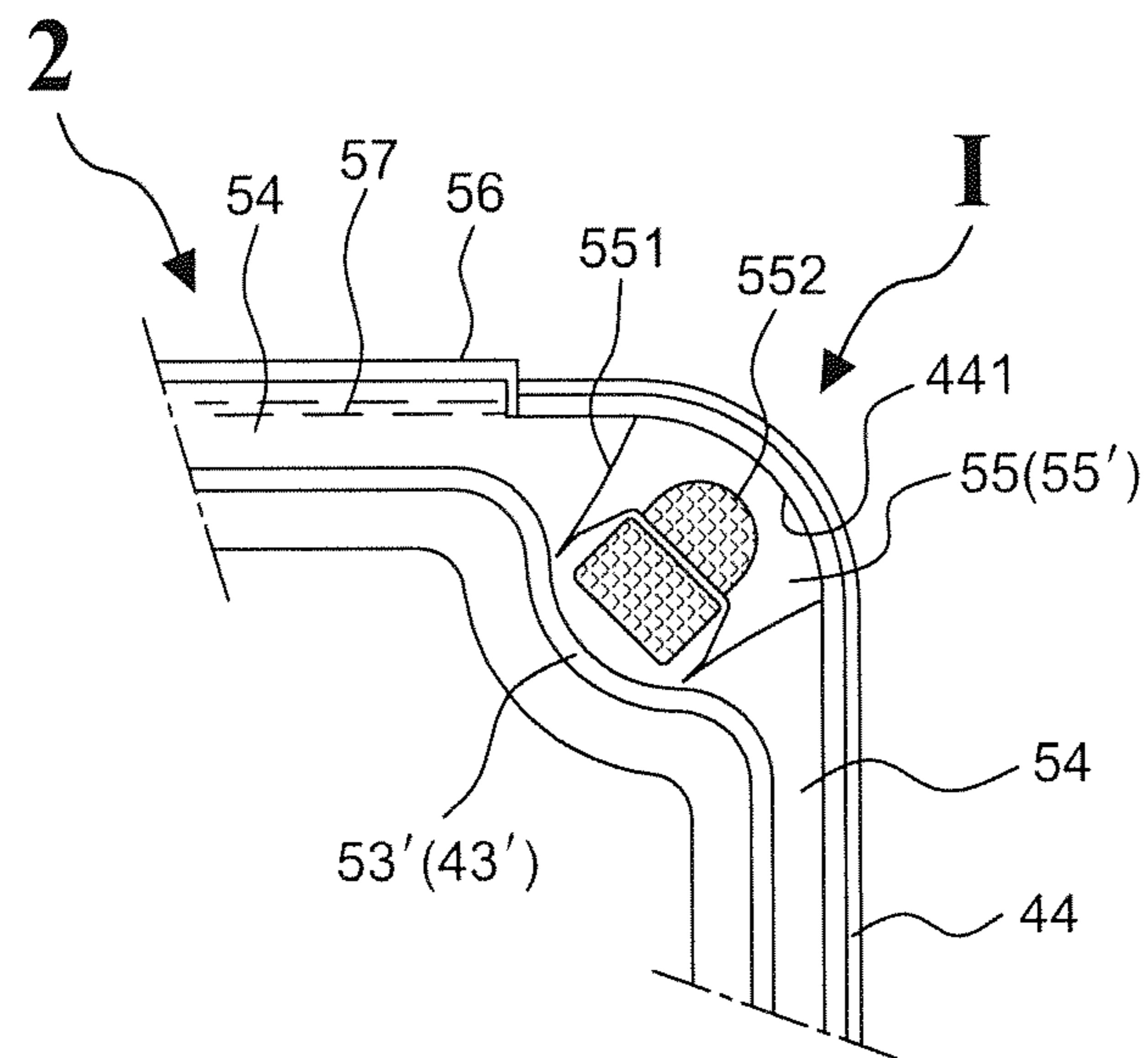


FIG. 7A

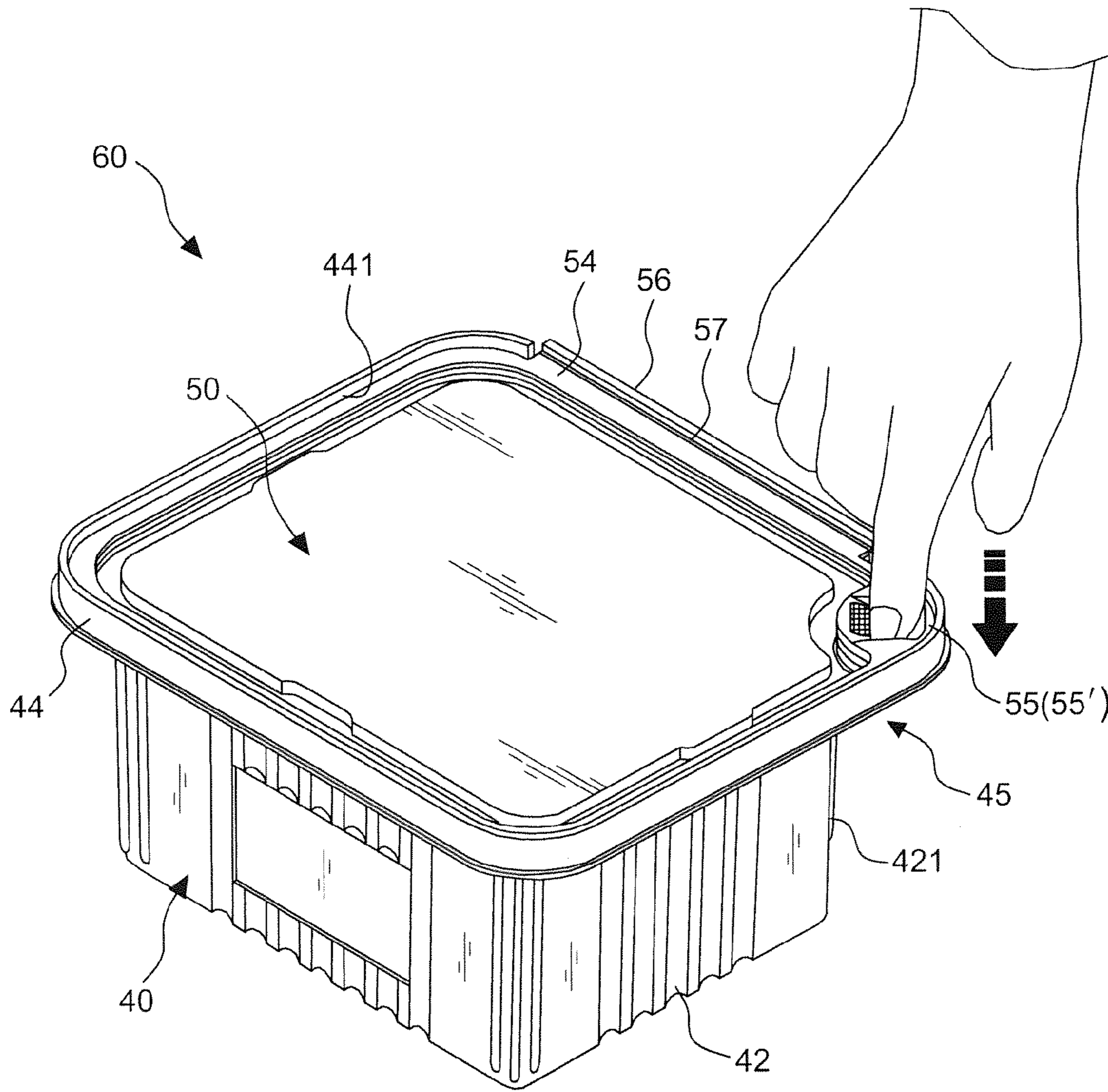


FIG.8

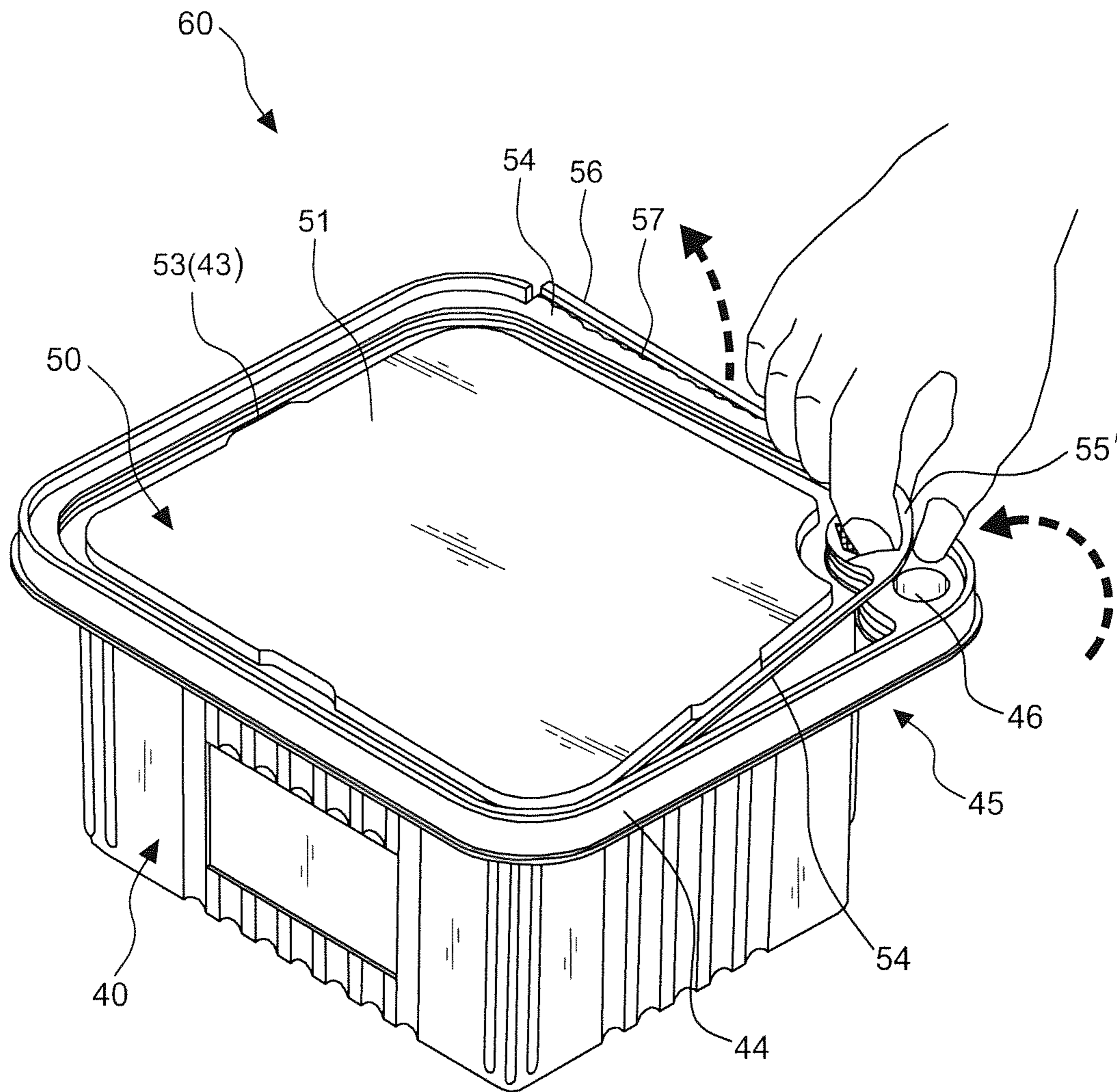


FIG.9

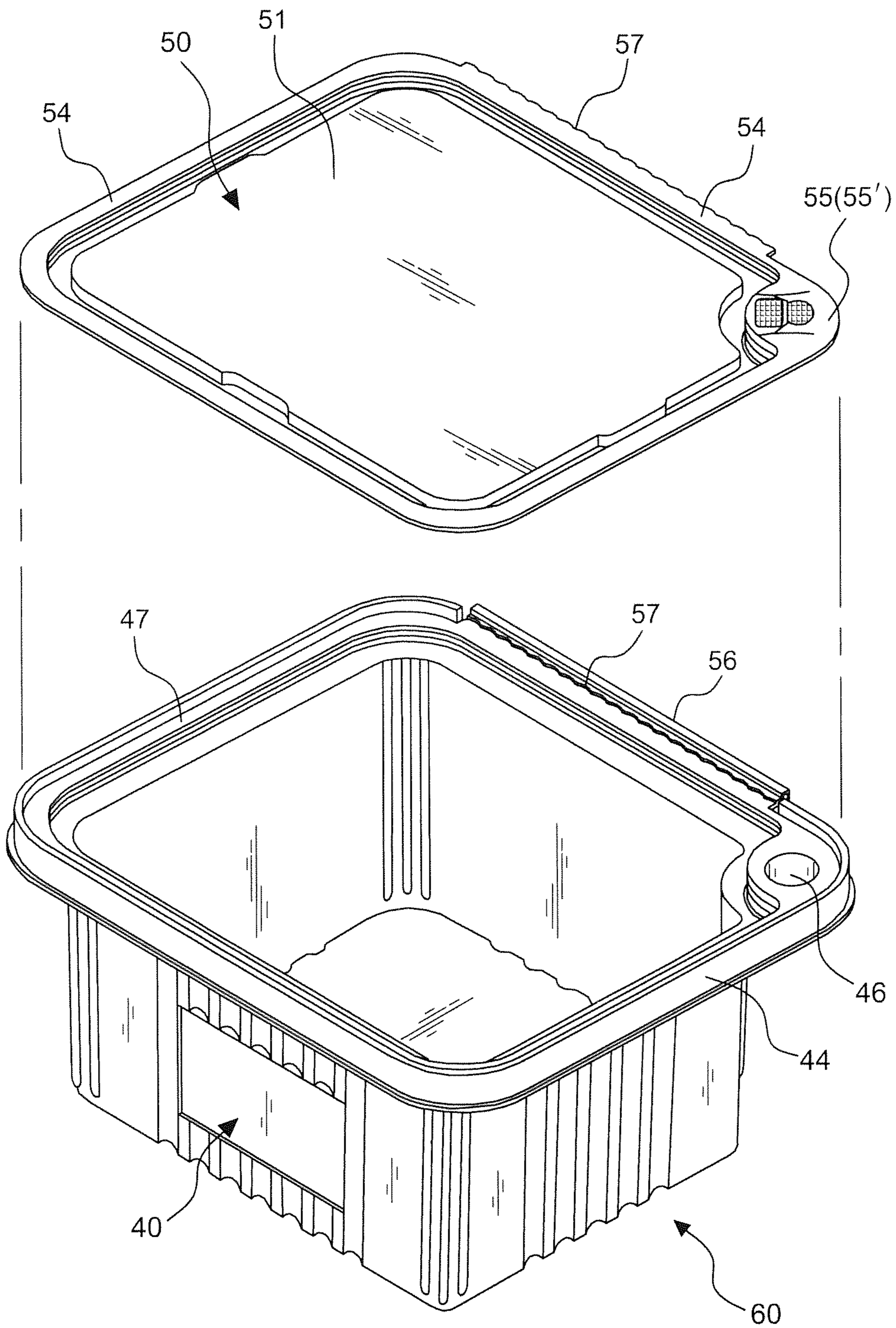


FIG. 10

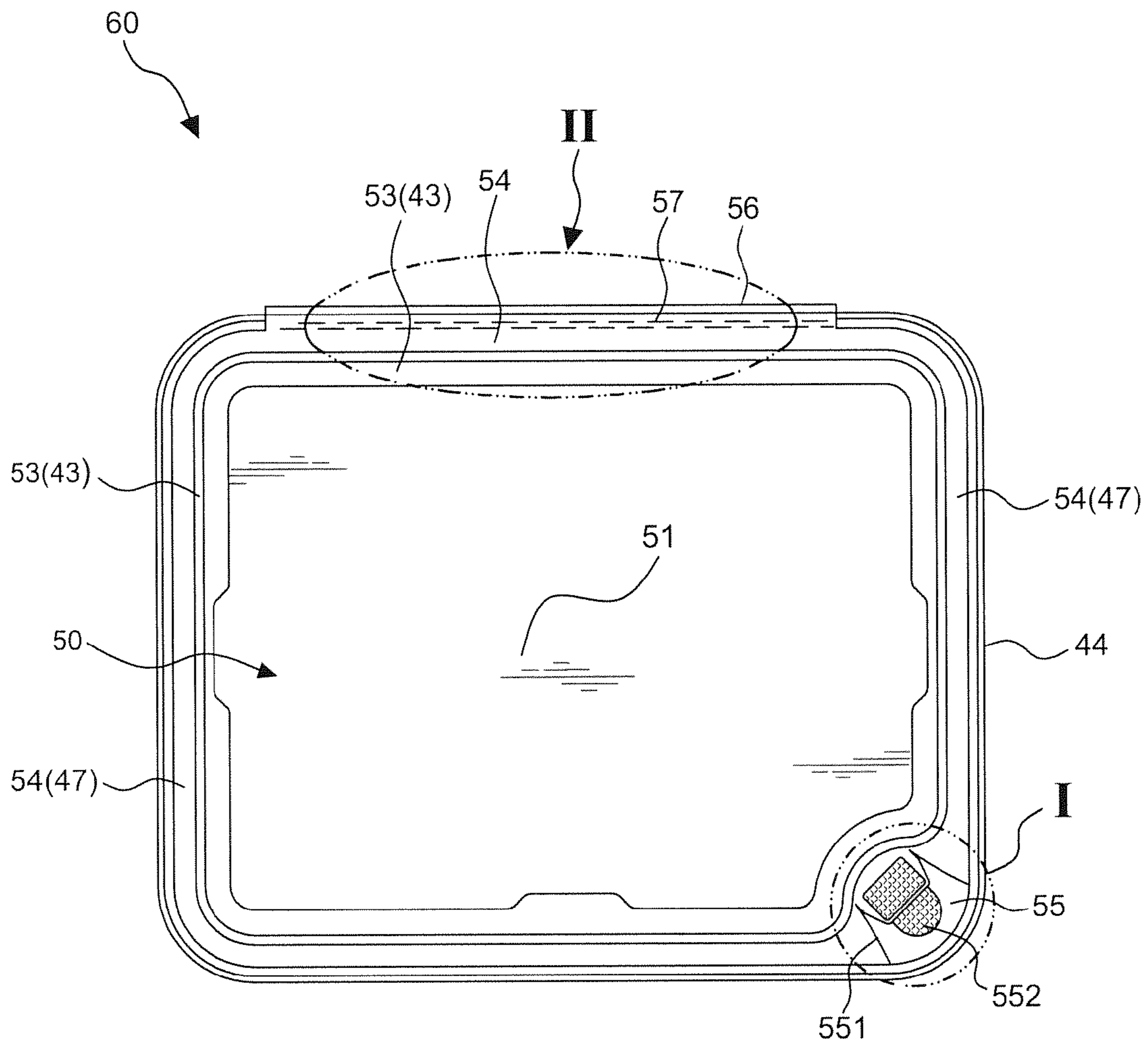


FIG.11

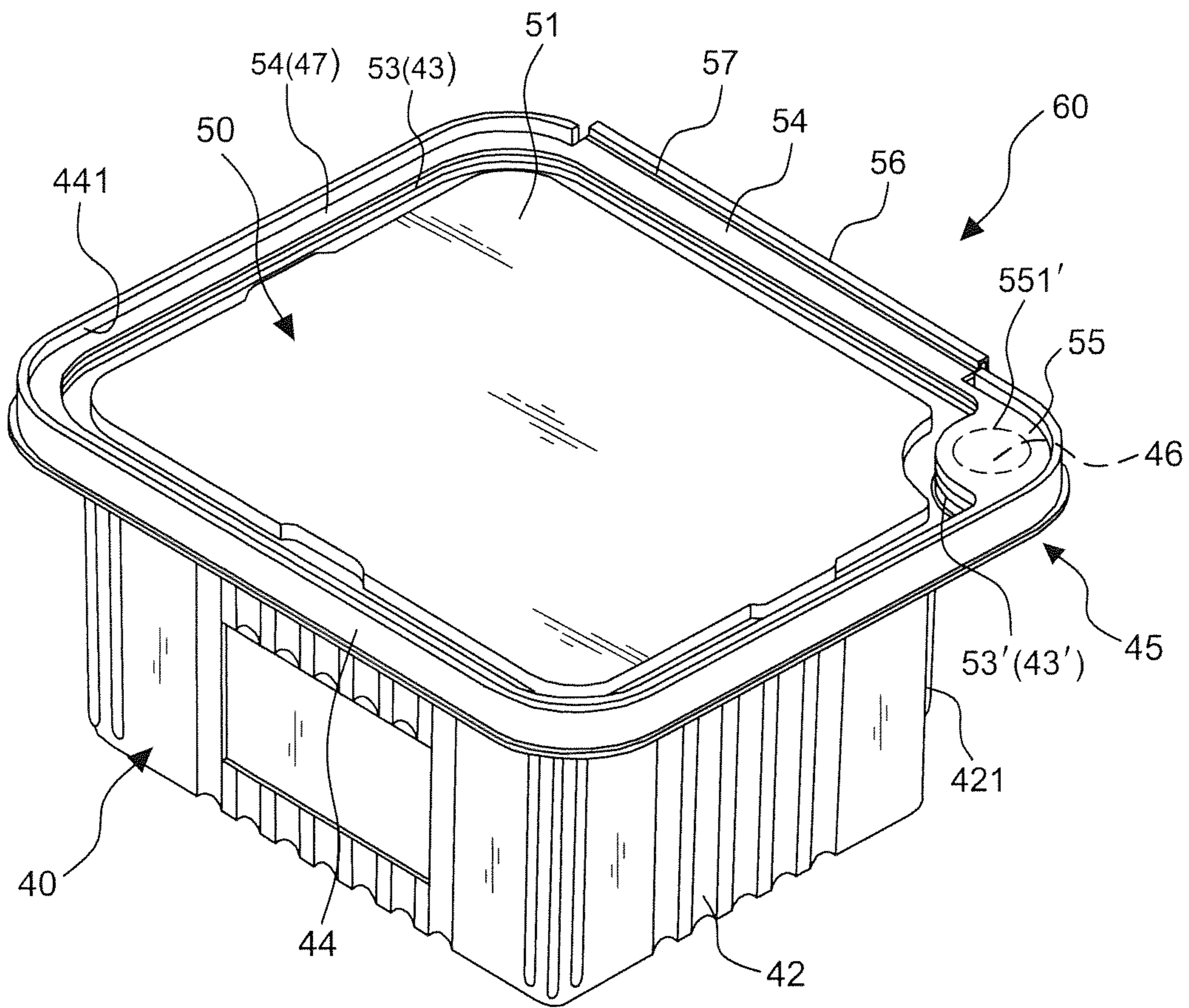


FIG. 12

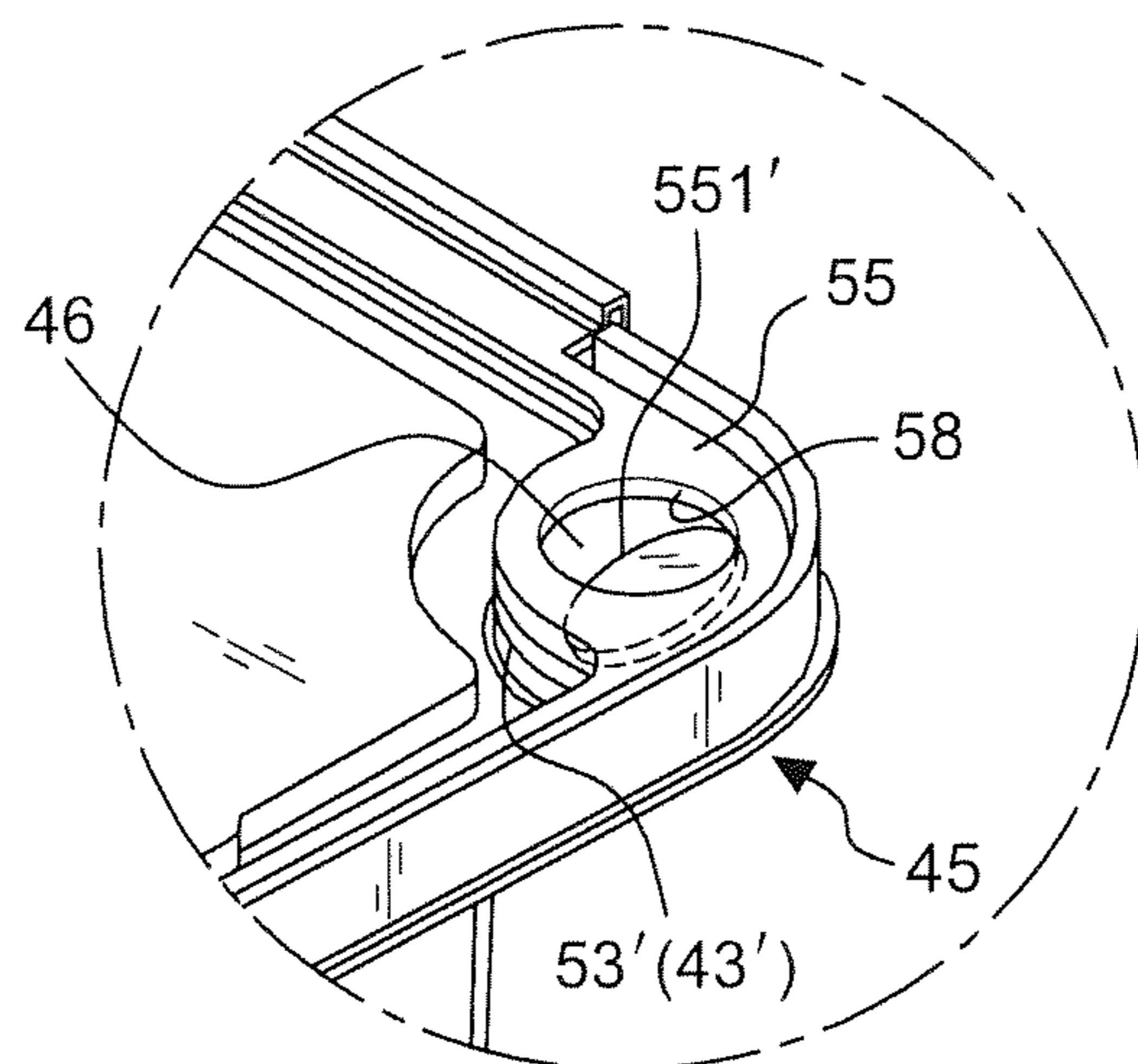


FIG. 12A

1

TAMPER-PROOF AND EASY-OPEN SEALING TYPE FOOD CONTAINER

BACKGROUND OF THE INVENTION

1. Field of the Invention

The present invention relates to food containers, particularly to a tamper-proof and easy-open sealing type food container, which provides excellent sealing effects and facilitates opening.

2. Description of the Related Art

Plastic containers of box, cup and bowl types made by means of vacuum molding are suitable for keeping food fresh.

For keeping jelly, pudding, cheese or other liquid food, the food container must be well sealed to avoid leakage during delivery or transportation.

The U.S. Pat. No. 6,883,678 discloses a food container sealing structure having a horizontal and vertical dual sealing structure to ensure the sealing integrity of the food container and thus prevent leakage during delivery. The U.S. Pat. No. 6,883,678 is invented by the present inventor. According to this design, the container body has a peripheral coupling flange, and the cover has a peripheral coupling flange coupled to the coupling flange of the container body to seal the container body. The coupling flange of the container body has endless concave portions respectively formed in horizontal section and vertical section thereof. The coupling flange of the cover having endless convex portions respectively formed in both horizontal and vertical section thereof and respectively engaged into the endless concave portions of the container body.

This design achieves excellent sealing effects. However, due to tight sealing, it is difficult to open the lid from the container body. Therefore, the present inventor further invented U.S. Pat. No. 8,240,505, entitled "Easy-open sealing type food container" to improve mentioned problem.

Furthermore, the consumers are gradually paying their attention to whether the food containers were opened and tampered by other people. Thus, the U.S. Pat. Nos. 7,073,680 and 7,118,003 have disclosed a tamper-evident food container. However, there would be a strip left after opening the lid, resulting in inconveniences for users. In other words, there is still room for improvement.

Therefore, it is desirable to provide a food container that facilitates opening with excellent sealing effects as well as tamper-proofing function.

SUMMARY OF THE INVENTION

It is a primary object of the present invention to provide a tamper-proof and easy-open sealing type food container with both excellent sealing effects and tamper-proof function, ensuring the integrity, safety, and qualities of the food inside the container for consumers.

Another object of the present invention is to provide a tamper-proof and easy-open sealing type food container which is convenient for the consumers, leaving no strips after opening.

In order to achieve the objects, the present invention includes features as following.

A container body includes a bottom wall and a peripheral wall upwardly extended from the border thereof. Along the top edge of the peripheral wall extends a first sealing rib and a third sealing rib linking up with each other, with a hem outwardly extended from the first and third sealing ribs, and a lip is disposed on the third sealing rib with a concave

2

camber arranged thereon; and an optionally closing lid has a second sealing rib and a fourth sealing rib along the edge respectively corresponding and fitting with the first and third sealing rib when closing the lid, preventing the liquid inside from leakage. A pull tab extending from the fourth sealing rib is arranged to cover the concave camber, on which a first score line is pre-arranged with an irreparable design upon breaking the first score line so as to provide a visible condition of the products for the consumers and shop owners.

According to the features mentioned above, in an applicable embodiment the peripheral wall of the container body has at least one recessed wall portion disposed in one corner thereof, defining a retracted external space area between the recessed wall portion and the hem. The retracted external space area between the recessed wall portion and the hem is arranged at one of the corners of the container body; at the rear side of the lid and the container body, a flexible hinge is arranged, either side of which is close to said retracted external space area, and the bottom of which is joined to the edge of said hem of the container body while the top of which is joined to the lid with a pre-arranged second score line that could be torn off; the area of said hem does not cover said flexible hinge, forming a C shape protrusive hem with a vertical inner side; said inner side of the protrusive hem and first vertical sealing face have a plane surface in-between in accordance with shapes of said flange edge, making the bottom line of said inner side of the protrusive hem corresponding with a fringe of said flange edge when closing up said plane surface; and the pull tab is joined to said flange edge and also covers said concave camber, disposing the fringe of said concave camber close to the bottom line of said inner side of the protrusive hem, and on the pull tab there is a first score line pre-arranged which provides a retaining lug for fingers to hook into when poking through the pull tab along the score lines;

whereby the lid is sealed on the container body with the pull tab covering the concave camber so as to form the first tamper-proof structure, and the flexible hinge at the rear side of said lid and said container body is the second one as the pull tab has to be poked through along the first score line when opening the lid, and then a finger has to hook into the retaining lug upwardly to tear off the second score line of the flexible hinge joined to the pull tab so that the lid could be totally removed from the container body.

With features disclosed above, the lid seals the container body tightly and provides a human friendly operating interface, enabling users to conveniently open the food container with less effort. Besides, there are two tamper-proof structures disposed on the lid. The first is that the first score line has to be poked through when opening the lid, since there is a bottom line of the inner side of the protrusive hem corresponding with the fringe of said flange edge. The second is that the second score line needs to be torn off when opening the lid. When either structure is tampered, it could be easily distinguished, which ensures the integrity, safety, and qualities of the food inside the container. With aforesaid features plus its sealing effect, the present invention has dual function of tamper-proofing and easy-opening.

BRIEF DESCRIPTION OF THE DRAWINGS

FIG. 1 is a perspective view of the present invention with the lid open;

FIG. 2 is a perspective view of the present invention with the lid sealed;

FIG. 3 is a cross-section view along line 3-3 in FIG. 2;

FIG. 4 is a cross-section view along line 4-4 in FIG. 2;
 FIG. 5 is a cross-section view along line 5-5 in FIG. 1;
 FIG. 6 is a cross-section view along line 6-6 in FIG. 2;
 FIG. 7 is a top plan view of FIG. 2;
 FIG. 7A is a partially enlarged schematic view of FIG. 7;
 FIG. 8 is a practical application view of the present invention illustrating the first tamper-proof structure;
 FIG. 9 is a practical application view of the present invention illustrating the second tamper-proof structure; and
 FIG. 10 is a practical application view of the present invention with the lid removed from the container body.
 FIG. 11 is a top plan view of another embodiment of the present invention;
 FIG. 12 is a perspective view of the present invention illustrating another embodiment of the pull tab arrangement;
 FIG. 12A is a practical application view of FIG. 12.

DETAILED DESCRIPTION OF THE PREFERRED EMBODIMENT

Referring to FIGS. 1-10, a preferred embodiment of a tamper-proof and easy-open sealing type food container 60 in accordance with the invention includes a container body 40 and an optionally closing lid 50.

With reference to FIGS. 1-6, the container body 40 comprises a bottom wall 41, a peripheral wall 42 upwardly extended from the border of the bottom wall 41, and a first sealing rib 43 extending along the border of a top edge of the peripheral wall 42. The first sealing rib 43 comprises a first vertical sealing face 43b upwardly extended from a first horizontal sealing face 43a and a hem 44 outwardly extended from the first vertical sealing face 43b.

With reference to FIGS. 1-7, the lid 50 comprises a top wall 51 and a rim 52 wherein the rim 52 downwardly extends from the top wall 51 along the border of the top wall 51 and a second sealing rib 53 extends around the rim 52 to fit the first sealing rib 43. The second sealing rib 53 comprises a second horizontal sealing face 53a for abutting against the first horizontal sealing face 43a, a second vertical sealing face 53b for abutting against the first vertical sealing face 43b and a flange edge 54 outwardly extending from the second vertical sealing face 53b.

Referring to FIGS. 1 and 2, the peripheral wall 42 of the container body 40 has at least one recessed wall portion 421 disposed in one corner thereof and defined a retracted external space area 45 between the recessed wall portion 421 and the hem 44. A recessed third sealing rib 43' extended from the first sealing rib 43. A lip 44' as shown in FIG. 7 disposed at an outer side relative to the recessed third sealing rib 43' and a concave camber 46 formed between the lip 44' and the hem 44. The lid 50 comprises a fourth sealing rib 53' extended from the second sealing rib 53 for abutment against the third sealing rib 43' of the lid 50 and a pull tab 55 extended from an outer side of the fourth sealing rib 53' and inserting into above said concave camber 46.

In this embodiment, the container body 40 further comprises a first sealing groove 431 surrounded by the first sealing rib 43 and the third sealing rib 43', and a second sealing groove 432 extending along the first vertical sealing face 43b. Further, the lid 50 comprises a first engagement protrusion 531 extending along the second horizontal sealing face 53a and adapted for engaging the first sealing groove 431, and a second engagement protrusion 532 adapted for engaging the second sealing groove 432. By means of aforesaid structure, the lid 50 of the present invention is fit for sealing and has improvements in the method of opening the lid 50.

Furthermore, the retracted external space area 45 formed between the recessed wall portion 421 and the hem 44 could be arranged at either side of the corner at the rear of the container body 40. In this preferred embodiment, the retracted external space area 45 is arranged at the right corner of the rear of the container body 40, but the present invention is not limited to such arrangement.

Also, at the rear side of the lid 50 and the container body 40, a flexible hinge 56 is arranged, either side of which is close to the retracted external space area 45, and the bottom of which is joined to the edge of the hem 44 of the container body 40 while the top of which is joined to the lid 50 with a pre-arranged second score line 57 that could be torn off. On the other hand, the area of the hem 44 does not cover the flexible hinge 56, forming a C shape protrusive hem with a vertical inner side 441; said inner side 441 of the protrusive hem and the first vertical sealing face 43b have a plane surface 47 in-between in accordance with shapes of said flange edge 54, making the bottom line of said inner side 441 of the protrusive hem corresponding with a fringe of said flange edge 54 when closing up said plane surface 47. In addition, the pull tab 55 is joined to the flange edge 54 and also covers the concave camber 46, disposing the fringe of said concave camber 46 close to the bottom line of the inner side 441 of the protrusive hem, and on the pull tab 55 there is a first score line 551 pre-arranged which provides a retaining lug 55' for fingers to hook into when poking through the pull tab along the score lines.

In this preferred embodiment, the first score line 551 of said pull tab 55 is arranged in an H shape for a finger to poke through and therefore form a retaining lug 55', and the pull tab 55 could have a coarse surface 552 for easier hooking due to the effect of friction.

As shown in FIG. 7, the lid 50 is sealed on the container body 40 with the pull tab 55 covering the concave camber 46 so as to form the first tamper-proof structure (I), and the flexible hinge 56 at the rear side of said lid 50 and said container body 40 is the second one (II) as the pull tab 55 has to be poked through along the first score line 551 when opening the lid 50, and then a finger has to hook into the retaining lug 55' upwardly to tear off the second score line 57 of the flexible hinge 56 joined to the pull tab 55 so that the lid 50 could be totally removed from the container body 40.

In a preferred embodiment, the second score line 57 of said flexible hinge 56 is connected to the fringe line of the pull tab 55. When the pull tab 55 is hooked upwardly from said concave camber 46, the second score line 57 is torn off by the shear stress as well. Or the pull tab 55 could be arranged at one of the corners. In other words, the deposition of the pull tab 55 is in accordance with the needs of the users.

Referring to FIGS. 8-10, the invention provides a tamper-proof and easy-open sealing type food container 60 which provides an operating space around one corner thereof to facilitate the operation of fingers in lifting the lid 50 from the container body 40 to disengage the fourth sealing rib 53' at the lid 50 from the third sealing rib 43' at the container body 40 with less effort. When the lid 50 is closed on the container body 40, the fourth sealing rib 53' at the lid 50 is sealed with the third sealing rib 43' at the container body 40, keeping the sealing type food container 60 well enclosed and therefore avoiding leakage. Moreover, there are two tamper-proof structures disposed on the lid 50. The first structure is that the first score line 551 has to be poked through when opening the lid 50, since there is a bottom line of the inner side 441 of the protrusive hem corresponding with the fringe of said flange edge 54. The second is that the second score

5

line 57 needs to be torn off when opening the lid 50. When either structure is tampered, it could be easily distinguished, which ensures the integrity, safety, and high qualities of the food inside the container. With aforesaid features plus its sealing effect, the present invention has dual function of tamper-proofing and easy-opening.

With reference to FIGS. 12 and 12A, the first score line 551' shapes a geometric figure with certain square measure which would fall into the concave camber 46 when pressing the pull tab 55 to open the lid 50, forming a hole 58 for a finger to hook into and then open the lid 50.

Although a particular embodiment of the invention has been described in detail for purposes of illustration, various modifications and enhancements may be made without departing from the spirit and scope of the invention. Accordingly, the invention is not to be limited except as by the appended claims.

What is claimed is:

1. A tamper-proof and easy-open sealing type food container comprising:

a container body including a bottom wall and a peripheral wall upwardly extended from the border thereof, said peripheral wall defining a top edge, a first sealing rib and a third sealing rib extending along the top edge of said peripheral wall and linking up with each other, a hem extended transversely from said first and third sealing ribs relative to said peripheral wall, and a lip disposed adjacent said third sealing rib with a concave camber defined thereon; and

lid releasably fastened to the container body, the lid defining an edge, the lid including a second sealing rib and a fourth sealing rib extending along the edge, the second and fourth sealing ribs respectively fitting to retentively engage said first and third sealing ribs and thereby releasably fasten the lid to the container body when closed thereover, in order to prevent liquid inside from leakage, a pull tab configured to cover said concave camber when the lid is closed, said pull tab extending from said fourth sealing rib and initially secured to the lid along a breakable first score line having an irreparable design upon breaking to provide a visible indication thereof;

wherein the lid is initially attached to the container body along a breakable second score line, said second score line extending alongside a portion of said second sealing rib of the lid; and, said pull tab is arranged

6

adjacent an end of said second score line to facilitate breakage thereof responsive to the pull tab being upwardly drawn from said concave camber.

2. The tamper-proof and easy-open sealing type food container as claimed in claim 1, wherein:

each of the first and third sealing ribs has a first horizontal sealing face and a first vertical sealing face,

a first sealing groove is defined on each first horizontal sealing face, and a second sealing groove is defined on each first vertical sealing face,

each of the second and fourth sealing rib has a second horizontal sealing face and a second vertical sealing face, and

a first engagement protrusion is defined on each second horizontal sealing face, and a second engagement protrusion is defined on each second vertical sealing face, when the lid is closed over the container body, said first and second sealing groove fittingly engage said first and second engagement protrusion in order to prevent leakage.

3. The tamper-proof and easy-open sealing type food container as claimed in claim 1, wherein said first score line of the pull tab is arranged substantially in an H shape.

4. The tamper-proof and easy-open sealing type food container as claimed in claim 2, wherein said first score line of the pull tab is arranged substantially in an H shape.

5. The tamper-proof and easy-open sealing type food container as claimed in claim 3, wherein said pull tab has a coarse surface.

6. The tamper-proof and easy-open sealing type food container as claimed in claim 4, wherein said pull tab has a coarse surface.

7. The tamper-proof and easy-open sealing type food container as claimed in claim 1, wherein said first score line shapes a geometric figure depressible into the concave camber upon breakage of said first score line when the pull tab is pressed to open the lid, a hole for hooking engagement by a finger being thereby formed.

8. The tamper-proof and easy-open sealing type food container as claimed in claim 2, wherein said first score line shapes a geometric figure depressible into the concave camber upon breakage of said first score line when the pull tab is pressed to open the lid, a hole for hooking engagement by a finger being thereby formed.

* * * * *