



US009519894B2

(12) **United States Patent**
Bishop et al.

(10) **Patent No.:** **US 9,519,894 B2**
(45) **Date of Patent:** ***Dec. 13, 2016**

(54) **METHODS AND APPARATUS FOR CONDUCTING ELECTRONIC TRANSACTIONS**

(75) Inventors: **Fred Alan Bishop**, Phoenix, AZ (US); **Elliott Harold Glazer**, Chesterfield, VA (US); **Zygmunt Steven Gorgol**, Scottsdale, AZ (US); **William G. Hohle**, Lehi, UT (US); **Michael G. Johnson**, Peoria, AZ (US); **David E. Johnstone**, Cave Creek, AZ (US); **Walter Donald Lake**, Gilbert, AZ (US); **Coby Royer**, University City, MO (US); **Marvin Simkin**, Phoenix, AZ (US); **Nick Swift**, Reading (GB); **Dirk B. White**, Glendale, AZ (US); **Russell Bennett**, Cornville, AZ (US)

(73) Assignee: **Gula Consulting Limited Liability Company**, Dover, DE (US)

(*) Notice: Subject to any disclaimer, the term of this patent is extended or adjusted under 35 U.S.C. 154(b) by 0 days.

This patent is subject to a terminal disclaimer.

(21) Appl. No.: **13/488,284**

(22) Filed: **Jun. 4, 2012**

(65) **Prior Publication Data**
US 2012/0240227 A1 Sep. 20, 2012

Related U.S. Application Data

(60) Continuation of application No. 12/859,046, filed on Aug. 18, 2010, now Pat. No. 8,214,299, which is a (Continued)

(51) **Int. Cl.**
G06Q 20/00 (2012.01)
G06Q 20/10 (2012.01)
(Continued)

(52) **U.S. Cl.**
CPC **G06Q 20/105** (2013.01); **G06Q 20/341** (2013.01); **G06Q 20/363** (2013.01);
(Continued)

(58) **Field of Classification Search**
CPC G06Q 20/085
(Continued)

(56) **References Cited**

U.S. PATENT DOCUMENTS

31,856 A 3/1861 Wilson
97,344 A 11/1869 Berolzheimer
(Continued)

FOREIGN PATENT DOCUMENTS

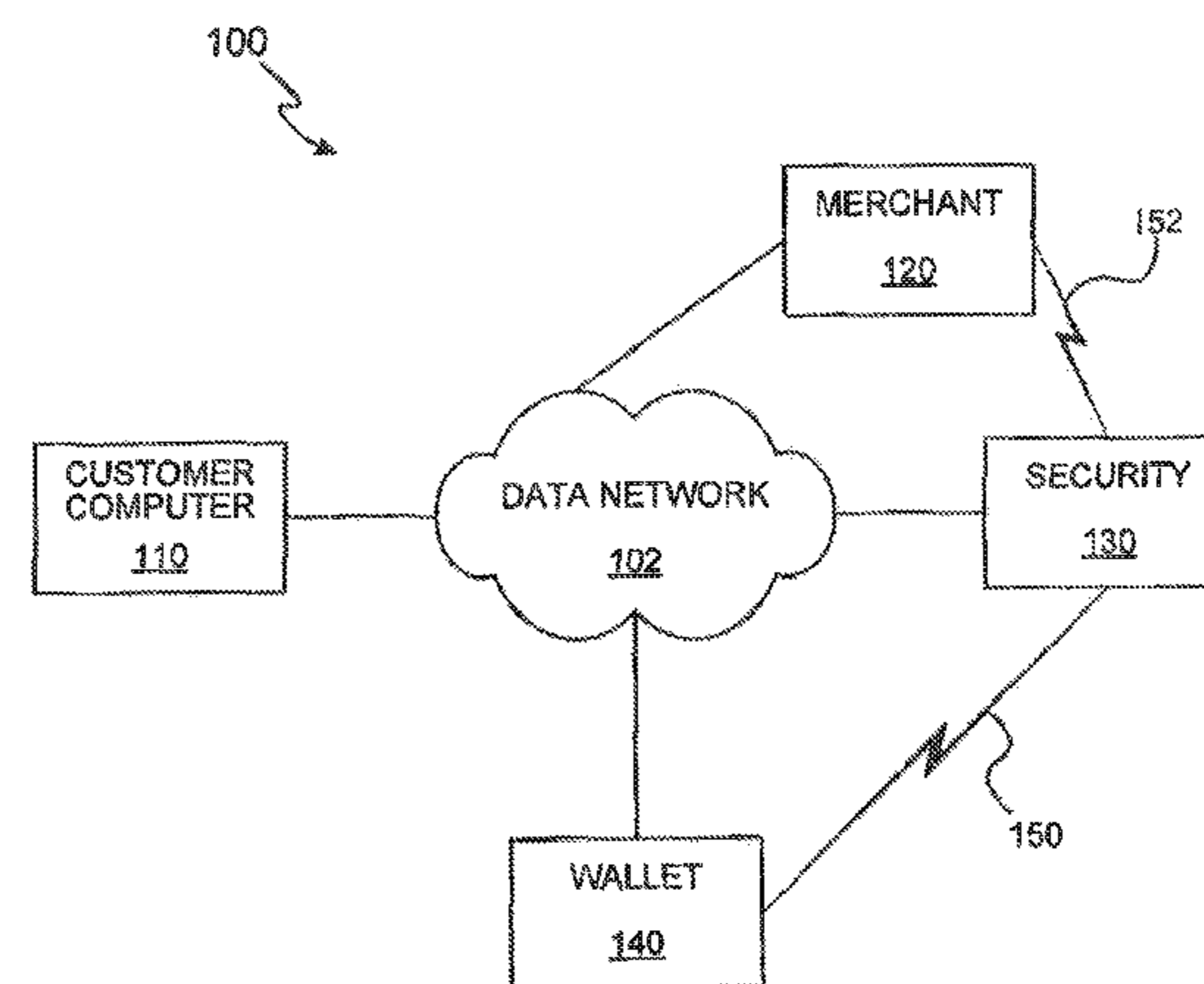
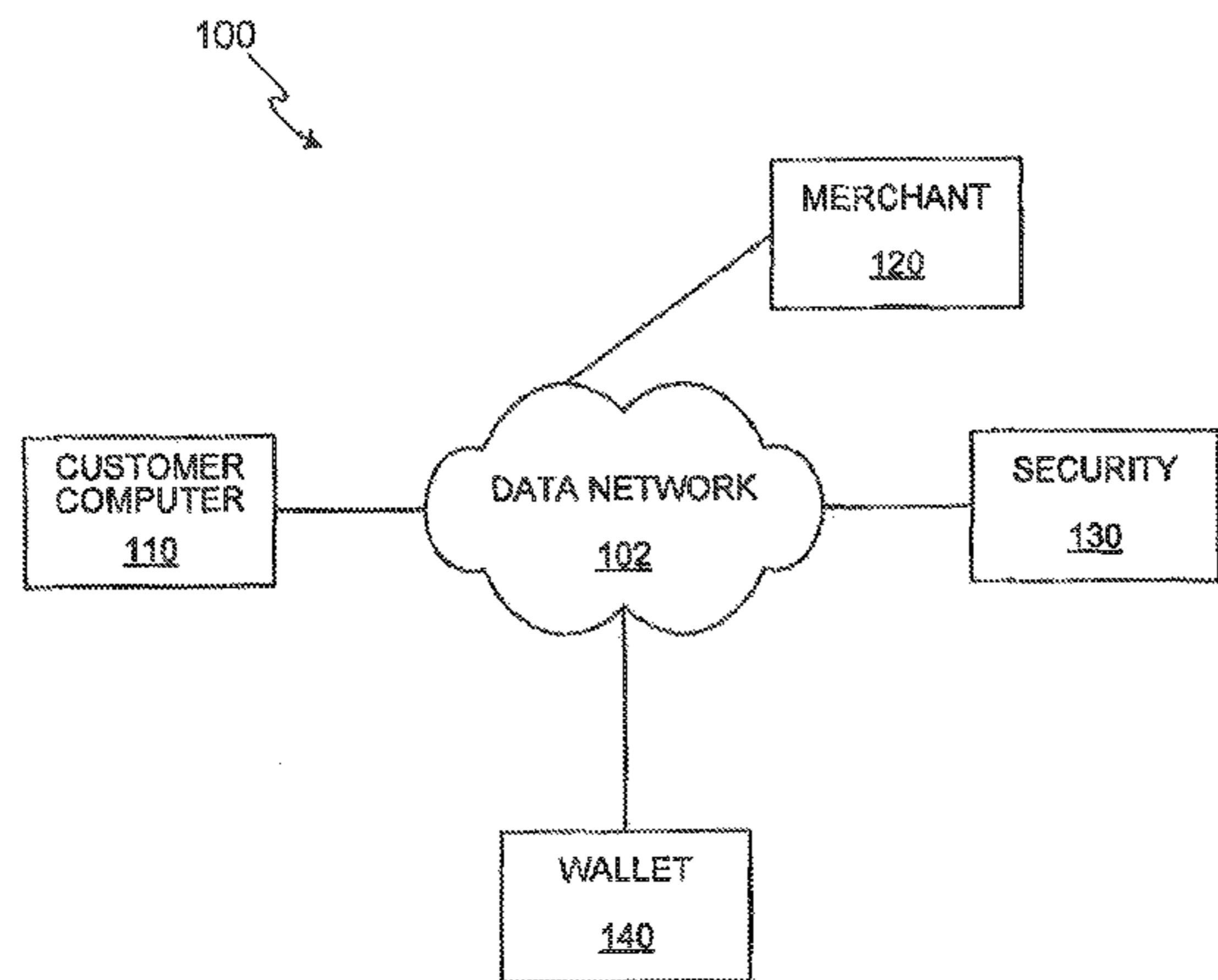
DE 43 39 460 11/1993
EP 0 927 945 9/1998
(Continued)

OTHER PUBLICATIONS

Harris, "How Fingerprint Scanners Work", <http://computerhowstuffworks.com/fingerprint-scanner.htm/printable>, Feb. 18, 2004, 6 pages.
(Continued)

Primary Examiner — Charles C Agwumezie
(74) *Attorney, Agent, or Firm* — Christensen O'Connor Johnson Kindness PLLC

(57) **ABSTRACT**
A system and method for conducting electronic commerce are disclosed. In various embodiments, the electronic transaction is a purchase transaction. A user is provided with an intelligent token, such as a smartcard containing a digital certificate. The intelligent token suitably authenticates with a server on a network that conducts all or portions of the transaction on behalf of the user. In various embodiments a wallet server interacts with a security server to provide enhanced reliability and confidence in the transaction. In various embodiments, the wallet server includes a toolbar. In (Continued)



various embodiments, the digital wallet pre-fills forms. Forms may be pre-filled using an auto-remember component.

19 Claims, 13 Drawing Sheets

Related U.S. Application Data

continuation of application No. 10/821,379, filed on Apr. 9, 2004, now Pat. No. 7,801,827, which is a division of application No. 09/652,899, filed on Aug. 31, 2000, now Pat. No. 7,343,351.

(60) Provisional application No. 60/151,880, filed on Aug. 31, 1999, provisional application No. 60/164,668, filed on Nov. 9, 1999, provisional application No. 60/165,577, filed on Nov. 15, 1999, provisional application No. 60/201,635, filed on May 3, 2000.

(51) **Int. Cl.**

- G06Q 20/34* (2012.01)
- G06Q 20/36* (2012.01)
- G06Q 20/38* (2012.01)
- G06Q 20/40* (2012.01)
- G06Q 30/06* (2012.01)
- G07F 7/08* (2006.01)
- G07F 7/10* (2006.01)

(52) **U.S. Cl.**

- CPC *G06Q 20/367* (2013.01); *G06Q 20/3674* (2013.01); *G06Q 20/382* (2013.01); *G06Q 20/401* (2013.01); *G06Q 20/4097* (2013.01); *G06Q 30/0613* (2013.01); *G07F 7/0866* (2013.01); *G07F 7/1008* (2013.01)

(58) **Field of Classification Search**

USPC 705/67
See application file for complete search history.

(56) **References Cited**

U.S. PATENT DOCUMENTS

4,453,074 A	6/1984	Weinstein
4,582,985 A	4/1986	Lofberg
4,747,147 A	5/1988	Sparrow
4,993,068 A	2/1991	Piosenka et al.
5,175,416 A	12/1992	Mansvelt et al.
5,180,902 A	1/1993	Schick et al.
5,193,114 A	3/1993	Moseley
5,245,329 A	9/1993	Gokcebay
5,321,751 A	6/1994	Ray et al.
5,438,184 A	8/1995	Roberts et al.
5,461,217 A	10/1995	Claus
5,513,272 A	4/1996	Bogosian, Jr.
5,521,966 A	5/1996	Friedes et al.
5,534,857 A	7/1996	Laing et al.
5,539,825 A	7/1996	Akiyama
5,541,582 A	7/1996	Wagner et al.
5,559,504 A	9/1996	Itsumi et al.
5,559,825 A	9/1996	Scalora
5,559,887 A	9/1996	Davis et al.
5,577,121 A	11/1996	Davis et al.
5,581,630 A	12/1996	Bonneau, Jr.
5,590,038 A	12/1996	Pitroda
5,590,197 A	12/1996	Chen et al.
5,602,918 A	2/1997	Chen et al.
5,604,801 A	2/1997	Dolan et al.
5,613,001 A	3/1997	Bakhoun
5,668,876 A	9/1997	Falk et al.
5,677,953 A	10/1997	Dolphin
5,721,781 A	2/1998	Deo et al.

5,737,439 A	4/1998	Lapsley et al.
5,739,512 A	4/1998	Tognazzini
5,742,756 A	4/1998	Dillaway et al.
5,742,845 A	4/1998	Wagner
5,757,917 A	5/1998	Rose et al.
5,764,789 A	6/1998	Pare, Jr. et al.
5,778,173 A	7/1998	Apte
5,796,831 A	8/1998	Paradinas et al.
5,799,087 A	8/1998	Rosen
5,806,045 A	9/1998	Borge et al.
5,815,252 A	9/1998	Price-Francis
5,815,657 A	9/1998	Williams et al.
5,826,241 A	10/1998	Stein et al.
5,832,212 A	11/1998	Cragun et al.
5,835,894 A	11/1998	Adcock et al.
5,857,079 A	1/1999	Claus et al.
5,869,822 A	2/1999	Meadows et al.
5,875,432 A	2/1999	Sehr
5,884,271 A	3/1999	Pitroda
5,884,292 A	3/1999	Baker et al.
5,889,941 A	3/1999	Tushie et al.
5,892,211 A	4/1999	Davis et al.
5,898,838 A	4/1999	Wagner
5,901,239 A	5/1999	Kamei
5,905,908 A	5/1999	Wagner
5,907,620 A	5/1999	Klemba et al.
5,912,446 A	6/1999	Wong et al.
5,913,024 A	6/1999	Green et al.
5,915,973 A	6/1999	Hoehn-Saric et al.
5,917,913 A	6/1999	Wang
5,917,925 A	6/1999	Moore
5,920,058 A	7/1999	Weber et al.
5,920,629 A	7/1999	Rosen
5,920,847 A	7/1999	Kolling et al.
5,930,767 A	7/1999	Reber et al.
5,931,917 A	8/1999	Nguyen et al.
5,936,226 A	8/1999	Aucsmith
5,942,761 A	8/1999	Tuli
5,987,155 A	11/1999	Dunn et al.
5,988,497 A	11/1999	Wallace
5,995,014 A	11/1999	DiMaria
6,012,039 A	1/2000	Hoffman et al.
6,012,636 A	1/2000	Smith
6,016,476 A	1/2000	Maes et al.
RE36,580 E	2/2000	Bogosian et al.
6,026,293 A	2/2000	Osborn
6,041,410 A	3/2000	Hsu et al.
6,073,237 A	6/2000	Ellison
6,076,163 A	6/2000	Hoffstein et al.
6,095,413 A	8/2000	Tetro et al.
6,101,477 A	8/2000	Hohle et al.
6,104,922 A	8/2000	Baumann
6,116,736 A	9/2000	Stark et al.
6,120,461 A	9/2000	Smyth
6,141,752 A	10/2000	Dancs et al.
6,148,093 A	11/2000	McConnell et al.
6,154,879 A	11/2000	Pare et al.
6,189,098 B1	2/2001	Kaliski, Jr.
6,199,079 B1	3/2001	Gupta et al.
6,219,639 B1	4/2001	Bakis et al.
6,223,984 B1	5/2001	Renner et al.
6,230,288 B1 *	5/2001	Kuo G06F 21/564 714/38.14
6,233,348 B1	5/2001	Fujii et al.
6,240,188 B1	5/2001	Dondeti et al.
6,257,486 B1	7/2001	Teicher et al.
6,257,620 B1	7/2001	Kenney
6,263,446 B1	7/2001	Kausik et al.
6,268,788 B1	7/2001	Gray
6,269,348 B1	7/2001	Pare, Jr. et al.
6,272,641 B1 *	8/2001	Ji G06F 21/51 380/252
6,298,444 B1	10/2001	Foss et al.
6,298,445 B1	10/2001	Shostack et al.
6,307,956 B1	10/2001	Black
6,321,337 B1	11/2001	Reshef et al.
6,325,285 B1	12/2001	Baratelli
6,327,578 B1 *	12/2001	Linehan G06Q 20/02 705/65

(56)

References Cited

U.S. PATENT DOCUMENTS

6,332,193	B1	12/2001	Glass et al.	2002/0072349	A1	6/2002	Geiselman et al.
6,360,953	B1	3/2002	Lin et al.	2002/0073025	A1	6/2002	Tanner et al.
6,424,249	B1	7/2002	Houvener	2002/0083320	A1	6/2002	Vatanen
6,446,862	B1	9/2002	Mann	2002/0087869	A1	7/2002	Kim
6,473,794	B1	10/2002	Guheen et al.	2002/0095587	A1	7/2002	Doyle
6,480,825	B1	11/2002	Sharma et al.	2002/0095588	A1	7/2002	Shigematsu et al.
6,483,929	B1	11/2002	Murakami et al.	2002/0097142	A1	7/2002	Janiak et al.
6,487,660	B1	11/2002	Vanstone et al.	2002/0108062	A1	8/2002	Nakajima et al.
6,491,639	B1	12/2002	Turcott	2002/0111917	A1	8/2002	Hoffman
6,496,594	B1	12/2002	Prokoski	2002/0128977	A1	9/2002	Nambiar et al.
6,519,565	B1	2/2003	Clements et al.	2002/0133725	A1	9/2002	Roy et al.
6,539,101	B1	3/2003	Black	2002/0138351	A1	9/2002	Houvener et al.
6,560,581	B1	5/2003	Fox et al.	2002/0140542	A1	10/2002	Prokoski et al.
6,567,794	B1	5/2003	Cordery et al.	2002/0147600	A1	10/2002	Waters et al.
6,588,660	B1	7/2003	Buescher et al.	2002/0152123	A1	10/2002	Giordano et al.
6,588,673	B1	7/2003	Chan et al.	2002/0153424	A1	10/2002	Li
6,591,249	B2	7/2003	Zoka	2002/0163421	A1	11/2002	Wang et al.
6,601,759	B2	8/2003	Fife et al.	2002/0169673	A1	11/2002	Prorock et al.
6,601,762	B2	8/2003	Piotrowski	2002/0178063	A1	11/2002	Gravelle et al.
6,609,656	B1	8/2003	Elledge	2002/0178124	A1	11/2002	Lewis
6,629,591	B1	10/2003	Griswold et al.	2002/0178369	A1	11/2002	Black
6,636,620	B1	10/2003	Hoshino	2002/0179704	A1	12/2002	Deaton
6,647,493	B1	11/2003	Occhipinti et al.	2002/0186133	A1	12/2002	Loof
6,662,166	B2	12/2003	Pare, Jr. et al.	2002/0188855	A1	12/2002	Nakayama et al.
6,669,086	B2	12/2003	Abdi et al.	2002/0190124	A1	12/2002	Piotrowski
6,675,153	B1	1/2004	Cook et al.	2002/0191816	A1	12/2002	Maritzen et al.
6,681,328	B1	1/2004	Harris et al.	2003/0001006	A1	1/2003	Lee
6,697,947	B1	2/2004	Matyas, Jr. et al.	2003/0004866	A1	1/2003	Huennekens et al.
6,703,918	B1	3/2004	Kita	2003/0004881	A1	1/2003	Shinzaki et al.
6,765,470	B2	7/2004	Shinazaki	2003/0009382	A1	1/2003	D'Arbeloff et al.
6,799,270	B1	9/2004	Bull et al.	2003/0037264	A1	2/2003	Ezaki et al.
6,799,726	B2	10/2004	Stockhammer	2003/0046237	A1	3/2003	Uberti
6,816,058	B2	11/2004	McGregor et al.	2003/0046540	A1	3/2003	Nakamura et al.
6,819,219	B1	11/2004	Bolle et al.	2003/0061172	A1	3/2003	Robinson
6,834,795	B1	12/2004	Rasmussen et al.	2003/0074317	A1	4/2003	Hofi
6,873,974	B1	3/2005	Schutzer	2003/0086591	A1	5/2003	Simon
6,877,097	B2	4/2005	Hamid et al.	2003/0093187	A1	5/2003	Walker
6,898,299	B1	5/2005	Brooks	2003/0097344	A1	5/2003	Chaum et al.
H0002120	H	7/2005	Cudlitz	2003/0106935	A1	6/2003	Burchette, Jr.
6,914,517	B2	7/2005	Kinsella	2003/0112120	A1	6/2003	Seifert
6,925,439	B1	8/2005	Pitroda	2003/0120626	A1	6/2003	Piotroski
6,925,565	B2	8/2005	Black	2003/0122120	A1	7/2003	Brazis et al.
6,928,181	B2	8/2005	Brooks	2003/0123714	A1	7/2003	O'Gorman et al.
6,931,538	B1	8/2005	Sawaguchi	2003/0125054	A1	7/2003	Garcia
6,934,861	B2	8/2005	Haala	2003/0132297	A1	7/2003	McCall et al.
6,944,768	B2	9/2005	Siegel et al.	2003/0149661	A1	8/2003	Mitchell et al.
7,010,700	B1	3/2006	Foss et al.	2003/0150911	A1	8/2003	Joseph
7,085,931	B1	8/2006	Smith et al.	2003/0152252	A1	8/2003	Kondo et al.
7,096,494	B1	8/2006	Chen	2003/0155416	A1	8/2003	Macklin et al.
7,134,024	B1	11/2006	Binding et al.	2003/0159044	A1	8/2003	Doyle et al.
7,171,662	B1	1/2007	Misra et al.	2003/0173408	A1	9/2003	Mosher, Jr. et al.
7,287,271	B1	10/2007	Riggins	2003/0177102	A1	9/2003	Robinson
7,343,351	B1	3/2008	Bishop et al.	2003/0191949	A1	10/2003	Odagawa
7,502,467	B2	3/2009	Brainard et al.	2003/0208439	A1	11/2003	Rast
7,512,548	B1	3/2009	Bezos et al.	2003/0223625	A1	12/2003	Hillhouse et al.
7,784,463	B2	8/2010	Cannon	2003/0226041	A1	12/2003	Palmer et al.
7,801,827	B2*	9/2010	Bishop G06Q 20/341 705/64	2003/0229793	A1	12/2003	McCall et al.
7,844,550	B2	11/2010	Walker et al.	2003/0236704	A1	12/2003	Antonucci
7,953,671	B2	5/2011	Bishop	2004/0006497	A1	1/2004	Nestor et al.
2001/0013546	A1	8/2001	Ross	2004/0014457	A1	1/2004	Stevens
2001/0013551	A1	8/2001	Ramachandran	2004/0017934	A1	1/2004	Kocher
2001/0017584	A1	8/2001	Shinzaki	2004/0021552	A1	2/2004	Koo
2001/0018660	A1	8/2001	Sehr	2004/0024696	A1	2/2004	Alves
2001/0029493	A1	10/2001	Pare et al.	2004/0031856	A1	2/2004	Atsmon et al.
2001/0036301	A1	11/2001	Yamaguchi et al.	2004/0041021	A1	3/2004	Nugent, Jr.
2001/0036835	A1	11/2001	Leedom, Jr.	2004/0041690	A1	3/2004	Yamagishi
2001/0053239	A1	12/2001	Takhar	2004/0049687	A1	3/2004	Orsini
2002/0014952	A1	2/2002	Terranova	2004/0050930	A1	3/2004	Rowe
2002/0030581	A1	3/2002	Janiak et al.	2004/0052406	A1	3/2004	Brooks
2002/0043566	A1	4/2002	Goodman et al.	2004/0059923	A1	3/2004	ShamRao
2002/0062249	A1	5/2002	Iannacci	2004/0061593	A1	4/2004	Lane
2002/0062284	A1	5/2002	Kawan	2004/0062423	A1	4/2004	Doi
2002/0062291	A1	5/2002	Zoka	2004/0083380	A1	4/2004	Janke
2002/0066784	A1	6/2002	Segal et al.	2004/0084524	A1	5/2004	Ramachandran
				2004/0084542	A1	5/2004	DeYoe et al.
				2004/0098336	A1	5/2004	Flink
				2004/0118930	A1	6/2004	Berardi et al.
				2004/0129787	A1	7/2004	Saito et al.
				2004/0131237	A1	7/2004	Machida

(56)

References Cited

U.S. PATENT DOCUMENTS

2004/0133787 A1 7/2004 Doughty et al.
 2004/0136573 A1 7/2004 Sato
 2004/0144841 A1 7/2004 Tsukamoto et al.
 2004/0149287 A1 8/2004 Zulli
 2004/0155101 A1 8/2004 Royer et al.
 2004/0158723 A1 8/2004 Root
 2004/0161135 A1 8/2004 Sano et al.
 2004/0165753 A1 8/2004 Takhiri et al.
 2004/0172541 A1 9/2004 Ando et al.
 2004/0178063 A1 9/2004 Mirchi et al.
 2004/0188519 A1 9/2004 Cassone
 2004/0195314 A1 10/2004 Lee
 2004/0199469 A1 10/2004 Barillova et al.
 2004/0202354 A1 10/2004 Togino
 2004/0208343 A1 10/2004 Golden et al.
 2004/0215575 A1 10/2004 Garrity
 2004/0222803 A1 11/2004 Tartagni
 2004/0230488 A1 11/2004 Beenau et al.
 2004/0232220 A1 11/2004 Beenau et al.
 2004/0232224 A1 11/2004 Beenau et al.
 2004/0233039 A1 11/2004 Beenau et al.
 2004/0236699 A1 11/2004 Beenau et al.
 2004/0236701 A1 11/2004 Beenau et al.
 2004/0239480 A1 12/2004 Beenau et al.
 2004/0240711 A1 12/2004 Hamza et al.
 2004/0255168 A1 12/2004 Murashita et al.
 2004/0257196 A1 12/2004 Kotzin
 2005/0001711 A1 1/2005 Doughty et al.
 2005/0005172 A1 1/2005 Haala
 2005/0018658 A1 1/2005 Ikeda et al.
 2005/0020304 A1 1/2005 Shinzaki
 2005/0021457 A1 1/2005 Johnson et al.
 2005/0033687 A1 2/2005 Beenau et al.
 2005/0033688 A1 2/2005 Peart et al.
 2005/0033992 A1 2/2005 Inabe
 2005/0036665 A1 2/2005 Higuchi
 2005/0054438 A1 3/2005 Rothschild et al.
 2005/0058262 A1 3/2005 Timmins et al.
 2005/0065842 A1 3/2005 Summers
 2005/0065872 A1 3/2005 Moebs et al.
 2005/0087597 A1 4/2005 Gotfried et al.
 2005/0091325 A1 4/2005 Kuwana et al.
 2005/0097038 A1 5/2005 Yu et al.
 2005/0098621 A1 5/2005 DeSylva
 2005/0100199 A1 5/2005 Boshra
 2005/0102524 A1 5/2005 Haala
 2005/0103839 A1 5/2005 Hewel
 2005/0116024 A1 6/2005 Beenau et al.
 2005/0122209 A1 6/2005 Black
 2005/0125343 A1 6/2005 Mendelovich
 2005/0137977 A1 6/2005 Wankmueller
 2005/0139669 A1 6/2005 Arnouse
 2005/0149926 A1 7/2005 Saltz
 2005/0160271 A9 7/2005 Brundage et al.
 2005/0160790 A1 7/2005 Tanaka et al.
 2005/0165684 A1 7/2005 Jensen et al.
 2005/0166062 A1 7/2005 Sanchez-Cifuentes
 2005/0169504 A1 8/2005 Black
 2005/0171787 A1 8/2005 Zagami
 2005/0180618 A1 8/2005 Black
 2005/0187883 A1 8/2005 Bishop et al.
 2005/0197923 A1 9/2005 Kilner et al.
 2005/0211784 A1 9/2005 Justin
 2005/0212657 A1 9/2005 Simon
 2005/0232471 A1 10/2005 Baer
 2005/0240778 A1 10/2005 Saito
 2005/0251688 A1 11/2005 Nanavati et al.
 2005/0261972 A1 11/2005 Black
 2005/0275505 A1 12/2005 Himmelstein
 2006/0005022 A1 1/2006 Wakamori et al.
 2006/0005042 A1 1/2006 Black
 2006/0034492 A1 2/2006 Siegel et al.
 2006/0080552 A1 4/2006 Lauper
 2006/0104485 A1 5/2006 Miller et al.
 2006/0158434 A1 7/2006 Zank et al.

2006/0173291 A1 8/2006 Glossop
 2006/0173791 A1 8/2006 Mann, III
 2006/0177061 A1 8/2006 Orsini et al.
 2006/0190419 A1 8/2006 Bunn et al.
 2013/0167204 A1* 6/2013 Gregg G06F 21/335
 726/4

FOREIGN PATENT DOCUMENTS

EP 0 917 120 11/1998
 EP 1 017 030 12/1999
 JP 2004164347 6/2004
 JP 2004348478 12/2004
 WO 9606409 2/1996
 WO 98/21683 5/1998
 WO 98/45778 10/1998
 WO 99/21321 4/1999

OTHER PUBLICATIONS

Bonsor, "How Facial Recognition Systems Work", <http://computer.howstuffworks.com/facial-recognition.htm/printable>, Feb. 18, 2004, 6 pages.
 McPherson, "The Evolution of Mobile Payment", Financial Insights, Feb. 2, 2004, <http://www.banktech.com.lstory/mews/showArticle/jhtml?article ID=17601432>, 2 pages.
 Docmemory, "RFID Take Priority With Wal-Mart", <http://www.simmtester.com/page/news/shownews.asp?num=6550>, Feb. 9, 2004, 2 pages.
 Rohde, "Microsoft, IBM and Phillips Test RFID Technology", IDG New Service, <http://www.computerweekly.com/Article127889.htm>, Feb. 9, 2004, 3 pages.
 "Pay by Touch Press Releases", <http://www.paybytouch.com/press.html>, 02/10/2004, 3 pages.
 "PowerPay RFID Payment and Marketing Solution Speeds Purchases at Seahawks Stadium with Technology from Texas Instruments", http://www.powerpayit.com/news/Seahawks_pr.html, Feb. 9, 2004, 2 pages.
 Wilson, "Putting Their Finger on It", <http://sanfrancisco.bizjournals.com/sanfrancisco/stories/2003/10/20/story6.html?t=printable>, Feb. 9, 2004, 2 pages.
 Roberti, "TI Embraces Prox Card Standard", Mar. 6, 2003, <http://www.ti.com/tiris/docs/in-the-news/2003/3-6-03.shtml>, 2 pages.
 "Paying It by Ear", The Guardian, Jan. 18, 2003, <http://money.guardian.co.uk/creditanddebt/creditcards/story/0,1456,876908,00.html>, 3 pages.
 Pay by Touch—Company, <http://www.paybytouch.com/company.html>.
 J. Simmons, "Smart Cards Hold the Key to Secure Internet Commerce", EC World, Dec. 1998, pp. 36-38.
 P. Wayner, "Digital Cash", AP Professional, 1996, pp. 76-83, 85-100.
 "ISO Standards", available from <http://www.iso.ch/projects/loading.html>.
 USPTO; Notice of Allowance dated Sep. 15, 2008 in U.S. Appl. No. 10/908,434.
 Ross et al., "Biometrics: Hand Geometry", http://biometrics.cse.msu.edu/hand_geometry.html, Feb. 26, 2004, 2 pages.
 Korotkaya, "Biometric Person Authentication: Odor", Department of Information Technology, Laboratory of Applied Mathematics, Lappeenranta University of Technology, 18 pages.
 "ISO Magnetic Stripe Card Standards", <http://www.cyberd.co.uk/support/technotes/iocard.html>, Feb. 9, 2004, 4 pages.
 "Smart Card Developer's Kit: Some Basic Standards for Smart Cards", <http://unix.be.eu.org/docs/smart-card-developer-kit/ch03/033-035.html>, Feb. 9, 2004, 2 pages.
 "Smart Card Technology and Applications"; <http://disc.cba.uh.edu/~rhirsch/fall96/lara.htm>.
 Bowman, "Everything You Need to Know About Biometrics", Identix Croproation, Jan. 2000, 8 pages.
 Hurley et al., "Automatic Ear Recognition by Force Field Transformations", The Institution of Electrical Engineers, 2000, pp. 7/1-7/5.

(56)

References Cited

OTHER PUBLICATIONS

- Luetin, "Visual Speech and Speaker Recognition", Jun. 30, 2000, <http://herens.idiap.ch/~lueffin/luetin-thesis.bib.abs.html>, 1 page.
- "Fingerprint Analysis—The Basics", <http://www.crimtrac.gov.au/fingerprintanalysis.htm>, Feb. 18, 2004, 3 pages.
- "Individual Biometrics—Facial Recognition", <http://ctl.ncsc.dni.us/biomet%20web/BMfacial.html>, Feb. 18, 2004, 2 pages.
- "Fingerprint Technology—Identix Inc.—Empowering Identification™—Understanding Biometrics", http://www.identix.com/newsroom/news_biometrics_finger.html, Feb. 18, 2004, 1 page.
- USPTO; Office Action dated Jan. 7, 2011 in U.S. Appl. No. 12/275,924.
- USPTO; Notice of Allowance dated Jan. 25, 2011 in U.S. Appl. No. 12/275,924.
- "Individual Biometrics—Fingerprint", <http://ctl.ncsc.dni.us/biomet%20web/BMFingerprint.html>, Feb. 18, 2004, 3 pages.
- "Individual Biometrics—Vascular Patterns", <http://ctl.ncsc.dni.us/biomet%20web/IBMVascular.html>, Feb. 18, 2004, 1 page.
- "Individual Biometrics—Iris Scan", <http://ctl.ncsc.dni.us/biomet%20web/BMIris.html>, Feb. 18, 2004, 2 pages.
- "Individual Biometrics—Retinal Scan", <http://ctl.ncsc.dni.us/biomet%20web/IBMRetinal.html>, Feb. 18, 2004, 2 pages.
- "Individual Biometrics—Hand Geometry", <http://ctl.ncsc.dni.us/biomet%20web/BMHand.html>, Feb. 18, 2004, 2 pages.
- "The Henry Classification System", International Biometric Group, 7 pages.
- "International Biometric Group—Voice Recognition Technology: How It Works", http://www.ibgweb.com/reports/public/reports/voice-scan_tech.html, Feb. 18, 2004, 1 page.
- Evers, "Judge Dismisses FTC Suit Against Rambus", IDG New Service, http://www.infoworld.com/article/04/02/18/HNjudgedismisses_1.html, Feb. 18, 2004, 3 pages.
- Krakow, "Credit on Your Key Ring, Buy Gas at Mobil, Exxon and Soon Burgers at McDonald's", MSNBC, <http://www.msnbc.msn.com/id/3072638>, Feb. 18, 2004, 4 pages.
- Bakker, B., "Mutual Authentication with Smart Cards", Ny 1999.
- Kulkarni et al., "Biometrics: Speaker Verification", <http://biometrics.cse.msu.edu/speaker.html>, Mar. 8, 2004, 5 pages.
- "Identix Inc.—Empowering Identification™—Understanding Biometrics", http://www.identix.com/newsroom/news_biometrics_face.html, 1 page.
- "International Biometric Group—Signature Biometrics: How It Works", http://www.ibgweb.com/lreports/publicreports/signature-scan_tech.html, Feb. 18, 2004, 1 page.
- International Search Report mailed May 8, 2001, in International Patent Application No. PCT/US2000/23817, filed Aug. 30, 2000, 7 pages.
- Office Action dated Aug. 27, 2012, in U.S. Appl. No. 13/086,143, filed Apr. 13, 2011, 52 pages.
- Office Action dated Sep. 14, 2012, in U.S. Appl. No. 13/086,181, filed Apr. 13, 2011, 50 pages.
- USPTO; Office Action Restriction dated Dec. 9, 2002 in U.S. Appl. No. 09/652,899.
- USPTO; Office Action dated Jan. 31, 2003 in U.S. Appl. No. 09/652,899.
- USPTO; Final Office Action dated Oct. 15, 2003 in U.S. Appl. No. 09/652,899.
- USPTO; Office Action dated Jun. 25, 2004 in U.S. Appl. No. 09/652,899.
- USPTO; Final Office Action dated Feb. 17, 2005 in U.S. Appl. No. 09/652,899.
- USPTO; Advisory Action dated Jul. 6, 2005 in U.S. Appl. No. 09/652,899.
- USPTO; Office Action dated Oct. 12, 2005 in U.S. Appl. No. 09/652,899.
- USPTO; Final Office Action dated May 9, 2006 in U.S. Appl. No. 09/652,899.
- USPTO; Advisory Action dated Nov. 17, 2006 in U.S. Appl. No. 09/652,899.
- USPTO; Office Action dated Feb. 9, 2007 in U.S. Appl. No. 09/652,899.
- USPTO; Final Office Action dated Jun. 27, 2007 in U.S. Appl. No. 09/652,899.
- USPTO; Notice of Allowance dated Dec. 28, 2007 in U.S. Appl. No. 09/652,899.
- USPTO; Office Action dated May 6, 2005 in U.S. Appl. No. 10/821,379.
- USPTO; Final Office Action dated Jan. 4, 2006 in U.S. Appl. No. 10/821,379.
- USPTO; Advisory Action dated May 25, 2006 in U.S. Appl. No. 10/821,379.
- USPTO; Office Action dated Jan. 26, 2007 in U.S. Appl. No. 10/821,379.
- USPTO; Final Office Action dated Jul. 26, 2007 in U.S. Appl. No. 10/821,379.
- USPTO; Office Action dated Jan. 24, 2008 in U.S. Appl. No. 10/821,379.
- USPTO; Final Office Action dated Jul. 31, 2008 in U.S. Appl. No. 10/821,379.
- USPTO; Advisory Office Action dated Oct. 16, 2008 in U.S. Appl. No. 10/821,379.
- USPTO; Office Action dated Dec. 5, 2008 in U.S. Appl. No. 10/821,379.
- USPTO; Final Office Action dated Jun. 11, 2009 in U.S. Appl. No. 10/821,379.
- USPTO; Advisory Action dated Sep. 1, 2009 in U.S. Appl. No. 10/821,379.
- USPTO; Office Action dated Nov. 19, 2009 in U.S. Appl. No. 10/821,379.
- USPTO; Notice of Allowance dated May 20, 2010 in U.S. Appl. No. 10/821,379.
- USPTO; Office Action dated Jan. 4, 2012 in U.S. Appl. No. 12/859,046.
- USPTO; Notice of Allowance dated Mar. 22, 2012 in U.S. Appl. No. 12/859,046.
- C.H. Fancher, "In Your Pocket Smartcards", IEEE Spectrum, Feb. 1997, pp. 47-53.
- I. Blythe, "Smarter, More Secure Smartcards", Byte, Jun. 1997, pp. 63-64.
- Dr. J. Leach, "Dynamic Authentication for Smartcards", Computers and Security, vol. 14, No. 4, 1995, pp. 385-389.
- Wu et al., "Authenticating Passwords Over an Insecure Channel", Computers and Security, vol. 15, No. 5, 1996, pp. 431-439.
- Manninger et al., "Adapting an Electronic Purse for Internet Payments", ACISP '98 Proceedings, Jul. 13-15, 1998, pp. 205-214.
- Yan et al., "Banking on the Internet and Its Applications", Proc. 13th Annual Hawaii Inter. Conf. on System Sciences, vol. 4, 1997, pp. 275-284.
- Transport layer Security Working Group, "The SSL Protocol, Version 3.0", Nov. 18, 1996 (also available at: <http://home.netscope.com/eng/ssl3/draft302.txt>).
- Business Wire (press release), "Master Card E-Wallet", Jul. 11, 2000.
- Obongo.com Web Site, "Obongo", Aug. 8, 2000 (Description of wallet toolbar also available at: <http://www.obongo.com/chabi/webSite/index.htm>).
- PR Newswire (press release), "Providian Launches Nation's First Clear Chip Card", Sep. 12, 2000. The press release may be related to the art of the invention, but based upon the information in the press release, it is unclear if the press release is prior art. However, in an abundance of caution the Applicant desires to put the press release into the file wrapper.
- Turban et al., "Using Smartcards in Electronic Commerce", Proc. 31st Annual Hawaii Inter. Conf. on System Sciences, vol. 4, 1998, pp. 62-69.
- Dhem et al., "SCALPS: Smart Card for Limited Payment Systems", IEEE Micro, Jun. 1996, pp. 42-51.
- M.T. Smith, "Smart Cards: Integrating for Portable Complexity", Computer-Integrated Engineering, Aug. 1998, pp. 110-115.
- Geer et al., "Token-Mediated Certification and Electronic Commerce", Proc. 2nd USENIX Workshop on Electronic Commerce, Nov. 18-21, 1996, pp. 13-22.

(56)

References Cited

OTHER PUBLICATIONS

Gobioff et al., "Smart Cards in Hostile Environments", Proc. 2nd USENIX Workshop in Electronic Commerce, Nov. 18-21, 1996, pp. 23-28.

J. Goldman, "Internet Security, The Next Generation, When Software Encryption is not Enough", Web Techniques, Nov. 1997, pp. 43-46.

* cited by examiner

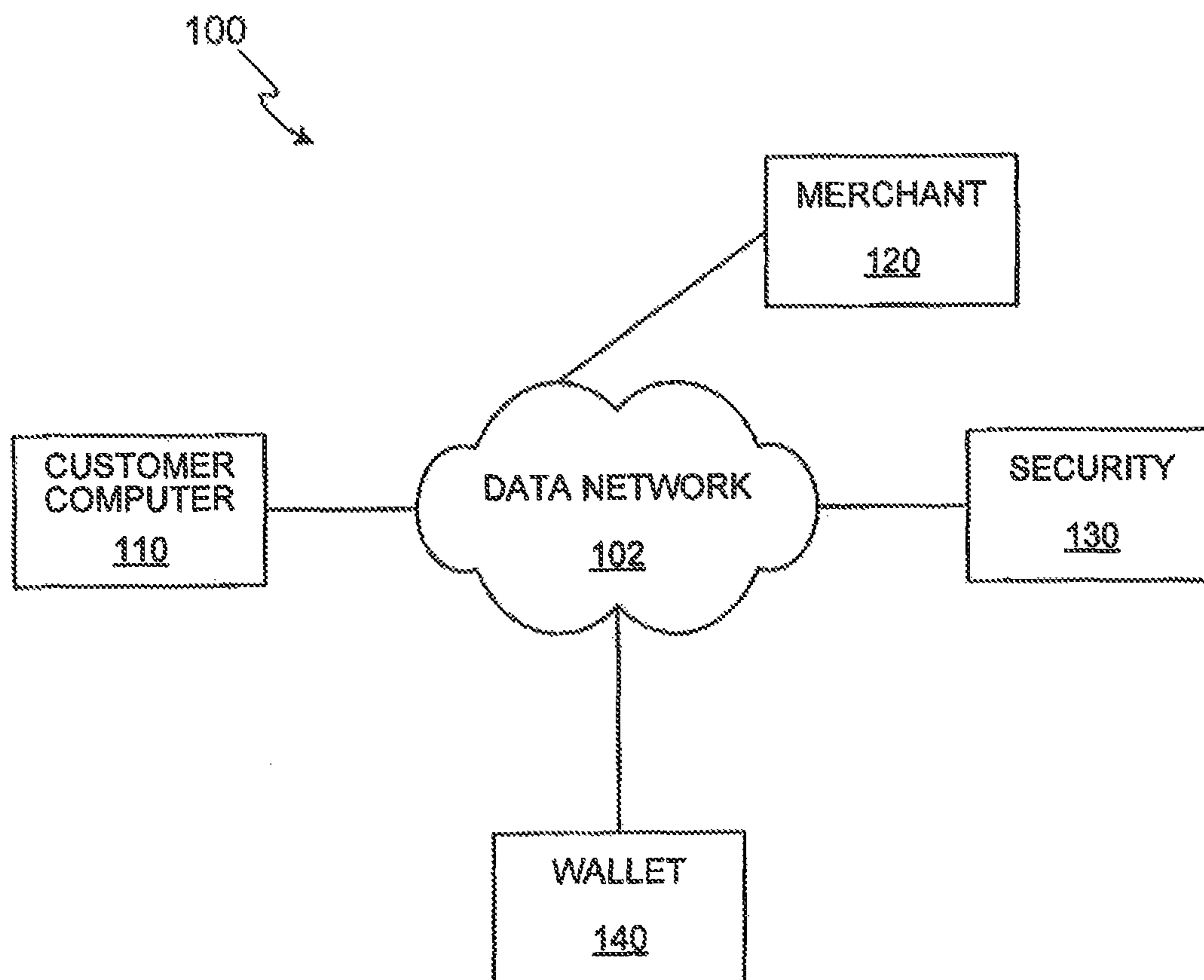


FIG. 1A

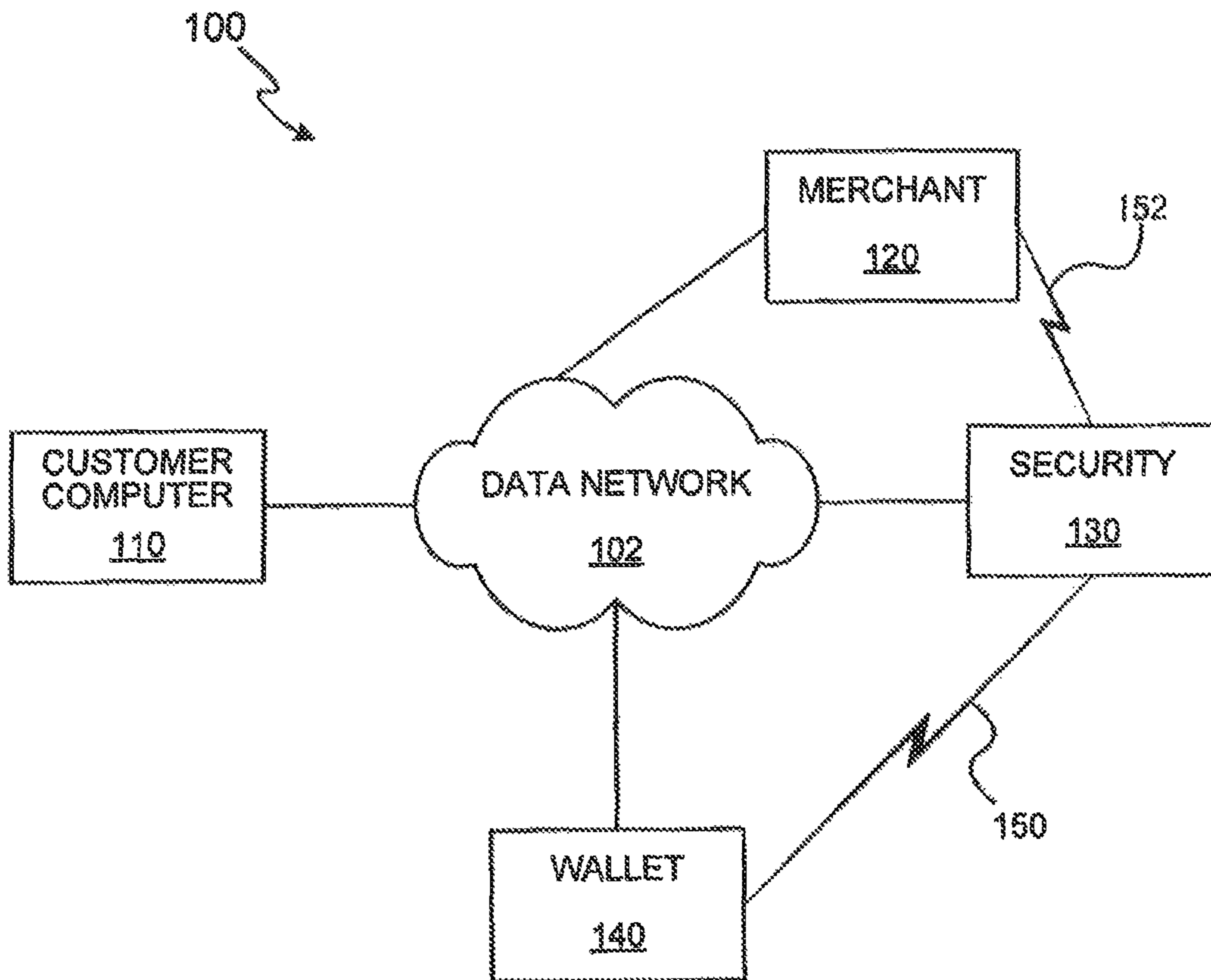


FIG. 1B

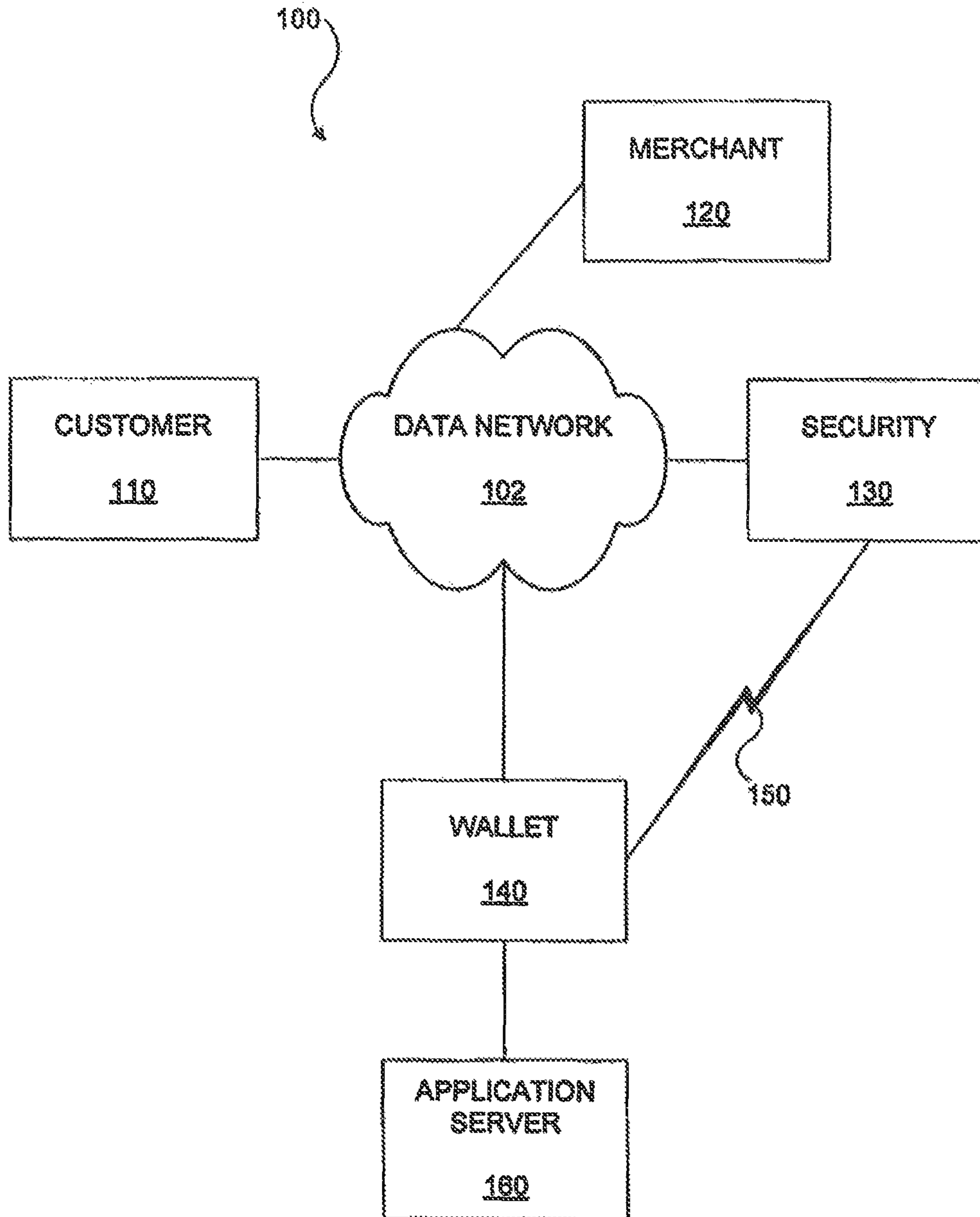


FIGURE 1C

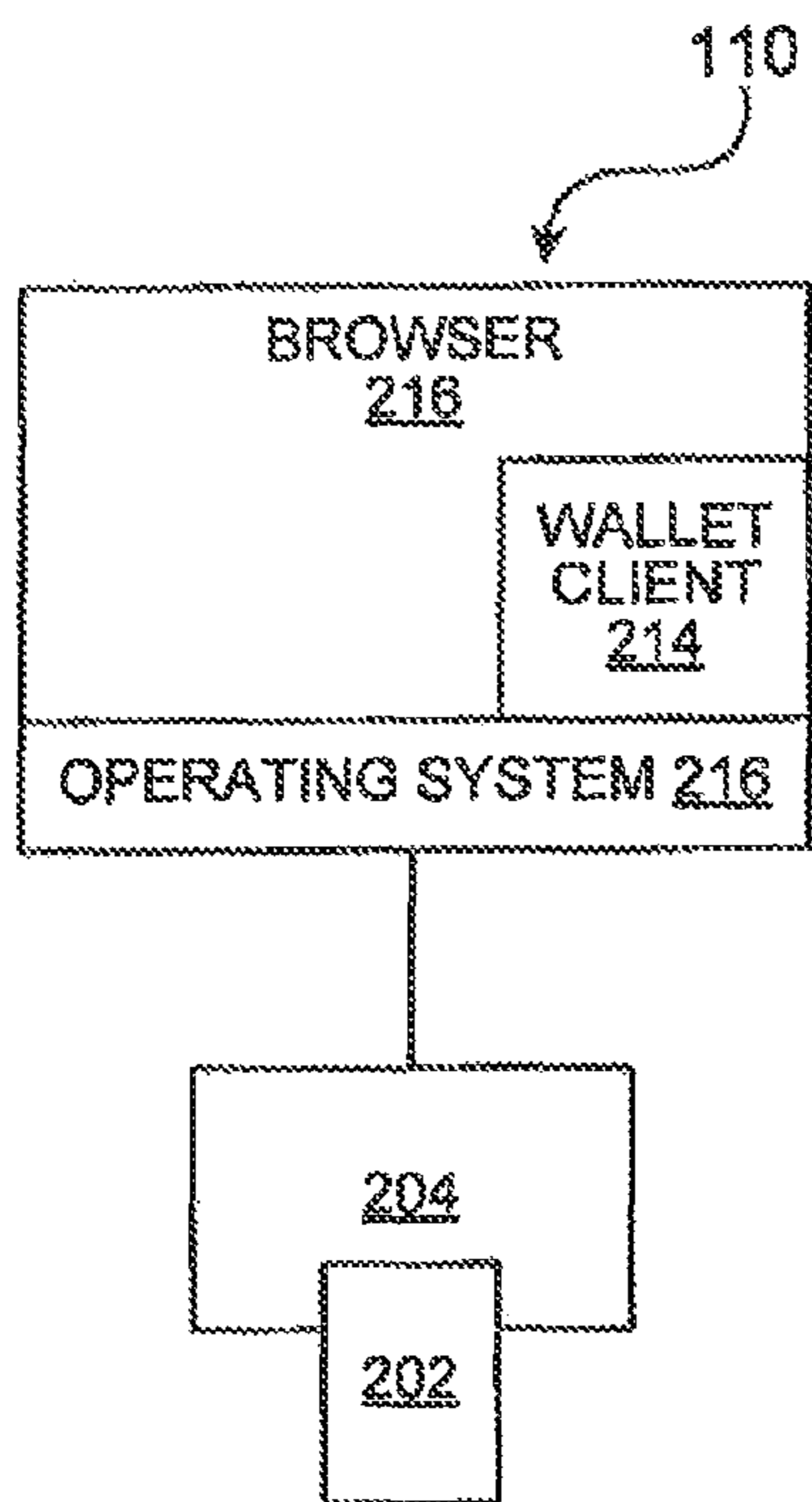


FIG. 2

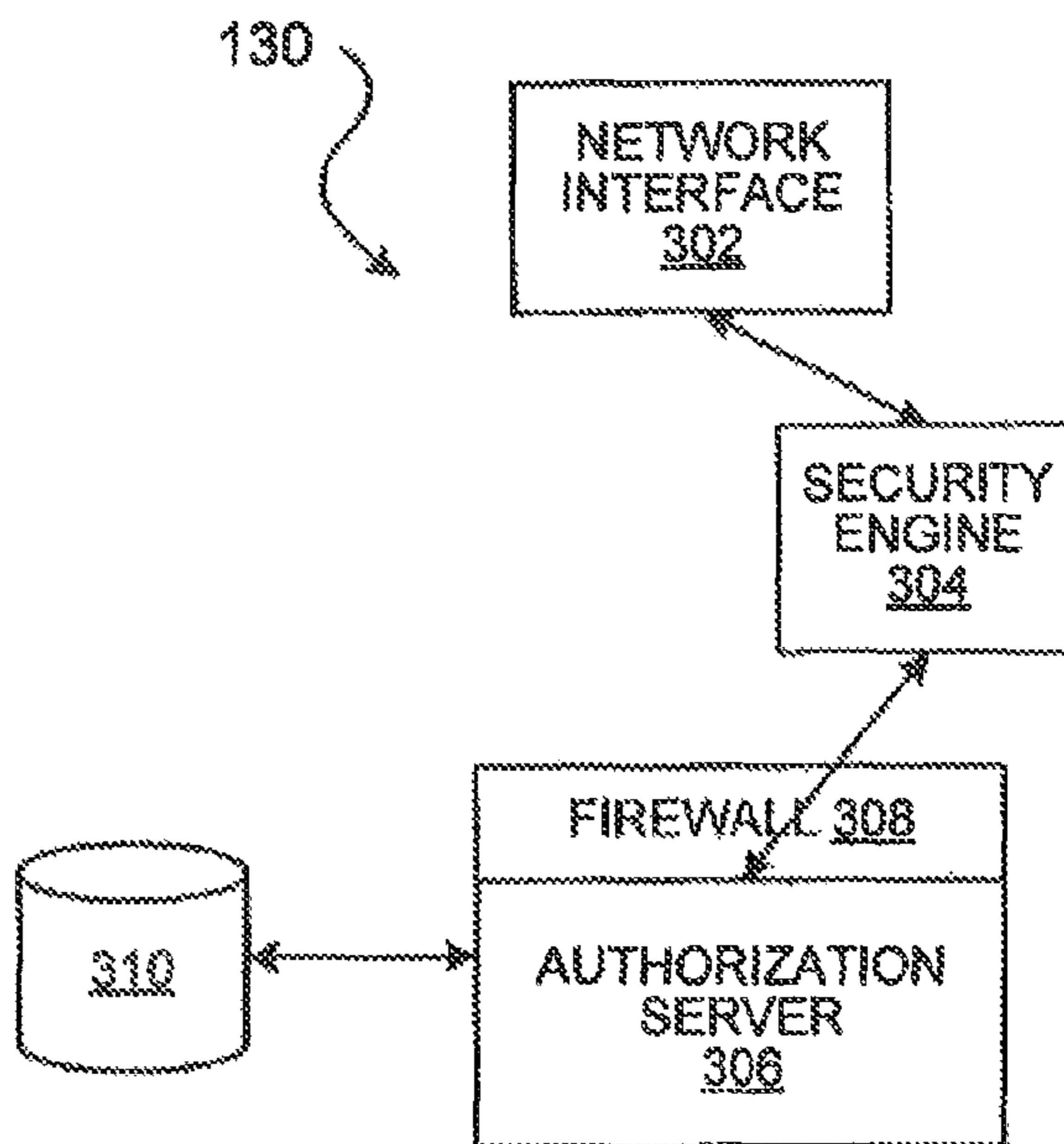


FIG. 3

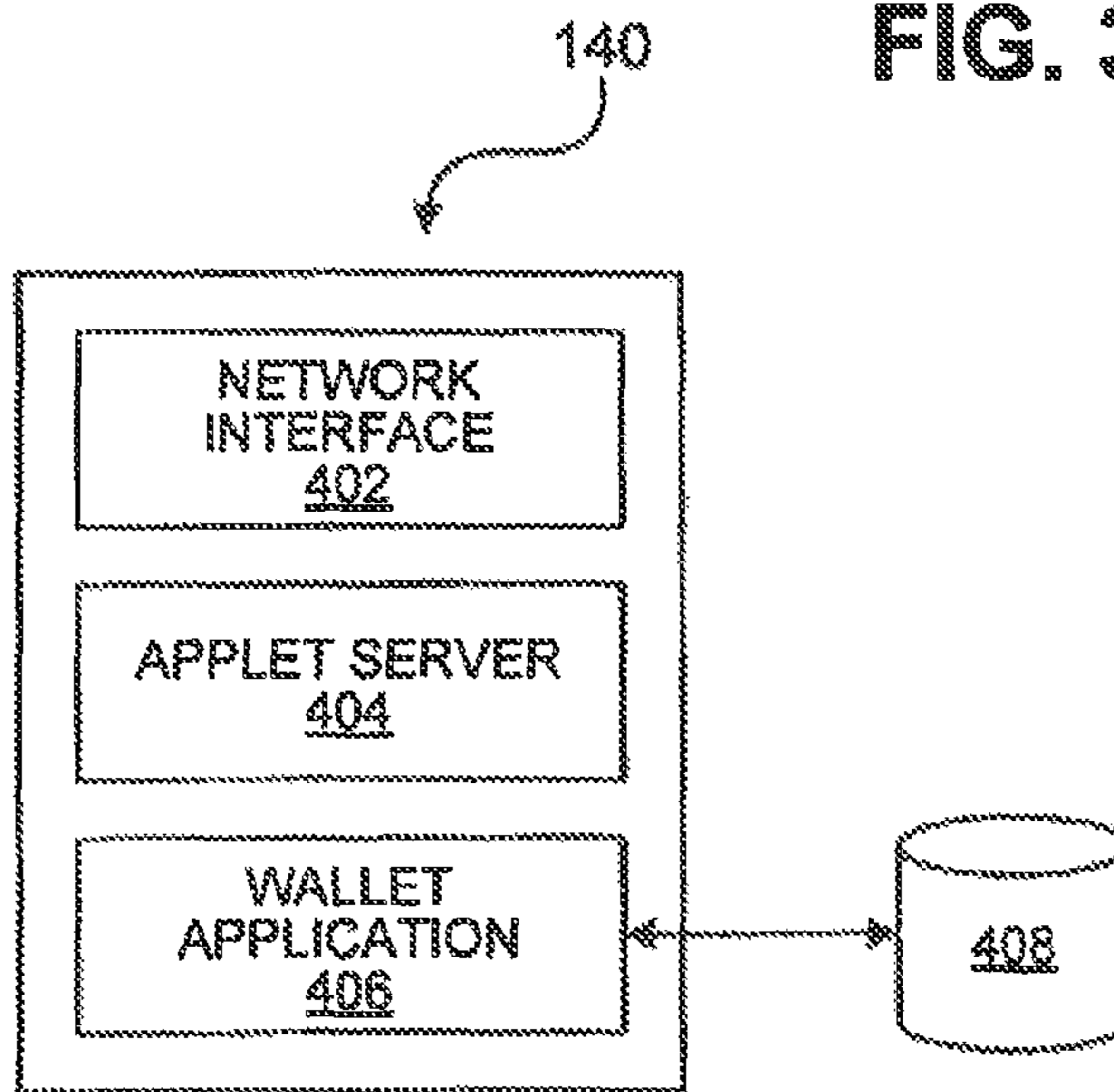


FIG. 4

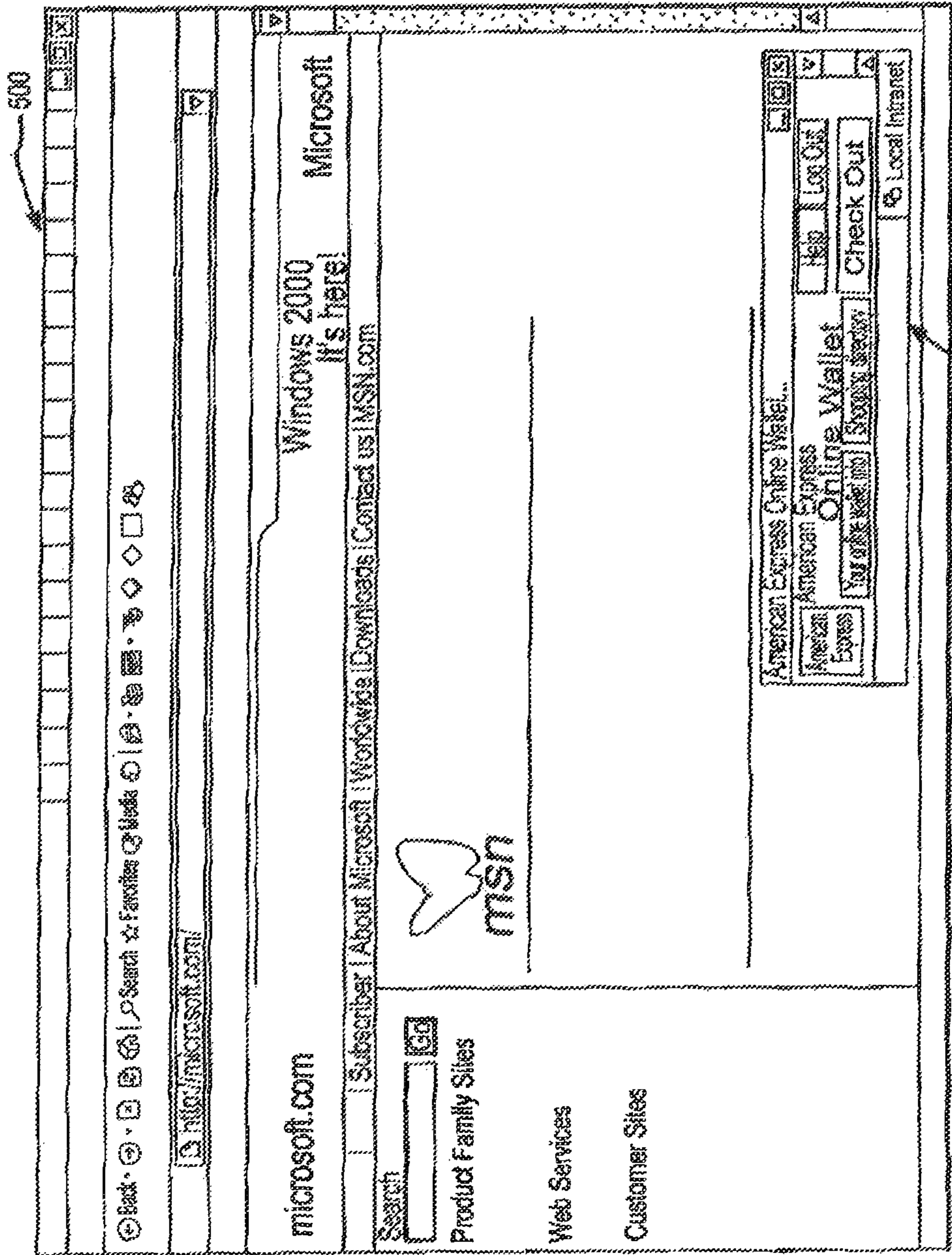


FIG. 5

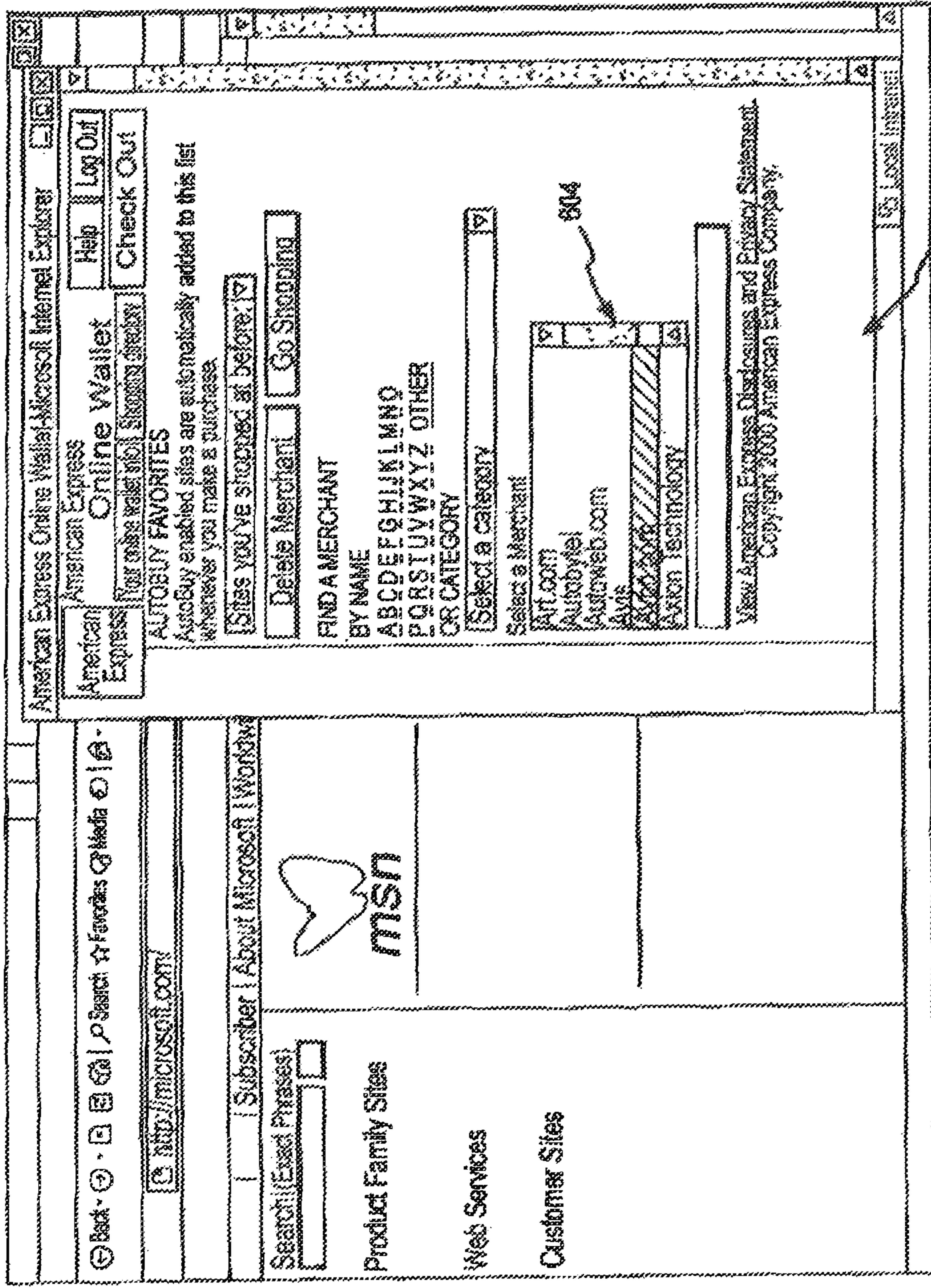
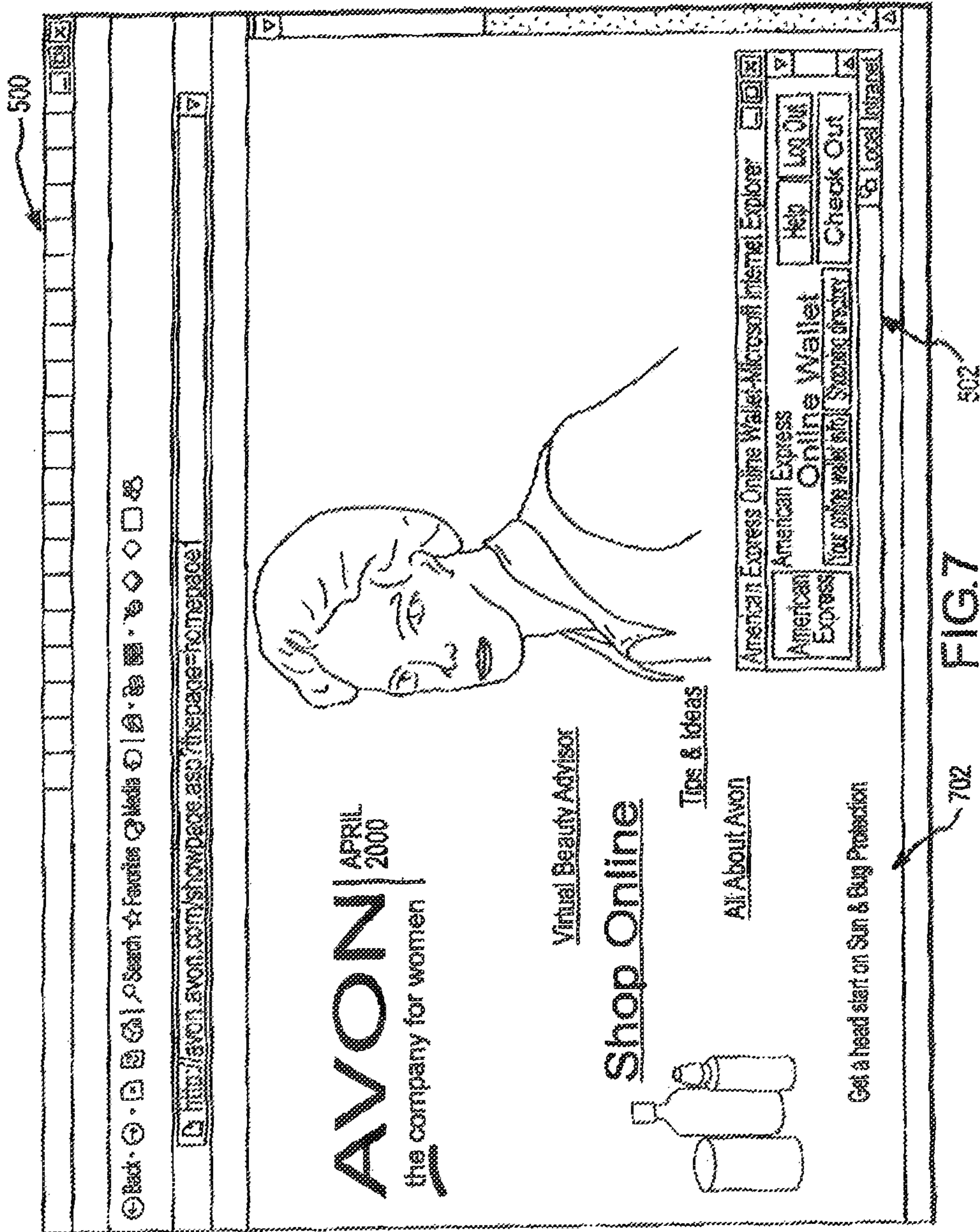


FIG. 6

602

500






FIG. 8

802

804

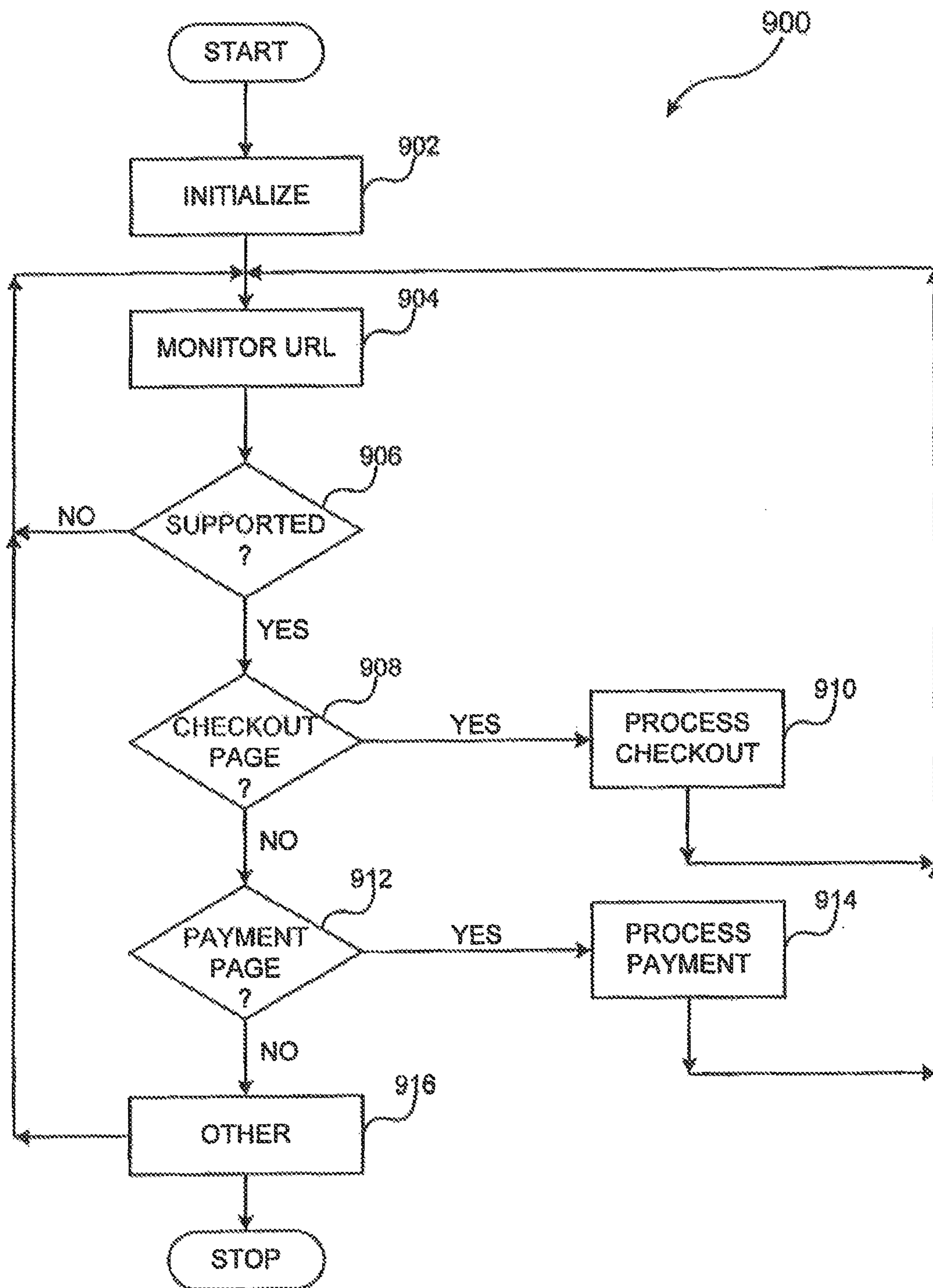


FIG. 9

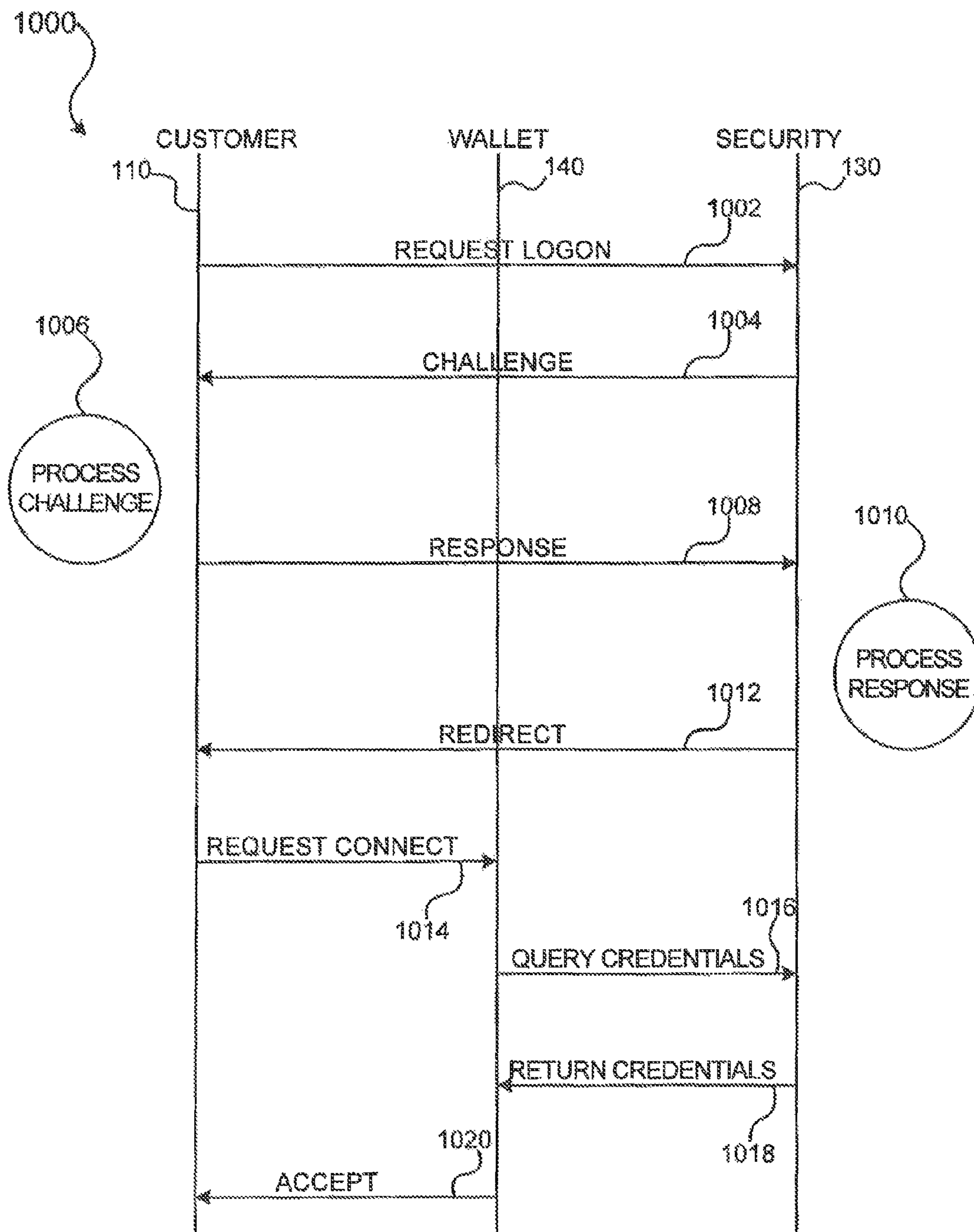


FIG. 10

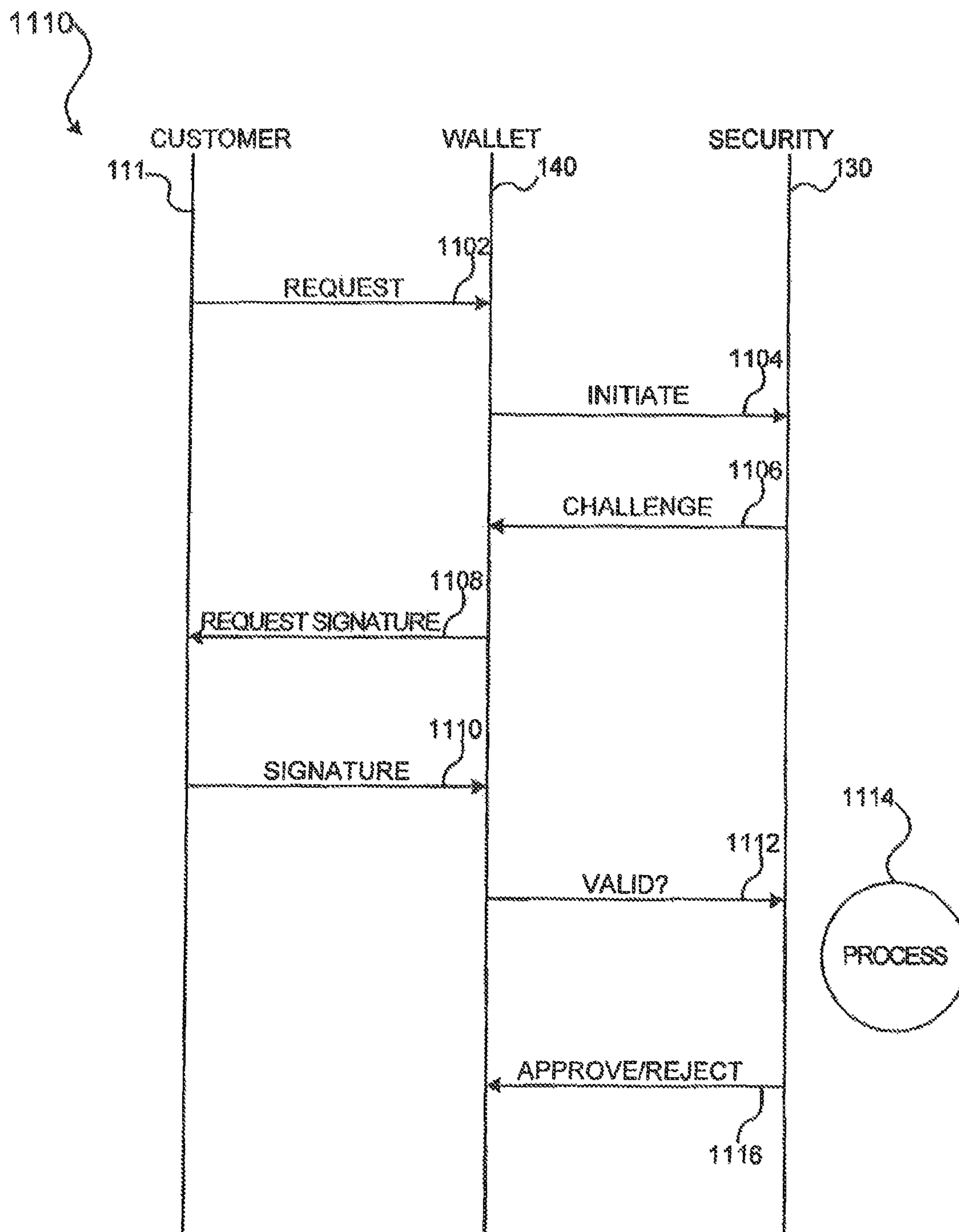


FIG. 11

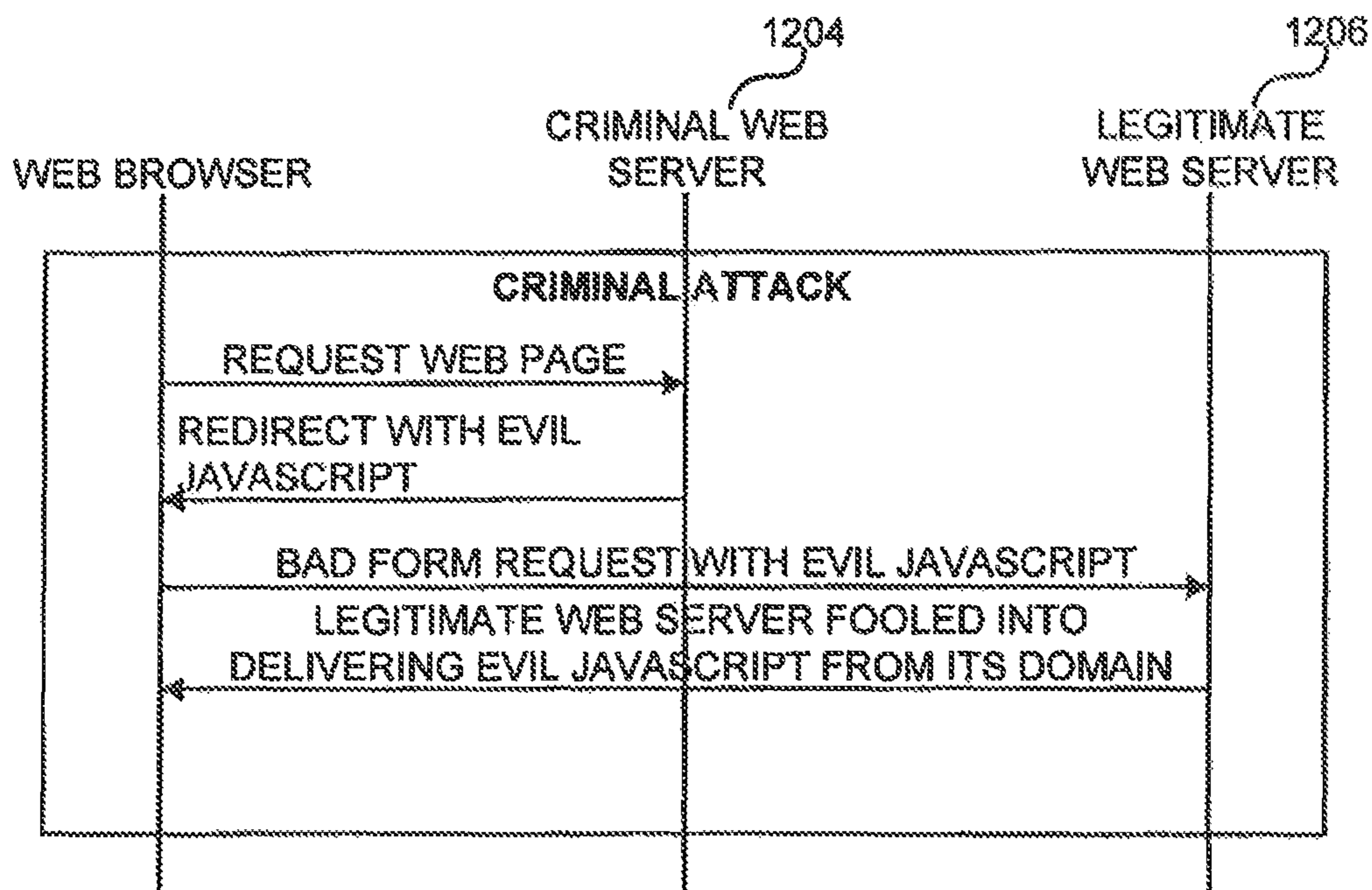


FIG. 12A

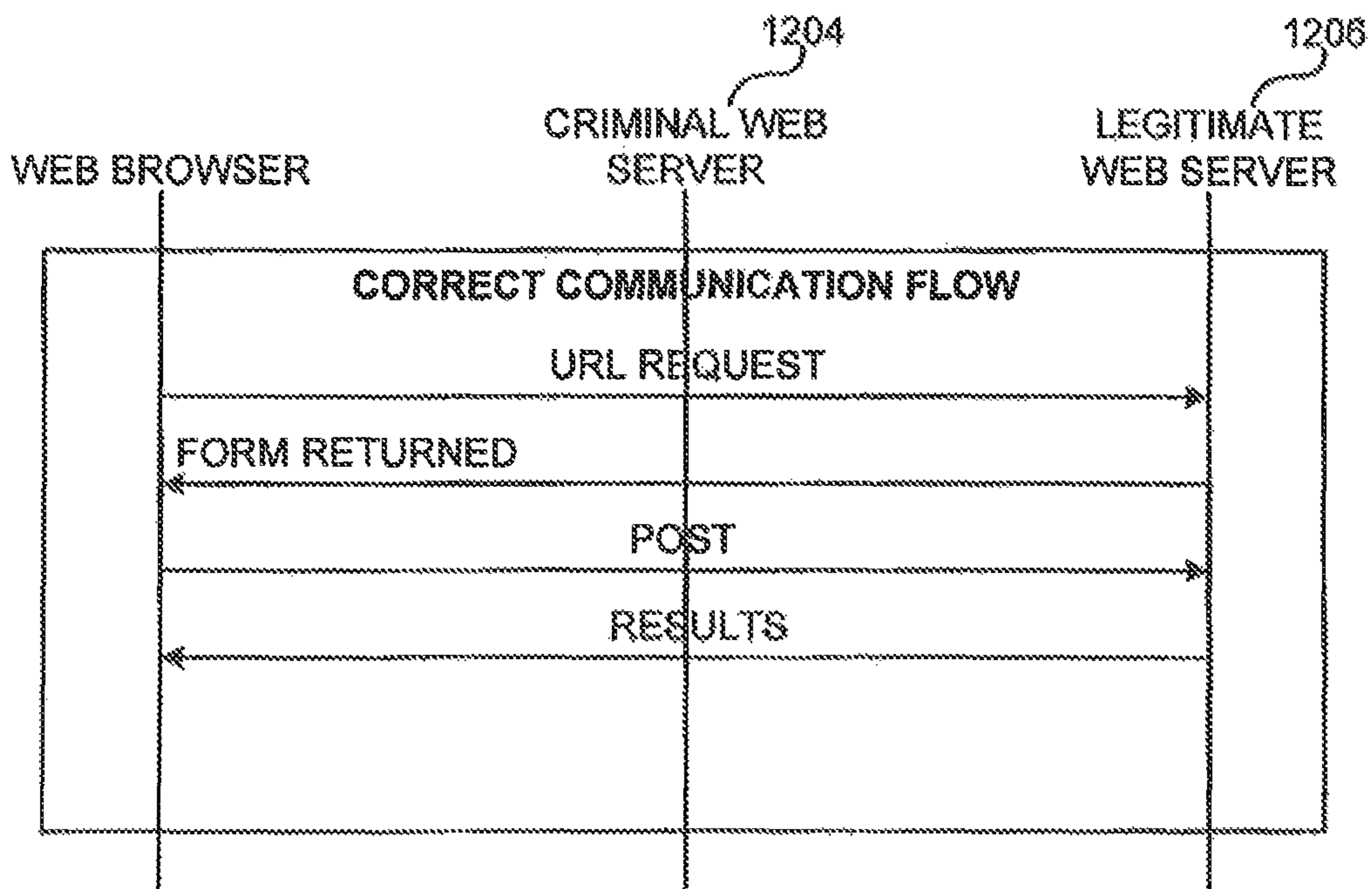


FIG. 12B

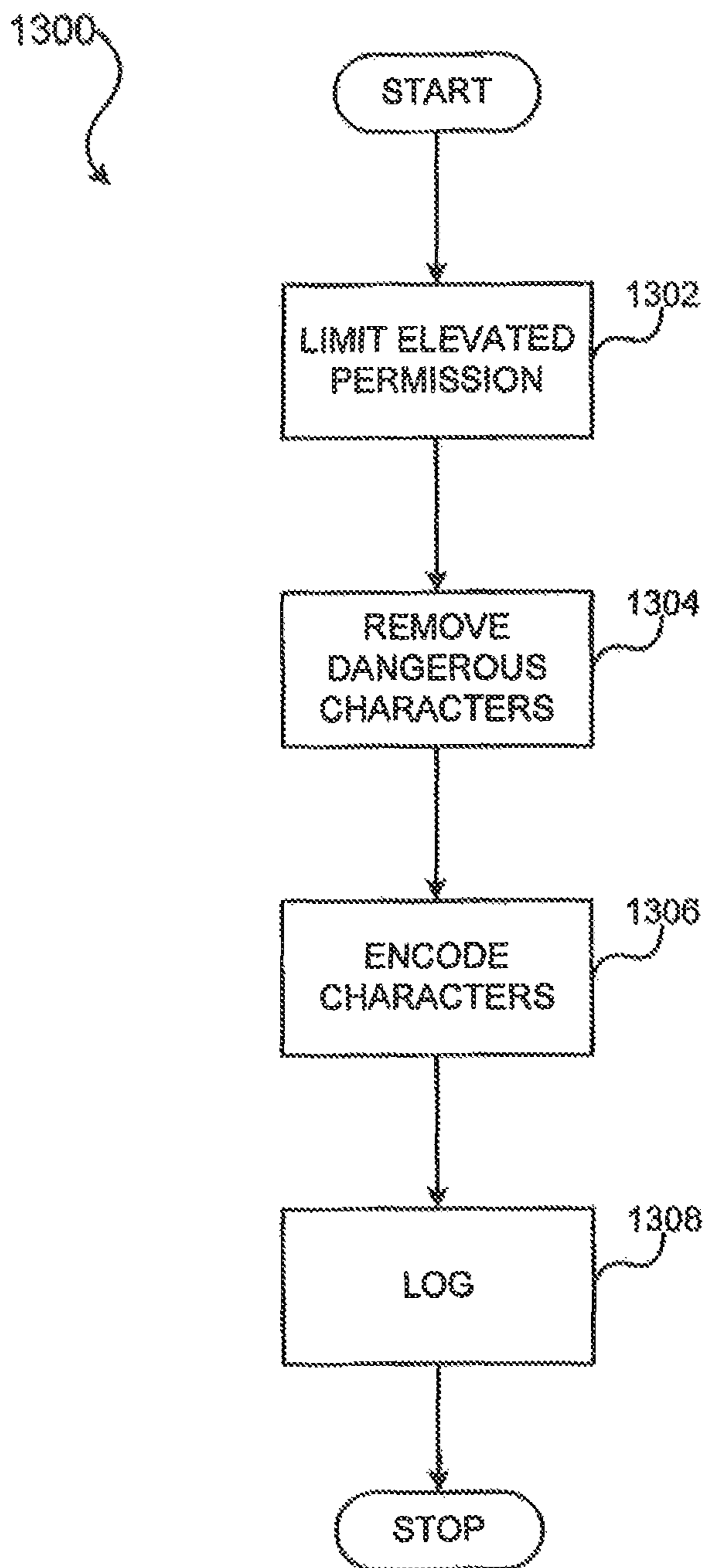


FIG. 13

METHODS AND APPARATUS FOR CONDUCTING ELECTRONIC TRANSACTIONS

CROSS-REFERENCE TO RELATED APPLICATIONS

This application is a continuation of and claims priority to and the benefit of U.S. Pat. No. 8,214,299 issued on Jul. 3, 2012, (aka U.S. Ser. No. 12/859,046 filed on Aug. 18, 2010) and entitled "METHODS AND APPARATUS FOR CONDUCTING ELECTRONIC TRANSACTIONS". The '299 patent is a continuation of and claims priority to and the benefit of U.S. Pat. No. 7,801,827 issued on Dec. 2, 2004 (aka U.S. Ser. No. 10/821,379 filed on Apr. 9, 2004) and entitled "METHODS AND APPARATUS FOR CONDUCTING ELECTRONIC TRANSACTIONS". The '827 patent is a divisional of and claims priority to and the benefit of U.S. Pat. No. 7,343,351 issued on Mar. 11, 2008 and entitled "METHODS AND APPARATUS FOR CONDUCTING ELECTRONIC TRANSACTIONS" (aka U.S. Ser. No. 09/652,899 filed on Aug. 31, 2000). The '351 patent claims priority to and the benefit of: U.S. Provisional Application No. 60/151,880, filed Aug. 31, 1999; U.S. Provisional Application No. 60/164,668, filed Nov. 9, 1999; U.S. Provisional Application No. 60/165,577, filed Nov. 15, 1999; and, U.S. Provisional Application No. 60/201,635, filed May 3, 2000. All of which are hereby incorporated.

FIELD OF INVENTION

The invention relates generally to methods and apparatus for conducting network transactions. More particularly, the invention relates to systems for authenticating and conducting business over data networks such as the Internet.

BACKGROUND OF THE INVENTION

In recent years, many consumers have discovered the convenience and economy of purchasing goods and services electronically. A number of channels for electronic purchases (commonly called "e-purchases") are available, including shop-at-home television networks, call-in responses to television advertisements, and the like. Most recently, direct purchasing via the Internet has become extremely popular.

In a typical Internet transaction, a consumer generally identifies goods and/or services for purchase by viewing an online advertisement such as a hypertext markup language (HTML) document provided via a World Wide Web (WWW) browser. Payment typically occurs via a charge card number that is provided via a secure channel such as a secure sockets layer (SSL) connection that is established between the consumer and the merchant. A charge card account number is typically a sixteen-digit credit card number. Credit card numbers typically comply with a standardized format having four spaced sets of numbers, as represented by the number "0000 0000 0000 0000". The first five to seven digits are reserved for processing purposes and identify the issuing bank, card type, etc. The last sixteenth digit is used as a sum check for the sixteen-digit number. The intermediary eight-to-ten digits are used to uniquely identify the customer. The merchant then processes the charge card number by, for example, receiving direct authorization from the card issuer, then the merchant completes the transaction. The SSL standard is described by, for example, "The SSL Protocol Version 3.0" dated Nov. 18, 1996 which is available

online at <http://home.netscape.com/eng/ssl3/draft302.txt>, the entire contents of which are incorporated herein by reference.

Although millions of transactions take place every day via the Internet, conventional SSL transactions often exhibit a number of marked disadvantages. Although SSL typically provides a secure end-to-end connection that prevents unscrupulous third parties from eavesdropping (e.g., "sniffing") or otherwise obtaining a purchaser's charge card number, the protocol does not provide any means for ensuring that the charge card number itself is valid, or that the person providing the card number is legally authorized to do so. Because of the high incidence of fraud in Internet transactions, most charge card issuers consider network transactions to be "Card Not Present" transactions subject to a higher discount rate. Stated another way, because of the increased risk from "Card Not Present" transactions, most Charge card issuers charge the merchant a higher rate for accepting card numbers via electronic means than would be charged if the card were physically presented to the merchant.

To improve the security deficiencies inherent in transporting charge card numbers over unsecure networks, many have suggested the use of "smart cards". Smart cards typically include an integrated circuit chip having a microprocessor and memory for storing data directly on the card. The data can correspond to a cryptographic key, for example, or to an electronic purse that maintains an electronic value of currency. Many smartcard schemes have been suggested in the prior art, but these typically exhibit a marked disadvantage in that they are non-standard. In other words, merchants typically must obtain new, proprietary software for their Web storefronts to accept smartcard transactions. Moreover, the administration costs involved with assigning and maintaining the cryptographic information associated with smart cards have been excessive to date.

The Secure Electronic Transaction (SET) standard has been suggested to improve the security of Internet transactions through the use of various cryptographic techniques. Although SET does provide improved security over standard SSL transactions, the administration involved with the various public and private keys required to conduct transactions has limited SET's widespread acceptance. SET also requires special software for those merchants wishing to support SET transactions.

Existing digital wallet technology, such as the digital wallet technology provided by, for example, GlobeSet, Inc., 1250 Capital of Texas Highway South, Building One, Suite 300, Austin, Tex., 78746, provides a means for customers to utilize transaction card products (e.g., credit, charge, debit, smart cards, account numbers and the like) to pay for products and services on-line. In general, digital wallets are tools which store personal information (name, address, chargecard number, credit card number, etc.) in order to facilitate electronic commerce or other network interactions. The personal information can be stored on a general server or at a client location (PC or Smartcard) or on a hybrid of both a general server and a client server. The digital wallet general server is comprised of a Web server and a database server which centrally houses the customer's personal and credit card information, shopping preferences and profiles of on-line merchants.

A digital wallet preferably performs functions such as single sign on/one password, automatic form filling of check out pages, one or two click purchasing, personalization of Websites, on-line order and delivery tracking, itemized electronic receipts, and customized offers and promotions

based upon spending patterns and opt-ins. More particularly, a one-click purchase activates the wallet and confirms the purchase at the same time. A two-click check out first activates the wallet, then the second click confirms the purchase.

In use, the wallet bookmark is typically clicked by the customer and an SSL session is established with the Wallet server. A browser plug-in is executed and the customer supplies an ID/password or smartcard for authentication in order to gain access to the wallet data. When shopping at an on-line merchant, the appropriate wallet data is transferred from the wallet server to the merchant's Web server.

A new system of conducting electronic transactions is therefore desired. Such a system should provide improved security without additional overhead for customers and merchants. Moreover, such a new system should integrate well with various Internet wallets and other services provided by various vendors.

SUMMARY OF THE INVENTION

In exemplary embodiments of the invention, a user is provided with an intelligent token, such as a smartcard, which can be used in conducting electronic transactions. The intelligent token contains a digital certificate and suitably authenticates with a server on the network that conducts all or portions of the transaction on behalf of the user. The user is a purchaser conducting a purchase transaction and the server is a wallet server that interacts with a security server to provide enhanced reliability and confidence in the transaction.

Electronic transactions, such as purchase transactions, are conducted by: receiving a transaction request from a user at a server; issuing a challenge to the user; receiving a response from the user based upon the challenge; processing the response to verify a transaction instrument; assembling credentials which include at least one key for the electronic transaction; providing at least a portion of the credentials to the user; receiving a second request from the user which includes the portion of the credentials; and validating the portion of the credentials with the key to provide access to a transaction service.

Moreover, the present invention protects a network server from an attack by: restricting access to the network server to a portion of the network server for at least a selected protocol and scanning the portion of the network server for particular characters associated with the selected protocol. The particular characters may be removed or replaced with benign characters in order to reduce the security risk posed by the selected protocol. Preferably, the characters can be logged in order to form a security log. The security log can be reviewed to determine whether the particular characters are hostile. Alternatively, a request may be denied.

The present invention also includes a transaction tool, such as a digital wallet used to perform purchase transactions, having an activator and a toolbar. Preferably, the toolbar allows a user to perform a small download of the activator and the toolbar utilizes one or more operating system controls, for example, a system tray icon. The transaction tool also includes a form fill component and an auto remember component for pre-filling forms with information previously provided by the user.

BRIEF DESCRIPTION OF THE DRAWINGS

The above and other features and advantages of the present invention are hereinafter described in the following

detailed description of exemplary embodiments to be read in conjunction with the accompanying drawing figures, wherein like reference numerals are used to identify the same of similar parts in the similar views, and:

FIGS. 1A-1C are block diagrams of various embodiments of an exemplary transaction system;

FIG. 2 is a block diagram of an exemplary purchaser system;

FIG. 3 is a block diagram of an exemplary security system;

FIG. 4 is a block diagram of an exemplary wallet server;

FIGS. 5-8 are exemplary screen displays for an embodiment of a digital wallet formed in accordance with the present invention;

FIG. 9 is a flow diagram of an exemplary process executed by an exemplary activator application;

FIG. 10 is a message sequence chart of an exemplary login sequence;

FIG. 11 is a message sequence chart of an exemplary purchase sequence;

FIG. 12A is a message sequence chart illustrating a potential security problem encountered with many scripting languages;

FIG. 12B is a message sequence chart of a correct communications flow without the security problems shown in FIG. 12A; and

FIG. 13 is a flow diagram of an exemplary process for reducing or eliminating undesired executable code.

DETAILED DESCRIPTION

The present invention may be described herein in terms of functional block components and various processing steps. It should be appreciated that such functional blocks may be realized by any number of hardware and/or software components configured to perform the specified functions. For example, the present invention may employ various integrated circuit (I.C.) components, e.g., memory elements, processing elements, logic elements, look-up tables, and the like, which may carry out a variety of functions under the control of one or more microprocessors or other control devices. Similarly, the software elements of the present invention may be implemented with any programming or scripting language such as C, C++, Java, COBOL, assembler, PERL, or the like, with the various algorithms being implemented with any combination of data structures, objects, processes, routines or other programming elements. Further, it should be noted that the present invention may employ any number of conventional techniques for data transmission, signaling, data processing, network control, and the like. Still further, the invention could be used to detect or prevent security issues with a scripted language, such as JavaScript, VBScript or the like.

It should be appreciated that the particular implementations shown and described herein are illustrative of the invention and its best mode and are not intended to otherwise limit the scope of the present invention in any way. Indeed, for the sake of brevity, conventional data networking, application development and other functional aspects of the systems (and components of the individual operating components of the systems) may not be described in detail herein. Furthermore, the connecting lines shown in the various figures contained herein are intended to represent exemplary functional relationships and/or physical couplings between the various elements. It should be noted that

5

many alternative or additional functional relationships or physical connections may be present in a practical electronic transaction system.

To simplify the description of the exemplary embodiments, the invention is frequently described as pertaining to a system of electronic commerce running over the Internet. It will be appreciated, however, that many applications of the present invention could be formulated. For example, the system could be used to authenticate users of a computer system, or to activate a passcode system, or any other purpose. Similarly, the invention could be used in conjunction with any type of personal computer, network computer, workstation, minicomputer, mainframe, or the like running any operating system such as any version of Windows, Windows NT, Windows2000, Windows 98, Windows 95, MacOS, OS/2, BeOS, Linux, UNIX, or the like. Moreover, although the invention is frequently described herein as being implemented with TCP/IP communications protocols, it will be readily understood that the invention could also be implemented using IPX, Appletalk, IP-6, NetBIOS, OSI or any number of existing or future protocols.

Furthermore, the customer and merchant may represent individual people, entities, or business while the bank may represent other types of card issuing institutions, such as credit card companies, card sponsoring companies, or third party issuers under contract with financial institutions. The payment network includes existing proprietary networks that presently accommodate transactions for credit cards, debit cards, and other types of financial/banking cards. The payment network is a closed network that is assumed to be secure from eavesdroppers such as the American Express® network, VisaNet® network or Veriphone®.

Additionally, other participants may be involved in some phases of the transaction, such as an intermediary settlement institution, but these participants are not shown. Each participant is equipped with a computing system to facilitate transactions. The customer has a personal computer, the merchant has a computer/server, and the bank has a main frame computer; however, any of the computers may be a mini-computer, a PC server, a network set of computers, laptops, notebooks, hand held computers, set-top boxes, and the like.

Referring now to FIG. 1A, a transaction system 100 suitably includes at least one user computer 110, a transaction authorizer computer 120, a security server 130 and an optional transaction tool server 140. In various embodiments described in detail herein, the transaction system 100 is used in electronic commerce to conduct purchase transactions. Specifically, the user computer 110 is a purchaser or customer computer, the transaction authorizer computer 120 is a merchant computer and the transaction tool server 140 is a digital wallet server. It will be appreciated that although the transaction system described herein is an electronic commerce system, the present invention is equally applicable to various other electronic transaction systems.

The various computer systems and servers are interconnected as appropriate by a data network 102, which is any data network such as the Internet or another public data network. Other suitable networks 102 include the public switched telephone network (PSTN), corporate or university intranets, and the like. In various embodiments, such as the one shown in FIG. 1B, merchant computer 120 is electronically coupled to security server 130 through a data connection 152 separate from network 102. Similarly, various embodiments include a connection 150 separate from network 102 connecting the wallet server 140 and security server 130. Exemplary data connections suitable for use

6

with connections 150 and 152 include telephone connections, ISDN connections, dedicated T1 or other data connections, wireless connections and the like. It will be appreciated that connection 150 and connection 152 may be identical connections, or each may be an entirely different form of connection in various embodiments of the invention.

Various embodiments, such as the one shown in FIG. 1C, also include an application server 160. In various embodiments, databases (not shown) and/or profile servers (not shown) may be connected to application server 160 and/or wallet server 140. Application server 160 can be used to balance the workload. Spreading the workload between digital wallet 140 and application server 160 can enhance efficiency and/or security. For example, application server 160 may perform some of the functionality performed by the Wallet server 140, such as database access. Because the application server 160 is not connected to the data network 102, security may be enhanced by having database access be performed by the application server 160 instead of the wallet server 140.

While various exemplary embodiments have been illustrated in FIGS. 1A-1C, it will be appreciated that other embodiments are possible. For example, an embodiment may include connection 150 but not connection 152 or vice versa. Furthermore, components (e.g., customer 110, merchant 120, security server 130, wallet server 140 and application server 160) may be individual computers or networked groups of computers acting with similar purpose to fulfill the functions described herein. Functionality attributed to a single component may be distributed among one or more individual computers in order to fulfill the described functionality. For example, the wallet server 140, may in fact be a collection of Web servers, application servers, database servers and other types of servers.

To conduct a transaction, customer 110 suitably establishes a connection through network 102 with a merchant 120. When a purchase is to be consummated, customer 110 accesses wallet server 140. The customer 110 is then redirected to security server 130 to verify that a smartcard is in the customer's possession. The smartcard may include a digital certificate that uniquely identifies the card such that, digital credentials relating to the transaction may be created, as described below. In various embodiments, portions of the digital credentials are returned to customer 110 and a portion is provided to wallet server 140 via secure connection 150. Customer 110 may then use the digital credentials to authenticate to a wallet server 140, which may complete the electronic transaction as a proxy for customer 110. Wallet server 140 may include functionality for completing purchase forms affiliated with merchant computer 120, for example. When merchant 120 receives a secure purchase instrument identifier from customer 110 or from wallet server 140, card authorization may take place over connection 152 as with any ordinary charge card authorization. As described above, the communications can be performed using various protocols, for example SSL or VPN and the like. Because the smartcard contains identifying information that is unique to the particular card and which can be made known to the network through electronic means, a purchase transaction conducted with the smartcard is more secure than a transaction conducted with an ordinary charge or credit card. A lower discount rate may be justified for the secure transaction, which may be processed by the card issuer as a "Card Present" transaction. Additionally, if the transaction is a "Card Present" transaction, the risk of fraud may be transferred from the merchant to the card issuer.

With reference now to FIG. 2, an exemplary purchaser computer **110** (also referred to as a client, customer, or user computer) is any computer system that is capable of initiating an electronic purchase transaction on data network **102**. In various embodiments, purchaser computer **110** is a personal computer running any operating system **212** such as any version of the Windows operating system available from the Microsoft Corporation of Redmond, Wash. or any version of the MacOS operating system available from the Apple Corporation of Cupertino, Calif.

Purchaser computer **110** suitably includes hardware and/or software to allow a smartcard **202** to interface with a Web browser **216** through operating system **212**. Web browser **216** is any program compatible with purchaser computer **110** that communicates via network **102** such as Netscape Communicator available from the Netscape Corporation of Mountain View, Calif., Internet Explorer available from the Microsoft Corporation of Redmond, Wash., or the AOL Browser available from the America Online Corporation of Dulles, Va. In various embodiments, purchaser computer **110** includes a wallet client **214**, which is any computer program configured to communicate with wallet server **140**. An exemplary wallet client **214** is the Microsoft Wallet, or the GlobeSet Wallet available from the GlobeSet Corporation of Austin, Tex., although any wallet program could be used.

Wallet client **214** and browser **216** may interact with smartcard **202** by sending data through operating system **212** to a card reader **204**. Card reader **204** is any reader device capable of transferring information between wallet client **214** and smartcard **202**. In various embodiments, card reader **204** is an ISO-7816 compatible reader such as the Model GCR410 available from the Gemplus Corporation of Redwood City, Calif., or any other suitable reader.

Smartcard **202** is any card that is capable of conducting electronic transactions, such as any smartcard that is compatible with the following ISO standards, all incorporated herein by reference in their entirety:

- ISO/IEC 7816-1:1998 Identification cards—Integrated circuit(s) cards with contacts—Part 1: Physical characteristics;
- ISO/IEC 7816-2:1999. Information technology—Identification cards—Integrated circuit(s) cards with contacts—Part 2: Dimensions and location of the contacts;
- ISO/IEC 7816-3:1997 information technology—identification cards—Integrated circuit(s) cards with contacts—Part 3: Electronic signals and transmission protocols;
- ISO/IEC 7816-4:1995 Information technology—Identification cards—Integrated circuit(s) cards with contacts—Part 4: Interindustry commands for interchange;
- ISO/IEC 7816-5:1994 Identification cards—Integrated circuit(s) cards with contacts—Part 5: Numbering system and registration procedure for application identifiers;
- ISO/IEC 7816-6:1996 Identification cards—Integrated circuit(s) cards with contacts—Part 6: Interindustry data elements; and
- ISO/IEC 7816-7:1999 Identification cards—Integrated circuit(s) cards with contacts—Part 7: Interindustry commands for Structured Card Query Language (SCQL).

An exemplary smartcard **202** is a smartcard in accordance with the ISO 7816 specifications including a model SLE66 chip available from the Infineon Corporation of Munich, Germany. The SLE66 chip includes a memory (such as a 16 k memory, although more or less memory could be used)

and a processor running, for example, the Multos operating system (such as Multos v.4). In various embodiments smartcard **202** also includes an applet for storing and processing digital certificates or other cryptographic functions. For a basic introduction of cryptography, see “Applied Cryptography: Protocols, Algorithms, And Source Code in C,” by Bruce Schneier and published by John Wiley & Sons (second edition, 1996), which is hereby incorporated by reference. For example, an X.509 Java applet could be included on smartcard **202** or processing an X.509 certificate stored thereon. While the embodiments described herein utilize a smartcard, it will be appreciated that other intelligent tokens, for example a global system for mobile communication (GSM) mobile phone, can be substituted for the smartcard in various embodiments of the invention.

With reference now to FIG. 3, a security server **130** suitably includes an interface to network **102**, a security engine **304** and an authorization server **306** communicating with a database **310**. Network interface **302** is any program that facilitates communications on network **102**, such as a Web server. In various embodiments, network interface **302** is based upon Netscape Enterprise Server, available from the Netscape Corporation of Mountain View, Calif., Network interface **302** receives electronic messages on network **102** and routes them to security engine **304** or authorization server **306** as appropriate.

Security engine **304** and authorization server **306** may be separated by a firewall **308**. Firewall **308** is any hardware or software control (such as a router access control) capable of restricting data flow between an internal and an external network (not shown), in various embodiments, security engine **304** suitably resides outside the firewall to administer data transfers between the security server **130** and the customer **110** or wallet server **140**. Authorization server **306** retains valuable confidential information such as database **310**, which may contain a cross-reference of x.509 certificates stored on the various smartcards **202** associated with the system **100**, so it may be suitably maintained on an internal network for enhanced security. It will be understood that the functionality of security engine **304** and authorization server **306** may be suitably combined or separated in various ways without departing from the scope of the present invention.

With reference now to FIG. 4, an exemplary wallet server **140** includes a network interface **402**, an optional applet server **404** and a wallet application **406**. Network interface **402** is any program that facilitates communications on network **102**, such as a Web server. In various embodiments, network interface **402** is based upon Netscape Enterprise Server, available from the Netscape Corporation of Mountain View, Calif. Optional applet server **404** provides server functionality for distributed programs such as Java programs or ActiveX controls. An exemplary applet server is the Java Applet Server available from Sun Microsystems of Mountain View, Calif. Applet server **404** and network interface **402** provide support functionality for wallet application **406**, which may handle login functionality, retrieve wallet data from wallet database **408**, and/or administer transactions as described herein. In various embodiments of the invention, wallet server **140** may include the SERVERWALLET (a.k.a. NETWALLET) program available from the GlobeSet Corporation of Austin, Tex.

Various embodiments of the invention may include an activator application that suitably helps consumers with the wallet purchase process. The activator application may present status information, for example, or may actively

launch the wallet client **214** (FIG. 2) when appropriate. Additionally, the activator may maintain a local cache of sites supported by the wallet.

The activator application program may be implemented as a conventional computer application. In various embodiments, the activator application displays information as a system tray icon, as a “floating bitmap, or in any other suitable manner. The graphical representations (e.g., icons) may indicate status information such as “browsing at a supported site”, “browsing at a supported checkout page”, “browsing at a supported payment page”, “no browser windows open”, “browsing at an unsupported page”, and/or the like.

A floating bitmap may be implemented with any graphical file or format, for example, a graphics interchange format (GIF) file. Alternate embodiments present information in graphical, audio, visual, audiovisual, multimedia, animated or other formats. Moreover, GIF files may be replaced with LZW files, TIFF files, animated GIF files, JPEG files, MPEG files, or any other sort of graphical, audio or multimedia format or file.

Preferably, the present invention is enhanced by providing a transaction tool with a window which includes controls which allow a user to more easily use the transaction tool. The transaction tool can be used for various electronic transactions. For example, purchase transactions, financial advisory transactions, insurance transactions, consumer-to-consumer transactions, such as barter transactions, transactions relating to offers and rewards, etc. The transaction tool described in detail herein is a digital wallet used for electronic purchase transactions. The digital wallet is enhanced by providing a window with controls for the customer to more easily use the wallet. Preferably, the present invention includes a client-side implementation for accessing digital wallet functionality (“activator”) and a server-side toolbar, that allows the user to perform a small download of the activator and utilize one or more control elements of the Operating System User interface, for example, a Microsoft Windows system tray icon.

The activator is object code that runs on the user’s computer and contains routines for accessing the wallet server. The activator can generate events and the activator contains procedural logic which allows for communication with the wallet server in response to specific user and system actions or events. Preferably, the activator presents a single graphical element, for example an icon which in a Microsoft Windows embodiment appears as a Windows system tray icon, and which enables the user to trigger the appearance of the wallet toolbar. In various embodiments, the wallet toolbar is, in effect, a special browser window that accesses the wallet server. The activator communicates with the wallet server to automate the update of the activator object code, via a small download. Preferably, the user is queried for a confirmation prior to performing the activator download. In various embodiments, the activator communicates with applications other than the Wallet, for example, offers of rewards.

The system provides the content of relevant options on each of its web pages, namely dynamic and contextual information that is specific to each page viewed by the user. This is accomplished by the activator monitoring URLs and potentially keying on pages so that the user can be made aware of potential opportunities. For example, the activator can check to see if the user is viewing a merchant site and present applicable offers (e.g., discount on merchandise, etc.) to the user. The activator can also monitor versions of software on the user’s system and inform the user of possible

upgrade versions. In an exemplary embodiment, the system is implemented on any network, such as a WAN, LAN, Internet, or on any personal computer, wireless electronic device or any other similar device. The system can be implemented on an operating system, for example Microsoft Windows, Mac OS, Linux, Windows CE, Palm OS, and others.

The activator, which is preferably implemented on the client side, allows the user **110** to be in constant or intermittent communication with the digital wallet **140** issuer, for example, American Express, without having to have intrusive windows taking up space on the user’s display. As described above, this allows the wallet issuer to monitor and present possible items of interest to the user at appropriate times. The configurable controls presented in the window allow the customer to quickly navigate to desired Web sites, and to immediately invoke desired functionality such as digital shopping cart checkout. Preferably, the client toolbar may be a discrete window that associates with the user’s browser window, and maintains a geometry that effectively renders it a part of the users browser. Although when the user clicks on its controls, the window remains in its original state, namely the window directs the browser window to visit desired URLs and invoke specific actions (such as, use of the digital wallet). For example, after selecting a digital wallet icon from the system tray, the digital wallet toolbar **502** is displayed as a discrete window that is associated with the user’s browser window **500** as shown in FIG. 5. In an alternative embodiment, the client toolbar frames the existing wallet window, providing the additional controls as described above in an extension of the window area which is provided by an existing wallet. In another alternative embodiment, the area is divided in the user’s standard browser window to create an area that can be used for wallet and the other controls described above.

The system preferably provides a convenient way for customers to not only visit favorite URLs, but also to invoke specific functionality that might otherwise incur many steps, and which might change as the vendors’ sites are continually updated. The system also preferably provides a simpler user experience by making the wallet and e-commerce sites not only easy to use, but by making the wallet and client toolbar easy to find. When a user has many different windows open, finding the wallet window can be difficult and annoying, especially as different browser windows seize GUI focus during the course of normal navigation and interaction with sites. As such, use of the system tray icon and server side functionality provides a superior user experience. In a preferred embodiment, the present system works with any known in the art browser, such as Netscape Navigator.

While prior art systems may simply provide a customizable portal (e.g., MyAmericanExpress.com) that allows a user to visit the page and then traverse links from that page, an exemplary embodiment of the present invention suitably provides a window with controls that will stay on the users’ desktop as they navigate throughout the Web. Additionally, the client toolbar provides a means of automating actions for the user, where these actions take place on third party e-commerce sites. Moreover, prior art systems may utilize a separate browser window to render the wallet controls, but the present invention utilizes a standard browser window which has been divided to provide an area for the wallet to occupy. For example, in a preferred embodiment, a digital wallet icon is available to the user as a system tray icon (not shown). Upon invocation of the digital wallet icon, the digital wallet toolbar **502** is displayed as shown in FIG. 5. The digital wallet toolbar is unobtrusive while including

controls which allow the user to utilize the digital wallet. Preferably, the toolbar **502** is associated with the browser window **500**.

As shown in FIG. 6, if the user selects a shopping directory button from the toolbar **502**, the toolbar expands to a shopping directory page **602**. The user can select a merchant from the list of merchants **604** displayed in the shopping directory page **602**. Upon selecting a merchant from the list of merchants **604**, the digital wallet takes the user to the selected merchant site **702**, such as is shown in FIG. 7. Preferably, when the digital wallet takes a user to a merchant site **702**, the toolbar **502** returns to its normal size.

When the user makes a purchase from a merchant, for example by placing items in a shopping cart and proceeding to checkout at the merchant's site, the checkout function is performed, in part, by the digital wallet of the present invention. As shown in FIG. 8, when the user indicates a desired purchase at a merchant site **702**, the checkout user interface **802** of the digital wallet is displayed. For example, the checkout display **802** appears in one side of the browser window, while the merchant window **702** is still displayed on the opposite side of the browser window. Much of the information that a user would normally have to enter at the merchant checkout (for example, name, address, e-mail address, credit card information, etc.) is already known by the digital wallet and is pre-filled in the digital wallet checkout window **802**. In a preferred embodiment, the user can edit the pre-filled information.

Preferably, the present system also includes methods and apparatus that facilitate the reliable population of HTML forms on Web sites. The end result is that users can identify information content that they wish to provide to sites in a general manner, independent of the actual appearance, labeling, and behaviors of various e-commerce Web sites. Preferably, the present invention includes an "auto-remember" component that allows a user to capture data that is entered and a "form fill" component which includes a powerful set of processes that results from the combination of several different models of sites and users.

The present invention collects information from users, storing it securely and reliably on a server, and then provides it to appropriate form fields under the user's direction. The system maintains mappings of user information to the various HTML form fields of sites that are of interest to the user. This information can then direct how HTML forms are to be filled (or pre-filled) for users who wish to interact with those sites.

With respect to the "auto-remember" feature, prior art digital wallets may implement a remember function, but it must be initiated by the user. With the present "auto-remember" feature, digital wallet users do not need to click a button to remember the form they just filled out because the present system remembers the fields that the user is submitting on a merchant window. When a form is submitted (for example, by pressing a "Submit" button or a "Buy" button), the online wallet responds by determining if the window that triggered the form submission is a merchant window of interest. If so, the wallet suitably remembers the data; otherwise, the wallet can disregard the occurrence of the form submission and continue to run as normal.

The digital wallet controls may include a button labeled "remember", or may also support an automatic remember feature that is always active. In general, fields other than those that are automatically populated by the wallet can be remembered. In this context, remembering a field means that when a user enters data into a specific field, the value will be stored by the system. The wallet component will detect

field values entered in this way and will securely transmit them to a server via the Internet. When a user next goes to this page, the wallet, in addition to populating the form with fields that are retrieved from the wallet system, will also populate the form with values that had previously been remembered. When processing the form (pre-fill), the wallet will securely retrieve field values from the server.

More particularly, with respect to the Internet Explorer browser, the invention suitably implements an ActiveX control that attaches itself to a Web page such as, for example, the American Express Online Wallet. In a preferred embodiment, the ActiveX control contains a method that captures the browser events of all Internet Explorer browsers, so that the American Express Online Wallet can respond to these events if necessary by a JavaScript function loaded within the American Express Online Wallet, thereby allowing the system to obtain the completely downloaded document within an Internet Explorer browser. Specifically, this allows the system to capture the "Document Complete" event raised by the Internet Explorer browser which specifies when a document has finished loading. When this event is captured, the ActiveX control notifies the American Express Online Wallet by calling a JavaScript function loaded within the American Express Online Wallet. This function responds to this event by suitably communicating with the ActiveX control to capture the "Form Submit" events for all forms on all Internet Explorer browsers.

When a user fills a form on a Web page and clicks the "Submit" any control, such as a button, that submits a form) button for that page, the American Express Online Wallet is notified by the ActiveX control calling a JavaScript function loaded within the American Express Online Wallet. The American Express Online Wallet then suitably determines if the document raising the "Submit" event is of interest by checking the URL of the window that raised the event. If the event is to be handled, the American Express Online Wallet must call a suitable function within the ActiveX control that obtains the document object model (DOM) that raised the event. The DOM can then be traversed and the form values can be saved so that they can be sent to the server for storage in memory. In a preferred embodiment, the ActiveX control must properly detach itself from capturing the browser events and form "Submit" events so that runtime errors are minimized.

With respect to the Netscape browser, because of Netscape's implementation of events, the system captures the event from within JavaScript alone. If the system successfully obtains the "Universal Browser Write" privilege (i.e. granted by the user), the system can then successfully call a function that allows an external window to capture events of another window. The system then can traverse the document object model for all frames of that window. When doing so, the system notifies each form of the window that the system wants to capture the "Submit" event. As such when a user fills a form on the window that the system notified and clicks the "Submit" button (i.e., any control, such as a button, that submits a form) for that page, the online wallet is notified and suitably responds. One skilled in the art will appreciate that the present invention may be implemented in any suitable transaction system, including, but not limited to any suitable digital wallet system.

With respect to the form fill function, the digital wallet, such as, for example, the American Express Online Wallet, provides a form fill functionality to aid users in populating forms. Prior art systems, such as the system provided by GlobeSet, Inc., typically use a Browser Helper Object (BHO). The BHO approach often includes disadvantages

such as, for example, the Internet Explorer 5.0 browser has a bug where it will only load the first BHO specified in the registry. This is a problem for any application since it can't be sure whether its BHO is loaded or not. Moreover, a BHO is loaded for each instance of Internet Explorer such that multiple instances of a BHO could be running at any given time—therefore eating up memory and slowing down navigation for all browsers versus only the one of interest.

The present invention preferably replaces the BHO solution by using the same ActiveX control as specified in the “auto remember” feature. By attaching an ActiveX control to the Online Wallet Web page, the system suitably obtains the document object model for any document loaded within any given Internet Explorer browser by using, for example, the Shell Windows API. When a user clicks a “Fill Form” button on the Online Wallet, the wallet can respond by first obtaining the document object model through the ActiveX control. Next, the wallet can save the names of the fields that it makes up forms and send them to a heuristic engine on the server. The server will respond to this request by returning the values that should be used to fill these fields. The fields can then be filled using the same document object model obtained earlier. As such, the present invention reduces the problem of having to enter repetitive data in forms at Web sites. In addition to saving effort on part of customers, it increases accuracy of the entered data.

More particularly, the architecture of the present invention combines a server-side model of each site (e.g., fields, pages, links, etc.), server-side model of user (e.g., profile), user generated model of site (e.g., macro recording, tagging, drag and drop) model of site manually generated by system (e.g., to augment and validate the user generated models), and heuristically generated model of site (e.g., inference of semantic information about fields, actions, etc.). The present system creates and stores several distinct types of models. The first characterizes the site, for example, how do you check out, how do you add something to a shopping cart, how do you search for a type of product, how do you enter preferences (e.g., travel), etc. The second model characterizes the user, for example, what are the things that a user can do and what are the profile attributes of a user. By combining these two models, the present system creates special processes that add great flexibility and power. The system maps from the model of what a user can do, to the model of the site, wherein the site models are generated by any known method. As such, the site model can be created by the user, by the host, by the transaction card company (issuer) or even by the site provider. In a preferred embodiment, ECML/XML can be used to represent models for the site. In various embodiments site models can be exchanged with other systems.

For example, a user may routinely visit sites of different airlines and travel services in order to purchase airline tickets. Each site typically has fields on different screens for collecting information that are relatively similar between the various sites. However, each site will use different HTML form fields that are placed on different URLs, and which may also change over time. Even though the information is very similar in nature across the different sites, there is presently no common mechanism to automate the process of populating fields for user travel preferences (e.g., seating, meals, travel times, affinity rewards, etc.). Each site may have its own profile of the user which stores much of this information. However, the user would still need to create such a profile for each site independently, given the current practice.

The present invention includes heuristics based field recognition. In this approach, field labels are identified by their spatial proximity to form fields of interest. A combination of field labels and form field HTML attributes (most notably the “name” attribute of the HTML “input”, “select”, and “action” elements) will be used as input to a heuristic engine that contains a dictionary to aid the identification of desired fields.

In another embodiment, the present invention includes user mediated field recognition. In this approach, the user willfully captures input via a “Remember” button or similar control that allows servers to capture information about the sequence of actions the user executes. When the user does this, he or she can effectively “play back” the actions (similar to macro scripting employed in other software systems). As such, the user's actions can be fed into the heuristic engine and also be fed directly into field mapping tables that are used by the processes of this engine.

In a preferred embodiment, the above two approaches may need some manual interaction in order to completely create process maps and form field maps that accurately depict the navigation and form field completion possibilities that enable this invention. When necessary, human analysts will operate in a fashion similar to what occurs during user mediated field recognition, although they will provide far more information about their navigation and form filling processes than would the typical user. In all cases, the information that is gathered is used to create a process map (or detailed site map) that depicts the sequence of actions (form fill, HTTP Post, HTTP Get, etc.) by which various activities can occur. A field map will also be generated for each of the Web pages in the process map, wherein the field map defines the precise names of fields that can be used to automate form submission. State maps may also be required to track the states of users as they interact with the Web site (the state of the user, such as logged on vs. not logged on, will modify the results of specific actions on the site).

In a preferred embodiment, the process by which the user interacts can either be fully automated (in which case the user merely conveys the desire to perform a scripted action) or can be user mediated (in which case the invention can pre-fill form fields for the user, thereby affording the user the opportunity to correct, change, or complete any fields that require further data entry). In addition to the products and services described above, the enabling technology in the form of the process and field maps can be leveraged for new products and services, such as enabling companies to automate the entry of form data for their site visitors. For example, if a company compiled process and field maps for the benefit of their own customers (by any of the means described above), then the company can also license this information, services, and products to third party customers. The sites for which these maps exist may also use the present invention such that the sites benefit by delivering a similar service to their customers who are not benefiting from the system. The underlying processes themselves will also rely on a system which acquires this information and reformats it, for example, as XML and ECML. These standard representations would form the basis of information exchange for the latter two products/services.

With reference now to FIG. 9, a process 900 implemented by an exemplary activator program suitably includes initializing the application (step 902), monitoring the uniform resource locator (URL) as the user browses or shops online (step 904), determining whether the user is browsing at a supported site (step 906), determining the type of supported site (steps 908 and 912) and responding appropriately at

Processing steps **910** and **914** (respectively). Other features (such as coupons, special offers, monitoring, security and the like) may be implemented at step **916**.

Initialization step **902** suitably involves opening the activator application and initializing the application as appropriate. The activator application may be initialized in response to system startup, connection to a network (such as the Internet or a LAN), or initialization of a browser (such as Internet Explorer, available from the Microsoft Corporation of Redmond, Wash. or Netscape Explorer, available from the Netscape Corporation of Mountain View, Calif.). In various embodiments, the activator application may contact the wallet server **140** (FIG. 1), wallet application **406** (FIG. 4) or another server on network **102**. The activator application suitably contacts the remote server to obtain information such as a list of Web sites, domain names, or URLs that are supported by the wallet. This information may be obtained on a regular basis (e.g. daily, weekly, monthly, or at each initialization of the agent application) or when polled by the activator application or the server. In various embodiments, the activator application stores the list of supported URLs in a cache or file on a local drive, or in memory on the client computer.

As the user browses the Internet or other data network **102**, the activator application suitably monitors the location of the user on the network. One method of monitoring the user's browsing is to monitor the URL used by the user's browser. In such embodiments, the activator application obtains the present URL from the users' browser (or from the system network interface, as appropriate) and compares (step **906**) the present URL against the list of supported URLs obtained from the remote server in initialization step **902**. These comparisons are shown in logically separate steps **906**, **908**, **912** and **916** in FIG. 9, although these steps could be combined or separated in any fashion without departing from the ambit of the invention. For example, although FIG. 9 shows multiple comparisons being executed, a single comparison of each present URL against the list of supported URLs may be sufficient in certain embodiments.

If the present URL corresponds to a supported URL, the activator application responds appropriately. For example, if the present URL is a supported checkout page (yes in step **908**), the activator application executes a checkout process (step **910**). The checkout process may include notifying the user that the checkout page is supported through a pop-tip message, or by displaying a particular icon in the system tray or in the floating window. If the wallet client application **214** is not already open, the activator application may present a dialog box or other prompt to the user indicating that the page is supported by the wallet application **214**. The prompt may also provide a button or other mechanism by which the user may open the wallet application **214**.

If the present URL corresponds to a supported payment page (yes in step **912**) the activator application may provide payment instructions to the wallet application, or otherwise pass control to the wallet application (step **914**). Messages sent between the activator application, the wallet application, the browser, and the like may be sent by Open Desktop messages, Object Linking and Embedding (OLE) messages, object routine calls, OS calls, or the like.

In various embodiments, the functionality described above is accomplished using cookies as described next. Cookies are used to detect a valid user context. If valid user context is detected, the activator will either: launch a server application or launch a server toolbar that enables the user to launch other applications. For example, a user's browser

might have several cookies that signify the ability to purchase via either a private payment or a specific card product. The activator may launch a toolbar that allows the user to select a desired payment instrument (e.g., from private payments or a card in the user's digital wallet). It will be appreciated that the available applications are not all necessarily related to a purchase transaction. In various embodiments, the context information is stored both on a server and in cookie associated with the browser. For example, the cookies might act as a key by which the context information can be retrieved from the server.

Other functionality (step **916**) may also be incorporated into the activator application. For example, security mechanisms (such as those described above and below), customer monitoring functions, coupons, special offers and the like could be implemented. In the case of coupons or special offers, the activator could sense the present URL as corresponding to a particular product or Web page. When the user "surfs" or browses to the particular supported URL, the activator application notices the match and presents the user (via a dialog window, or via the browser, or the like) with a special offer, such as an opportunity to purchase a particular product or to receive special discount on a purchase. It will be appreciated that other functionality could be incorporated into the activator application without departing from the ambit of the present application.

In various embodiments of the invention, wallet client **214** (FIG. 2) is pre-filled with information that is specific to the particular user/customer. With reference to FIG. 1, a user may apply for a digital wallet by contacting a Web server such as, wallet server **140** on network **102**. The user completes a registration form (which may be generated with CGI scripts, for example) to apply for the wallet. Wallet server **140** suitably receives demographic, account and other information (e.g. address, shipping address, name, credit card number, and the like) from authentication server **306** (FIG. 3) or another server on a private network. This information may be used to configure a wallet client **214** (FIG. 2) that is unique to the particular user. One method of configuring the wallet client **214** is to create a configuration file that is associated with client **214** and that is read by client **214** to obtain wallet information as described above.

Preferably, the registration information also includes card reader information which includes whether the card reader port should be serial or USB port. If the wallet application is approved, a card reader may be shipped or otherwise provided to the user, and a special code (such as a cryptographic key, or a password, or any other sort of electronic or printed code) is also provided to the user. The user then registers for online wallet service by electronically contacting wallet server **140** and authenticating to the server with the card and/or with the special code. After providing the special code, the user receives a specially configured copy of the wallet software, which may be installed on customer computer **110**, as appropriate. The wallet pre-fill procedure may be used with any credit card or charge card by simply associating a version of the wallet program with a special code. Configuration information for a particular user is associated with a code that is provided to the user, who may later present the special code to authenticate him/herself with wallet server **140** to obtain a copy of the wallet that has already been pre-configured with data specific to the particular user.

With primary reference now to FIGS. 1 and 10, customer **110** suitably initiates a transaction by logging in to wallet server **140** using smartcard **202**. To log in to the wallet server **140**, customer **110** first may connect to the security server

130 via browser 216. The user selects a particular uniform resource locator (URL) for the login page through a bookmark, an internet shortcut, a hyperlink, or any other suitable technique. Security server 130 may then return a login page via network interface 302. In various embodiments, a form entry and submission button for user/password login and a hypertext link for smartcard login are provided as part of the login page. The user selects smartcard login, and browser 216 suitably responds by forwarding log on request message 1002 (FIG. 10). Security server 130 receives logon request 1002 and initiates the smartcard logon process as appropriate. In various embodiments, security server 130 formats a cryptographic challenge by authorization server 306 or security engine 304 in response to logon request message 1002. Cryptographic challenge 1004 is any sort of challenge message that prevents replay attacks (e.g., fraudulent messages created by re-sending previously sent authentication packets), such as a challenge that is based upon random data and is designed to solicit a response from the X.509 application stored on smartcard 202. The challenge is then suitably provided to customer 110 via network 102 as challenge message 1004.

Upon receipt of challenge message 1004, browser 216 suitably passes message 1004 to wallet client 214 for processing with smartcard 202. If wallet client 214 is not running, browser 216 may automatically open the program. Wallet client 214 then prepares the signature response, as appropriate. For example, wallet client 214 may extract the server challenge information, format a new client challenge (i.e., a second cryptographic challenge for smartcard 202), combine both challenges into a dual challenge, and compute a hash of the dual challenge for later use, for example, in a Public-Key Cryptography System 1 (PKCS1) cryptographic block. The hash may be computed according to any algorithm such as MD3 or MD4, for example, and is suitably used to guarantee the completeness and accuracy of the data in the dual challenge block. It will be understood that PKCS1 is a public key cryptography standard defining mechanisms for encrypting and signing data using RSA public-key cryptosystems. The PKCS standard is fully defined in *PKCS #1: RSA Cryptography Specifications Version 2.0* dated September 1998 (available online from <http://www.rsa.com/rsalabs/pubs/PKCS/html/pkcs-1.html>) and incorporated herein by referenced in its entirety.

The PKCS1 block is suitably provided to smartcard 202 via reader 204 for processing (step 1006 in FIG. 10). In various embodiments, card reader 204 interacts with customer computer 110 to prompt the user for a personal identifier, for example a personal identification number (PIN) or other unique identifier, to access the card. In a preferred embodiment, a PIN is stored on smartcard 202. Alternatively, a PIN or other personal identifier may be stored elsewhere on the system, for example, on the reader 204 or the customer computer 110. The user suitably enters the personal identifier as appropriate to unlock smartcard 202, which receives the dual challenge block from wallet client 214 and digitally signs the block as appropriate. In various embodiments, smartcard 202 contains a private key that is used to compute a digital signature of the block. The signed block is then returned to wallet client 214, as appropriate. In various embodiments, smartcard 202 also provides a certificate (such as an X.509 certificate) that corresponds to the private key used to compute the digital signature.

After receiving the signature and certificate from smartcard 202, wallet client 214 suitably creates an appropriate response message 1008 to be sent to security server 130. Although response message 1008 may be in any format,

various embodiments format response message 1008 as a PKCS7 message as defined in *PKCS #7: Cryptographic Message Syntax Standard, An RSA Laboratories Technical Note*, Version 1.5, Revised Nov. 1, 1993, available online from <ftp://ftp.rsa.com/pub/pkcs/doc/pkcs-7.doc> and incorporated herein by reference in its entirety.

After receiving response message 1008, security server 130 processes the message as appropriate (step 1010 in FIG. 10). In various embodiments, response message 1008 is routed to authorization server 306, which verifies the certificate and signature provided by smartcard 202. Upon successful verification of the certification and validation of the signature, in various embodiments a security token may be generated and returned to the customer 110 or smartcard 202.

In this manner, subsequent presentation of the Security token provides a means for the user to establish identity and securely interact with the wallet server. In various embodiments, authorization server 306 may also create an additional security token that identifies the user. In various embodiments this token may consist of multiple portions which can then map to an appropriate digital certificate, smart card, or other data, possibly utilizing data in database 310. In various embodiments, the additional security token and/or portions therein may be provided to customer 110 in conjunction with redirect message 1012. In various embodiments, the additional security token may be provided to the customer or maintained on authorization server 306.

Upon receipt of redirect message 1012, customer 110 suitably contacts wallet server 140 to request a connection. In various embodiments "Request connect" message 1014 suitably includes the security token and possibly the additional security token in entirety or part as part of redirect message 1012. Wallet server 140 queries the security server 130 using some combination of security tokens in whole or part to obtain identification of customer 110. The query 1016 and response 1018 are suitably transmitted across network 150, which in some embodiments is maintained separate from network 102 to enhance the security of the system 100. An alternative embodiment employs network 102 that in some embodiments affords enhanced security by Virtual Private Network, SSL protocol, use of shared secrets, and/or other cryptographic means. If the return credentials 1018 are in order, wallet server 140 retrieves the attributes corresponding to customer 110 from wallet database 408 and notifies customer 110 of a successful login via message 1020, it will be appreciated that alternate embodiments of a logon sequence are possible. It will also be appreciated that any sort of encryption schemes, message formats and the like could be used to implement a login sequence 1000.

Referring now to FIG. 11, an exemplary authentication flow 1100 suitable for use during a purchase transaction begins with a customer 110 placing a request 1102 with wallet server 140 for an event (such as a purchase) for which authentication is required. Wallet server 140 suitably recognizes the event and submits a request message 1104 to the security server 130, for example, via communication channel 150, to format a challenge message. Authentication server 306 (or some other component of security server 130, as appropriate) then formats a challenge message 1106 (which may include random data) and provides the challenge message 1106 to wallet server 140, for example, via connection 150. Wallet server 140 receives the challenge message 1106 and forwards the challenge data to browser 216 as signature request message 1108. Browser 216 opens wallet client 214, if necessary, and forwards signature request message 1108. As described above, wallet client 214

formats a signature request block such as a PKCS1 block including a server challenge, a client challenge and a hash. The resultant signature request block is provided to smart-card **202** via reader **204**. Smartcard **202** suitably signs the block and provides a copy of its X.509 certificate, as appropriate.

The signed block may then be returned to wallet client **214**, which suitably formats an appropriate signature response message **1110** (such as a PKCS7 message) and sends it to wallet server **140**. Wallet server **140** then formulates validity check message **1112**, which includes data from signature response message **1110** and the security token associated with customer **110** during the logon process (such as the exemplary logon process shown in FIG. **10**). In alternate embodiments, the security token provided is received from customer **110** as part of signature response message **1110**. Validity check message **1112** is sent to security server **130** via connection **150**, as appropriate. Security server **130** may then route validity check message to authorization server **306**, as appropriate, which may check the signature and retrieve the appropriate security token from database **310** (step **1114** in FIG. **11**). The security token and/or optional unique identification code retrieved from the database is then compared to the security token or ID received from the wallet server **140**. If the two objects (e.g., security tokens or IDs) match, it can be deduced that the card presently used by customer **110** is the same card used by customer **110** at the time of to on. An appropriate approve or reject message **1116** is then sent from security server **130** to wallet server **140**, and the transaction is allowed to proceed.

In various embodiments, wallet server **140** acts as a proxy for customer **110** during transactions. For example, wallet server **140** may complete purchase forms including shipping address, card number, and the like on behalf of purchaser **110**. Merchant **120**, may then authorize the purchase transaction as a standard charge card transaction using conventional hardware and software. It will be realized, however, that the added security provided by the systems disclosed herein will allow added confidence in the identity of the purchaser, thus justifying a lower discount rate for the transaction.

Various embodiments of the invention incorporate an added protection against security breaches. Because many server-side functions incorporated into security **5** server **130** or wallet server **140**, for example, may incorporate various scripting components written in scripting languages such as JavaScript (as defined by Sun Microsystems of Mountain View, Calif.) or VBscript (as defined by the Microsoft Corporation of Redmond, Wash.), servers coupled to network **102** may provide various functionality to the multiple clients **110** through such server languages by providing scripts (or code) from the server to the client. The code is interpreted, compiled or otherwise executed by client computer **110**. In embodiments incorporating JavaScript, for example, scripts are interpreted and executed by a browser program (e.g. Internet Explorer, Netscape Communicator or the like) running on client computer **110**. Other embodiments include other non-PC browsers, for example Wireless Application Protocol (WAP) phones that support Wireless Markup Language (WML) scripts. The various scripting languages may contain instructions, objects or other data mechanisms for accessing files on the user's hard drive, for example, or for otherwise manipulating data on the user's computer. To prevent unauthorized sources from providing executable code to the user, the scripting languages may include a mechanism for allowing the user to approve scripts provided only from trusted sources. For example, a user

conducting an electronic transaction as described above may allow scripts provided from the wallet server to execute, but may prevent other scripts provided by other sources from executing on the user's computer.

A potential security problem encountered with many scripting languages is shown in FIG. **12A**. An unscrupulous "cracker" may create a Web site **1204** that is designed to perform malicious activities against users of a legitimate Web server **1206**. The cracker site **1204** (shown as the "criminal site" in the figure) may, for example, provide a portion of code, such as a script, to the user. The criminal site **1204** may also induce the user's Web browser **216** to request a particular uniform resource locator (URL) at the legitimate server **1206** (such as the wallet server **140**, or any other server on network **102**). The referenced URL may be deliberately crafted such that the legitimate server **1206**, returns, for example, an error message or other response to the client browser **216**. In various embodiments, the response from the legitimate server **1206** may automatically include a portion or variation of the request from the user's Web browser **216**. If that response includes JavaScript, VBscript or other code generated as a result of the malicious intent of the criminal site **1204**, then the code may be executed on the user's computer. This example illustrates one of many techniques in which a "cracker" may induce a legitimate Web server **1206** to send malicious instructions to a user's Web browser **216**. Because the various coding and scripting languages contain instructions for accessing the host computer's file system, registry, or the like, it will be understood that the unauthorized execution of such code is highly undesirable. Nevertheless, the technique shown in FIG. **12A** may allow scripting or other code from a criminal site **1204** to be provided to a user's computer. Because the users' computer thinks that the scripting came from a trusted source (i.e. the wallet server), the client's computer may execute the code from the criminal site, thus creating the potential for damage, unauthorized data dissemination or destruction, or the like. FIG. **12B** illustrates the correct communication flow that should occur (as opposed to the criminal attack flow shown in FIG. **12A**).

To prevent this potential security problem, various embodiments of the invention suitably include techniques for reducing or eliminating undesired executable code. With reference to FIG. **13**, a process **1300** for reducing the likelihood of script attacks suitably includes the steps of limiting the portions of the server having elevated permission (step **1302**), removing dangerous characters within that portion of the site (step **1304**), encoding certain characters where necessary (step **1306**), and optionally logging data that is provided to users from the relevant portion of the Web site (step **1308**).

With regard to step **1302**, a Web site typically includes various pages, each page having a unique URL. Users of the site may place elevated trust in certain servers (such as those corresponding to financial institutions or merchants who are reputable). By restricting the elevated trust to only a portion of the Web site (e.g., a limited subset of URLs corresponding to the trusted Website), the level of trust afforded to the rest of the site is suitably reduced and security is enhanced. Trust may be restricted to a limited portion of the site by configuring the user's Web browser to trust only a portion of the site, for example. The user's Web browser may be configured manually or by a configuration script provided by a wallet server, for example. When only certain pages (e.g. a portion) of the Web site are enabled with heightened trust,

any scripts included in references to other pages will either not be executed or will not be executed with heightened trust.

In addition to (or as an alternative to) configuring the client such that the client only “trusts” a certain portion of the server, the server may be configured to improve the security of the client-server interaction. For example, scripting with heightened trust may be disallowed on most of the server to improve security. Moreover, data provided to the trusted portion of the Web site may be monitored and/or modified before being returned to the user (steps 1304 and 1306). Most scripting languages require certain characters for formatting commands. For example, the JavaScript language is frequently encoded with script instructions placed between angle brackets (“<” and “>”). Hence, the angle brackets may be removed from any content that will be returned by a trusted portion of the Web site. If a Web page provided from a trusted portion of the Web site were to include a “criminal” JavaScript program attempting to use angle brackets, for example, the script instructions would not execute on the user’s computer because the script instructions would not be properly formatted after removing the angle brackets. Alternatively, certain “dangerous” characters (such as the angle brackets in JavaScript) may be returned in an alternate format, for example, in “ampersand notation” with an ampersand (“&”) and an American Standard Code for Information Interchange (ASCII) value for the particular character, or by replacing the “dangerous” character with a safe character, such as the “space” character (step 1306). It will be appreciated that any characters could be eliminated or encoded in various embodiments of the invention depending upon the particular languages, scripting environments, and the like that may be utilized.

In various embodiments, an optional step 1308 suitably includes maintaining a data log of information provided by the various portions of the Web site. All content in which characters have been encoded or removed can be logged so that the log can be reviewed to determine if the Web site is being used to compromise a network client. For example, all content provided from the Web page, all content provided from within the trusted portion, all content having scripting/programming content, all content from outside the trusted portion, or any other part of the Web site content could be logged into one or more datafiles. The datafiles may be suitably searched or otherwise consulted to determine whether there have been attempts to provide unauthorized content to users by the server.

In some cases internal machines can be attacked by a “criminal” site sending content that contains script to a network server that can log the content in audit trail (e.g., log) files. Given that a browser may have been configured a heightened trust for files residing on the server, in various embodiments, when a user reviews the audit trail files of Web and other e-commerce servers by using the browser, a script may be executed on the network client with the trust level of the network server that delivered the audit trail records (e.g., with a heightened trust level). Execution of this script may cause an attack which may occur long after the script was sent to the network server. This attack is preventable using the same methods and procedures described above to prevent cross site scripting, such as the “criminal” attacks described above. A filter, such as the one described in FIG. 13, running on a network server, such as a Web server, or running on a network client, such as a PC browser, can filter for script control characters and encode the characters, reject the characters or reject the entire record.

The corresponding structures, materials, acts and equivalents of all elements in the claims below are intended to include any structure, material or acts for performing the functions in combination with other claimed elements as specifically claimed. The scope of the invention should be determined by the allowed claims and their legal equivalents, rather than by the examples given above.

The invention claimed is:

1. A computer-implemented method comprising:

receiving, by a first server from a user device, a request for a transaction;

receiving, by the first server from a second server, an authentication request associated with the transaction and the user device, wherein the user device is allowed to proceed with the transaction in response to the user device providing an authentication of credentials based on the authentication request;

receiving, by the first server, transaction data associated with the transaction, the transaction data comprising executable commands associated with a programming language;

scanning, by the first server, the transaction data to identify the executable commands in the transaction data;

rendering, by the first server, the executable commands in the transaction data unexecutable by a network client by removing a character from the executable commands or replacing particular characters within the executable commands; and

sending, from the first server to the user device, the transaction data comprising the executable commands rendered unexecutable by the network client, wherein the transaction data sent to the user device is usable by the user device to conduct an electronic transaction.

2. The method of claim 1, wherein the transaction data is received as part of a transaction request from a user for a transaction at a merchant server.

3. The method of claim 1, further comprising:

forwarding a challenge to a user, wherein the challenge is passed to an intelligent token for processing the challenge, and wherein the intelligent token generates a response to the challenge;

receiving, by a computer, the response from the user based upon the challenge;

processing, by the computer, the response;

verifying, by the computer, the intelligent token;

assembling, by the computer, credentials for a transaction, wherein the credentials comprise a key; and

sending, by the computer, at least a portion of the assembled credentials to the user.

4. The method of claim 1, further comprising:

receiving, by a computer, a second request from a user, wherein the second request includes the portion of assembled credentials sent to the user;

validating, by the computer, the portion of the assembled credentials with a key of the assembled credentials, wherein the key is usable to authorize access to a transaction service; and

initiating, by the computer, a transaction session for use with the transaction service.

5. The method of claim 1, further comprising rejecting a request containing the executable commands.

6. The method of claim 1, further comprising logging the executable commands to form a security log.

7. The method of claim 6, further comprising reviewing the security log to identify executable commands that are hostile.

23

8. The method of claim 1, wherein the executable commands are determined to violate a security policy.

9. The method of claim 1, wherein the executable commands are included in a predetermined list of security threats.

10. The method of claim 1, further comprising receiving a request for a connection from the network client.

11. The method of claim 10, further comprising verifying that a response to the network client is void of the executable commands.

12. The method of claim 11, further comprising sending the response to the network client.

13. The method of claim 1, wherein the replacing comprises converting a script format character to another character, wherein the script format character identifies a block of code.

14. The method of claim 1, wherein the removing comprises removing a script format character, wherein the script format character identifies a block of code.

15. The method of claim 1, wherein the programming language comprises at least one of javascript, SQL code, XML code or markup language.

16. The method of claim 1, further comprising rejecting a transaction request in response to said removing or replacing.

17. The method of claim 1, further comprising rejecting a transaction request in response to a third party request being received from a merchant server.

18. A non-transitory computer-readable storage medium having instructions stored thereon that, in response to execution by a computer-based system, cause the computer-based system to perform operations comprising:

receiving, by a first server from a user device, a request for a transaction;
receiving, by the first server from a second server, an authentication request associated with the transaction and the user device, wherein the user device is allowed to proceed with the transaction in response to the user device providing an authentication of credentials based on the authentication request;

receiving, by the first server, a third party transaction data associated with the transaction, the third party transaction data comprising executable commands associated with a programming language;

scanning the third party transaction data to identify the executable commands, at least one of editing or removing, by the computer-based system, at least a portion of

24

the executable commands in the third party transaction data, wherein the at least one of editing or removing comprises at least one of:

rendering the executable commands in the third party transaction data unexecutable by a network client by removing a character of the executable commands, or rendering the executable commands in the third party transaction data unexecutable by the network client by replacing particular characters within the executable commands; and

sending, from the first server to the user device, the third party transaction data comprising the executable commands rendered unexecutable by the network client, wherein the third party transaction data sent to the user device is usable by the user device to conduct an electronic transaction.

19. A system comprising:

a memory communicatively coupled to a server, the memory having instructions stored thereon that, in response to execution by the server, at least cause the server to perform operations comprising:

receiving, by a first server from a user device, a request for a transaction;

receiving, by the first server from a second server, an authentication request associated with the transaction and the user device, wherein the user device is allowed to proceed with the transaction in response to the user device providing an authentication of credentials based on the authentication request;

receiving, by the first server, transaction data associated with the transaction, the transaction data comprising executable commands associated with a programming language;

scanning, by the server, the transaction data to identify the executable commands in the transaction data;

editing, by the server, at least a portion of the executable commands in the transaction data so that the executable commands are unexecutable by a computing device; and

sending, from the first server to the user device, the transaction data comprising the executable commands rendered unexecutable by the computing device, wherein the transaction data sent to the user device is usable by the user device to conduct an electronic transaction.

* * * * *