



US009405754B1

(12) **United States Patent**  
**McGuire**

(10) **Patent No.:** **US 9,405,754 B1**  
(45) **Date of Patent:** **Aug. 2, 2016**

(54) **SYSTEM AND METHOD FOR PRODUCT OPTIMIZATION**

(75) Inventor: **Mike McGuire**, Dallas, TX (US)

(73) Assignee: **Andrews Distributing Company, LLC**, Dallas, TX (US)

(\*) Notice: Subject to any disclaimer, the term of this patent is extended or adjusted under 35 U.S.C. 154(b) by 222 days.

(21) Appl. No.: **13/565,287**

(22) Filed: **Aug. 2, 2012**

**Related U.S. Application Data**

(60) Provisional application No. 61/515,758, filed on Aug. 5, 2011.

(51) **Int. Cl.**  
**G06F 17/00** (2006.01)  
**G06F 17/30** (2006.01)  
**G06Q 30/02** (2012.01)

(52) **U.S. Cl.**  
CPC .... **G06F 17/30067** (2013.01); **G06F 17/30286** (2013.01); **G06Q 30/0202** (2013.01)

(58) **Field of Classification Search**  
CPC ..... G06Q 30/02  
See application file for complete search history.

(56) **References Cited**

**U.S. PATENT DOCUMENTS**

7,937,286 B2 \* 5/2011 Newman et al. .... 705/7.31  
2003/0033194 A1 \* 2/2003 Ferguson et al. .... 705/10  
2003/0033587 A1 \* 2/2003 Ferguson et al. .... 717/104

2005/0043011 A1 \* 2/2005 Murray et al. .... 455/405  
2005/0055275 A1 \* 3/2005 Newman et al. .... 705/14  
2005/0256778 A1 \* 11/2005 Boyd et al. .... 705/26  
2008/0270363 A1 \* 10/2008 Hunt et al. .... 707/3  
2008/0288889 A1 \* 11/2008 Hunt et al. .... 715/810  
2008/0294996 A1 \* 11/2008 Hunt et al. .... 715/739  
2008/0319829 A1 \* 12/2008 Hunt et al. .... 705/10  
2009/0030829 A1 \* 1/2009 Chatter et al. .... 705/37  
2009/0106100 A1 \* 4/2009 Mashinsky .... 705/14  
2011/0191140 A1 \* 8/2011 Newman et al. .... 705/7.31

\* cited by examiner

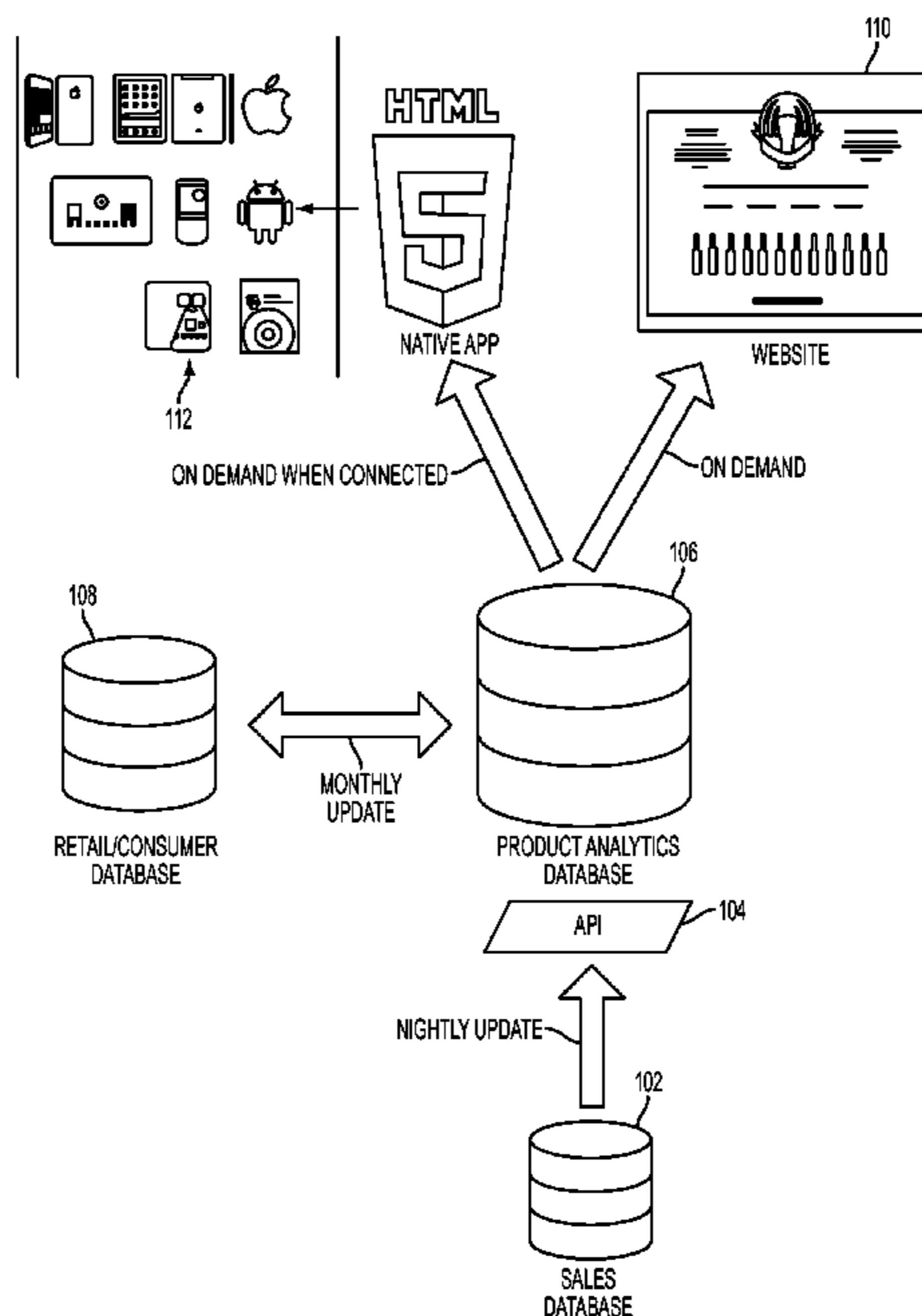
*Primary Examiner* — Gurkanwaljit Singh

(74) *Attorney, Agent, or Firm* — Winstead PC

(57) **ABSTRACT**

A method includes maintaining product sales information according to a data model. The data model includes a consumer-demographics naming convention, a retail-provider-type naming convention, and a product-naming convention. The maintaining includes indexing the product sales information by consumer-demographics information, by retail-provider-type information, and by product-categorization information. The method further includes receiving raw sales information and translating the raw sales information into the data model. In addition the method includes storing the translated raw sales information as part of the product sales information. Furthermore, the method includes receiving a request for aggregation of at least a portion of the product sales information. The request specifies an intersection of the product-categorization information, the consumer-demographic information, and the retail-provider-type information. The method also includes, responsive to the request, aggregating the at least a portion of the product sales information.

**18 Claims, 12 Drawing Sheets**



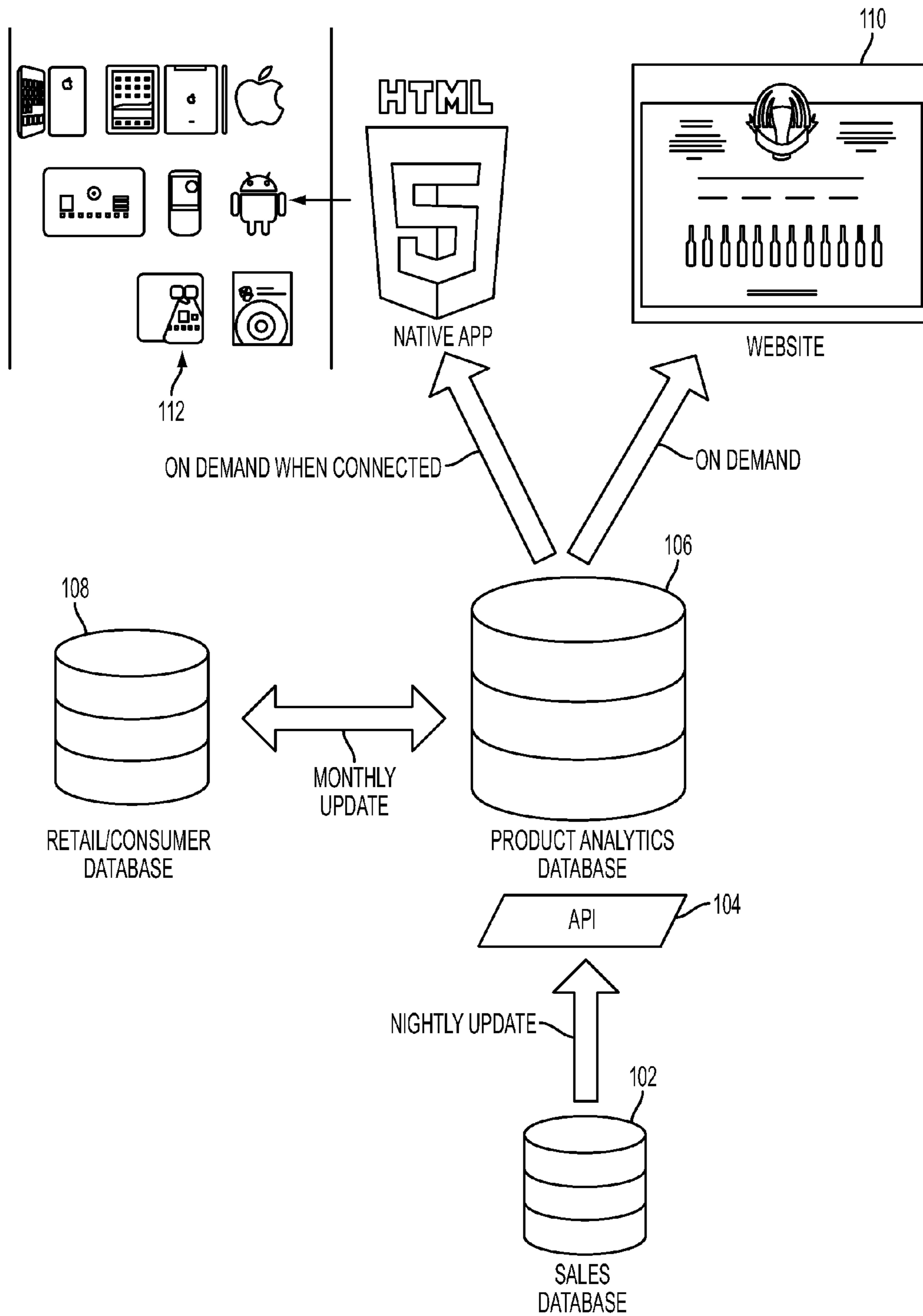


FIG. 1

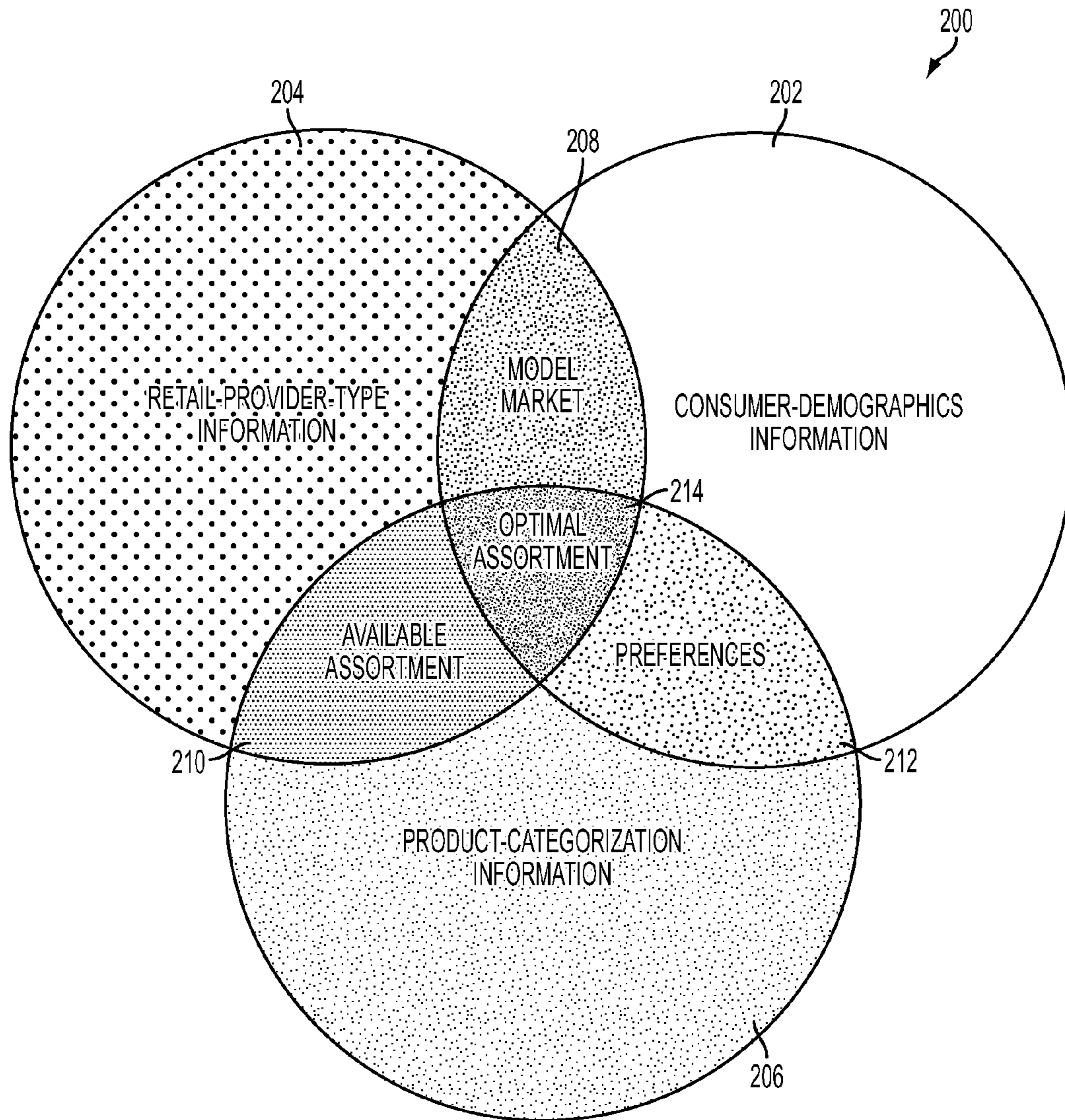


FIG. 2

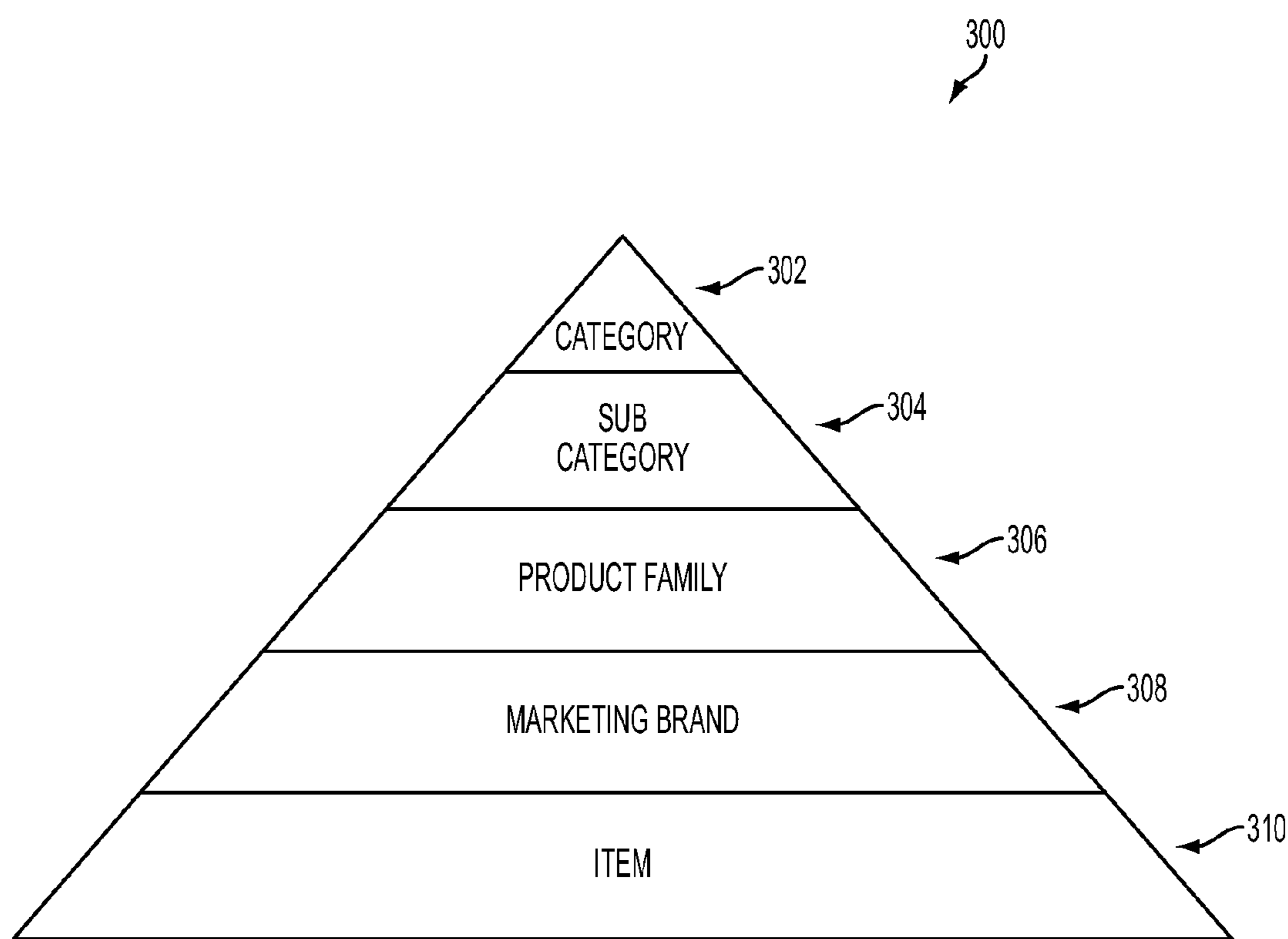


FIG. 3

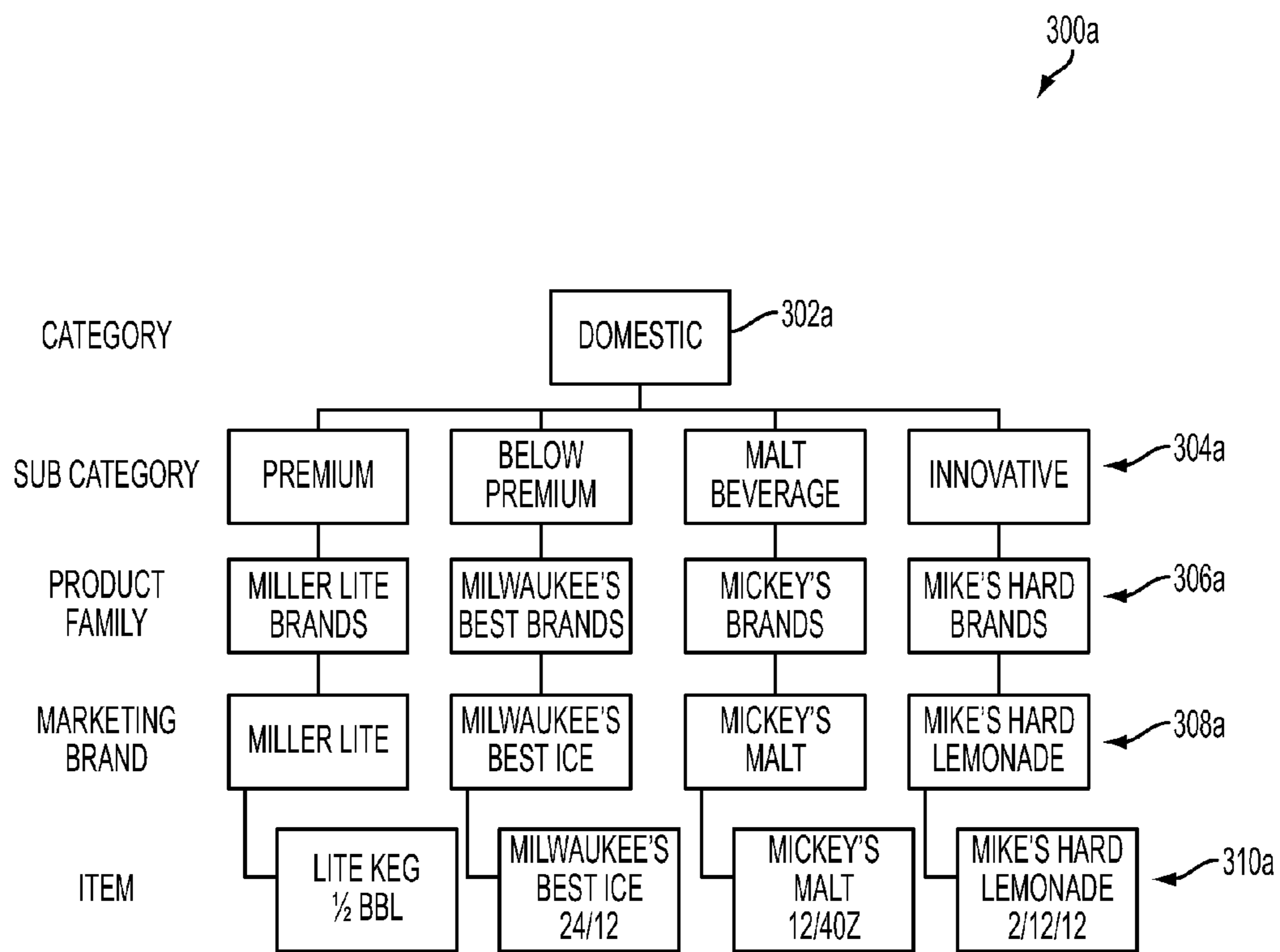


FIG. 3A

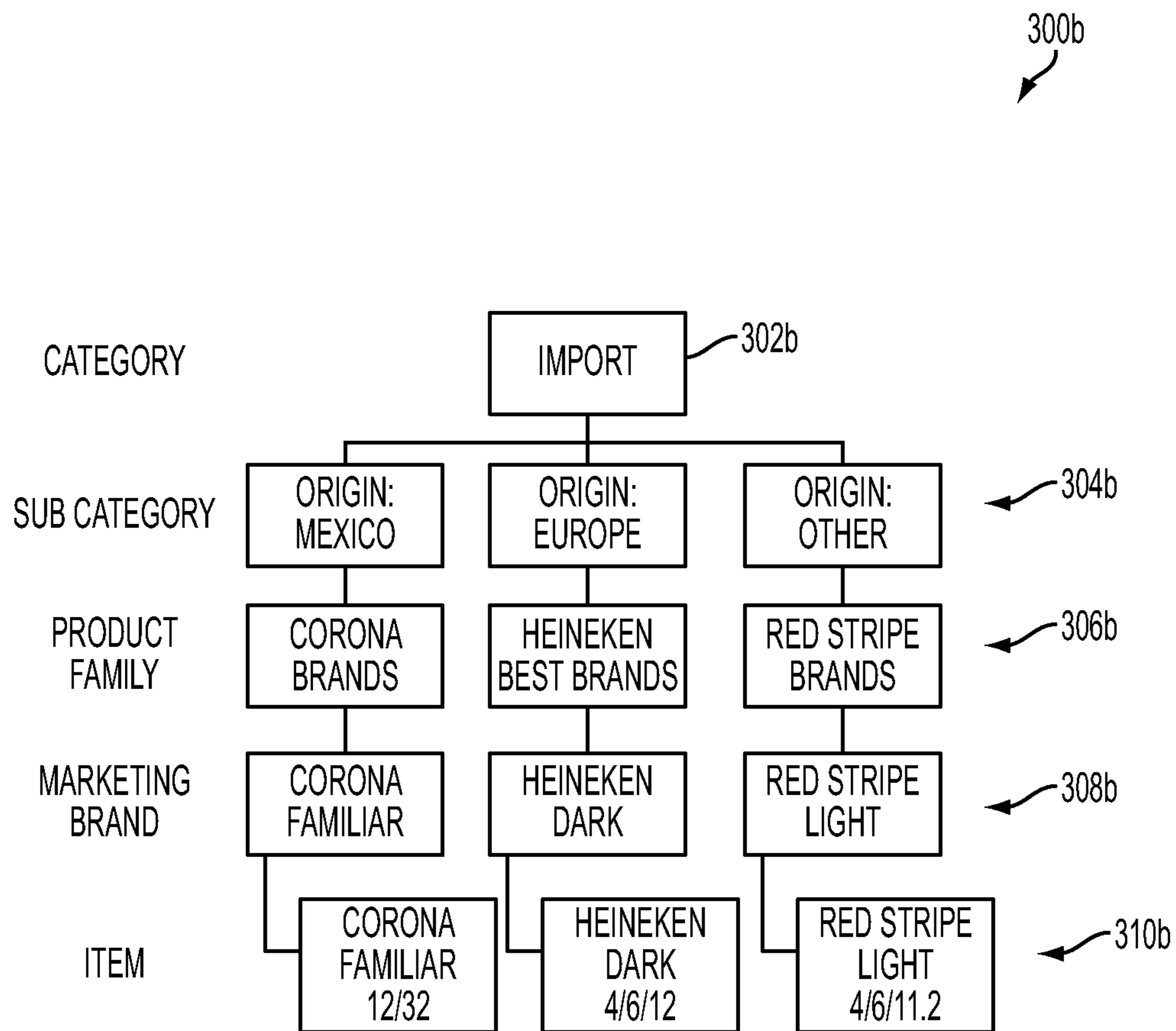


FIG. 3B

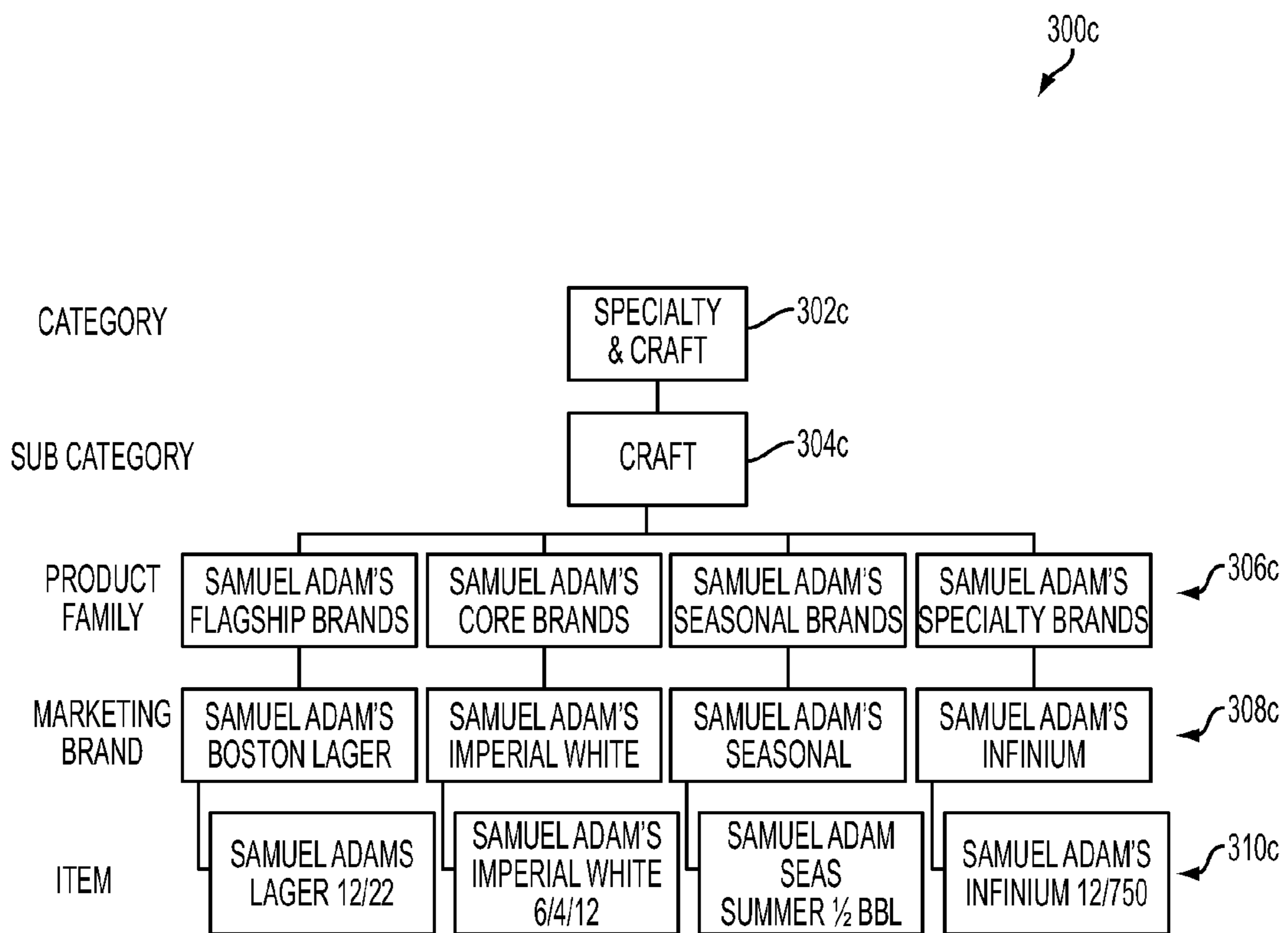


FIG. 3C

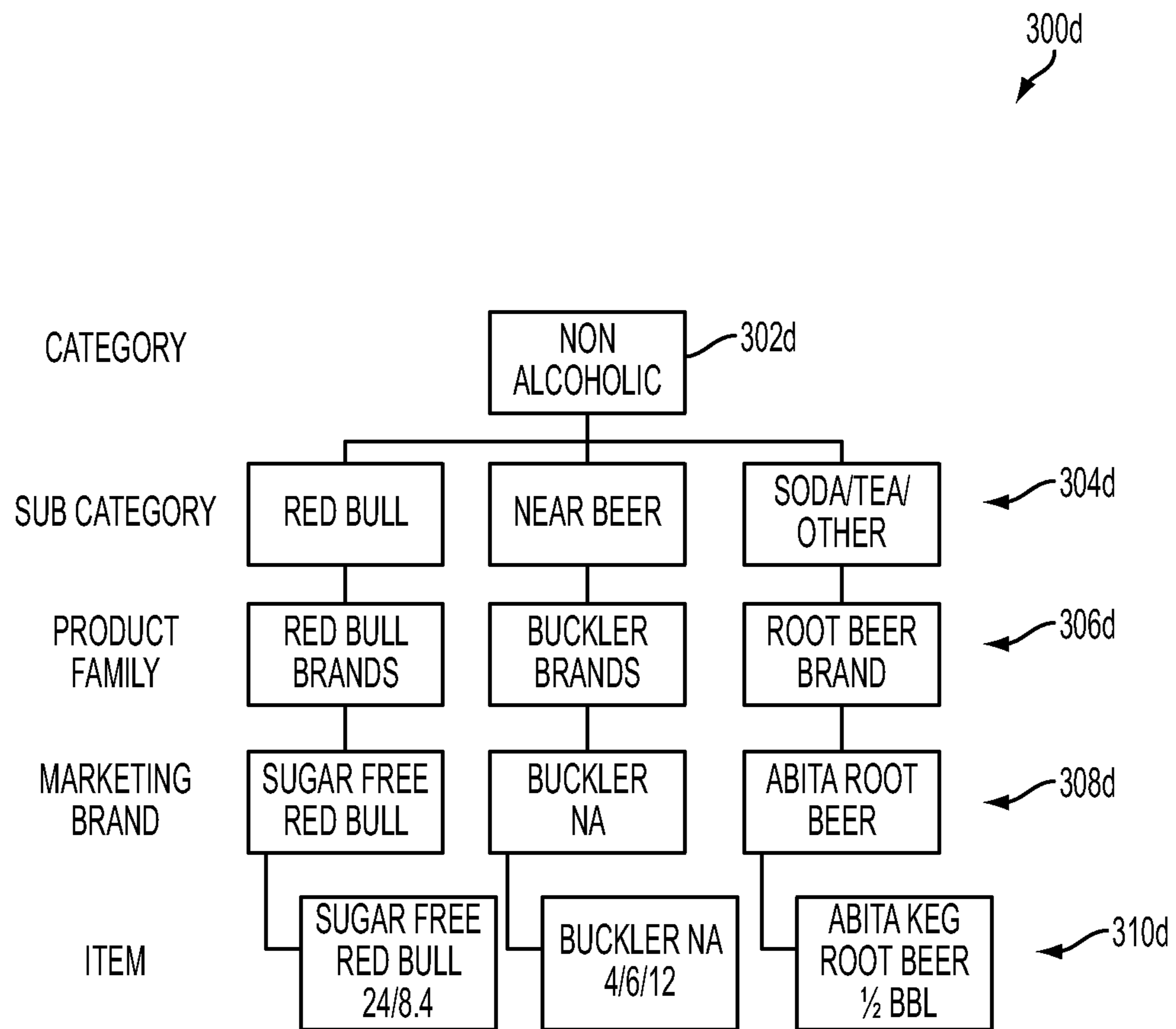


FIG. 3D



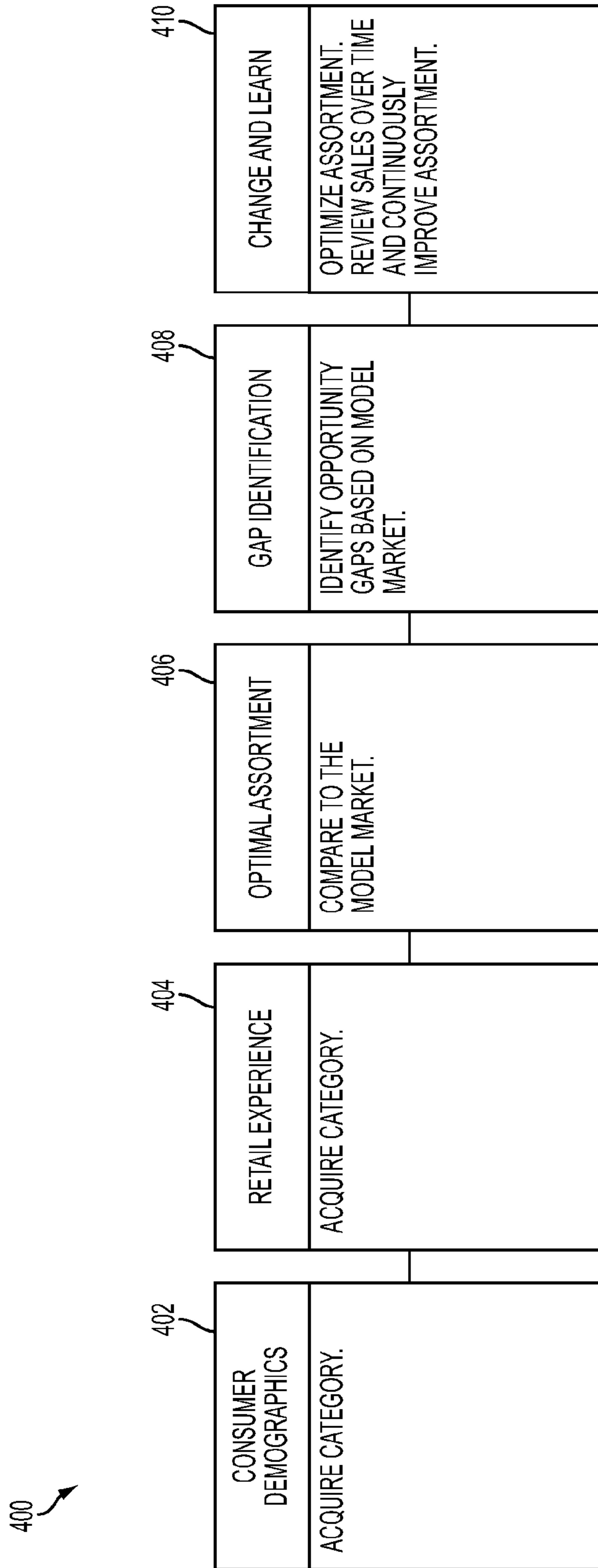


FIG. 4

500 ↗

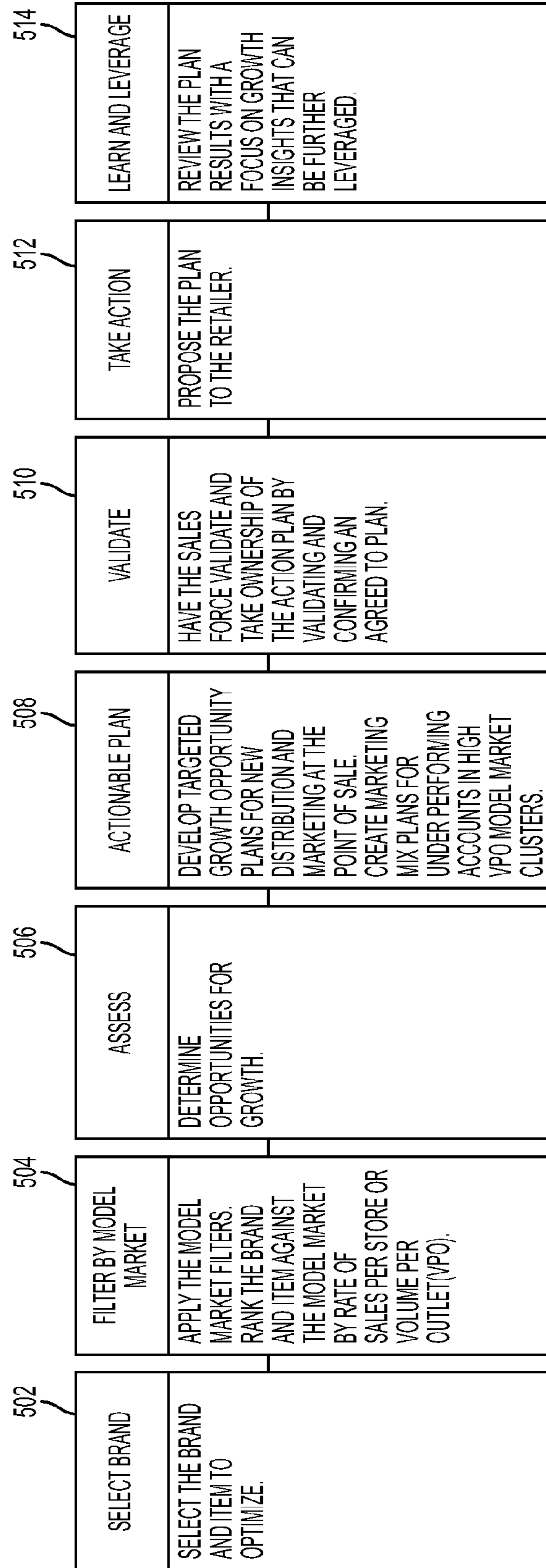


FIG. 5

600 ↗

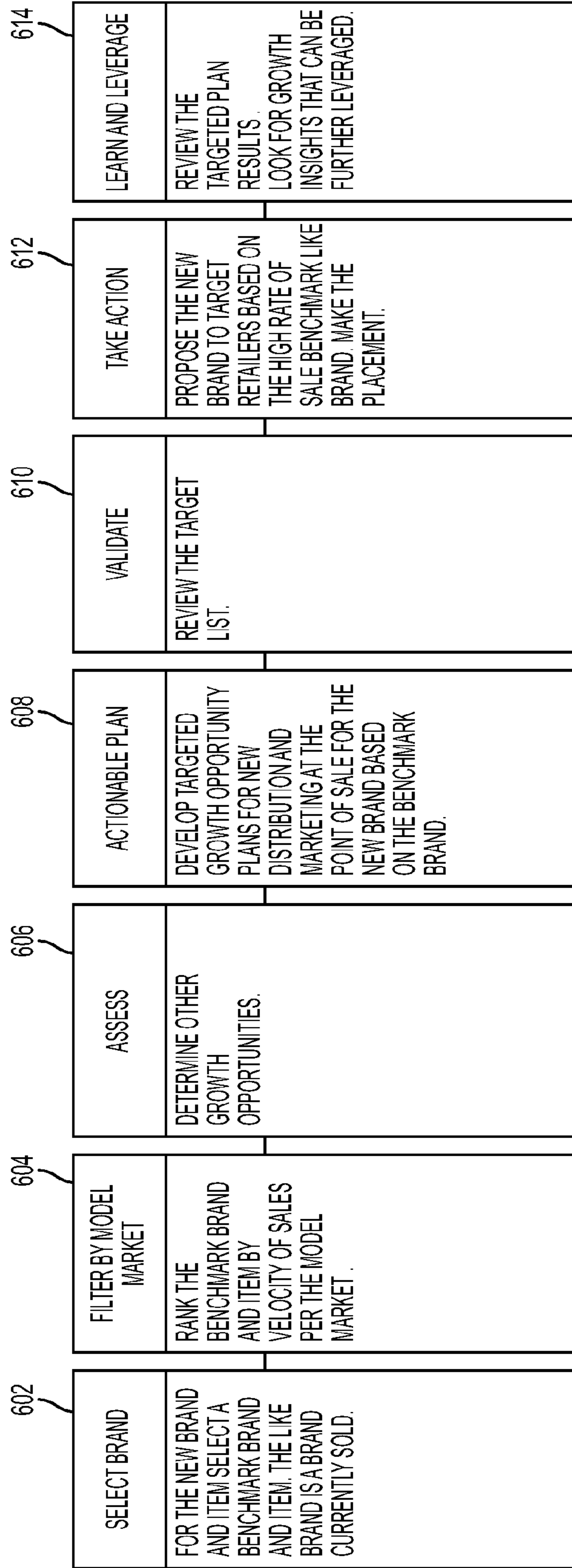


FIG. 6

700 ↗

The screenshot shows a Firefox browser window with the following elements:

- Browser Tabs:** A single tab is open, titled "Firefox".
- Address Bar:** Contains the text "Google" and a search icon.
- Navigation:** Includes back, forward, and home buttons.
- Page Content:**
  - Navigation links: [Details](#) • [Map](#) • [Yelp](#)
  - Section: **Summary** Settings
  - Section: **Sales comparisons**
  - Period: Current month ▾
  - Totals: CEs ▾
  - # shown: 10
  - Section: **Model market**
  - Miles: 100
  - Checkboxes:
    - Convenience Store
    - Conventional Convenience
    - Modest Working Towns
    - Convenience / Gas

FIG. 7

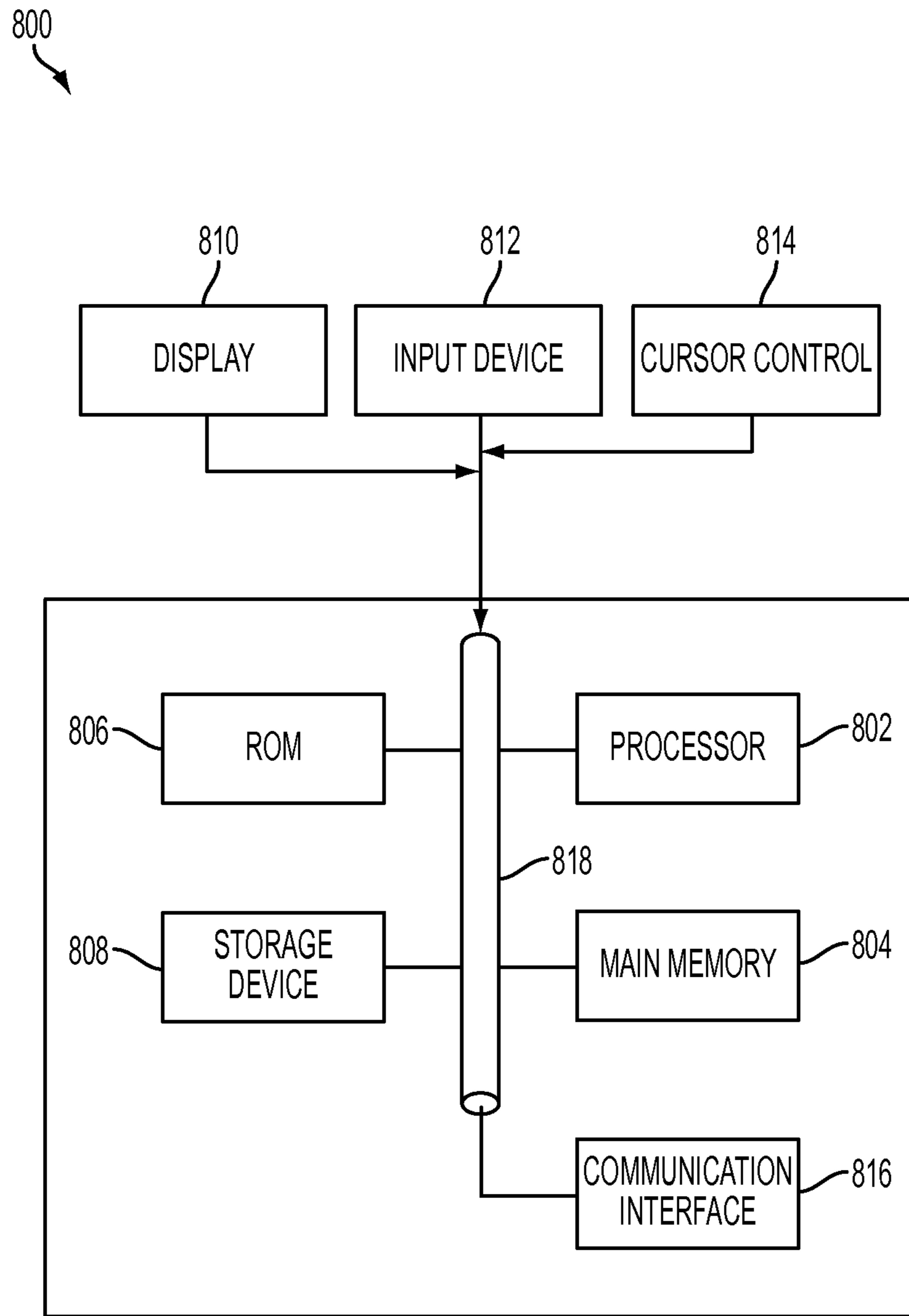


FIG. 8

**1****SYSTEM AND METHOD FOR PRODUCT  
OPTIMIZATION****CROSS-REFERENCE TO RELATED  
APPLICATIONS**

This application claims priority from, and incorporates by reference the entire disclosure of, U.S. Provisional Application No. 61/515,758 filed on Aug. 5, 2011.

**BACKGROUND****1. Technical Field**

The present invention relates generally to sales optimization and more particularly, but not by way of limitation, to systems and methods for optimizing product sales via a plurality of naming conventions.

**2. History of Related Art**

Most product supply chains include a manufacturer or producer of a product, a plurality of retail providers that provide the product for sale, and a consumer who ultimately receives the product. In industries involving supply chains for goods, it is common for the product supply chain to further include a distributor that distributes products from the manufacturer to retail providers. Although individual entities in product supply chains each benefit from optimizing products for improved sales, in a competitive marketplace, specific sales data on which to base product optimization is generally not available.

In addition, sales of a given product can vary significantly based on many factors that include consumer demographics and a type of retail provider offering the given product for sale. For example, consumers living in an urban environment may have a proclivity for different categories of products than consumers living in a rural environment. In a similar fashion, a given product may sell far better in some types of retail providers (e.g., grocery stores) than in others (e.g., convenience stores). However, retail providers, manufacturers or producers, and distributors often cannot reliably determine, in advance, which products will sell best at a particular retail provider, or, alternatively, which retail providers are good choices for placement of a product in the marketplace.

Current optimization methods apply product optimization in an ad hoc manner based on, for example, domain knowledge of an individual or raw projections that are not adequately supported by actual sales data. Therefore, current methods are not optimal for purposes of applying product optimization in a consistent and repeatable manner.

**SUMMARY OF THE INVENTION**

In one embodiment, a method includes, in a product analytics database, maintaining product sales information according to a data model. The data model includes a consumer-demographics naming convention, a retail-provider-type naming convention, and a product-naming convention. The maintaining includes indexing the product sales information by consumer-demographics information pursuant to the consumer-demographics naming convention, by retail-provider-type information pursuant to the retail-provider-type naming convention, and by product-categorization information pursuant to the product-naming convention. The method further includes receiving, by a server computer, raw sales information and translating, by the server computer, the raw sales information into the data model. In addition the method includes storing the translated raw sales information as part of the product sales information. Furthermore, the

**2**

method includes receiving, by the server computer, a request for aggregation of at least a portion of the product sales information. The request specifies an intersection of the product-categorization information, the consumer-demographic information, and the retail-provider-type information. The method also includes, responsive to the request, the server computer aggregating the at least a portion of the product sales information.

In one embodiment, a system includes a product analytics database that maintains product sales information. The product sales information is maintained according to a data model that includes a consumer-demographics naming convention, a retail-provider-type naming convention, and a product-naming convention. The product sales information is indexed by consumer-demographics information pursuant to the consumer-demographics naming convention, by retail-provider-type information pursuant to the retail-provider-type naming convention, and by product-categorization information pursuant to the product-naming convention. The system further includes a server computer in data communication with the product analytics database. The server computer is operable to receive raw sales information, translate the raw sales information into the data model, and store the translated raw sales information as part of the product sales information. The server computer is further operable to receive a request for aggregation of at least a portion of the product sales information. The request specifies an intersection of the product-categorization information, the consumer-demographics information, and the retail-provider-type information. In addition, responsive to the request, the server computer is operable to aggregate the at least a portion of the product sales information.

In one embodiment, a computer-program product includes a computer-usable medium having computer-readable program code embodied therein. The computer-readable program code adapted to be executed to implement a method. The method includes, in a product analytics database, maintaining product sales information according to a data model. The data model includes a consumer-demographics naming convention, a retail-provider-type naming convention, and a product-naming convention. The maintaining includes indexing the product sales information by consumer-demographics information pursuant to the consumer-demographics naming convention, by retail-provider-type information pursuant to the retail-provider-type naming convention, and by product-categorization information pursuant to the product-naming convention. The method further includes receiving, by a server computer, raw sales information and translating, by the server computer, the raw sales information into the data model. In addition the method includes storing the translated raw sales information as part of the product sales information. Furthermore, the method includes receiving, by the server computer, a request for aggregation of at least a portion of the product sales information. The request specifies an intersection of the product-categorization information, the consumer-demographic information, and the retail-provider-type information. The method also includes, responsive to the request, the server computer aggregating the at least a portion of the product sales information.

The above summary of the invention is not intended to represent each embodiment or every aspect of the present invention.

**BRIEF DESCRIPTION OF THE DRAWINGS**

A more complete understanding of the system and method of the present invention may be obtained by reference to the

following Detailed Description when taken in conjunction with the accompanying Drawings wherein:

FIG. 1 illustrates a product-optimization system;

FIG. 2 is a Venn graph that illustrates product optimization;

FIG. 3 illustrates an exemplary product-naming convention;

FIGS. 3A-3D describe an exemplary product-naming convention with respect to the beverage industry;

FIG. 4 illustrates a product-optimization process;

FIG. 5 illustrates a brand-optimization process for an existing product;

FIG. 6 illustrates a brand-optimization process for a new product;

FIG. 7 illustrates an exemplary user interface; and

FIG. 8 illustrates an embodiment of a computer system.

#### DETAILED DESCRIPTION OF ILLUSTRATIVE EMBODIMENTS OF THE INVENTION

In various embodiments, inventive principles described herein enable improved organization and categorization of sales data that can be leveraged to the benefit of stakeholders throughout product supply chains. For purposes of this patent application, a product is a good or a service that is ultimately provided or marketed to a consumer. In various embodiments, a data model for expressing product sales is established that utilizes a product-naming convention to describe categories of products, a consumer-demographics naming convention to describe categories of consumers, and a retail-provider-type naming convention to describe categories of retail providers. In various embodiments, sales data stored according to the data model may be leveraged by stakeholders such as, for example, retail providers, manufacturers, and distributors, to optimize placement of products in a competitive marketplace.

FIG. 1 illustrates a product-optimization system 100. The product-optimization system 100 includes a sales database 102, a product analytics database 106, an application programming interface (API) 104 provided by the product analytics database 106, a retail/consumer database 108, a plurality of client computing devices 112, and a website 110. In a typical embodiment, as described in more detail below, the product-optimization system 100 utilizes a pre-established naming convention for each of consumer demographics (i.e., a consumer-demographics naming convention), retail-provider type (i.e., a retail-provider-type naming convention), and products (i.e., a product-naming convention). In a typical embodiment, functionality attributed to the sales database 102 or the product analytics database 106 may be performed by server computers coupled to and in data communication therewith. In this fashion, the sales database 102 and the product analytics database 106 are each defined to include server computers that maintain and operate on the sales database 102 and the product analytics database 106, respectively.

In a typical embodiment, the product analytics database 106 implements a data model that conforms to the pre-established naming conventions of the product-optimization system 100, that is, the product-naming convention, the consumer-demographics naming convention, and the retail-provider-type naming convention. In various embodiments, the pre-established naming conventions may be expressed as a tree structure. Via the data model, the product analytics database 106 maintains sales information by retail-provider-type category, by product category, and by consumer-demographics category. In that way, the product analytics database 106 is typically operable to aggregate sales information by any combination of one or more consumer-demographics categories, one or more retail-provider-type categories, and

one or more product categories. In a typical embodiment, the product analytics database 106 thereby drives the optimization functionality of the product-optimization system 100. In various embodiments, the product analytics database 106 may represent a single database as illustrated or be representative of a plurality of product analytics databases in a distributed environment.

In a typical embodiment, the sales database 102 is a source for raw sales information. In a typical embodiment, the raw sales information identifies product sales by retail provider and product but is not necessarily stored by the sales database 102 in conformance to the data model of the product analytics database 106. Rather, via the API 104, the raw sales information is translated into the data model of the product analytics database 106. The API 104 may provide access to the product analytics database 106, for example, via an open database connectivity (ODBC) interface.

In a typical embodiment, the sales database 102 belongs to a stakeholder in a product supply chain. For example, in various embodiments, the sales database 102 may be a database belonging to a distributor (or a plurality of distributors) that distributes products from manufacturers to retail providers that are the distributor's customers. In these embodiments, the sales database 102 may provide raw sales information that comprehensively describes, for the distributor's customers, sales of products that the distributor distributes. By way of further example, in various embodiments, the sales database 102 may be a database of a manufacturer that provides, for example, raw sales information that comprehensively describes sales of the manufacturer's products. Although the sales database 102 is illustrated singly, in various embodiments, the sales database 102 may be representative of a plurality of sales databases. For example, the sales database 102 may represent a plurality of databases from a plurality of retail providers that have agreed to share sales information, for example, in exchange for access to optimization features of the product-optimization system 100.

The retail/consumer database 108 typically maintains information on retail providers in a two-fold fashion. First, the retail providers may be identified according to the consumer-demographics naming convention. In various embodiments, each of the retail providers may be placed into one of a plurality of categories indicative of consumer demographics in a geographical area served by the retail providers. Second, the retail providers may be identified according to the retail-provider-type naming convention. In various embodiments, each of the retail providers may be placed into one of a plurality of categories indicative of a type of retail provider (e.g., grocery store, convenience store, etc.). In a typical embodiment, the retail/consumer database 108 is intended to be comprehensive and is regularly updated to include new retail providers. In various embodiments, information from the retail/consumer database 108 may be offered as a service by a third-party service provider.

In operation, the product analytics database 106 receives raw sales information from the sales database 102 via the API 104. In various embodiments, the raw sales information may be received at regular intervals (e.g., daily). The raw sales information typically identifies sales by product and by retail provider. The API 104 allows the product analytics database 106 to accept raw sales information from databases that store data according to diverse data formats. Via the API 104, the raw sales information is translated into the data model of the product analytics database 106. As described above, the sales database 102 may represent a single database as illustrated or

be representative of a plurality of sales databases that all provide raw sales information to the product analytics database **106**.

The product analytics database **106** receives consumer-demographics information and retail-provider-type information from the retail/consumer database **108**. For example, in various embodiments, the product analytics database **106** provides the retail/consumer database **108** information related to each retail provider identified by the sales information maintained therein. The retail/consumer database **108** typically responds with a consumer-demographics category (according to the consumer-demographics naming convention) and a retail-provider-type category (according to the retail-provider-type naming convention) for each retail provider. In that way, the product analytics database **106** may maintain the sales information in conformance with the consumer-demographics naming convention and the retail-provider-type naming convention in addition to the product-naming convention. The product analytics database **106** may request and receive consumer-demographics information and retail-provider-type information at regular intervals such as, for example, monthly.

In a typical embodiment, the product-optimization system **100** is portable across industries. For example, the product-optimization system **100** may be implemented in the beverage industry to describe beverages and sales of beverages at restaurants, grocery stores, and the like. By way of further example, the product-optimization system **100** may be implemented in other industries to describe sales of food products, automobiles, electronics, and other products. One of ordinary skill in the art will appreciate that the product-optimization system **100** may be utilized in any industry by substituting an appropriate product-naming convention, an appropriate retail-provider-type naming convention, and an appropriate consumer-demographics naming convention. In some embodiments, the product analytics database **106** may be maintained by a distributor of products and the product-optimization system **100** may be provided by the distributor as a service to manufacturers/producers and retail providers.

As will be described in more detail below with respect to the ensuing figures, the product analytics database **106** is operable to serve reports and analytics to the plurality of client computing devices **112**. In various embodiments, the client computing devices **112** may include desktop computers, laptop computers, tablet computers, smartphones, and other appropriate client computing devices **112**. Reports and analytics may be served on demand, for example, via the website **110**, via a native application designed for a particular client platform, or via an HTML5 application.

FIG. **2** is a Venn graph **200** that illustrates product optimization via a product analytics database such as, for example, the product analytics database **106** of FIG. **1**. The Venn graph **200** illustrates strategic relationships that may be established between consumer-demographics information **202**, retail-provider-type information **204**, and product-categorization information **206**. In various embodiments, an objective of product optimization is to optimize the placement of products in a competitive marketplace. For example, for a retail provider, product optimization may involve identifying products that are most likely to sell well given a retail-provider type of the retail provider and consumer demographics of a geographical area served by the retail provider. By way of further example, for a manufacturer or producer of products, product optimization may involve identifying retail providers that represent opportunities for improving product sales.

In a typical embodiment, a product optimization may be initiated via selection of a model market **208**. As used herein,

a model market is a selection of one or more consumer-demographics categories and one or more retail-provider-type categories. As illustrated in the Venn graph **200**, the model market **208** may be expressed as an intersection of the retail-provider-type information **204** and the consumer-demographics information **202**. For example, the model market **208** may encompass convenience stores (i.e., a retail-provider-type category) in a suburban setting (i.e., a consumer-demographics category).

In a typical embodiment, an intersection of the retail-provider-type information **204** and the product-categorization information **206** represents an available assortment of products **210** from which a retail provider may select to offer for sale to consumers. In a typical embodiment, an intersection of the consumer-demographics information **202** and the product-categorization information **206** represents an ability of the product analytics database **106** of FIG. **1** to maintain product-category preferences **212** for consumer-demographics categories.

In a typical embodiment, selection of the model market **208** enables identification of an optimal assortment **214** of products to be sold or marketed to the model market **208**. The optimal assortment **214** is reflected in the Venn graph **200** as an intersection of the consumer-demographics information **202**, the retail-provider-type information **204**, and the product-categorization information **206**. In other words, the optimal assortment **214** generally includes a strategic subset of the available assortment of products **210** that the product-category preferences **212** indicate are preferred by consumer demographics in the model market **208**.

FIG. **3** illustrates an exemplary product-naming convention **300**. The product-naming convention **300** is a tree structure that includes a category level **302**, a sub-category level **304**, a product-family level **306**, a marketing-brand level **308**, and an item level **310**. In various embodiments, the product-naming convention **300** may be adapted for any class of products. FIGS. **3A-3D** below describe an exemplary product-naming convention with respect to the beverage industry.

FIG. **3A** illustrates a product tree **300a** that begins with a product category **302a** of “Domestic.” Beneath the product category **302a** are a sub-category level **304a**, a product-family level **306a**, a marketing-brand level **308a**, and an item level **310a**.

FIG. **3B** illustrates a product tree **300b** that begins with a product category **302b** of “Import.” Beneath the product category **302b** are a sub-category level **304b**, a product-family level **306b**, a marketing-brand level **308b**, and an item level **310b**.

FIG. **3C** illustrates a product tree **300c** that begins with a product category **302c** of “Specialty & Craft.” Beneath the product category **302c** are a sub-category level **304c**, a product-family level **306c**, a marketing-brand level **308c**, and an item level **310c**.

FIG. **3D** illustrates a product tree **300d** that begins with a product category **302d** of “Non Alcoholic.” Beneath the product category **302d** are a sub-category level **304d**, a product-family level **306d**, a marketing-brand level **308d**, and an item level **310d**.

Table 1 below describes an exemplary retail-provider-type naming convention, an exemplary consumer-demographics naming convention, and exemplary model markets based on marketing data provided by the Nielsen Company. The examples provided in Table 1 are with respect to embodiments in which a product-optimization system such as, for example, the product-optimization system **100** of FIG. **1**, is utilized in the beverage industry. Table 1 depicts the exemplary consumer-demographics naming convention via a plu-



rality of consumer-demographics categories that are listed in the “Neighborhood” column. In particular, Table 1 lists six consumer-demographics categories of “Affluent Suburban Spreads,” “Comfortable Country,” “Cosmopolitan Centers,” “Modest Working Towns,” “Plain Rural Living,” and “Struggling Urban Cores.”

Table 1 below further describes the exemplary retail-provider-type naming convention in columns labeled “Premise-Type,” “Channel,” and “SubChannel.” The exemplary retail-provider-type naming convention may be considered a tree that extends from a root to two premises types of “Off-

Premise” and “OnPremise.” Each of the two premises types has a plurality of channels that is reflected in the “Channel” column. Each of the plurality of channels has a sub-channel that is reflected in the “SubChannel” column. Each line item in Table 1 is an intersection of the exemplary retail-provider-type naming convention and the consumer-demographics naming convention. Therefore, Table 1 may be considered a listing of model markets for the beverage industry. Each model market in Table 1 may include, for example, a plurality of retail providers.

TABLE 1

Premise	Neighborhood	Channel	Sub Channel
OffPremise	Affluent Suburban Spreads	Convenience Store	Conventional Convenience
OffPremise	Affluent Suburban Spreads	Convenience Store	Gas Station Kiosk
OffPremise	Affluent Suburban Spreads	Dining	Casual Dining
OffPremise	Affluent Suburban Spreads	Drug	Conventional Drug
OffPremise	Affluent Suburban Spreads	Grocery	Supercenter
OffPremise	Affluent Suburban Spreads	Grocery	Superette
OffPremise	Affluent Suburban Spreads	Grocery	Supermarket-Conventional
OffPremise	Affluent Suburban Spreads	Grocery	Supermarket-Natural/Gourmet Foods
OffPremise	Affluent Suburban Spreads	Liquor	Beer Specialty Store
OffPremise	Affluent Suburban Spreads	Liquor	Conventional Liquor
OffPremise	Affluent Suburban Spreads	Liquor	Liquor Super Store
OffPremise	Affluent Suburban Spreads	Liquor	Wine Specialty Store
OffPremise	Affluent Suburban Spreads	Mass Merchandiser	Conventional Mass Merchandiser
OffPremise	Affluent Suburban Spreads	Wholesale Club	Conventional Wholesale Club
OffPremise	Comfortable Country	Convenience Store	Conventional Convenience
OffPremise	Comfortable Country	Drug	Conventional Drug
OffPremise	Comfortable Country	Grocery	Supercenter
OffPremise	Comfortable Country	Grocery	Supermarket-Conventional
OffPremise	Comfortable Country	Grocery	Supermarket-Natural/Gourmet Foods
OffPremise	Comfortable Country	Liquor	Beer Specialty Store
OffPremise	Comfortable Country	Liquor	Conventional Liquor
OffPremise	Comfortable Country	Liquor	Liquor Super Store
OffPremise	Comfortable Country	Mass Merchandiser	Conventional Mass Merchandiser
OffPremise	Comfortable Country	Wholesale Club	Conventional Wholesale Club
OffPremise	Cosmopolitan Centers	Bar/Nightclub	Neighborhood Bar
OffPremise	Cosmopolitan Centers	Convenience Store	Conventional Convenience
OffPremise	Cosmopolitan Centers	Dining	Casual Dining
OffPremise	Cosmopolitan Centers	Drug	Conventional Drug
OffPremise	Cosmopolitan Centers	Grocery	Supercenter
OffPremise	Cosmopolitan Centers	Grocery	Superette
OffPremise	Cosmopolitan Centers	Grocery	Supermarket-Conventional
OffPremise	Cosmopolitan Centers	Grocery	Supermarket-Conventional
OffPremise	Cosmopolitan Centers	Grocery	Warehouse Grocery
OffPremise	Cosmopolitan Centers	Liquor	Conventional Liquor
OffPremise	Cosmopolitan Centers	Liquor	Liquor Super Store
OffPremise	Cosmopolitan Centers	Liquor	Wine Specialty Store
OffPremise	Cosmopolitan Centers	Mass Merchandiser	Conventional Mass Merchandiser
OffPremise	Cosmopolitan Centers	Wholesale Club	Conventional Wholesale Club
OffPremise	Modest Working Towns	Bar/Nightclub	Neighborhood Bar
OffPremise	Modest Working Towns	Convenience Store	Conventional Convenience
OffPremise	Modest Working Towns	Dining	Casual Dining
OffPremise	Modest Working Towns	Drug	Conventional Drug
OffPremise	Modest Working Towns	Master Off Premise	Small Grocery
OffPremise	Modest Working Towns	Grocery	Supercenter
OffPremise	Modest Working Towns	Grocery	Superette
OffPremise	Modest Working Towns	Grocery	Supermarket-Conventional
OffPremise	Modest Working Towns	Grocery	Supermarket-Limited Assortment
OffPremise	Modest Working Towns	Grocery	Supermarket-Natural/Gourmet Foods
OffPremise	Modest Working Towns	Liquor	Beer Specialty Store
OffPremise	Modest Working Towns	Liquor	Conventional Liquor
OffPremise	Modest Working Towns	Liquor	Liquor Super Store
OffPremise	Modest Working Towns	Mass Merchandiser	Conventional Mass Merchandiser
OffPremise	Modest Working Towns	Wholesale Club	Conventional Wholesale Club
OffPremise	Plain Rural Living	Convenience Store	Conventional Convenience
OffPremise	Plain Rural Living	Dining	Casual Dining
OffPremise	Plain Rural Living	Drug	Conventional Drug
OffPremise	Plain Rural Living	Grocery	Supercenter
OffPremise	Plain Rural Living	Grocery	Superette
OffPremise	Plain Rural Living	Grocery	Supermarket-Conventional
OffPremise	Plain Rural Living	Liquor	Beer Specialty Store
OffPremise	Plain Rural Living	Liquor	Conventional Liquor
OffPremise	Plain Rural Living	Lodging	Resort/Convention
OffPremise	Struggling Urban Cores	Bar/Nightclub	Casual Nightclub
OffPremise	Struggling Urban Cores	Bar/Nightclub	Neighborhood Bar

TABLE 1-continued

Premise	Neighborhood	Channel	Sub Channel
OffPremise	Struggling Urban Cores	Convenience Store	Conventional Convenience
OffPremise	Struggling Urban Cores	Dining	Casual Dining
OffPremise	Struggling Urban Cores	Drug	Conventional Drug
Off-Premise	Struggling Urban Cores	Extended Master Off-Premise	Other Off-Premise
OffPremise	Struggling Urban Cores	Grocery	Supercenter
OffPremise	Struggling Urban Cores	Grocery	Superette
OffPremise	Struggling Urban Cores	Grocery	Supermarket-Conventional
OffPremise	Struggling Urban Cores	Grocery	Supermarket-Limited Assortment
OffPremise	Struggling Urban Cores	Grocery	Supermarket-Natural/Gourmet Foods
OffPremise	Struggling Urban Cores	Liquor	Conventional Liquor
OffPremise	Struggling Urban Cores	Liquor	Liquor Super Store
OffPremise	Struggling Urban Cores	Mass Merchandiser	Conventional Mass Merchandiser
OffPremise	Struggling Urban Cores	Wholesale Club	Conventional Wholesale Club
OnPremise	Affluent Suburban Spreads	Bar/Nightclub	Casual Nightclub
OnPremise	Affluent Suburban Spreads	Bar/Nightclub	Country Western
OnPremise	Affluent Suburban Spreads	Bar/Nightclub	fish Pub
OnPremise	Affluent Suburban Spreads	Bar/Nightclub	Neighborhood Bar
OnPremise	Affluent Suburban Spreads	Bar/Nightclub	Premium Bar
OnPremise	Affluent Suburban Spreads	Bar/Nightclub	Premium Nightclub
OnPremise	Affluent Suburban Spreads	Bar/Nightclub	Sports Bar
OnPremise	Affluent Suburban Spreads	Convenience Store	Conventional Convenience
OnPremise	Affluent Suburban Spreads	Dining	Casual Dining
OnPremise	Affluent Suburban Spreads	Dining	Fine Dining
OnPremise	Affluent Suburban Spreads	Dining	Theme Restaurant
OnPremise	Affluent Suburban Spreads	Extended Master Off-Premise	Other Off Premise
OnPremise	Affluent Suburban Spreads	Extended Master On-Premise	Restaurant NA
OnPremise	Affluent Suburban Spreads	Grocery	Supermarket-Conventional
OnPremise	Affluent Suburban Spreads	Liquor	Wine Specialty Store
OnPremise	Affluent Suburban Spreads	Lodging	Full Service Lodging
OnPremise	Affluent Suburban Spreads	Lodging	Luxury Lodging
OnPremise	Affluent Suburban Spreads	Lodging	Resort/Convention
OnPremise	Comfortable Country	Bar/Nightclub	Casual Nightclub
OnPremise	Comfortable Country	Bar/Nightclub	Country Western
OnPremise	Comfortable Country	Bar/Nightclub	Neighborhood Bar
OnPremise	Comfortable Country	Bar/Nightclub	Sports Bar
OnPremise	Comfortable Country	Dining	Casual Dining
OnPremise	Comfortable Country	Dining	Fine Dining
OnPremise	Cosmopolitan Centers	Bar/Nightclub	Adult Entertainment
OnPremise	Cosmopolitan Centers	Bar/Nightclub	Casual Nightclub
OnPremise	Cosmopolitan Centers	Bar/Nightclub	Country Western
OnPremise	Cosmopolitan Centers	Bar/Nightclub	Irish Pub
OnPremise	Cosmopolitan Centers	Bar/Nightclub	Neighborhood Bar
OnPremise	Cosmopolitan Centers	Bar/Nightclub	Sports Bar
OnPremise	Cosmopolitan Centers	Dining	Casual Dining
OnPremise	Cosmopolitan Centers	Dining	Fine Dining
OnPremise	Cosmopolitan Centers	Dining	Theme Restaurant
OnPremise	Cosmopolitan Centers	Liquor	Conventional Liquor
OnPremise	Cosmopolitan Centers	Liquor	Wine Specialty Store
OnPremise	Modest Working Towns	Bar/Nightclub	Adult Entertainment
OnPremise	Modest Working Towns	Bar/Nightclub	Casual Nightclub
OnPremise	Modest Working Towns	Bar/Nightclub	Country Western
OnPremise	Modest Working Towns	Bar/Nightclub	Irish Pub
OnPremise	Modest Working Towns	Bar/Nightclub	Neighborhood Bar
OnPremise	Modest Working Towns	Bar/Nightclub	Sports Bar
OnPremise	Modest Working Towns	Dining	Casual Dining
OnPremise	Modest Working Towns	Dining	Fine Dining
OnPremise	Modest Working Towns	Extended Master On-Premise	Restaurant NA
OnPremise	Modest Working Towns	Lodging	Full Service Lodging
OnPremise	Modest Working Towns	Lodging	Luxury Lodging
OnPremise	Plain Rural Living	Bar/Nightclub	Casual Nightclub
OnPremise	Plain Rural Living	Bar/Nightclub	Country Western
OnPremise	Plain Rural Living	Bar/Nightclub	Neighborhood Bar
OnPremise	Plain Rural Living	Dining	Casual Dining
OnPremise	Struggling Urban Cores	Bar/Nightclub	Adult Entertainment
OnPremise	Struggling Urban Cores	Bar/Nightclub	Casual Nightclub
OnPremise	Struggling Urban Cores	Bar/Nightclub	Country Western
OnPremise	Struggling Urban Cores	Bar/Nightclub	Neighborhood Bar
OnPremise	Struggling Urban Cores	Bar/Nightclub	Sports Bar
OnPremise	Struggling Urban Cores	Dining	Casual Dining
OnPremise	Struggling Urban Cores	Dining	Fine Dining
OnPremise	Struggling Urban Cores	Dining	Theme Restaurant
OnPremise	Struggling Urban Cores	Grocery	Superette
OnPremise	Struggling Urban Cores	Grocery	Supermarket-Conventional
OnPremise	Struggling Urban Cores	Liquor	Wine Specialty Store
OnPremise	Struggling Urban Cores	Lodging	Full Service Lodging
OnPremise	Struggling Urban Cores	Lodging	Luxury Lodging
OnPremise	Struggling Urban Cores	Recreation	Billiard/Bowling/Arcade

## 11

FIG. 4 illustrates a product-optimization process 400 that may be executed, for example, via the product-optimization system 100 of FIG. 1. In a typical embodiment, the product-optimization process 400 is used by a retail provider (or a distributor) to optimize an assortment of products being sold by the retail provider. The process 400 begins with step 402.

At step 402, a consumer-demographics category for the retail provider is acquired. In a typical embodiment, the consumer-demographics category for the retail provider is stored, for example, by the product analytics database 106 of FIG. 1 according to the consumer-demographics naming convention. From step 402, the process 400 proceeds to step 404. At step 404, a retail-provider-type category for the retail provider is acquired. In a typical embodiment, the retail-provider-type category for the retail provider is stored, for example, by the product analytics database 106 of FIG. 1 according to the retail-provider-type naming convention. From step 404, the process 400 proceeds to step 406.

At step 406, an optimal assortment of products for the retail provider is identified. In a typical embodiment, the retail-provider-type category acquired at step 404 and the consumer-demographics category acquired at step 402 define a model market. The optimal assortment is generally identified via a comparison of product sales among other retail providers in the model market. The product sales that are compared are typically identified according to a product-naming convention such as, for example, the product-naming convention implemented by the product-optimization system 100 of FIG. 1. The optimal assortment generally includes top selling products within the model market as defined, for example, by rates of sale or volume per outlet (VPO). From step 406, the process 400 proceeds to step 408.

At step 408, a current product assortment for the retail provider is compared with the optimal assortment. As part of step 408, differences between the current product assortment and the optimal product assortment are generally determined (i.e. gap identification). From step 408, the process 400 proceeds to step 410. At step 410, the retail provider (or distributor) acts on the optimal assortment, for example, by adding products from the optimal assortment to the products being offered for sale by the retail provider. The retail may also review sales and the assortment of products being offered for sale as part of a continual improvement process. From step 410, the process 400 ends.

FIG. 5 illustrates a brand-optimization process 500 that may be executed via, for example, the product-optimization system 100 of FIG. 1. In a typical embodiment, the brand-optimization process 500 is used by a manufacturer or producer of a product or a distributor of a product to optimize sales of an existing product. The brand-optimization process 500 begins with step 502.

At step 502, the existing product is selected via a product-naming convention such as, for example, the product-naming convention implemented by the product-optimization system 100 of FIG. 1. For example, with respect to FIG. 3, the existing product may be selected at the item level 310. From step 502, the process 500 proceeds to step 504. At step 504, sales of the existing product are filtered according to model market. For example, model markets may be listed and sorted by rate of sales per store or VPO. From step 504, the process 500 proceeds to step 506. At step 506, the model markets are assessed. Model-market assessment typically involves identifying retail providers in top model markets (e.g., model markets having a high rate of sales or VPO) that do not currently sell the existing product (i.e., unpenetrated retail providers) or are greatly underperforming relative to an appli-

## 12

cable top model market as a whole (i.e. underperforming retail providers). From step 506, the process 500 proceeds to step 508.

At step 508, an actionable plan is developed. With respect to the unpenetrated retail providers and the underperforming retail providers identified at step 506, the actionable plan typically specifies steps designed to extend the existing product's distribution and/or improve product marketing. From step 508, the process 500 proceeds to step 510. At step 510, the actionable plan is validated by sales staff. From step 510, the process 500 proceeds to step 512. At step 512, the actionable plan is implemented via proposals to the underperforming retail providers and the unpenetrated retail providers. Each proposal can include, for example, rates of sale and VPO for the model market to which a particular underperforming or unpenetrated retail provider belongs. Each proposal can further include projected profit gains. From step 512, the process 500 proceeds to step 514. At step 514, results of the actionable plan are reviewed and monitored for additional growth opportunities. From step 514, the process 500 ends.

FIG. 6 illustrates a brand-optimization process 600 that may be executed via, for example, the product-optimization system 100 of FIG. 1. In a typical embodiment, the brand-optimization process 600 is used, for example, by a manufacturer or producer of a product or a distributor of a product, to optimize sales of a new product. The brand-optimization process 600 begins at step 602.

At step 602, a benchmark product is selected from among existing products that are described by a product-naming convention such as, for example, the product-naming convention implemented by the product-optimization system 100 of FIG. 1. For example, with respect to FIG. 3, the benchmark product may be selected at the item level 310. The benchmark product is generally a product that is considered to be comparable to the new product. From step 602, the process 600 proceeds to step 604. At step 604, sales of the benchmark product are filtered according to model market. For example, model markets may be listed and sorted by rate of sales per store or VPO. The model markets may also be compared by way of a graph that depicts a distribution curve. Model markets having a high rate of sales or VPO relative to others may be considered top model markets. Top retail providers within the top model markets may represent an initial target list for the new product. From step 604, the process 600 proceeds to step 606. At step 606, the model markets (and its retail providers) are assessed. Assessment typically involves identifying additional retail providers for the initial target list that do not currently sell the benchmark product (i.e., unpenetrated retail providers). From step 606, the process 600 proceeds to step 608.

At step 608, an actionable plan is developed. The actionable plan typically specifies steps designed to market the new product to the retail providers in the initial target list. From step 608, the process 600 proceeds to step 610. At step 610, the actionable plan is validated by sales staff. From step 610, the process 600 proceeds to step 612. At step 612, the actionable plan is implemented via proposals to retail providers on the initial target list. Each proposal can include, for example, rates of sale and VPO for the benchmark product in a model market to which a particular retail provider belongs. Each proposal can further include projected profit gains for the new product. From step 612, the process 600 proceeds to step 614. At step 614, results of the actionable plan are reviewed and monitored for growth opportunities. From step 614, the process 600 ends.

FIG. 7 illustrates an exemplary user interface 700 that may be used to select a model market for purposes of a product-

optimization process such as, for example, the product-optimization processes **400**, **500**, and **600** that were described with respect to FIGS. **4**, **5**, and **6**, respectively. The user interface can be presented, for example, on one of the plurality of client computing devices **112** of FIG. **1** or via the website **110** of FIG. **1**. The user interface **700** illustrates a model market defined by a consumer-demographics category of “Modest Working Towns” and retail-provider-type categories of “Convenience/Gas” and “Conventional Convenience.” The retail-provider-type categories of “Convenience/Gas” and “Conventional Convenience” fall under a broader retail-provider-type category of “Convenience Store.”

FIG. **8** illustrates an embodiment of a computer system **800** on which various embodiments of the invention may be implemented such as, for example, the product-optimization system **100** of FIG. **1**. For example, the computer system **800** can be used to implement functionality attributed to the sales database **102** of FIG. **1**, the product analytics database **106** of FIG. **1**, and/or by server computers coupled to and in data communication therewith. In the implementation, a computer system **800** may include a bus **818** or other communication mechanism for communicating information and a processor **802** coupled to the bus **818** for processing information. The computer system **800** also includes a main memory **804**, such as random-access memory (RAM) or other dynamic storage device, coupled to the bus **818** for storing computer readable instructions by the processor **802**.

The main memory **804** also may be used for storing temporary variables or other intermediate information during execution of the instructions to be executed by the processor **802**. The computer system **800** further includes a read-only memory (ROM) **806** or other static storage device coupled to the bus **818** for storing static information and instructions for the processor **802**. A computer-readable storage device **808**, such as a magnetic disk or optical disk, is coupled to the bus **818** for storing information and instructions for the processor **802**. The computer system **800** may be coupled via the bus **818** to a display **810**, such as a liquid crystal display (LCD) or a cathode ray tube (CRT), for displaying information to a user. An input device **812**, including, for example, alphanumeric and other keys, is coupled to the bus **818** for communicating information and command selections to the processor **802**. Another type of user input device is a cursor control **814**, such as a mouse, a trackball, or cursor direction keys for communicating direct information and command selections to the processor **802** and for controlling cursor movement on the display **810**. The cursor control **814** typically has two degrees of freedom in two axes, a first axis (e.g., x) and a second axis (e.g., y), that allow the device to specify positions in a plane.

The term “computer readable instructions” as used above refers to any instructions that may be performed by the processor **802** and/or other component of the computer system **800**. Similarly, the term “computer readable medium” refers to any storage medium that may be used to store the computer readable instructions. Such a medium may take many forms, including, but not limited to, non-volatile media, volatile media, and transmission media. Non-volatile media include, for example, optical or magnetic disks, such as the storage device **808**. Volatile media includes dynamic memory, such as the main memory **804**. Transmission media includes coaxial cables, copper wire, and fiber optics, including wires of the bus **818**. Transmission media can also take the form of acoustic or light waves, such as those generated during radio frequency (RF) and infrared (IR) data communications. Common forms of computer readable media include, for example, a floppy disk, a flexible disk, hard disk, magnetic tape, any other magnetic medium, a CD ROM, DVD, any other optical

medium, punch cards, paper tape, any other physical medium with patterns of holes, a RAM, a PROM, an EPROM, a FLASH EPROM, any other memory chip or cartridge, a carrier wave, or any other medium from which a computer can read.

Various forms of the computer readable media may be involved in carrying one or more sequences of one or more instructions to the processor **802** for execution. For example, the instructions may initially be borne on a magnetic disk of a remote computer. The remote computer can load the instructions into its dynamic memory and send the instructions over a telephone line using a modem. A modem local to the computer system **800** can receive the data on the telephone line and use an infrared transmitter to convert the data to an infrared signal. An infrared detector coupled to the bus **818** can receive the data carried in the infrared signal and place the data on the bus **818**. The bus **818** carries the data to the main memory **804**, from which the processor **802** retrieves and executes the instructions. The instructions received by the main memory **804** may optionally be stored on the storage device **808** either before or after execution by the processor **802**.

The computer system **800** may also include a communication interface **816** coupled to the bus **818**. The communication interface **816** provides a two-way data communication coupling between the computer system **800** and a network. For example, the communication interface **816** may be an integrated services digital network (ISDN) card or a modem used to provide a data communication connection to a corresponding type of telephone line. As another example, the communication interface **816** may be a local area network (LAN) card used to provide a data communication connection to a compatible LAN. Wireless links may also be implemented. In any such implementation, the communication interface **816** sends and receives electrical, electromagnetic, optical, or other signals that carry digital data streams representing various types of information. The storage device **808** can further include instructions for carrying out various processes for image processing as described herein when executed by the processor **802**. The storage device **808** can further include a database for storing data relative to same.

Although various embodiments of the method and apparatus of the present invention have been illustrated in the accompanying Drawings and described in the foregoing Detailed Description, it will be understood that the invention is not limited to the embodiments disclosed, but is capable of numerous rearrangements, modifications and substitutions without departing from the spirit of the invention as set forth herein.

What is claimed is:

1. A method comprising:

in a database, maintaining multiple-indexed data according to a data model comprising a plurality of distinct naming conventions, the plurality of distinct naming conventions comprising a first naming convention, a second naming convention, and a third naming convention;

wherein the multiple-indexed data comprises:

information of interest in relation to first data and second data;

first descriptive information in relation to the first data, the first descriptive information categorizing the first data in conformance to the first naming convention; second descriptive information in relation to the first data, the second descriptive information categorizing the first data in conformance to the second naming convention; and

15

third descriptive information in relation to the second data, the third descriptive information categorizing the second data in conformance to the third naming convention;  
 wherein the maintaining comprises indexing the multiple-indexed data at least by the first descriptive information, the second descriptive information and the third descriptive information;  
 periodically receiving, by a server computer over a computer network, raw data, the raw data comprising new information of interest, new first data and new second data;  
 responsive to the periodically receiving, translating, by the server computer, the raw data into the data model, the translating comprising:  
 determining new first descriptive information in relation to the new first data, the new first descriptive information categorizing the new first data in conformance to the first naming convention;  
 determining new second descriptive information in relation to the new first data, the new second descriptive information categorizing the new first data in conformance to the second naming convention; and  
 determining new third descriptive information in relation to the new second data, the new third descriptive information categorizing the new second data in conformance to the third naming convention;  
 storing the translated raw data as part of the multiple-indexed data, the storing comprising storing the new information of interest, the new first data, the new second data, the new first descriptive information, the new second descriptive information and the new third descriptive information as part of the information of interest, the first data, the second data, the first descriptive information, the second descriptive information and the third descriptive information, respectively;  
 receiving, by the server computer over the computer network, a request for computer analysis of the information of interest in relation to an intersection of the first naming convention and the second naming convention;  
 responsive to the request, the server computer aggregating at least a portion of the multiple-indexed data based at least in part on an intersection of the first descriptive information and the second descriptive information;  
 responsive to the aggregating, identifying an optimal intersection of the first descriptive information, the second descriptive information and the third descriptive information relative to the information of interest; and  
 providing information related to the optimal intersection to a requestor.

2. The method of claim 1, wherein the first naming convention, the second naming convention and the third naming convention each comprise a plurality of categories.

3. The method of claim 2, wherein the receiving of the request comprises:  
 acquiring a category of the first naming convention; and  
 acquiring a category of the second naming convention.

4. The method of claim 3, the method comprising:  
 facilitating comparison of the optimal intersection with other data of the multiple-indexed data.

5. The method of claim 2, the method comprising:  
 sorting the aggregated at least a portion of the multiple-indexed data by information related to the information of interest.

16

6. The method of claim 5, comprising performing a gap analysis.

7. The method of claim 2, wherein the first naming convention, the second naming convention, and the third naming convention are each expressed as a tree structure.

8. The method of claim 7, wherein at least one naming convention of the plurality of distinct naming conventions comprises a plurality of levels.

9. A system comprising:  
 a database that maintains multiple-indexed data, the multiple-indexed data being maintained according to a data model comprising a plurality of distinct naming conventions, the plurality of distinct naming conventions comprising a first naming convention, a second naming convention, and a third naming convention;  
 wherein the multiple-indexed data comprises:  
 information of interest in relation to first data and second data;  
 first descriptive information in relation to the first data, the first descriptive information categorizing the first data in conformance to the first naming convention;  
 second descriptive information in relation to the first data, the second descriptive information categorizing the first data in conformance to the second naming convention; and  
 third descriptive information in relation to the second data, the third descriptive information categorizing the second data in conformance to the third naming convention wherein the multiple-indexed data is indexed at least by the first descriptive information, the second descriptive information and the third descriptive information;  
 a server computer in data communication with the database, wherein the server computer is operable to:  
 periodically receive raw data over a computer network, the raw data comprising new information of interest, new first data and new second data;  
 translate the raw data into the data model, the translation comprising:  
 determination of new first descriptive information in relation to the new first data, the new first descriptive information categorizing the new first data in conformance to the first naming convention;  
 determination of new second descriptive information in relation to the new first data, the new second descriptive information categorizing the new first data in conformance to the second naming convention; and  
 determination of new third descriptive information in relation to the new second data, the new third descriptive information categorizing the new second data in conformance to the third naming convention;  
 store the translated raw data as part of the multiple-indexed data, the storage comprising storage of the new information of interest, the new first data, the new second data, the new first descriptive information, the new second descriptive information and the new third descriptive information as part of the information of interest, the first data, the second data, the first descriptive information, the second descriptive information and the third descriptive information, respectively;  
 receive, over the computer network, a request for computer analysis of the information of interest in relation to an intersection of the first naming convention and the second naming convention;

17

responsive to the request, aggregate at least a portion of the multiple-indexed data based at least in part on an intersection of the first descriptive information and the second descriptive information; responsive to the aggregation, identify an optimal intersection of the first descriptive information, the second descriptive information and the third descriptive information relative to the information of interest; and provide information related to the optimal intersection to a requestor.

10. The system of claim 9, wherein the first naming convention, the second naming convention and the third naming convention each comprise a plurality of categories.

11. The system of claim 10, wherein the receipt of the request comprises:

acquisition of a category of the first naming convention; and

acquisition of a category of the second naming convention.

12. The system of claim 11, wherein the server computer is operable to:

facilitate comparison of the optimal intersection with other data of the multiple-indexed data.

13. The system of claim 10, the system comprising: wherein the server computer is operable to sort the aggregated at least a portion of the multiple-indexed data by information related to the information of interest.

14. The system of claim 13, wherein the server computer is operable to perform a gap analysis.

15. The system of claim 10, wherein the first naming convention, the second naming convention, and the third naming convention are each expressed as a tree structure.

16. The system of claim 15, wherein at least one naming convention of the plurality of distinct naming conventions comprises a plurality of levels.

17. The system of claim 9, wherein the system comprises a plurality of databases.

18. A computer-program product comprising a non-transitory computer-usable medium having computer-readable program code embodied therein, the computer-readable program code adapted to be executed to implement a method comprising:

maintaining multiple-indexed data according to a data model comprising a plurality of distinct naming conventions, the plurality of distinct naming conventions comprising a first naming convention, a second naming convention, and a third naming convention;

wherein the multiple-indexed data comprises:

information of interest in relation to first data and second data;

first descriptive information in relation to the first data, the first descriptive information categorizing the first data in conformance to the first naming convention;

18

second descriptive information in relation to the first data, the second descriptive information categorizing the first data in conformance to the second naming convention; and

third descriptive information in relation to the second data, the third descriptive information categorizing the second data in conformance to the third naming convention;

wherein the maintaining comprises indexing the information of interest at least by the first descriptive information, the second descriptive information and the third descriptive information;

periodically receiving raw data over a computer network, the raw data comprising new information of interest, new first data and new second data;

responsive to the periodically receiving, translating the raw data into the data model, the translating comprising:

determining new first descriptive information in relation to the new first data, the new first descriptive information categorizing the new first data in conformance to the first naming convention;

determining new second descriptive information in relation to the new first data, the new second descriptive information categorizing the new first data in conformance to the second naming convention; and

determining new third descriptive information in relation to the new second data, the new third descriptive information categorizing the new second data in conformance to the third naming convention;

storing the translated raw data as part of the multiple-indexed data, the storing comprising storing the new information of interest, the new first data, the new second data, the new first descriptive information, the new second descriptive information and the new third descriptive information as part of the information of interest, the first data, the second data, the first descriptive information, the second descriptive information and the third descriptive information, respectively;

receiving, over the computer network, a request for computer analysis of the information of interest in relation to an intersection of the first naming convention and the second naming convention;

responsive to the request, aggregating at least a portion of the multiple-indexed data based at least in part on an intersection of the first descriptive information and the second descriptive information;

responsive to the aggregating, identifying an optimal intersection of the first descriptive information, the second descriptive information and the third descriptive information relative to the information of interest; and

providing information related to the optimal intersection to a requestor.

\* \* \* \* \*