

US009398622B2

(12) **United States Patent**  
**Lawson et al.**

(10) **Patent No.:** **US 9,398,622 B2**  
(45) **Date of Patent:** **Jul. 19, 2016**

(54) **SYSTEM AND METHOD FOR CONNECTING A COMMUNICATION TO A CLIENT**

(75) Inventors: **Jeffrey G. Lawson**, San Francisco, CA (US); **John Wolthuis**, San Francisco, CA (US); **Evan Mansfield Cooke**, Cambridge, MA (US); **Jonas Boerjesson**, San Francisco, CA (US)

(73) Assignee: **Twilio, Inc.**, San Francisco, CA (US)

(\*) Notice: Subject to any disclaimer, the term of this patent is extended or adjusted under 35 U.S.C. 154(b) by 865 days.

(21) Appl. No.: **13/478,495**

(22) Filed: **May 23, 2012**

(65) **Prior Publication Data**

US 2012/0304245 A1 Nov. 29, 2012

**Related U.S. Application Data**

(60) Provisional application No. 61/489,189, filed on May 23, 2011, provisional application No. 61/500,549, filed on Jun. 23, 2011.

(51) **Int. Cl.**

**H04L 9/32** (2006.01)  
**G06F 15/16** (2006.01)  
**H04W 76/02** (2009.01)  
**H04L 29/06** (2006.01)  
**H04L 29/12** (2006.01)  
**H04M 3/42** (2006.01)

(52) **U.S. Cl.**

CPC ..... **H04W 76/02** (2013.01); **H04L 63/0807** (2013.01); **H04L 61/303** (2013.01); **H04M 3/42195** (2013.01)

(58) **Field of Classification Search**

CPC ..... G06F 17/30289  
USPC ..... 726/1, 5, 9, 12; 709/225, 226, 227  
See application file for complete search history.

(56) **References Cited**

U.S. PATENT DOCUMENTS

5,274,700	A	12/1993	Gechter et al.
5,526,416	A	6/1996	Dezonno et al.
5,581,608	A	12/1996	Jreij et al.
5,598,457	A	1/1997	Foladare et al.
5,867,495	A	2/1999	Elliott et al.
5,934,181	A	8/1999	Adamczewski
6,026,440	A	2/2000	Shrader et al.
6,034,946	A	3/2000	Roginsky et al.
6,094,681	A	7/2000	Shaffer et al.
6,138,143	A	10/2000	Gigliotti et al.
6,185,565	B1	2/2001	Meubus et al.
6,192,123	B1	2/2001	Grunsted et al.
6,206,564	B1	3/2001	Adamczewski

(Continued)

FOREIGN PATENT DOCUMENTS

DE	1684587	A	3/1971
EP	0282126	A	9/1988

(Continued)

OTHER PUBLICATIONS

“Ethernet to Token ring Bridge”—Black Box Corporation, Oct. 1999  
<http://blackboxcanada.com/resource/files/productdetails/17044.pdf>.  
PDF.\*

RFC 3986: Uniform Resource Identifier (URI): Generic Syntax; T. Berners-Lee, R. Fielding, L. Masinter; Jan. 2005; The Internet Society.

NPL, “API Monetization Platform”, 2013.

(Continued)

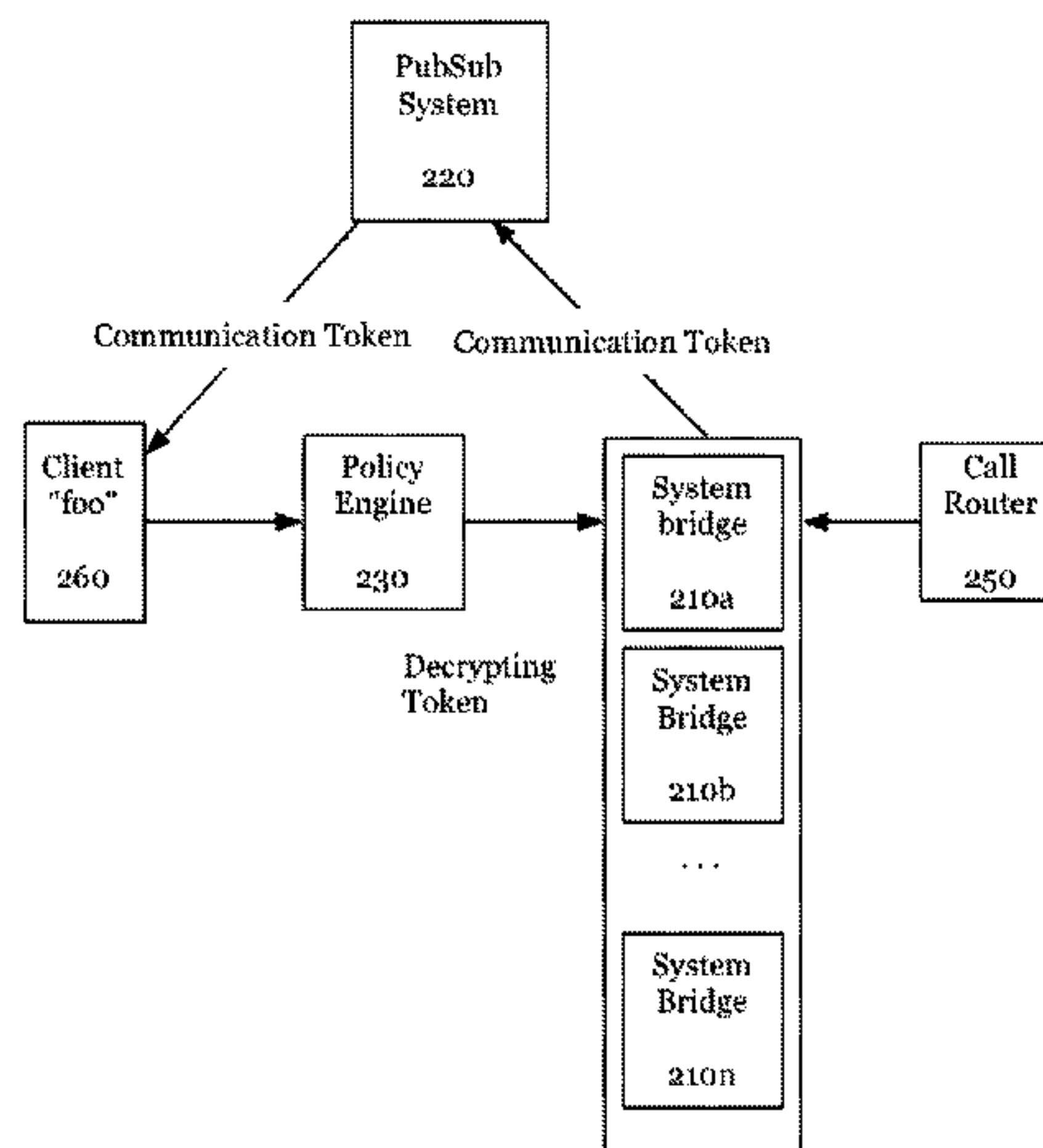
*Primary Examiner* — Randy Scott

(74) *Attorney, Agent, or Firm* — Jeffrey Schox

(57) **ABSTRACT**

A method and system for connecting a communication to a client including at a system bridge, establishing a client subscription connection with a client device; receiving an incoming communication request at the system bridge; publishing an incoming communication notification from the system bridge to the client device; receiving a client communication at the system bridge; and merging the incoming communication request into the client communication at the system bridge.

**14 Claims, 13 Drawing Sheets**



(56)

## References Cited

## U.S. PATENT DOCUMENTS

6,223,287	B1	4/2001	Douglas et al.	7,039,165	B1	5/2006	Saylor et al.
6,232,979	B1	5/2001	Shochet	7,062,709	B2	6/2006	Cheung
6,269,336	B1	7/2001	Ladd et al.	7,076,037	B1	7/2006	Gonen et al.
6,317,137	B1	11/2001	Rosasco	7,076,428	B2	7/2006	Anastasakos et al.
6,373,836	B1	4/2002	Deryugin et al.	7,089,310	B1	8/2006	Ellerman et al.
6,425,012	B1	7/2002	Trovato et al.	7,103,003	B2	9/2006	Brueckheimer et al.
6,426,995	B1	7/2002	Kim et al.	7,103,171	B1	9/2006	Annadata et al.
6,430,175	B1	8/2002	Echols et al.	7,106,844	B1	9/2006	Holland
6,434,528	B1	8/2002	Sanders	7,111,163	B1	9/2006	Haney
6,445,694	B1	9/2002	Swartz	7,136,932	B1	11/2006	Schneider
6,445,776	B1	9/2002	Shank et al.	7,140,004	B1	11/2006	Kunins et al.
6,459,913	B2	10/2002	Cloutier	7,143,039	B1	11/2006	Stifelman et al.
6,493,558	B1	12/2002	Bernhart et al.	7,197,331	B2	3/2007	Anastasakos et al.
6,496,500	B2	12/2002	Nance et al.	7,197,461	B1	3/2007	Eberle et al.
6,501,739	B1	12/2002	Cohen	7,197,462	B2	3/2007	Takagi et al.
6,501,832	B1	12/2002	Saylor et al.	7,197,544	B2	3/2007	Wang et al.
6,507,875	B1	1/2003	Mellen-Garnett et al.	7,225,232	B2	5/2007	Elberse
6,574,216	B1	6/2003	Farris et al.	7,227,849	B1	6/2007	Rasanen
6,577,721	B1	6/2003	Vainio et al.	7,260,208	B2	8/2007	Cavalcanti
6,600,736	B1	7/2003	Ball et al.	7,266,181	B1	9/2007	Zirngibl et al.
6,606,596	B1	8/2003	Zirngibl et al.	7,269,557	B1	9/2007	Bailey et al.
6,614,783	B1	9/2003	Sonesh et al.	7,272,212	B2	9/2007	Eberle et al.
6,625,258	B1	9/2003	Ram et al.	7,272,564	B2	9/2007	Phillips et al.
6,625,576	B2	9/2003	Kochanski et al.	7,277,851	B1	10/2007	Henton
6,636,504	B1	10/2003	Albers et al.	7,283,515	B2	10/2007	Fowler
6,662,231	B1	12/2003	Drosset et al.	7,286,521	B1	10/2007	Jackson et al.
6,704,785	B1	3/2004	Koo et al.	7,287,248	B1	10/2007	Adeeb
6,707,889	B1	3/2004	Saylor et al.	7,289,453	B2	10/2007	Riedel et al.
6,711,129	B1	3/2004	Bauer et al.	7,296,739	B1	11/2007	Mo et al.
6,711,249	B2	3/2004	Weissman et al.	7,298,732	B2	11/2007	Cho
6,738,738	B2	5/2004	Henton	7,298,834	B1	11/2007	Homeier et al.
6,757,365	B1	6/2004	Bogard	7,308,085	B2	12/2007	Weissman
6,765,997	B1	7/2004	Zirngibl et al.	7,308,408	B1	12/2007	Stifelman et al.
6,768,788	B1	7/2004	Langseth et al.	7,324,633	B2	1/2008	Gao et al.
6,778,653	B1	8/2004	Kallas et al.	7,324,942	B1	1/2008	Mahowald et al.
6,785,266	B2	8/2004	Swartz	7,328,263	B1	2/2008	Sadjadi
6,788,768	B1	9/2004	Saylor et al.	7,330,463	B1	2/2008	Bradd et al.
6,792,086	B1	9/2004	Saylor et al.	7,330,890	B1	2/2008	Partovi et al.
6,792,093	B2	9/2004	Barak et al.	7,340,040	B1	3/2008	Saylor et al.
6,798,867	B1	9/2004	Zirngibl et al.	7,349,714	B2	3/2008	Lee et al.
6,807,529	B2	10/2004	Johnson et al.	7,369,865	B2	5/2008	Gabriel et al.
6,807,574	B1	10/2004	Partovi et al.	7,373,660	B1	5/2008	Guichard et al.
6,819,667	B1	11/2004	Brusilovsky et al.	7,376,223	B2	5/2008	Taylor et al.
6,820,260	B1	11/2004	Flockhart et al.	7,376,586	B1	5/2008	Partovi et al.
6,829,334	B1	12/2004	Zirngibl et al.	7,376,733	B2	5/2008	Connelly et al.
6,831,966	B1	12/2004	Tegan et al.	7,376,740	B1	5/2008	Porter et al.
6,834,265	B2	12/2004	Balasuriya	7,412,525	B2	8/2008	Cafarella et al.
6,836,537	B1	12/2004	Zirngibl et al.	7,418,090	B2	8/2008	Reding et al.
6,842,767	B1	1/2005	Partovi et al.	7,428,302	B2	9/2008	Zirngibl et al.
6,850,603	B1	2/2005	Eberle et al.	7,440,898	B1	10/2008	Eberle et al.
6,870,830	B1	3/2005	Schuster et al.	7,447,299	B1	11/2008	Partovi et al.
6,873,952	B1	3/2005	Bailey et al.	7,454,459	B1	11/2008	Kapoor et al.
6,874,084	B1	3/2005	Dobner et al.	7,457,249	B2	11/2008	Baldwin et al.
6,885,737	B1	4/2005	Gao et al.	7,457,397	B1	11/2008	Saylor et al.
6,888,929	B1	5/2005	Saylor et al.	7,473,872	B2	1/2009	Takimoto
6,895,084	B1	5/2005	Saylor et al.	7,486,780	B2	2/2009	Zirngibl et al.
6,898,567	B2	5/2005	Balasuriya	7,496,054	B2	2/2009	Taylor
6,912,581	B2	6/2005	Johnson et al.	7,496,188	B2	2/2009	Saha et al.
6,922,411	B1	7/2005	Taylor	7,500,249	B2	3/2009	Kampe et al.
6,931,405	B2	8/2005	El-Shimi et al.	7,505,951	B2	3/2009	Thompson et al.
6,937,699	B1	8/2005	Schuster et al.	7,519,359	B2	4/2009	Chiarulli et al.
6,940,953	B1	9/2005	Eberle et al.	7,522,711	B1	4/2009	Stein et al.
6,941,268	B2	9/2005	Porter et al.	7,536,454	B2	5/2009	Balasuriya
6,947,417	B2	9/2005	Laursen et al.	7,552,054	B1	6/2009	Stifelman et al.
6,947,988	B1	9/2005	Saleh	7,571,226	B1	8/2009	Partovi et al.
6,961,330	B1	11/2005	Cattan et al.	7,613,287	B1	11/2009	Stifelman et al.
6,964,012	B1	11/2005	Zirngibl et al.	7,623,648	B1	11/2009	Oppenheim et al.
6,970,915	B1	11/2005	Partovi et al.	7,630,900	B1	12/2009	Strom
6,977,992	B2	12/2005	Zirngibl et al.	7,631,310	B1	12/2009	Henzinger
6,985,862	B2	1/2006	Stroem et al.	7,644,000	B1	1/2010	Strom
6,999,576	B2	2/2006	Sacra	7,657,433	B1	2/2010	Chang
7,003,464	B2	2/2006	Ferrans et al.	7,657,434	B2	2/2010	Thompson et al.
7,006,606	B1	2/2006	Cohen et al.	7,668,157	B2	2/2010	Weintraub et al.
7,010,586	B1	3/2006	Allavarpu et al.	7,672,295	B1	3/2010	Andhare et al.
7,020,685	B1	3/2006	Chen et al.	7,675,857	B1	3/2010	Chesson
				7,676,221	B2	3/2010	Roundtree et al.
				7,715,547	B2	5/2010	Ibbotson et al.
				7,742,499	B1	6/2010	Erskine et al.
				7,779,065	B2	8/2010	Gupta et al.



(56)

References Cited

U.S. PATENT DOCUMENTS

7,875,836 B2	1/2011	Imura et al.	2002/0126813 A1	9/2002	Partovi et al.
7,882,253 B2	2/2011	Pardo-Castellote et al.	2002/0136391 A1	9/2002	Armstrong
7,920,866 B2	4/2011	Bosch et al.	2002/0165957 A1	11/2002	Devoe et al.
7,926,099 B1	4/2011	Chakravarty et al.	2002/0176378 A1	11/2002	Hamilton et al.
7,936,867 B1	5/2011	Hill et al.	2002/0198941 A1	12/2002	Gavrilescu et al.
7,962,644 B1	6/2011	Ezerzer et al.	2003/0006137 A1	1/2003	Wei et al.
7,979,555 B2	7/2011	Rothstein et al.	2003/0014665 A1	1/2003	Anderson et al.
8,023,425 B2	9/2011	Raleigh	2003/0018830 A1	1/2003	Chen et al.
8,024,785 B2	9/2011	Andress et al.	2003/0023672 A1*	1/2003	Vaysman ..... H04L 12/1827
8,046,823 B1*	10/2011	Begen ..... G06F 21/335 726/12	2003/0026426 A1	2/2003	Wright et al.
8,069,096 B1	11/2011	Ballaro et al.	2003/0046366 A1	3/2003	Pardikar et al.
8,081,958 B2	12/2011	Soederstroern et al.	2003/0051037 A1	3/2003	Sundaram et al.
8,103,725 B2	1/2012	Gupta et al.	2003/0058884 A1	3/2003	Kallner et al.
8,126,128 B1	2/2012	Hicks, III et al.	2003/0059020 A1	3/2003	Meyerson et al.
8,149,716 B2	4/2012	Ramanathan et al.	2003/0060188 A1	3/2003	Gidron et al.
8,150,918 B1	4/2012	Edelman et al.	2003/0061317 A1	3/2003	Brown et al.
8,156,213 B1	4/2012	Deng et al.	2003/0061404 A1	3/2003	Atwal et al.
8,175,007 B2	5/2012	Jain et al.	2003/0088421 A1	5/2003	Maes et al.
8,185,619 B1	5/2012	Maiocco et al.	2003/0097447 A1	5/2003	Johnston
8,196,133 B2	6/2012	Kakumani et al.	2003/0097639 A1	5/2003	Niyogi et al.
8,233,611 B1	7/2012	Zettner	2003/0103620 A1	6/2003	Brown et al.
8,238,533 B2	8/2012	Blackwell et al.	2003/0123640 A1	7/2003	Roelle et al.
8,243,889 B2	8/2012	Taylor et al.	2003/0195990 A1	10/2003	Greenblat
8,266,327 B2	9/2012	Kumar et al.	2003/0196076 A1	10/2003	Zabarski et al.
8,295,272 B2	10/2012	Boni et al.	2003/0211842 A1	11/2003	Kempf et al.
8,306,021 B2	11/2012	Lawson et al.	2003/0231647 A1	12/2003	Petrovykh
8,315,198 B2	11/2012	Corneille et al.	2003/0233276 A1	12/2003	Pearlman et al.
8,319,816 B1	11/2012	Swanson et al.	2004/0008635 A1	1/2004	Nelson et al.
8,326,805 B1	12/2012	Arous et al.	2004/0011690 A1	1/2004	Marfino et al.
8,346,630 B1	1/2013	McKeown	2004/0044953 A1	3/2004	Watkins et al.
8,355,394 B2	1/2013	Taylor et al.	2004/0052349 A1	3/2004	Creamer et al.
8,417,817 B1	4/2013	Jacobs	2004/0071275 A1	4/2004	Bowater et al.
8,429,827 B1	4/2013	Wetzel	2004/0101122 A1	5/2004	Da Palma et al.
8,438,315 B1	5/2013	Tao et al.	2004/0102182 A1	5/2004	Reith et al.
8,462,670 B2	6/2013	Chien et al.	2004/0165569 A1	8/2004	Sweatman et al.
8,467,502 B2	6/2013	Sureka et al.	2004/0172482 A1	9/2004	Weissman et al.
8,503,639 B2	8/2013	Reding et al.	2004/0205101 A1	10/2004	Radhakrishnan
8,503,650 B2	8/2013	Reding et al.	2004/0205689 A1	10/2004	Ellens et al.
8,509,068 B2	8/2013	Begall et al.	2004/0213400 A1	10/2004	Golitsin et al.
8,532,686 B2	9/2013	Schmidt et al.	2004/0218748 A1	11/2004	Fisher
8,542,805 B2	9/2013	Agranovsky et al.	2004/0228469 A1	11/2004	Andrews et al.
8,565,117 B2	10/2013	Hilt et al.	2004/0240649 A1	12/2004	Goel
8,577,803 B2	11/2013	Chatterjee et al.	2005/0005200 A1	1/2005	Matena et al.
8,582,450 B1	11/2013	Robesky	2005/0010483 A1	1/2005	Ling
8,594,626 B1	11/2013	Woodson et al.	2005/0021626 A1	1/2005	Prajapat et al.
8,601,136 B1	12/2013	Fahlgren et al.	2005/0025303 A1	2/2005	Hostetler
8,611,338 B2	12/2013	Lawson et al.	2005/0038772 A1	2/2005	Colrain
8,613,102 B2	12/2013	Nath	2005/0043952 A1	2/2005	Sharma et al.
8,649,268 B2	2/2014	Lawson et al.	2005/0047579 A1	3/2005	Salame
8,667,056 B1	3/2014	Proulx et al.	2005/0060411 A1	3/2005	Coulombe et al.
8,675,493 B2	3/2014	Buddhikot et al.	2005/0083907 A1	4/2005	Fishler
8,695,077 B1	4/2014	Gerhard et al.	2005/0091336 A1	4/2005	DeHamer et al.
8,755,376 B2	6/2014	Lawson et al.	2005/0091572 A1	4/2005	Gavrilescu et al.
8,767,925 B2	7/2014	Sureka et al.	2005/0125251 A1	6/2005	Berger et al.
8,806,024 B1	8/2014	Francis et al.	2005/0128961 A1	6/2005	Miloslavsky et al.
8,837,465 B2	9/2014	Lawson et al.	2005/0135578 A1	6/2005	Ress et al.
8,838,707 B2	9/2014	Lawson et al.	2005/0141500 A1	6/2005	Bhandari et al.
8,861,510 B1	10/2014	Fritz	2005/0147088 A1	7/2005	Bao et al.
8,879,547 B2	11/2014	Maes	2005/0177635 A1	8/2005	Schmidt et al.
8,938,053 B2	1/2015	Cooke et al.	2005/0181835 A1	8/2005	Lau et al.
8,948,356 B2	2/2015	Nowack et al.	2005/0228680 A1	10/2005	Malik
8,964,726 B2	2/2015	Lawson et al.	2005/0238153 A1	10/2005	Chevalier
9,014,664 B2	4/2015	Kim et al.	2005/0240659 A1	10/2005	Taylor
9,015,702 B2	4/2015	Bhat	2005/0243977 A1	11/2005	Creamer et al.
2001/0038624 A1	11/2001	Greenberg et al.	2005/0246176 A1	11/2005	Creamer et al.
2001/0043684 A1	11/2001	Guedalia et al.	2005/0289222 A1	12/2005	Sahim
2001/0051996 A1*	12/2001	Cooper ..... G06Q 10/10 709/217	2006/0008073 A1	1/2006	Yoshizawa et al.
2002/0006124 A1	1/2002	Jimenez et al.	2006/0015467 A1	1/2006	Morken et al.
2002/0006125 A1	1/2002	Josse et al.	2006/0021004 A1	1/2006	Moran et al.
2002/0006193 A1	1/2002	Rodenbusch et al.	2006/0047666 A1	3/2006	Bedi et al.
2002/0064267 A1	5/2002	Martin et al.	2006/0067506 A1	3/2006	Flockhart et al.
2002/0067823 A1	6/2002	Walker et al.	2006/0129638 A1	6/2006	Deakin
2002/0077833 A1	6/2002	Arons et al.	2006/0143007 A1	6/2006	Koh et al.
			2006/0146792 A1	7/2006	Ramachandran et al.
			2006/0168334 A1	7/2006	Potti et al.
			2006/0203979 A1	9/2006	Jennings
			2006/0209695 A1	9/2006	Archer et al.
			2006/0212865 A1	9/2006	Vincent et al.



(56)

## References Cited

## U.S. PATENT DOCUMENTS

2006/0215824	A1	9/2006	Mitby et al.
2006/0217823	A1	9/2006	Hussey
2006/0217978	A1	9/2006	Mitby et al.
2006/0222166	A1	10/2006	Ramakrishna et al.
2006/0256816	A1	11/2006	Yarlagadda et al.
2006/0262915	A1	11/2006	Marascio et al.
2006/0270386	A1	11/2006	Yu et al.
2006/0285489	A1	12/2006	Francisco et al.
2007/0002744	A1	1/2007	Mewhinney et al.
2007/0036143	A1	2/2007	Alt et al.
2007/0050306	A1	3/2007	Mcqueen
2007/0070906	A1	3/2007	Thakur
2007/0070980	A1	3/2007	Phelps et al.
2007/0071223	A1	3/2007	Lee et al.
2007/0074174	A1	3/2007	Thornton
2007/0088836	A1	4/2007	Tai et al.
2007/0091907	A1	4/2007	Seshadri et al.
2007/0121651	A1	5/2007	Casey et al.
2007/0127691	A1	6/2007	Lert
2007/0127703	A1	6/2007	Siminoff
2007/0130260	A1	6/2007	Weintraub et al.
2007/0133771	A1	6/2007	Stifelman et al.
2007/0147351	A1	6/2007	Dietrich et al.
2007/0149166	A1	6/2007	Turcotte et al.
2007/0153711	A1	7/2007	Dykas et al.
2007/0167170	A1	7/2007	Fitchett et al.
2007/0192629	A1	8/2007	Saito
2007/0208862	A1	9/2007	Fox et al.
2007/0232284	A1	10/2007	Mason et al.
2007/0242626	A1	10/2007	Altberg et al.
2007/0265073	A1	11/2007	Novi et al.
2007/0286180	A1	12/2007	Marquette et al.
2007/0291734	A1	12/2007	Bhatia et al.
2007/0291905	A1	12/2007	Halliday et al.
2007/0293200	A1	12/2007	Roundtree et al.
2007/0295803	A1	12/2007	Levine et al.
2008/0005275	A1	1/2008	Overton et al.
2008/0025320	A1	1/2008	Bangalore et al.
2008/0037715	A1	2/2008	Prozeniuk et al.
2008/0037746	A1	2/2008	Dufrene et al.
2008/0040484	A1	2/2008	Yardley
2008/0052395	A1	2/2008	Wright et al.
2008/0091843	A1	4/2008	Kulkarni
2008/0101571	A1	5/2008	Harlow et al.
2008/0104348	A1	5/2008	Kabzinski et al.
2008/0134049	A1	6/2008	Gupta et al.
2008/0139166	A1	6/2008	Agarwal et al.
2008/0146268	A1	6/2008	Gandhi et al.
2008/0152101	A1	6/2008	Griggs
2008/0154601	A1	6/2008	Stifelman et al.
2008/0155029	A1	6/2008	Helbling et al.
2008/0162482	A1	7/2008	Ahern et al.
2008/0165708	A1	7/2008	Moore et al.
2008/0172404	A1	7/2008	Cohen
2008/0177883	A1	7/2008	Hanai et al.
2008/0201426	A1	8/2008	Darcie
2008/0209050	A1	8/2008	Li
2008/0222656	A1	9/2008	Lyman
2008/0229421	A1	9/2008	Hudis et al.
2008/0232574	A1	9/2008	Baluja et al.
2008/0235230	A1	9/2008	Maes
2008/0256224	A1	10/2008	Kaji et al.
2008/0275741	A1	11/2008	Loeffen
2008/0310599	A1	12/2008	Purnadi et al.
2008/0313318	A1	12/2008	Vermeulen et al.
2008/0316931	A1	12/2008	Qiu et al.
2008/0317222	A1	12/2008	Griggs et al.
2008/0317232	A1	12/2008	Couse et al.
2008/0317233	A1	12/2008	Rey et al.
2009/0046838	A1	2/2009	Andreasson
2009/0052437	A1	2/2009	Taylor et al.
2009/0052641	A1	2/2009	Taylor et al.
2009/0059894	A1	3/2009	Jackson et al.
2009/0063502	A1	3/2009	Coimbatore et al.
2009/0074159	A1	3/2009	Goldfarb et al.
2009/0075684	A1	3/2009	Cheng et al.
2009/0083155	A1	3/2009	Tudor et al.
2009/0089165	A1	4/2009	Sweeney
2009/0089352	A1	4/2009	Davis et al.
2009/0089699	A1	4/2009	Saha et al.
2009/0093250	A1	4/2009	Jackson et al.
2009/0125608	A1	5/2009	Werth et al.
2009/0129573	A1	5/2009	Gavan et al.
2009/0136011	A1	5/2009	Goel
2009/0170496	A1	7/2009	Bourque
2009/0171659	A1	7/2009	Pearce et al.
2009/0171669	A1	7/2009	Engelsma et al.
2009/0171752	A1	7/2009	Galvin et al.
2009/0182896	A1	7/2009	Patterson et al.
2009/0193433	A1	7/2009	Maes
2009/0217293	A1	8/2009	Wolber et al.
2009/0220057	A1	9/2009	Waters
2009/0221310	A1	9/2009	Chen et al.
2009/0222341	A1	9/2009	Belwadi et al.
2009/0225748	A1	9/2009	Taylor
2009/0225763	A1	9/2009	Forsberg et al.
2009/0228868	A1	9/2009	Drukman et al.
2009/0232289	A1	9/2009	Drucker et al.
2009/0234965	A1	9/2009	Viveganandhan et al.
2009/0235349	A1	9/2009	Lai et al.
2009/0241135	A1	9/2009	Wong et al.
2009/0252159	A1	10/2009	Lawson et al.
2009/0276771	A1	11/2009	Nickolov et al.
2009/0288012	A1	11/2009	Hertel et al.
2009/0288165	A1	11/2009	Qiu et al.
2009/0300194	A1	12/2009	Ogasawara
2009/0316687	A1	12/2009	Kruppa
2009/0318112	A1	12/2009	Vasten
2010/0037204	A1	2/2010	Lin et al.
2010/0070424	A1	3/2010	Monk
2010/0082513	A1	4/2010	Liu
2010/0087215	A1	4/2010	Gu et al.
2010/0088187	A1	4/2010	Courtney et al.
2010/0088698	A1	4/2010	Krishnamurthy
2010/0094758	A1	4/2010	Chamberlain et al.
2010/0103845	A1	4/2010	Ulupinar et al.
2010/0115041	A1	5/2010	Hawkins et al.
2010/0142516	A1	6/2010	Lawson et al.
2010/0150139	A1	6/2010	Lawson et al.
2010/0167689	A1	7/2010	Sepehri-Nik et al.
2010/0188979	A1	7/2010	Thubert et al.
2010/0191915	A1	7/2010	Spencer
2010/0208881	A1	8/2010	Kawamura
2010/0217837	A1	8/2010	Ansari et al.
2010/0217982	A1	8/2010	Brown et al.
2010/0232594	A1	9/2010	Lawson et al.
2010/0235539	A1	9/2010	Carter et al.
2010/0250946	A1	9/2010	Korte et al.
2010/0251329	A1	9/2010	Wei
2010/0251340	A1	9/2010	Martin et al.
2010/0281108	A1	11/2010	Cohen
2010/0291910	A1	11/2010	Sanding et al.
2010/0312919	A1	12/2010	Lee et al.
2010/0332852	A1	12/2010	Vembu et al.
2011/0026516	A1	2/2011	Roberts et al.
2011/0029882	A1	2/2011	Jaisinghani
2011/0029981	A1	2/2011	Jaisinghani
2011/0053555	A1	3/2011	Cai et al.
2011/0078278	A1	3/2011	Cui et al.
2011/0081008	A1	4/2011	Lawson et al.
2011/0083069	A1	4/2011	Paul et al.
2011/0083179	A1	4/2011	Lawson et al.
2011/0093516	A1	4/2011	Geng et al.
2011/0096673	A1	4/2011	Stevenson et al.
2011/0110366	A1	5/2011	Moore et al.
2011/0131293	A1	6/2011	Mori
2011/0143714	A1	6/2011	Keast et al.
2011/0145049	A1	6/2011	Hertel et al.
2011/0167172	A1	7/2011	Roach et al.
2011/0170505	A1	7/2011	Rajasekar et al.
2011/0176537	A1	7/2011	Lawson et al.
2011/0211679	A1	9/2011	Mezhibovsky et al.
2011/0251921	A1	10/2011	Kassaei et al.
2011/0253693	A1	10/2011	Lyons et al.



(56)

## References Cited

## U.S. PATENT DOCUMENTS

2011/0255675 A1 10/2011 Jasper et al.  
 2011/0258432 A1 10/2011 Rao et al.  
 2011/0265168 A1\* 10/2011 Lucovsky ..... H04L 63/0245  
 726/7  
 2011/0265172 A1 10/2011 Sharma et al.  
 2011/0267985 A1 11/2011 Wilkinson et al.  
 2011/0274111 A1 11/2011 Narasappa et al.  
 2011/0276892 A1 11/2011 Jensen-Horne et al.  
 2011/0276951 A1 11/2011 Jain  
 2011/0280390 A1 11/2011 Lawson et al.  
 2011/0283259 A1 11/2011 Lawson et al.  
 2011/0289126 A1 11/2011 Aikas et al.  
 2011/0299672 A1 12/2011 Chiu et al.  
 2011/0310902 A1 12/2011 Xu  
 2011/0320449 A1 12/2011 Gudlavenkatasiva  
 2011/0320550 A1 12/2011 Lawson et al.  
 2012/0000903 A1 1/2012 Baarman et al.  
 2012/0011274 A1 1/2012 Moreman  
 2012/0017222 A1 1/2012 May  
 2012/0023531 A1 1/2012 Meuninck et al.  
 2012/0023544 A1 1/2012 Li et al.  
 2012/0028602 A1 2/2012 Lisi et al.  
 2012/0036574 A1 2/2012 Heithcock et al.  
 2012/0039202 A1 2/2012 Song  
 2012/0059709 A1 3/2012 Lieberman et al.  
 2012/0079066 A1 3/2012 Li et al.  
 2012/0083266 A1 4/2012 VanSwol et al.  
 2012/0089572 A1 4/2012 Raichstein et al.  
 2012/0094637 A1 4/2012 Jeyaseelan et al.  
 2012/0110564 A1 5/2012 Ran et al.  
 2012/0114112 A1 5/2012 Rauschenberger et al.  
 2012/0149404 A1 6/2012 Beattie et al.  
 2012/0170726 A1 7/2012 Schwartz  
 2012/0173610 A1 7/2012 Bleau et al.  
 2012/0174095 A1 7/2012 Natchadalingam et al.  
 2012/0179907 A1 7/2012 Byrd et al.  
 2012/0180021 A1 7/2012 Byrd et al.  
 2012/0180029 A1 7/2012 Hill et al.  
 2012/0198004 A1 8/2012 Watte  
 2012/0201238 A1 8/2012 Lawson et al.  
 2012/0208495 A1 8/2012 Lawson et al.  
 2012/0221603 A1 8/2012 Kothule et al.  
 2012/0226579 A1 9/2012 Ha et al.  
 2012/0239757 A1 9/2012 Firstenberg et al.  
 2012/0254828 A1 10/2012 Aiylam et al.  
 2012/0281536 A1 11/2012 Gell et al.  
 2012/0288082 A1 11/2012 Segall  
 2012/0290706 A1 11/2012 Lin et al.  
 2012/0304245 A1 11/2012 Lawson et al.  
 2012/0304275 A1 11/2012 Ji et al.  
 2012/0316809 A1 12/2012 Egolf et al.  
 2012/0321070 A1 12/2012 Smith et al.  
 2013/0029629 A1 1/2013 Lindholm et al.  
 2013/0031158 A1 1/2013 Salsburg  
 2013/0036476 A1 2/2013 Roever et al.  
 2013/0047232 A1 2/2013 Tuchman et al.  
 2013/0054684 A1 2/2013 Brazier et al.  
 2013/0058262 A1 3/2013 Parreira  
 2013/0067232 A1 3/2013 Cheung et al.  
 2013/0067448 A1 3/2013 Sannidhanam et al.  
 2013/0097298 A1 4/2013 Ting et al.  
 2013/0132573 A1 5/2013 Lindblom  
 2013/0139148 A1 5/2013 Berg et al.  
 2013/0156024 A1 6/2013 Burg  
 2013/0179942 A1 7/2013 Caplis et al.  
 2013/0201909 A1 8/2013 Bosch et al.  
 2013/0204786 A1 8/2013 Mattes et al.  
 2013/0212603 A1 8/2013 Cooke et al.  
 2013/0244632 A1 9/2013 Spence et al.  
 2013/0325934 A1 12/2013 Fausak et al.  
 2013/0328997 A1 12/2013 Desai  
 2013/0336472 A1 12/2013 Fahlgren et al.  
 2014/0058806 A1 2/2014 Guenette et al.

2014/0064467 A1 3/2014 Lawson et al.  
 2014/0101058 A1 4/2014 Castel et al.  
 2014/0105372 A1 4/2014 Nowack et al.  
 2014/0106704 A1 4/2014 Cooke et al.  
 2014/0122600 A1 5/2014 Kim et al.  
 2014/0123187 A1 5/2014 Reisman  
 2014/0126715 A1 5/2014 Lum et al.  
 2014/0129363 A1 5/2014 Lorah et al.  
 2014/0153565 A1 6/2014 Lawson et al.  
 2014/0185490 A1 7/2014 Holm et al.  
 2014/0254600 A1 9/2014 Shibata et al.  
 2014/0258481 A1 9/2014 Lundell  
 2014/0269333 A1 9/2014 Boerjesson  
 2014/0274086 A1 9/2014 Boerjesson et al.  
 2014/0282473 A1 9/2014 Saraf et al.  
 2014/0289391 A1 9/2014 Balaji et al.  
 2014/0304054 A1 10/2014 Orun et al.  
 2014/0355600 A1 12/2014 Lawson et al.  
 2014/0372508 A1 12/2014 Fausak et al.  
 2014/0372509 A1 12/2014 Fausak et al.  
 2014/0372510 A1 12/2014 Fausak et al.  
 2014/0373098 A1 12/2014 Fausak et al.  
 2014/0379670 A1 12/2014 Kuhr  
 2015/0004932 A1 1/2015 Kim et al.  
 2015/0004933 A1 1/2015 Kim et al.  
 2015/0023251 A1 1/2015 Giakoumelis et al.  
 2015/0026477 A1 1/2015 Malatack et al.  
 2015/0066865 A1 3/2015 Yara et al.  
 2015/0081918 A1 3/2015 Nowack et al.  
 2015/0082378 A1 3/2015 Collison  
 2015/0100634 A1 4/2015 He et al.  
 2015/0119050 A1 4/2015 Liao et al.  
 2015/0181631 A1 6/2015 Lee et al.  
 2015/0236905 A1 8/2015 Bellan et al.  
 2015/0365480 A1 12/2015 Soto et al.

## FOREIGN PATENT DOCUMENTS

EP 1464418 A 10/2004  
 EP 1522922 A2 4/2005  
 EP 1770586 A1 4/2007  
 ES 2134107 A 9/1999  
 JP 10294788 4/1998  
 JP 2004166000 A 6/2004  
 JP 2004220118 A 8/2004  
 JP 2006319914 A 11/2006  
 WO 9732448 A 9/1997  
 WO 02087804 11/2002  
 WO 2006037492 A 4/2006  
 WO 2009018489 A 2/2009  
 WO 2009124223 A 10/2009  
 WO 2010037064 A 4/2010  
 WO 2010040010 A 4/2010  
 WO 2010101935 A 9/2010  
 WO 2011091085 A 7/2011

## OTHER PUBLICATIONS

Complaint for Patent Infringement, *Telinit Technologies, LLC v. Twilio Inc.*, dated Oct. 12, 2012.  
 Kim et al. "In-service Feedback QoE Framework" 2010 Third International Conference on Communication Theory, Reliability and Quality of Service. pp. 135-138. 2010.  
 Matos et al. "Quality of Experience-based Routing in Multi-Service Wireless Mesh Networks" Realizing Advanced Video Optimized Wireless Networks. IEEE. pp. 7060-7065. 2012.  
 Tran et al. "User to User adaptive routing based on QoE" ICNS 2011: The Seventh International Conference on Networking and Services. pp. 170-177. 2011.  
 Wu et al. "Quality Evaluation in Peer-to-Peer IPTV Services" Data Traffic and Monitoring Analysis, LNCS 7754. pp. 302-319. 2013.  
 S. barakovic and L. Skorin-Kapov. "Survey and Challenges of QoE Management Issues in Wireless Networks". 2012, pp. 1-29.  
 Subramanya, et al. "Digital Signatures", IEEE Potentials, Mar./Apr. 2006, pp. 5-8.

\* cited by examiner

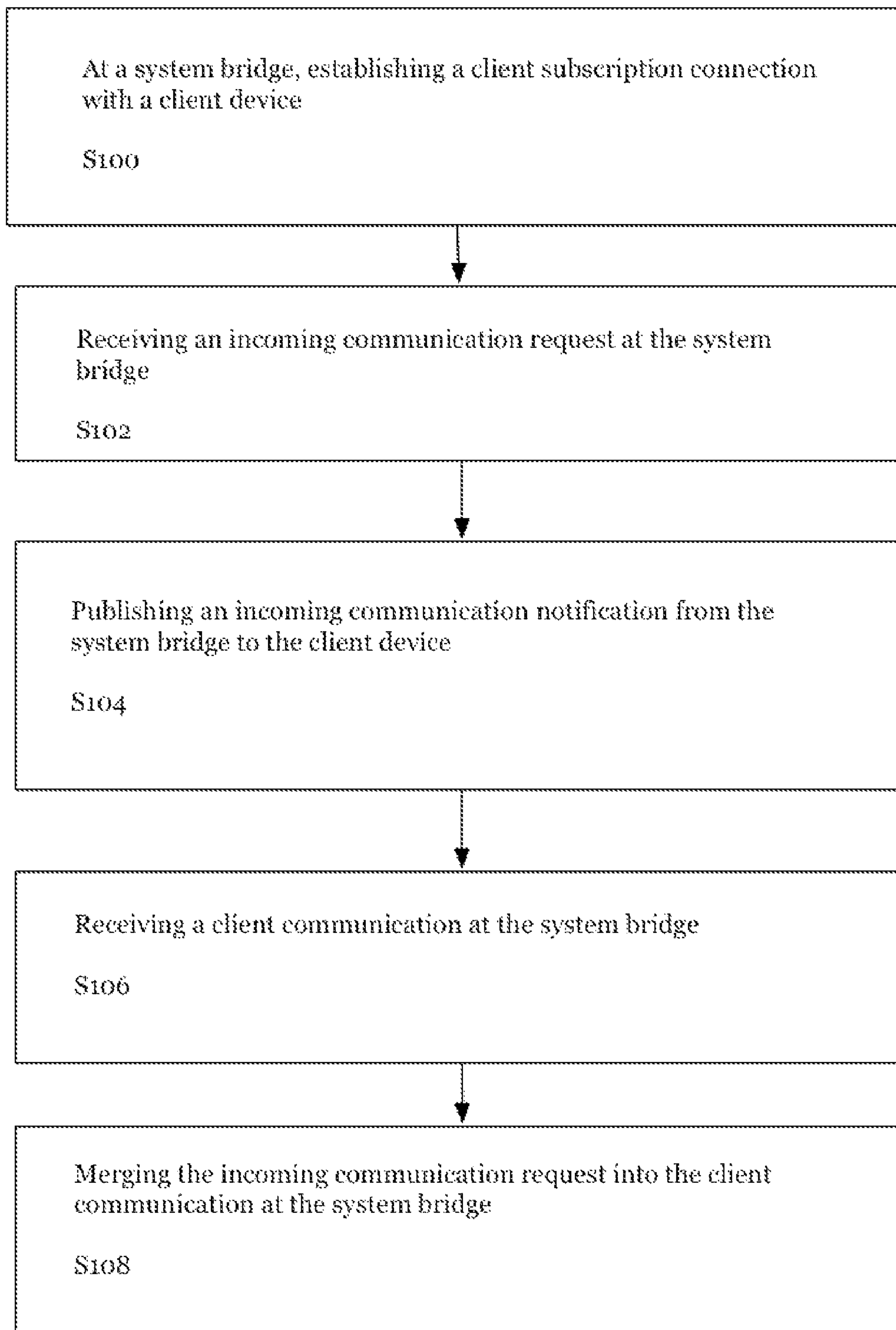


FIGURE 1

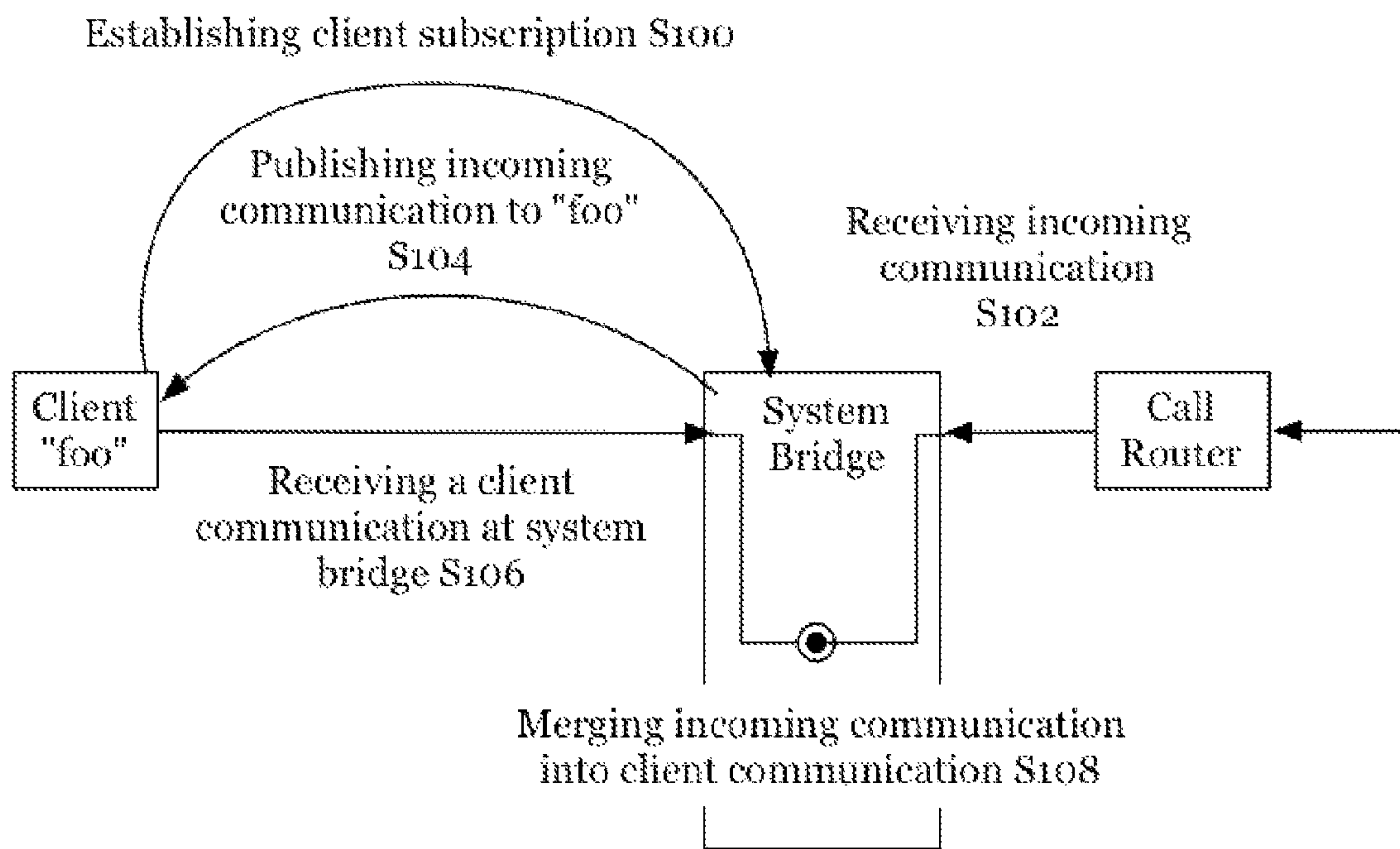
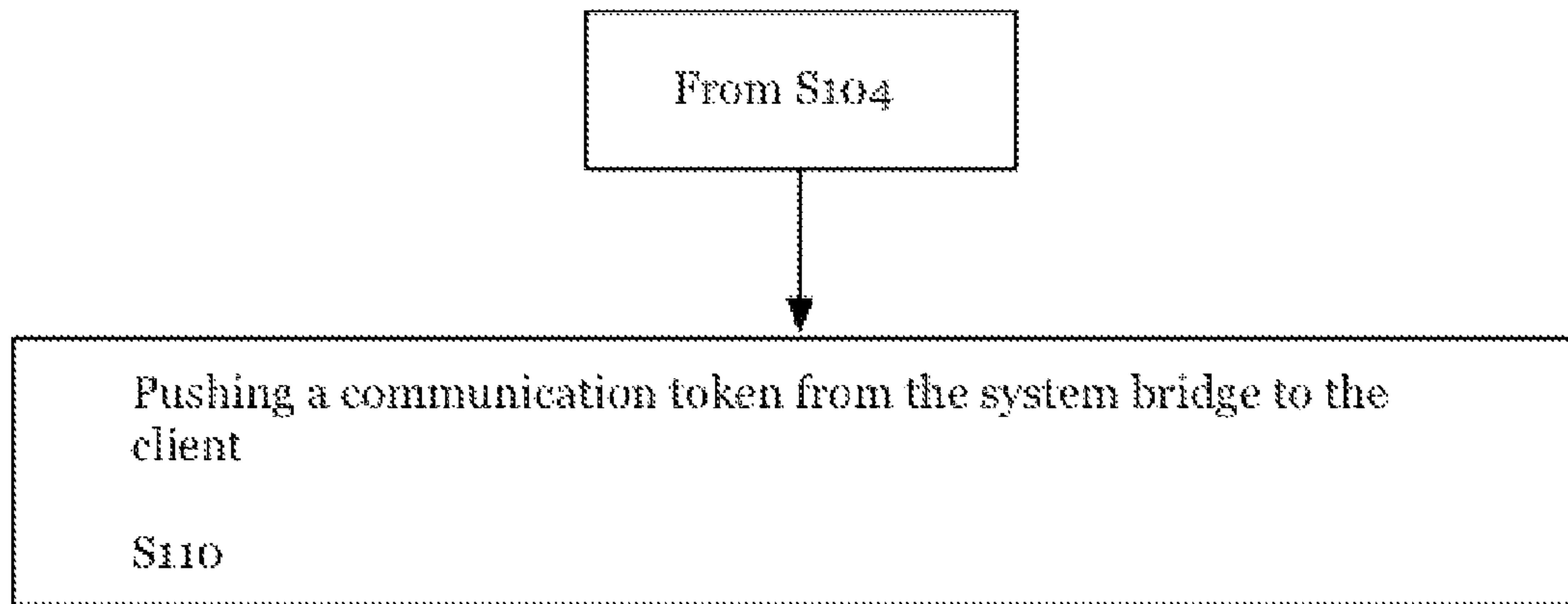
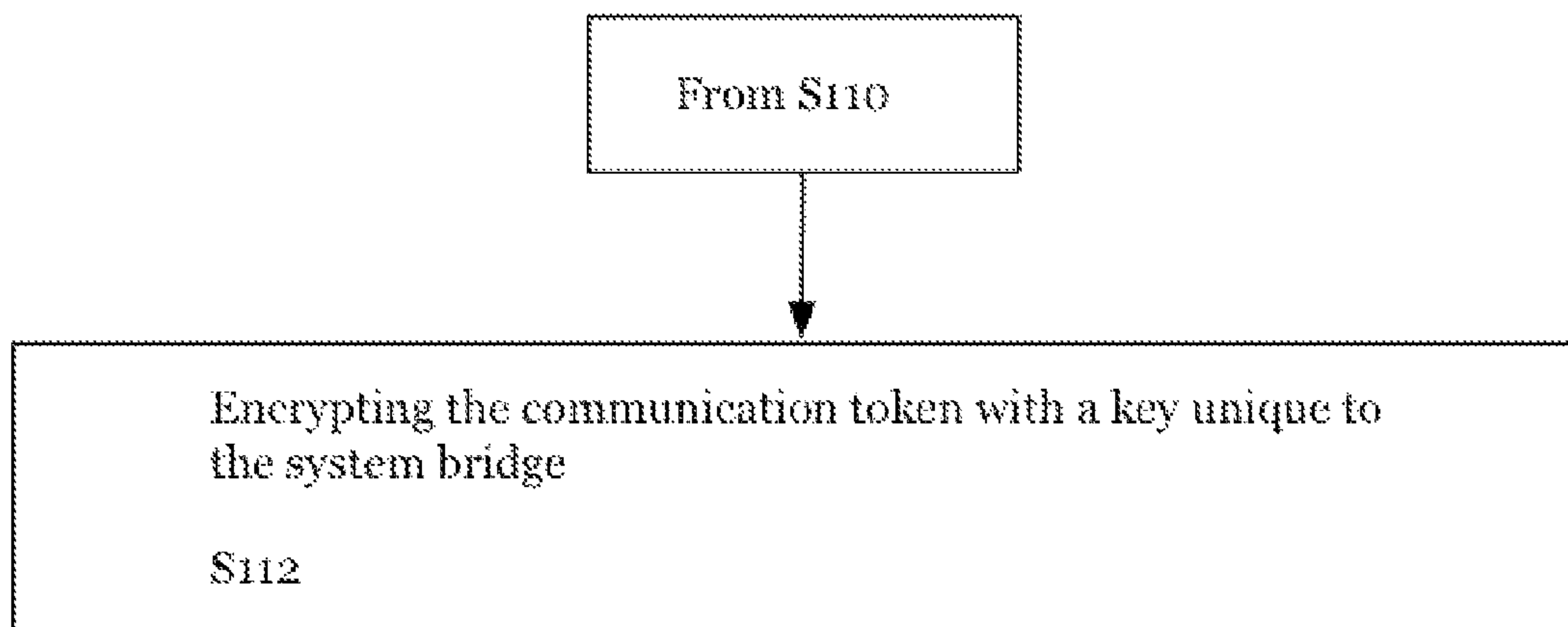


FIGURE 2



**FIGURE 3**



**FIGURE 4**



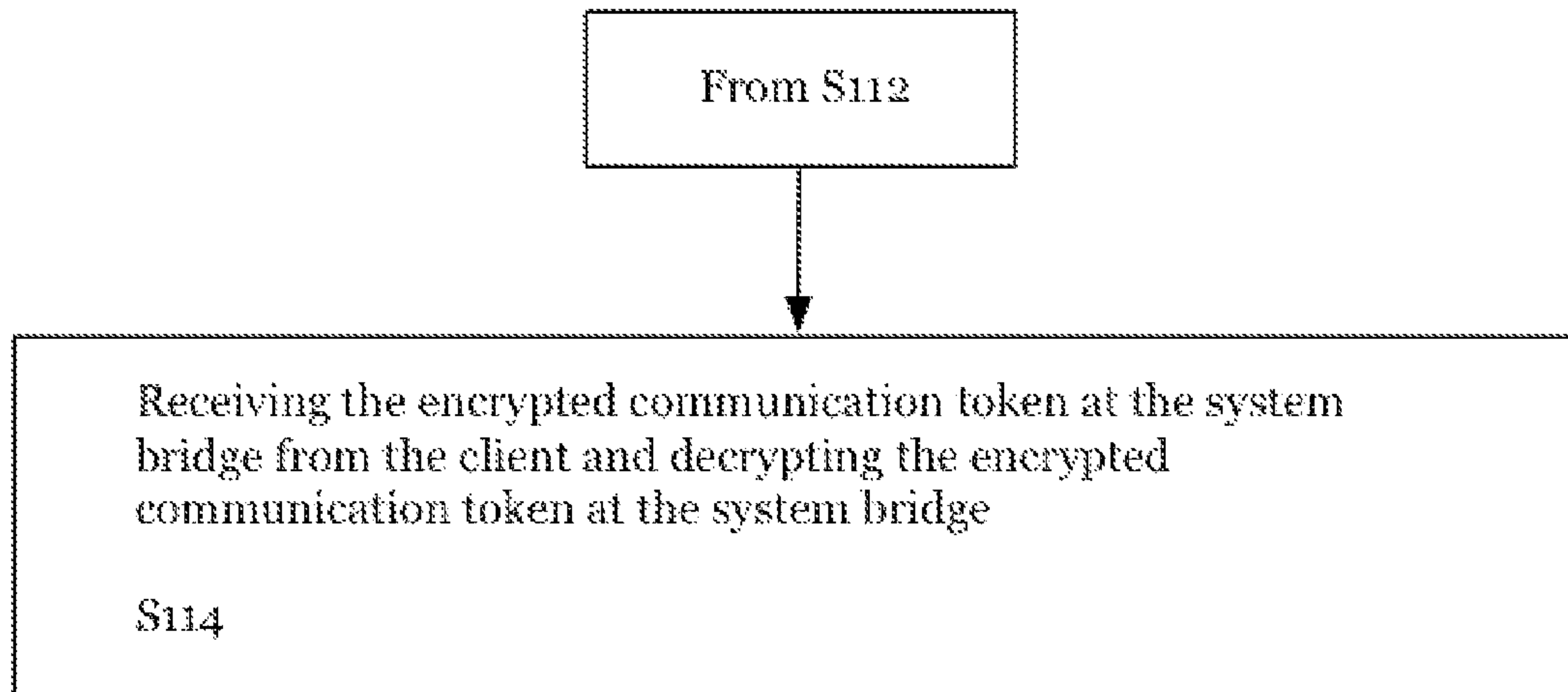


FIGURE 5

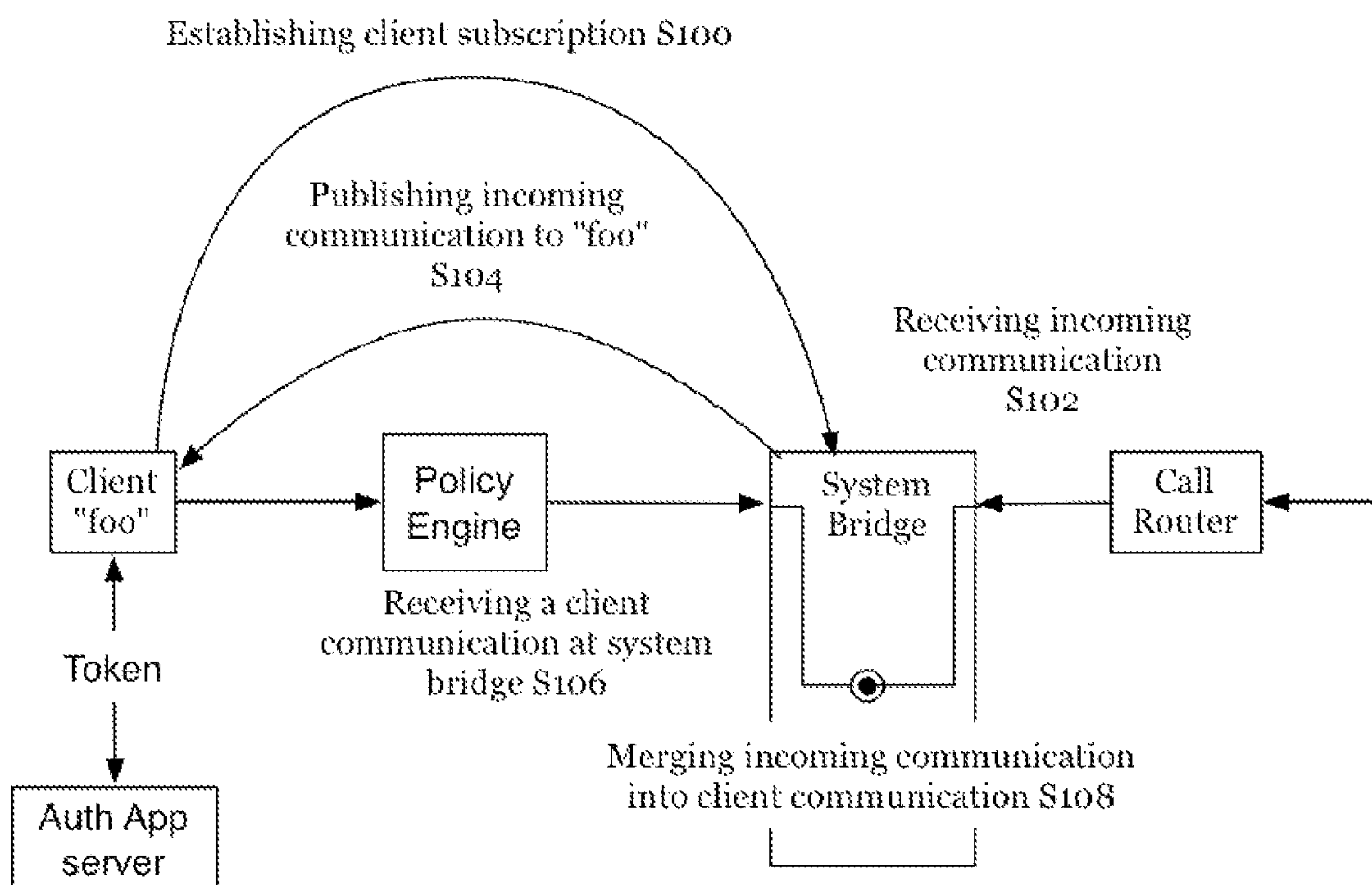


FIGURE 6



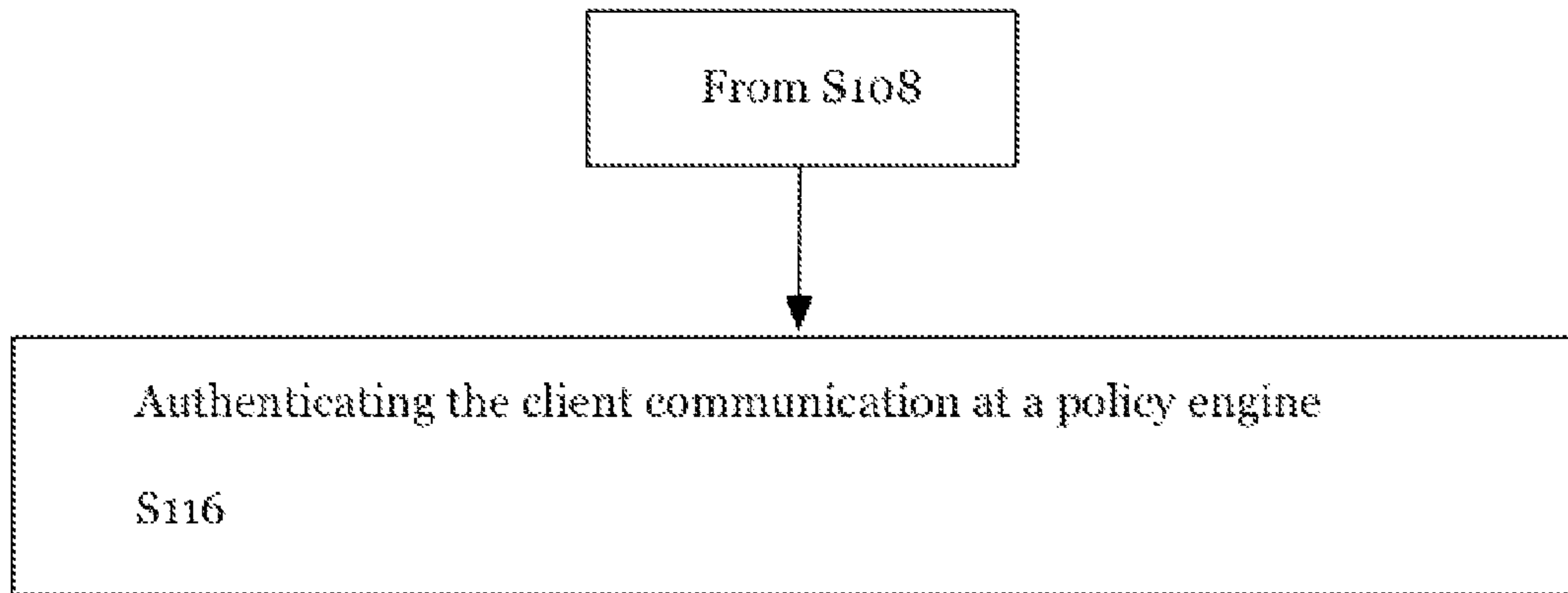


FIGURE 7

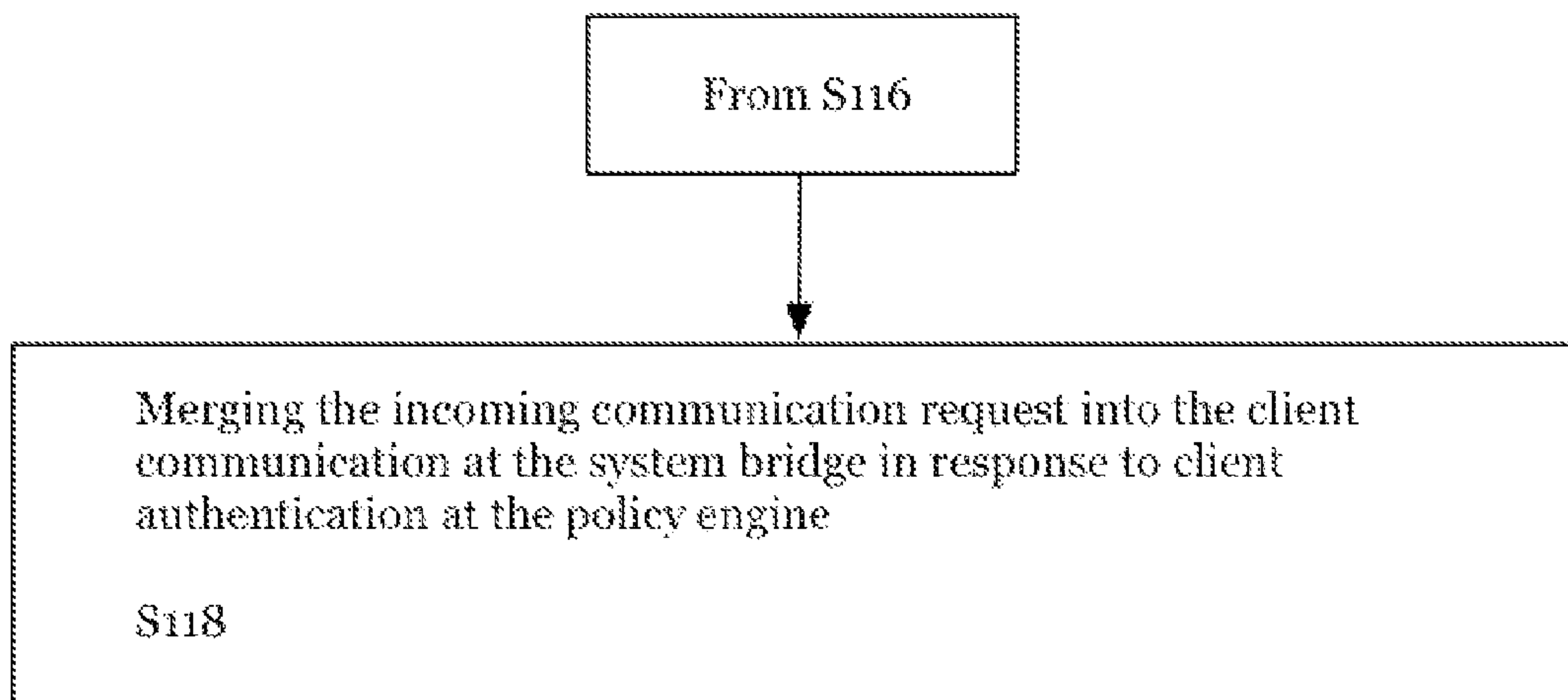


FIGURE 8

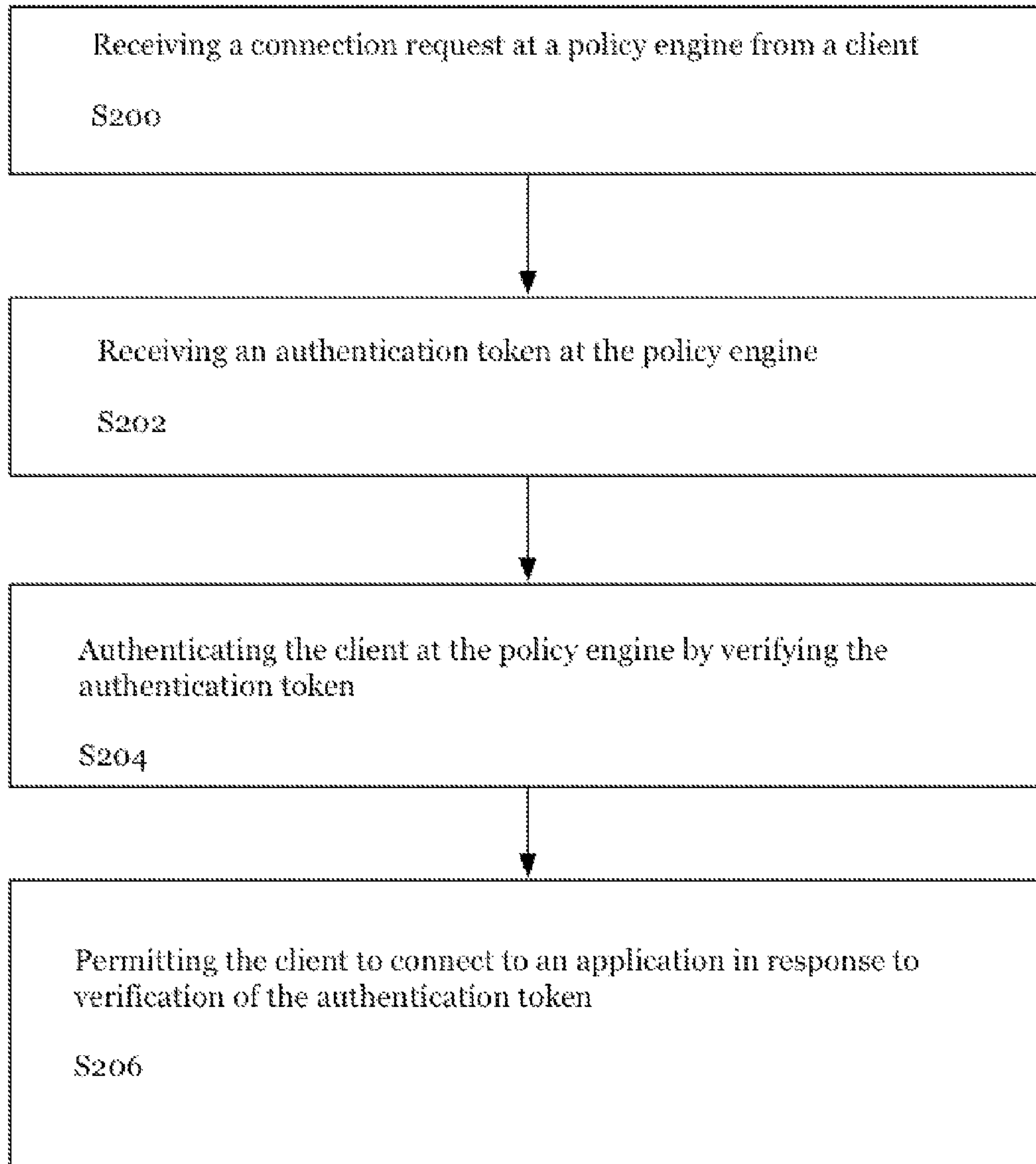


FIGURE 9



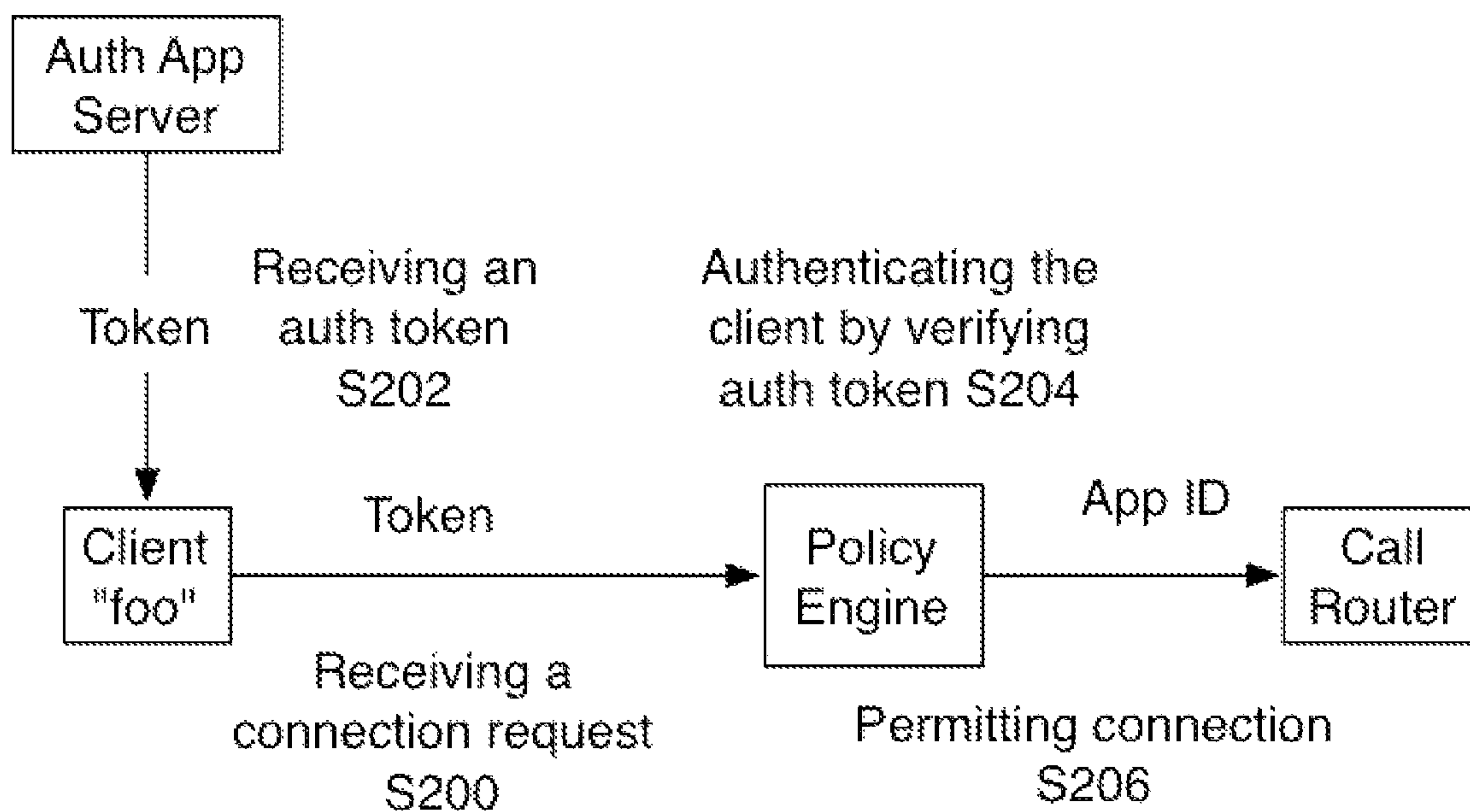


FIGURE 10

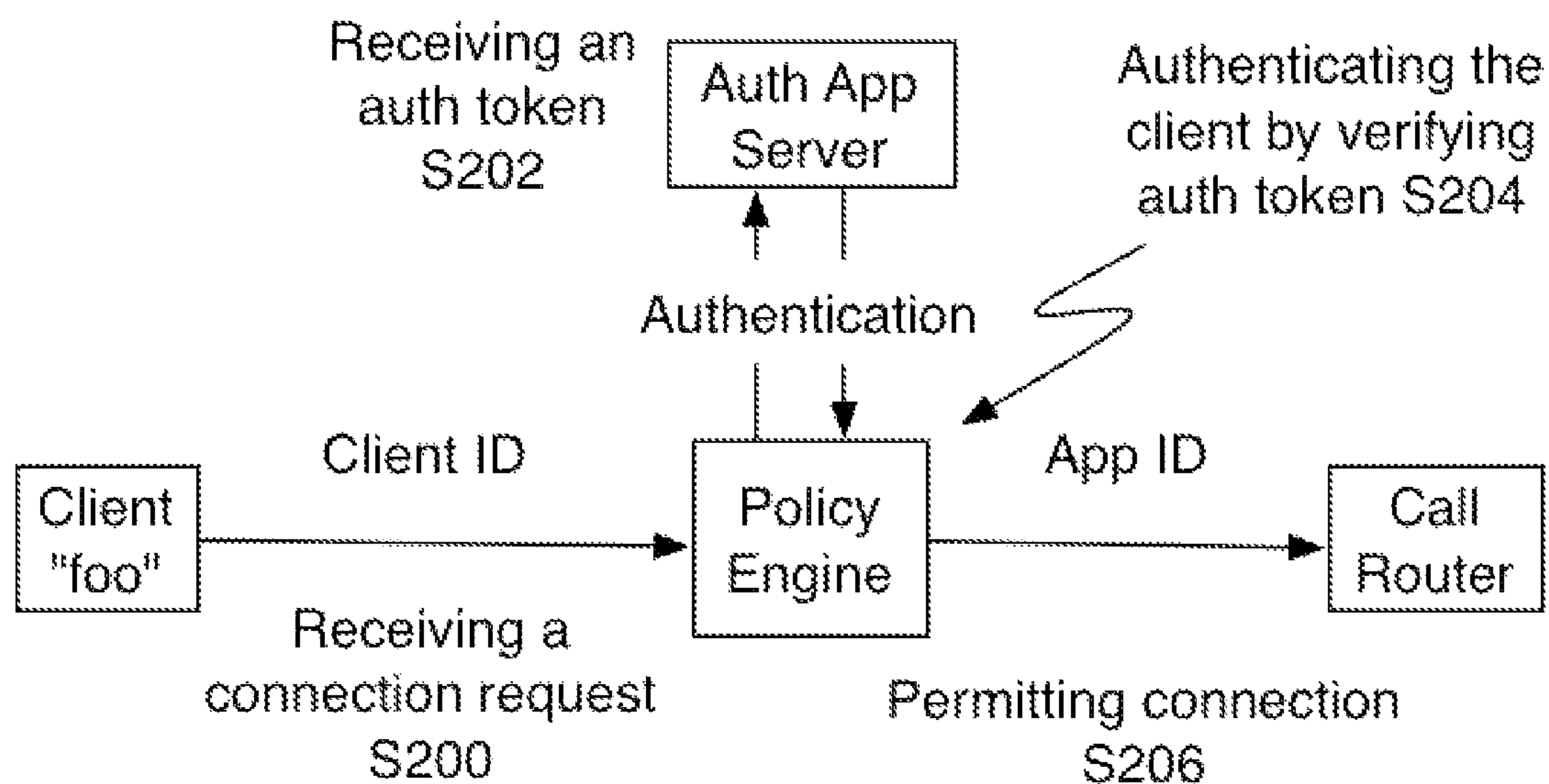


FIGURE 11



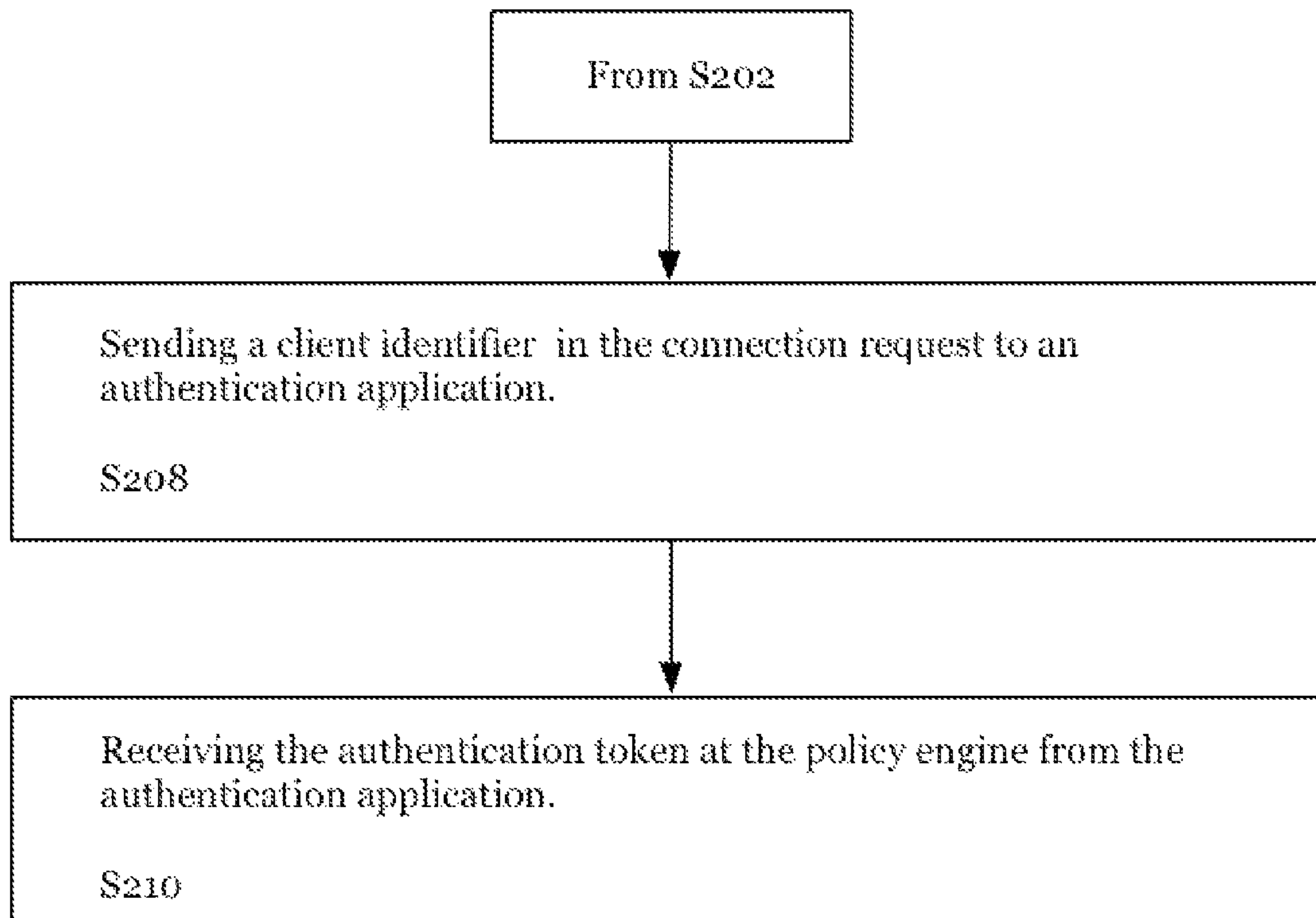


FIGURE 12

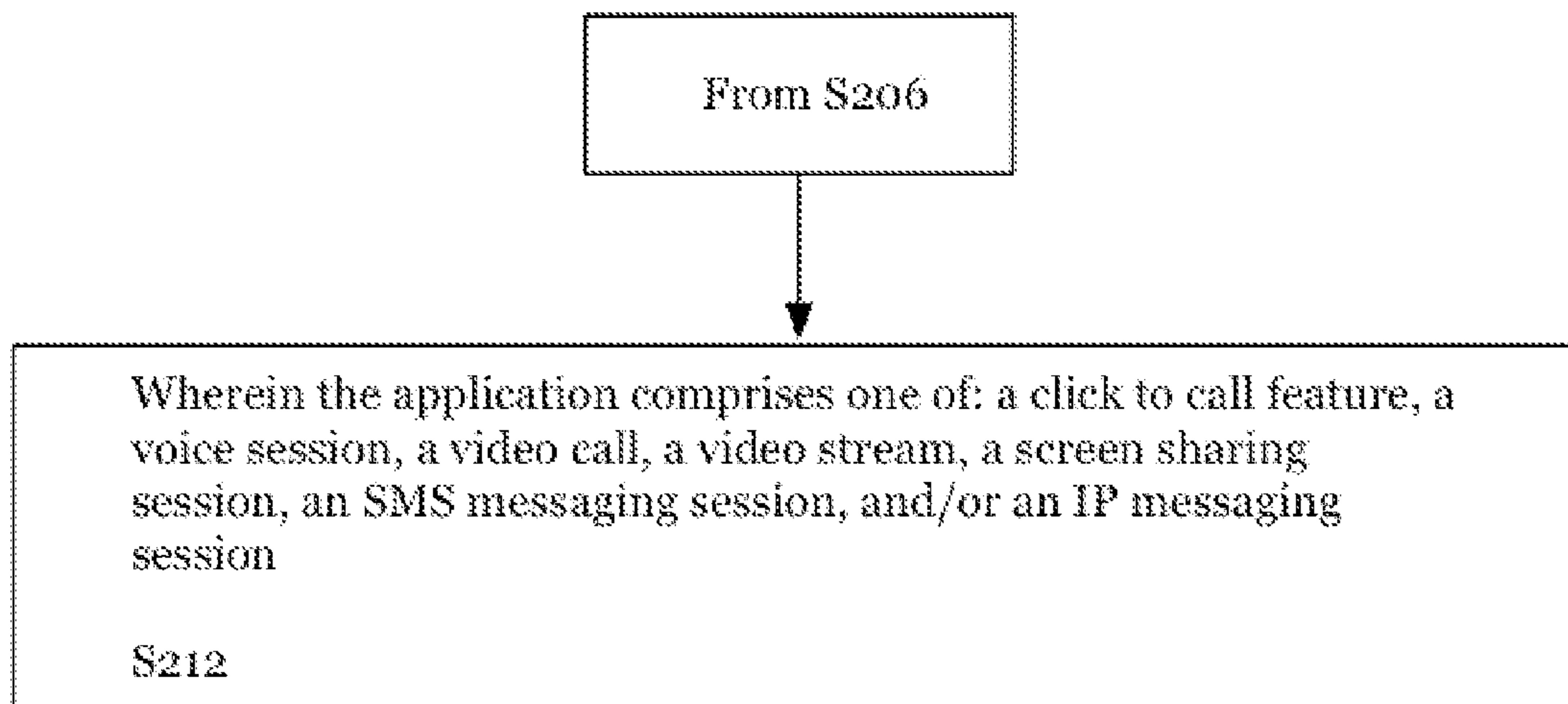


FIGURE 13



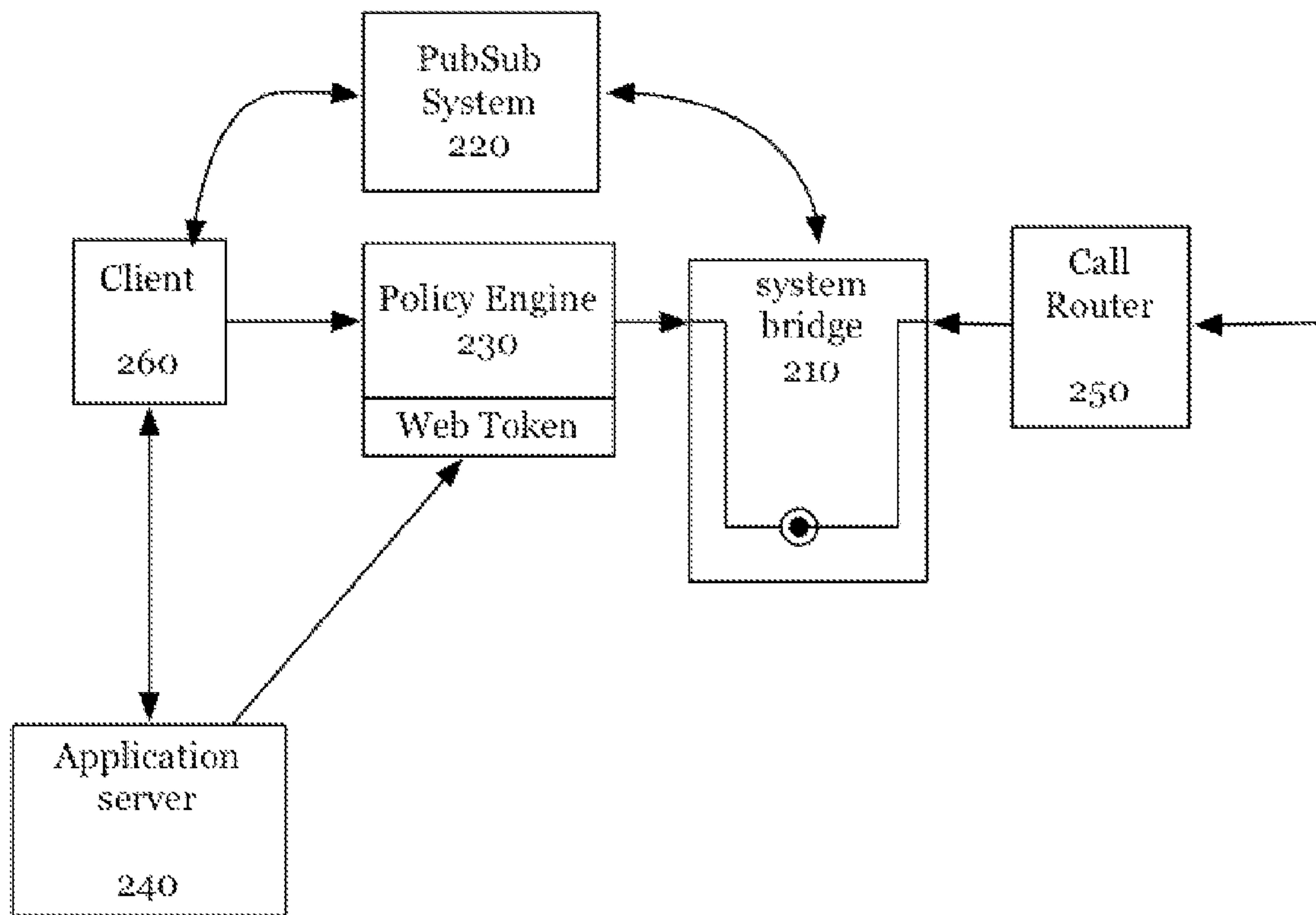


FIGURE 14

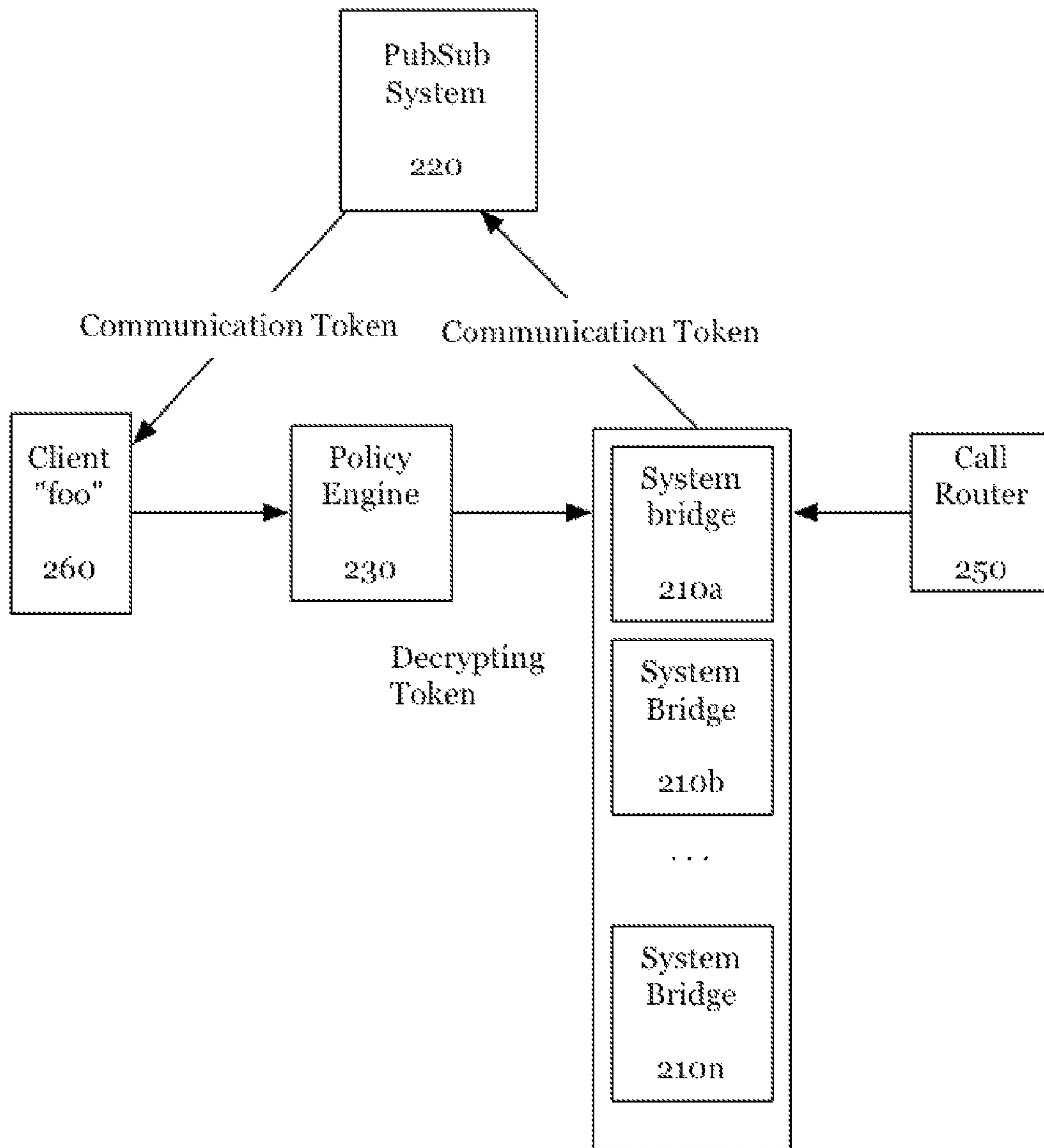


FIGURE 15

**1****SYSTEM AND METHOD FOR CONNECTING  
A COMMUNICATION TO A CLIENT**

## CLAIM OF PRIORITY

The present application claims priority to: U.S. Provisional Patent Application Ser. No. 61/489,189 entitled "System and Method for Connecting a Call to a Client" and filed on 23 May 2011; and U.S. Provisional Patent Application Ser. No. 61/500,549 entitled "System and Method for Connecting a Call to a Client" and filed on 23 Jun. 2011, the entirety of both of which is incorporated by this reference.

## TECHNICAL FIELD

This invention relates generally to the telephony field, and more specifically to a new and useful system and method for connecting a call to a client in the telephony field.

## BACKGROUND

In recent years, telephony applications and Voice over Internet Protocol (VoIP) have found applications in numerous settings. Such technology has enabled clients to establish communication to outside devices such as phones or applications. However, the nature of most network configurations prevents easy incoming messages. Clients behind network address translation (NAT) routers have long been hindered by a lack of end-to-end connectivity that makes incoming communications challenging. Varying network, router, and firewall configurations can complicate this issue. These structural inadequacies seriously limit the scope and applicability of Internet-based telephony. Thus, there is a need in the telephony field to create a new and useful system and method for connecting a call to a client. This invention provides such a new and useful system and method.

## BRIEF DESCRIPTION OF THE FIGURES

FIG. 1 is a flowchart depicting a first method for connecting a communication to a client in accordance with a preferred embodiment;

FIG. 2 is schematic representations of preferred method for connecting a communication to a client in accordance with a preferred embodiment;

FIG. 3 is a flowchart depicting a variation of the first preferred method for connecting a communication to a client;

FIG. 4 is a flowchart depicting another variation of the first preferred method for connecting a communication to a client;

FIG. 5 is a flowchart depicting another variation of the first preferred method for connecting a communication to a client;

FIG. 6 is schematic representations of preferred methods for connecting a communication to a client in accordance with a preferred embodiment;

FIG. 7 is a flowchart depicting another variation of the first preferred method for connecting a communication to a client;

FIG. 8 is a flowchart depicting another variation of the first preferred method for connecting a communication to a client;

FIG. 9 is a flowchart depicting a second method for connecting a communication to a client in accordance with a preferred embodiment;

FIG. 10 is a schematic representation depicting a variation of the second preferred method for connecting a communication a communication to a client;

FIG. 11 is a schematic representation depicting another variation of the second preferred method for connecting a communication a communication to a client;

**2**

FIG. 12 is a is a flowchart depicting a variation of the second preferred method for connecting a communication to a client;

FIG. 13 is a is a flowchart depicting another variation of the second preferred method for connecting a communication to a client;

FIG. 14 is a schematic block diagram of a system for connecting a communication to a client in accordance with a preferred embodiment; and

FIG. 15 is a schematic block diagram of another system for connecting a communication to a client in accordance with a preferred embodiment.

DESCRIPTION OF THE PREFERRED  
EMBODIMENTS

The following description of the preferred embodiments of the invention is not intended to limit the invention to these preferred embodiments, but rather to enable any person skilled in the art to make and use this invention.

## Methods

As shown in FIGS. 1 and 2, a first preferred method for connecting a communication to a client of a preferred embodiment can include: at a system bridge, establishing a client subscription connection with a client device in block S100; receiving an incoming communication request at the system bridge in block S102, publishing an incoming communication notification from the system bridge to the client device in block S104; receiving a client communication at the system bridge in block S106; and merging the incoming communication request into the client communication at the system bridge in block S108. The first method preferably functions to connect incoming communications to a client utilizing a subscription connection that prompts a client to call out. The first method preferably creates a substantially persistent channel of communication such that a client can actively establish a connection when an incoming message arrives, which in turn preferably enables web services, mobile devices, and platforms that want to implement features for incoming communications to circumvent incoming communication issues caused by firewalls and routers. In one alternative implementation of the first preferred method, client communication is preferably initiated by a client as opposed to a client directly responding to a received incoming call.

Preferably, the first preferred method can employ authentication and/or authorization security measures that function to secure the communication channels. An authentication layer preferably prevents malicious parties from posing as a client and/or incoming call. In one embodiment, an application (web or native) may facilitate the use of a token to authenticate a client connecting to an incoming call. The first preferred method is preferably used within internet-telephony platform, but may alternatively be used for any suitable applications such as Internet messaging or real-time applications that may need to establish an incoming communication channel. The method can be configured and/or adapted to function for any suitable type of communication, including telephony-based voice calls, Internet based voice calls, video calls, video streams, video sessions, screen sharing, screen sharing streams, screen sharing sessions, SMS messaging, IP messaging, alternative messaging, or any suitable form of communication. The term call should be understood to include any suitable application, and any suitable form of incoming communication to a client may be received and merged with the client through this method, such as video, screen sharing, chat, or text messaging.



As shown in FIG. 1, the preferred method can include block S100, which recites at the system bridge, establishing a client subscription connection with a client device. Block S100 preferably functions to create a substantially persistent connection between the client and the system bridge. The client subscription connection is preferably a publication/subscription Internet communication channel that can be used to push incoming call notifications to the client. The subscription channel can include one or more websockets, an HTTP server push, an Adobe flash socket, ajax long polling, ajax multipart streaming, a forever iframe, jsonp polling, Comet, XMPP, BOSH, or any suitable communication technology to facilitate a client subscription. The subscription connection is preferably persistently maintained. The client preferably establishes a client subscription connection by initially registering a subscription channel and then subscribing to that channel. The channel is preferably subscribed to using a method substantially similar to method for connecting a client to an application described below where the use of a token is used. Alternatively, any suitable technique to subscribe may be used. Once registered, the system bridge will preferably publish a notification to that subscription. The subscription connection is preferably established between a client and a system bridge through a pubsub system, but any suitable subscription connection may be used. A client identifier is preferably created which may be used for the subscription channel but additionally as a handle or mapping for addressing incoming calls. The client identifier is preferably specified by the client, but may alternatively be an automatically assigned client identifier. The client identifier preferably includes a client ID, which may be signed with a shared secret. The client identifier may include various scopes that may take form as subdirectories or hierarchical layers of contexts. For example, one name space of "foo" may have a subdirectory of "foo/mobile" and a second subdirectory of "foo/web". In this example, "foo/mobile" may be registered for a mobile device client and "foo/web" may be registered for a desktop browser session. Incoming calls can preferably address these devices individually by using "foo/mobile" or "foo/web". Additionally, an incoming call may be simultaneously directed at both clients by using "foo/\*". Additional attributes can be assigned to the name-spaced endpoint or to different scopes of the name-spaced endpoint. Additionally the client identifiers may be used to broadcast to multiple clients. Clients can preferably subscribe to client identifiers. For example a plurality of clients may subscribe to "foo" and each receive a request sent to "foo".

Block S102, which recites receiving an incoming communication request at the system bridge, functions to accept a communication from an outside entity directed to a client. The incoming call may have any suitable source. A cloud-based communication router preferably initially receives/initiates the incoming communication. The cloud-based communication router is preferably a call router of a telephony platform such as one substantially similar to the one described in published U.S. Patent Application No. 2009/0252159, titled "SYSTEM AND METHOD FOR PROCESSING TELEPHONY SESSIONS", which is hereby incorporated in its entirety by this reference, but the cloud-based communication router may alternatively be any suitable communication router. Alternatively, the system bridge may be integrated into the cloud-based router or call router architecture or alternatively into any suitable communication framework. The incoming call preferably specifies an identifier, and more preferably, the incoming call specifies a name-spaced client identifier. The identifier preferably corresponds to a client or more preferably a subscription channel. In one

variation, the client may vary depending on what user devices are active, and thus the identifier is preferably not specific to a particular client device (e.g., addressing to "foo/\*"). The identifier is preferably unique to a user, account, session, or any suitable entity. Preferably using the identifier, a subscription is identified and an incoming communication notification is generated for publishing in block S104. While the client is notified and calls out, the system bridge preferably puts the incoming communication into a holding-state. The holding state is preferably a temporary state where the incoming communication is received by the system bridge but the client (e.g., the callee) has not initiated an outgoing communication to connect to the caller. When the system bridge is ready to merge the incoming communication to a client, the incoming communication is pulled from the holding-state.

Block S104, which recites publishing an incoming communication notification from the system bridge to the client device, functions to push a message to the client through the subscription channel. The client subscription channel preferably facilitates simple notification because the connection is substantially persistent and the outside entity is not required to independently establish the connection. There may additionally be a plurality of clients subscribed to the subscription channel, and the incoming communication notification may be published a plurality of clients. The incoming communication notification is preferably sufficient to initiate a client communication sent to the system bridge by the client. Alternatively, the communication notification may include additional parameters such as keys to authenticate the message is from the system bridge, call URI's to direct a call out, caller metadata, and/or any suitable parameter. The system bridge may additionally pass opaque data (from the perspective of the client) to the client. This data is preferably passed along when the client connects back in. In one variation, block S104 may include pushing a communication token from the system bridge to the client S110 as shown in FIG. 3. The passed communication token may be used to later identify which incoming communication to connect with the client communication. The communication token preferably includes a communication ID and a host (identifier for the instance) that allows the incoming communication to be uniquely identified across multiple bridge nodes. Block S110 preferably includes encrypting the communication token with a key unique to the system bridge in block S112 and as shown in FIG. 4. The variation preferably includes receiving the encrypted communication token at the system bridge from the client and decrypting the encrypted communication token at the system bridge in Block S114 as shown in FIG. 5. The passing of a communication token functions to remove the need for an external state, unnecessary because the state is preferably contained in the system bridge token. As described below, the communication token is preferably passed back to the system bridge from the client, and the communication token is then decrypted with the bridge system secret and the call (or connection) bridged as shown in FIG. 15. When there is a plurality of system bridges used in a scale infrastructure, the token preferably indicates which system bridge to pass the client communication message. If the subscription channel is encrypted and authorized, then the token may additionally function to provide security for incoming connections.

Block S106, which recites receiving a client communication at the system bridge, functions to have the client call out to the system bridge to be merged with the incoming communication. The client, upon receiving the communication notification from block S104, preferably initiates forming connections to the system bridge. The client may be any suitable device with a network connection to the system



5

bridge. The client device may be running a native application or alternatively a web application. The call out message is preferably communicated through HTTP or HTTPS but any suitable transport layer may alternatively be used. Any additional parameters from the client are preferably included in a message to the system bridge as appropriate, such as an application identifier or application data. The application identifier is preferably a name-spaced endpoint. A name spaced endpoint is preferably a context that embodies various aspects for the endpoint (e.g., a client). Name-spaced endpoints preferably include a plurality of parameters including associated phone numbers, application URI's, status callback URI's (e.g., backup URI's if communication with a client application fails), or any suitable parameter. A name-spaced endpoint may be globally or locally unique for a given user. For example, a name-spaced endpoint may be unique for all communication occurring over a platform or protocol. The name-spaced endpoint may alternatively, be unique for an instance of an application. Allowed users, pricing models, account-application settings, and/or any suitable aspects can be stored as part of the name-spaced endpoint. For example, only particular users may be allowed to call in or use a particular scope of a name-spaced endpoint while a second scope may be publicly accessible.

Additionally or alternatively, security measures are taken to authenticate the message from the client to the system bridge as shown in FIG. 6. Block S108 preferably includes authenticating the client communication at a policy engine S116 as shown in FIG. 7. The policy engine preferably authenticates a client communication from the client prior to merging the incoming communication. The policy engine preferably authenticated the client by using a token associated with the client and analyzing a signed client communication from the client. If the client communication satisfies the authentication, a preferred embodiment preferably includes merging the incoming communication request into the client communication at the system bridge in response to client authentication at the policy engine S118 as shown in FIG. 8. If the client communication fails to satisfy the authentication, an error may be logged and any suitable error response may be taken. Preferably, the token is sent from the client. In one variation, the client has an embedded token from when an application was instantiated. In another variation, a communication can be made to an authentication application to retrieve a token. Alternatively, a client identifier is sent to a policy engine that has an authentication application authenticate the credentials of the client identifier. Similarly a SIP backend authentication may alternatively be used. The authentication may occur for registration and/or outbound communications. The token preferably includes an application ID and any additional parameters. The contents of a token are preferably signed with a secret key. A policy engine preferably completes authentication of the token before allowing a connection to the system bridge. A policy engine preferably mediates the call out requests and authenticates any tokens, and may additionally verify permissions associated with application identifiers. Any suitable alternative forms of authentication may alternatively or additionally be integrated into the method.

Block S108, which recites merging the incoming communication request into the client communication at the system bridge, functions to connect the incoming communication request to the client. Once the client sends a client communication to the system bridge, the system bridge preferably identifies the corresponding incoming communication and establishes the communication channel between the client and the outside entity of the incoming communication. The

6

incoming communication is preferably moved out of the holding-state and added to an active channel of communication with the intended client. Upon establishing the connection, the client and the outside entity can preferably continue to use the established connection for communication. For example, a VoIP call made to the system bridge may be connected to a client device, and then a VoIP session can preferably continue to use the channel established by the preferred method. The connection may be any suitable form of connection including a number of channels that may include audio, video, messaging, screen sharing, or any suitable channel for communication.

As shown in FIG. 9, a second preferred method for connecting a client to an application of a preferred embodiment includes receiving a connection request at a policy engine from a client, the connection request including an authentication token retrieved by the client in block S200; receiving an authentication token at the policy engine S202, authenticating the client at the policy engine by verifying the authentication token in block S204; and permitting the client to connect to an application in response to verification of the authentication token in block S206. The method functions to enable a possibly untrusted client to securely access application services and resources. A client preferably describes a web browser, application session, or any suitable outside entity. The method is preferably implemented for use with a telephony platform but may alternatively be used for any suitable communication platform. The method may be used to implement browser based telephony application such as click to call features, voice sessions, video calls, video streams, screen sharing, sending of SMS messages, alternative messaging, or any suitable application. In an exemplary application, the client is enabled to initiate and interact with a telephony application by obtaining a token to authenticate access to the application. Additionally, the method of connecting a client to an application may be applied in cooperation with the method above for a client receiving incoming communications.

Block S200, which recites receiving a connection request at a policy engine from a client, functions to receive communication from a client wishing to use an application. As described below, an authentication token is preferably directly or indirectly communicated to the policy engine. The policy engine then can preferably allow or deny access to an application by a client based on the verification of the authentication token. The connection request may be accompanied by the token as shown in FIG. 10 or the connection request may come prior to obtaining a token as shown in FIG. 11.

Block S202, which recites receiving an authentication token at the policy engine, functions to obtain an authentication token on behalf of a client. The authentication token is preferably a data package that includes application ID and/or additionally parameters. The authentication token is preferably signed. The authentication token is more preferably signed with a secret key shared by the policy engine and an accessing entity (e.g., a web application for use of the telephony application). The application ID and/or the authentication token may be sent to client, which may then use the authentication token to connect to a web application. In another variation, the client may provide an identifier that enables a policy engine to validate with an authentication application. In the first variation, as shown in FIG. 10, a web application preferably sends an authentication token to the client. The client then communicates the authentication token directly when sending a connection request. The authentication token may be embedded in the webpage or application when instantiated. Alternatively, a client may dynamically



request the authentication token such as by using AJAX upon a user-triggered event. In a second variation, as shown in FIG. 11, the client may send an identifier when sending a connection request for indirectly obtaining a token for a client. In this variation, block S202 preferably includes sending a client identifier contained in the connection request from the client to an authentication application S208 and receiving the authentication token at the policy engine from the authentication application S210 as shown in FIG. 12. A policy engine preferably connects with an authentication application. The authentication application can preferably use the identifier to authenticate or deny access by the client. The authentication application then sends a response to the policy engine preferably includes an authentication token. The authentication token received at the policy engine from the authentication application preferably enables the client to be indirectly authorized to form a connection. The authentication application is preferably a server run by the web application entity, but may alternatively be a third party authentication application. The identifier may include an account name, code, or any suitable parameters that the authentication application requires to complete authentication.

Block S204, which recites authenticating the client at the policy engine by verifying the authentication token, functions to determine if a client should be allowed or denied access to an application. In the first variation where a token is received from the client, a shared secret between the application and the policy engine may be used to authenticate the token. In the second variation, the authentication application may send the authentication token, which may be authorized in a similar manner, or the authentication application may communicate to the policy engine if the client is allowed or denied.

Block S206, which includes permitting the client to connect to an application in response to verification of the authentication token, functions to allow the client to connect to the application or to deny the client access to the application. The connection request from the client is preferably forwarded on to the application if the verification of the authentication token allows access. If the connection request is denied, a communication may be sent back to the client or any suitable response may be made. The connection in one application is preferably establishing a voice session, video session, click to call feature, starting an outbound call, a video stream, a screen sharing session, SMS/MMS messaging, IP messaging session, and/or any suitable communication application as in block S212 shown in FIG. 13. In one exemplary application, a call router of a telephony platform preferably facilitates execution of the application.

#### Systems

As shown in FIG. 14, a system for connecting a call to a client of a preferred embodiment preferably includes a system bridge 210, a pub/sub system 220, and optionally a policy engine 230. The system preferably functions to facilitate connecting an outside entity to a client 260. The system preferably implements the above method. The system bridge 210 preferably includes an incoming channel to receive incoming calls or video such as from a PSTN device, another client device, or any suitable source. In one embodiment, the system bridge 210 includes a communication link to a call router 250 of a telephony platform. In another embodiment, the system bridge 210 is integrated into a call router 250. In another implementation, a SIP endpoint is used in place of a call router. As shown in FIG. 15, the system bridge 210 may be a cloud environment or system bridge cluster composed of a plurality of system bridges (210a, 210b, 210n). The system bridge 210 preferably additionally includes internet channels to be accessed by a client 260. The system bridge 210 pref-

erably connects to the pub/sub system 220, and the pub/sub system 220 preferably maintains persistent connections to clients. The pub/sub system 220 may use any suitable technology such as websockets, HTTP server push, adobe flash sockets, AJAX long polling, AJAX multipart streaming, forever iframes, jsonp polling, Comet, XMPP, BOSH, or any suitable communication technology to facilitate subscription and publication channels. Any suitable system may be used in place of the pub/sub system such as a queuing system. The client 260 preferably includes native or web application code that cooperates with the system to establish a subscription through the pub/sub system 220 to the system bridge 210 and to send a client communication that is received by the system bridge 210. The client preferably uses HTTP or HTTPS or any suitable communication protocol. Additionally, a policy engine 230 may be an intermediary system for the communication channel between clients and the system bridge 210. The policy engine 230 preferably authenticates signed messages using web tokens, but may alternatively be configured for any suitable form of authentication. An authentication application server 240 preferably facilitates the distribution and/or processing of authentication tokens.

The system preferably implements the above methods in a computer-readable medium storing computer-readable instructions. The instructions are preferably executed by computer-executable components preferably integrated with the system bridge 210, the pub/sub system 220, and the optional policy engine 230. The computer-readable medium may be stored on any suitable computer readable media such as RAMs, ROMs, flash memory, EEPROMs, optical devices (CD or DVD), hard drives, floppy drives, or any suitable device. The computer-executable component is preferably a processor but the instructions may alternatively or additionally be executed by any suitable dedicated hardware device.

As a person skilled in the art will recognize from the previous detailed description and from the figures and claims, modifications and changes can be made to the preferred embodiments of the invention without departing from the scope of this invention defined in the following claims.

We claim:

1. A method comprising:

at a system bridge, establishing a client subscription connection with a client device;  
receiving an incoming communication request at the system bridge;  
publishing an incoming communication notification from the system bridge to the client device;  
receiving a client communication at the system bridge; and  
merging the incoming communication request into the client communication at the system bridge,  
wherein publishing the incoming communication notification comprises pushing a communication token from the system bridge to the client device,  
wherein the communication token comprises a communication identifier and a host identifier,  
wherein the host identifier identifies the system bridge within a distributed computing cluster comprising at least two system bridges, and  
wherein the method further comprises: encrypting the communication token with a key unique to the system bridge.

2. The method of claim 1, wherein establishing a client subscription connection further comprises registering a client identifier at the system bridge.

3. The method of claim 2, wherein the client identifier comprises a name space and one or more subdirectories.



**9**

4. The method of claim 2, further comprising encrypting the client identifier.

5. The method of claim 1, wherein receiving an incoming communication request comprises receiving an incoming communication request from a cloud-based communication router.

6. The method of claim 5, wherein receiving an incoming communication request comprises receiving an incoming communication request from a cloud-based communication router that is integrated into the system bridge.

7. The method of claim 5, wherein the incoming communication request comprises the client identifier.

8. The method of claim 7, wherein the incoming communication request comprises the name space and at least one subdirectory.

9. The method of claim 1, further comprising receiving the encrypted communication token at the system bridge from the client and decrypting the encrypted communication token at the system bridge.

**10**

10. The method of claim 1, wherein the client communication comprises a transport layer message to the system bridge.

11. The method of claim 10, wherein the client communication comprises an application identifier comprising a name-spaced endpoint.

12. The method of claim 11, wherein the name-spaced endpoint is selected from the group consisting of: an associated phone number, an application URI, a status callback URI, an allowed user designation, a pricing model designation, and an account application setting.

13. The method of claim 1, further comprising authenticating the client communication at a policy engine.

14. The method of claim 13, further comprising merging the incoming communication request into the client communication at the system bridge in response to client authentication at the policy engine.

\* \* \* \* \*