

US009363666B2

(12) **United States Patent**  
**Sato**

(10) **Patent No.:** **US 9,363,666 B2**  
(45) **Date of Patent:** **Jun. 7, 2016**

(54) **WIRELESS COMMUNICATION APPARATUS, INFORMATION PROCESSING APPARATUS, COMMUNICATION SYSTEM, AND METHOD OF CONTROLLING WIRELESS COMMUNICATION APPARATUS**

(75) Inventor: **Masanori Sato**, Tokyo (JP)  
(73) Assignee: **Sony Corporation**, Tokyo (JP)  
(\* ) Notice: Subject to any disclaimer, the term of this patent is extended or adjusted under 35 U.S.C. 154(b) by 77 days.

(21) Appl. No.: **14/232,431**  
(22) PCT Filed: **Jun. 15, 2012**  
(86) PCT No.: **PCT/JP2012/065383**

§ 371 (c)(1),  
(2), (4) Date: **Jan. 13, 2014**  
(87) PCT Pub. No.: **WO2013/015038**

PCT Pub. Date: **Jan. 31, 2013**  
(65) **Prior Publication Data**  
US 2014/0194119 A1 Jul. 10, 2014

(30) **Foreign Application Priority Data**  
Jul. 22, 2011 (JP) ..... 2011-160938

(51) **Int. Cl.**  
**H04W 4/00** (2009.01)  
**H04W 8/24** (2009.01)  
(Continued)

(52) **U.S. Cl.**  
CPC ..... **H04W 8/24** (2013.01); **H04L 63/104** (2013.01); **H04W 8/183** (2013.01); **H04W 12/06** (2013.01); **H04W 48/18** (2013.01); **H04W 60/00** (2013.01)

(58) **Field of Classification Search**  
CPC .... H04L 63/104; H04W 12/06; H04W 48/18; H04W 60/00; H04W 8/183; H04W 8/24  
USPC ..... 455/433, 435.2, 411, 435.1, 550.1, 419; 370/331

See application file for complete search history.

(56) **References Cited**

U.S. PATENT DOCUMENTS

6,611,684 B1 \* 8/2003 Franks ..... 455/433  
2003/0204734 A1 \* 10/2003 Wheeler ..... 713/184

(Continued)

FOREIGN PATENT DOCUMENTS

JP 2005-130009 5/2005  
JP 2006-019896 1/2006

(Continued)

OTHER PUBLICATIONS

No Author Listed, 3<sup>rd</sup> Generation Partnership Project; Technical Specification Group Services and System Aspects; Feasibility study of the security aspects of remote provisioning and change of subscription for Machine to Machine (M2M) equipment, (Release 9), 3GPP TR 33.812, V9.2.0, Jun. 22, 2010, pp. 1-87.

(Continued)

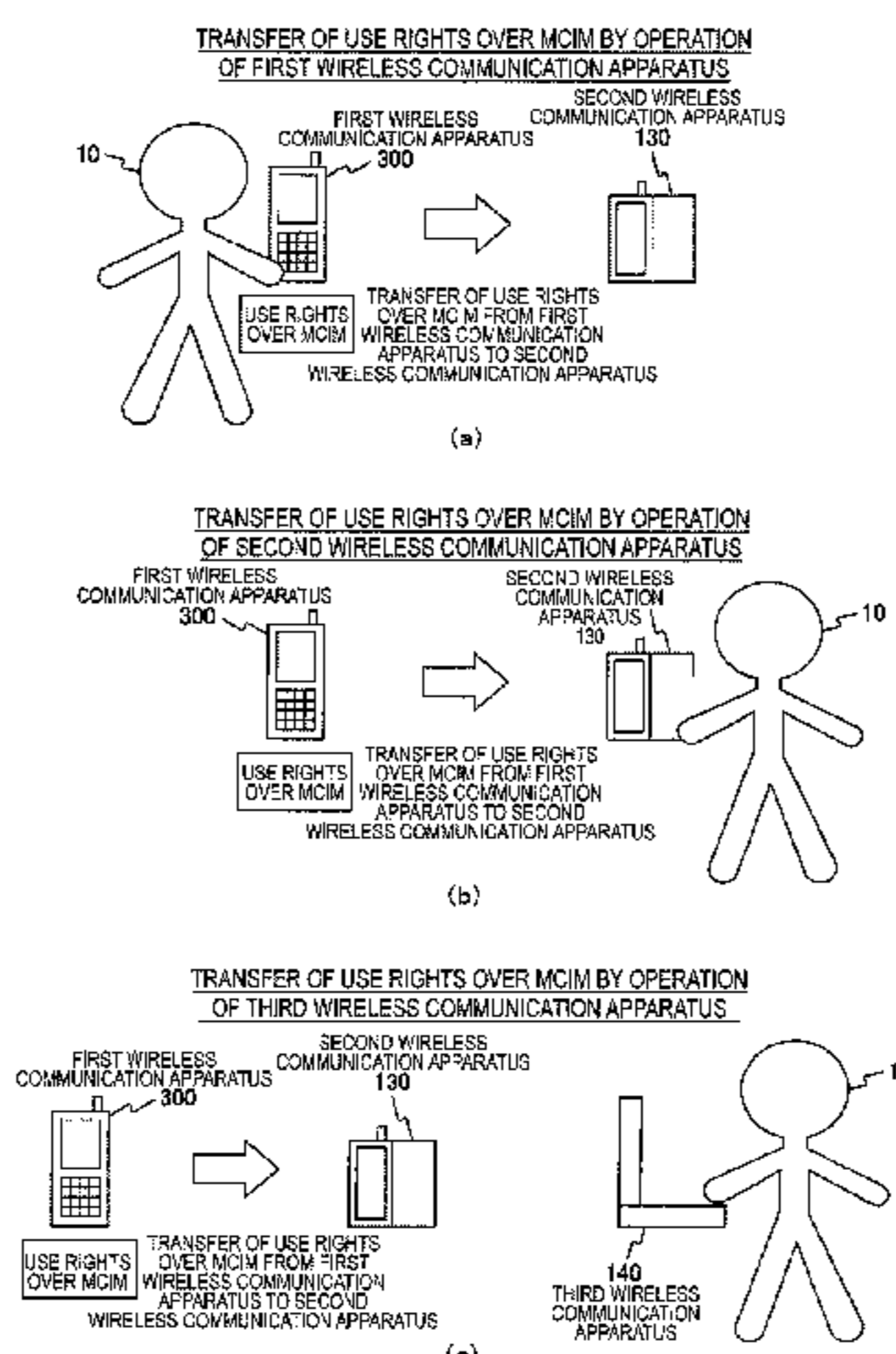
*Primary Examiner* — Mong-Thuy Tran

(74) *Attorney, Agent, or Firm* — Chip Law Group

(57) **ABSTRACT**

Provided is a wireless communication apparatus including an accepting unit that accepts a transfer operation to transfer a connection right from a first wireless communication apparatus to which the connection right to connect to a predetermined network using wireless communication is set to a second wireless communication apparatus to which the connection right is not set, and a control unit that, when the transfer operation is accepted, transmits a transfer request that requests the connection right to be transferred from the first wireless communication apparatus to the second wireless communication apparatus with information included in the transfer request, the information being used for synchronizing data in the second wireless communication apparatus with predetermined data in the first wireless communication apparatus.

**14 Claims, 41 Drawing Sheets**



(51) **Int. Cl.** 2014/0162622 A1\* 6/2014 Oda ..... H04W 4/08  
*H04W 8/18* (2009.01) 455/419  
*H04W 48/18* (2009.01)  
*H04L 29/06* (2006.01)  
*H04W 12/06* (2009.01)  
*H04W 60/00* (2009.01)

FOREIGN PATENT DOCUMENTS

JP 2006-074103 A 3/2006  
 JP 2006-148422 A 6/2006  
 JP 2007-235257 9/2007  
 JP 2009-157583 7/2009  
 JP 2010-532107 9/2010

(56) **References Cited**

U.S. PATENT DOCUMENTS

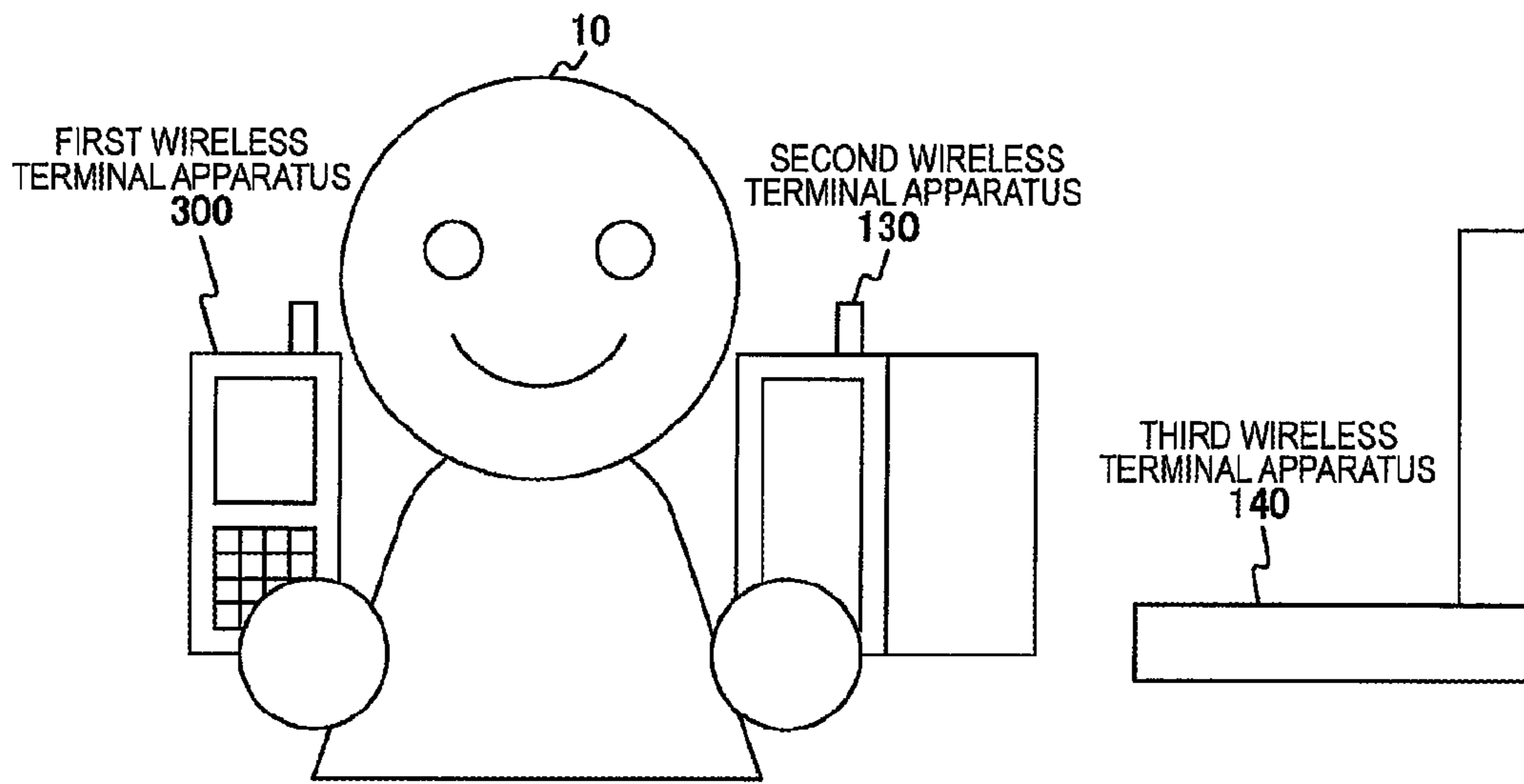
2004/0141500 A1\* 7/2004 Pavlak et al. .... 370/389  
 2007/0112944 A1\* 5/2007 Zapata ..... G06F 8/65  
 709/221  
 2007/0191057 A1\* 8/2007 Kamada ..... H04M 1/274516  
 455/558  
 2008/0261561 A1\* 10/2008 Gehrmann ..... H04W 8/205  
 455/411  
 2008/0320153 A1\* 12/2008 Douville ..... H04L 45/02  
 709/229  
 2010/0312897 A1\* 12/2010 Allen ..... H04L 12/1822  
 709/227  
 2012/0084361 A1\* 4/2012 De Foy ..... H04W 36/0022  
 709/204  
 2014/0099951 A1\* 4/2014 Tsiatis ..... H04W 4/005  
 455/435.1

OTHER PUBLICATIONS

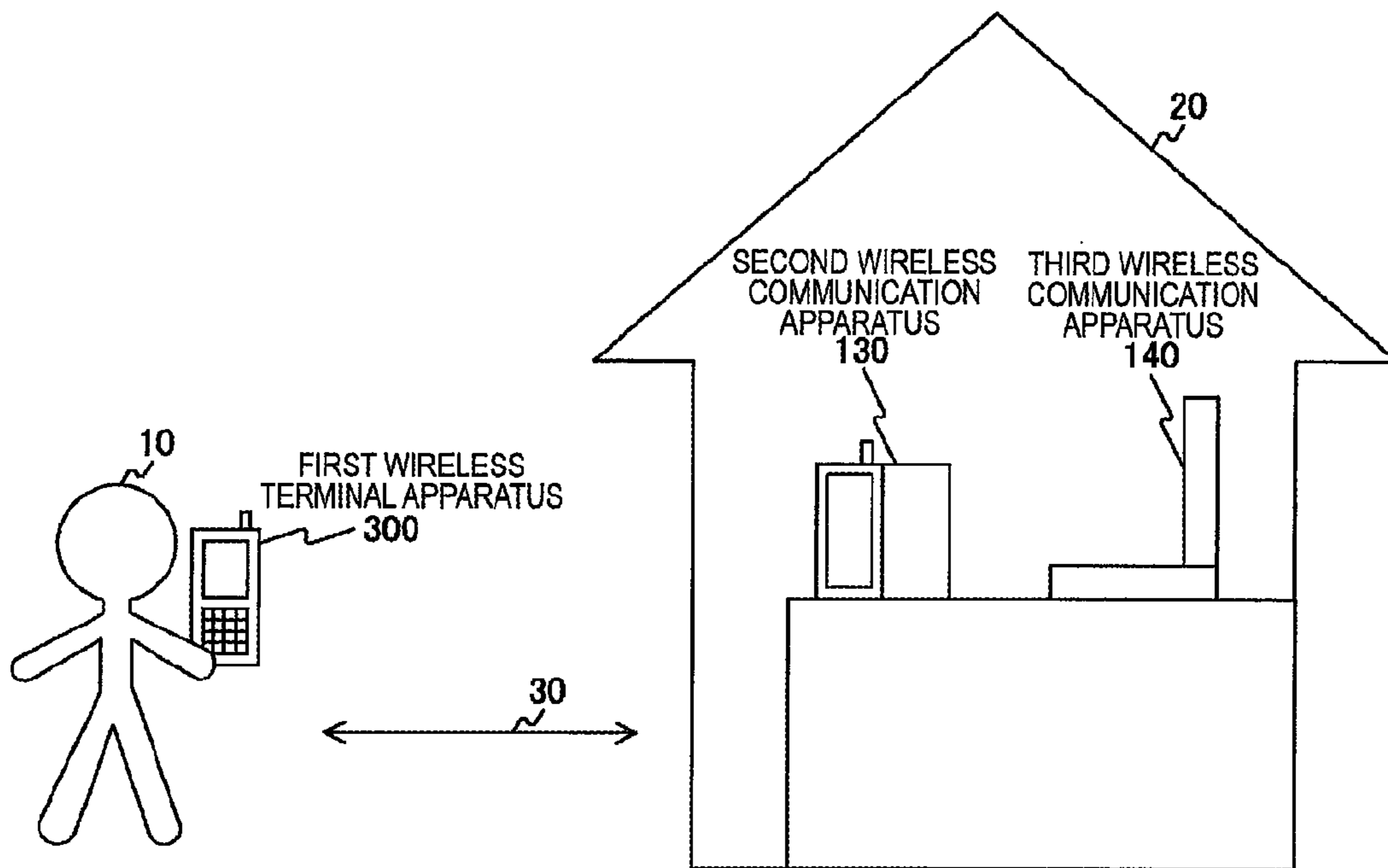
Vasanta et al., Distributed Management of OMA DRM Domains, Information Security Applications, Berlin, Aug. 28, 2006 , pp. 237-251.  
 3GPP TR 33.812 V9.2.0 (Jun. 2010) Technical Report. 3rd Generation Partnership Project; Technical Specification Group Services and System Aspects; Feasibility study on the security aspects of remote provisioning and change of subscription for Machine to Machine (M2M) equipment. Jun. 2010.  
 Japanese Office Action issued on Sep. 8, 2015 in patent application No. 2011160938.

\* cited by examiner

FIG. 1



(a)



(b)

FIG. 2

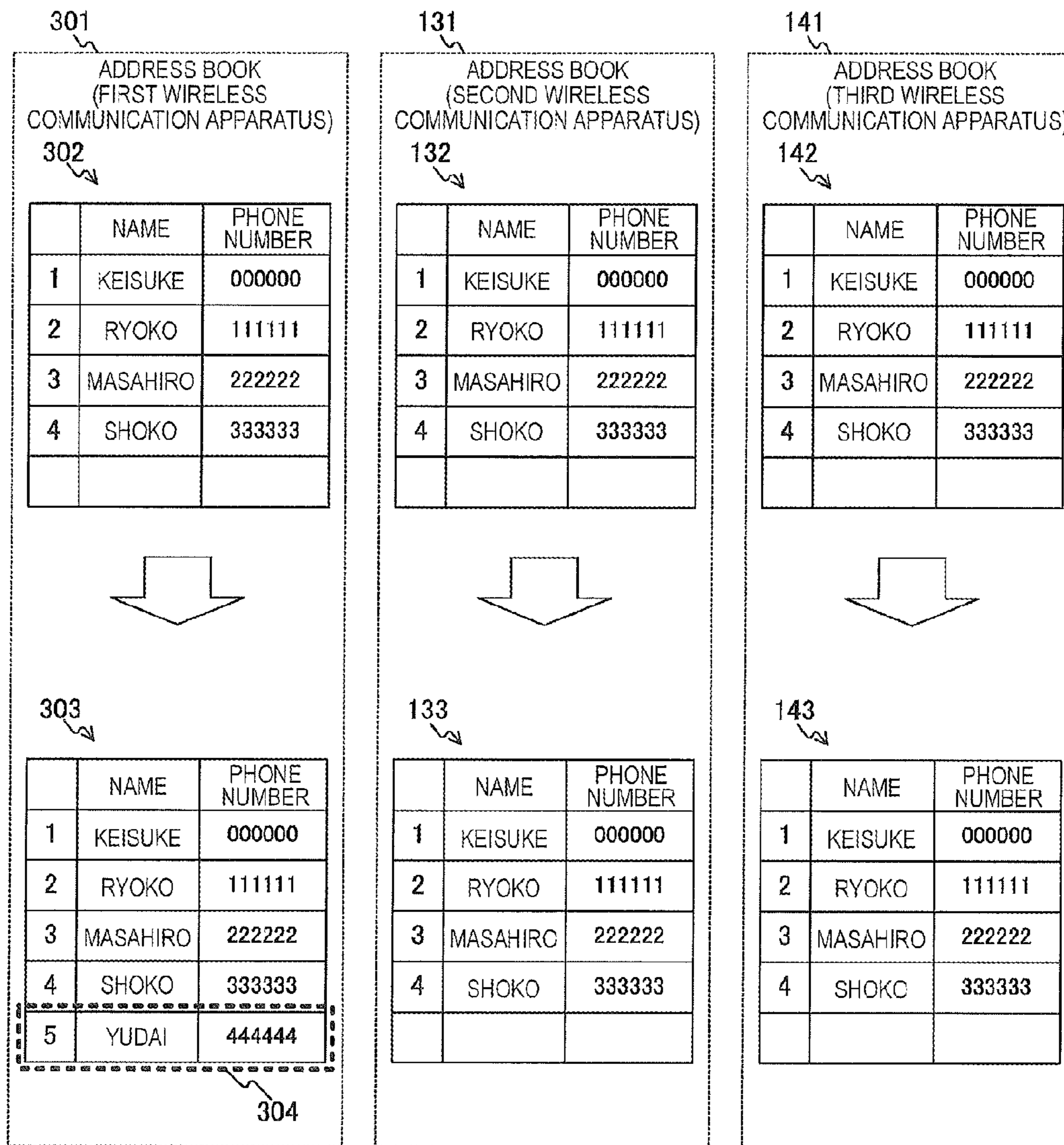




FIG. 3

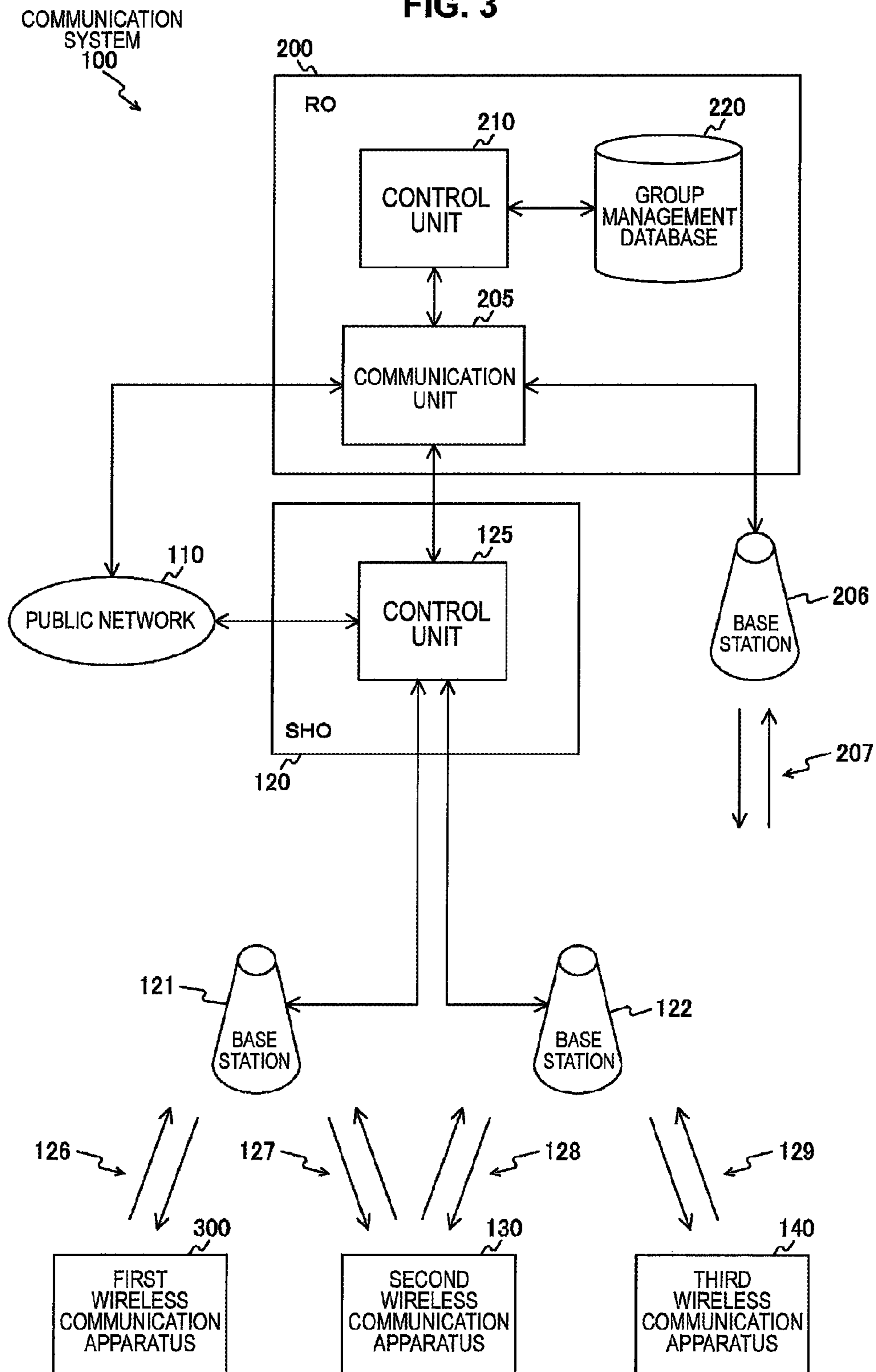




FIG. 5

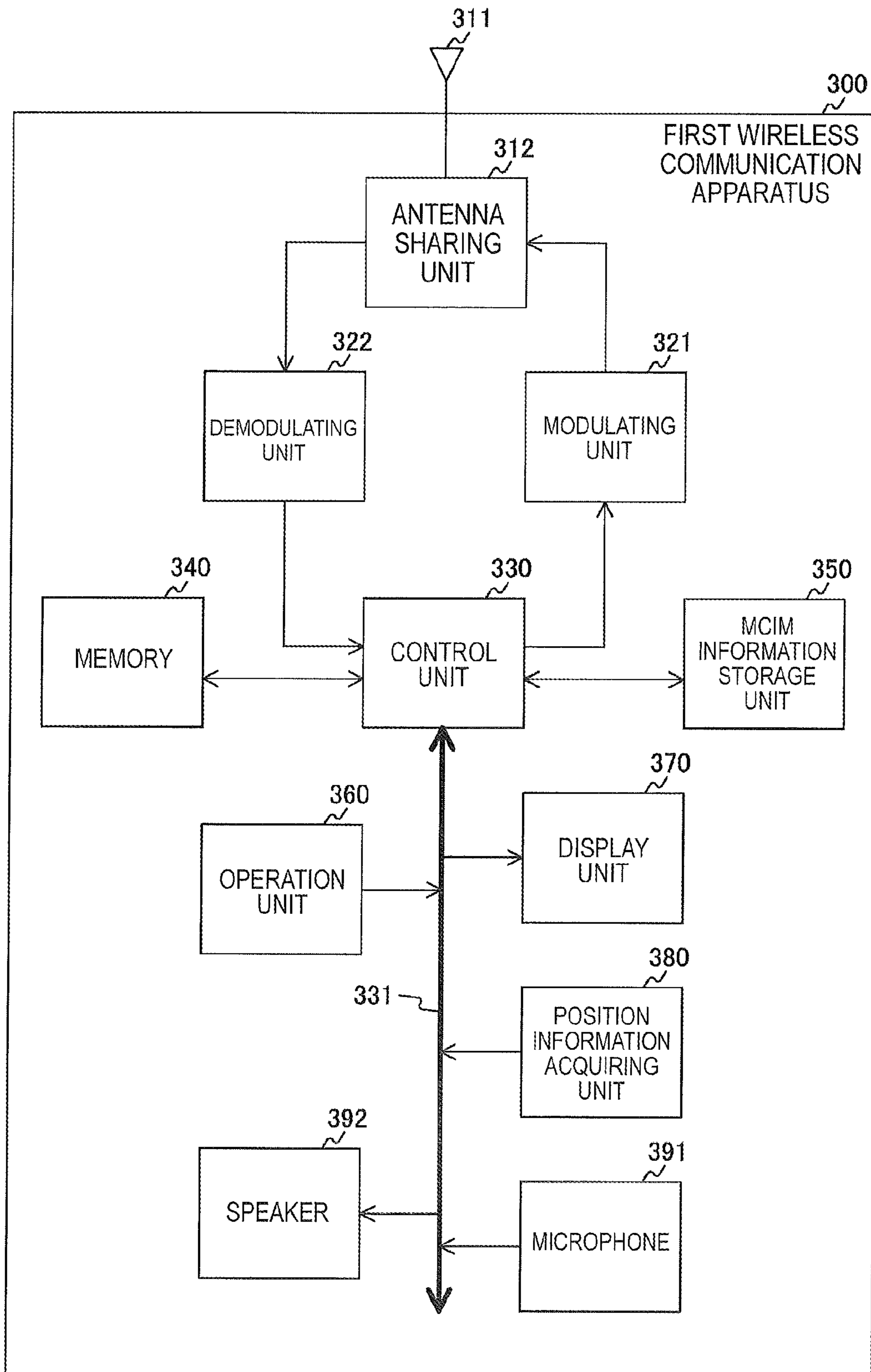
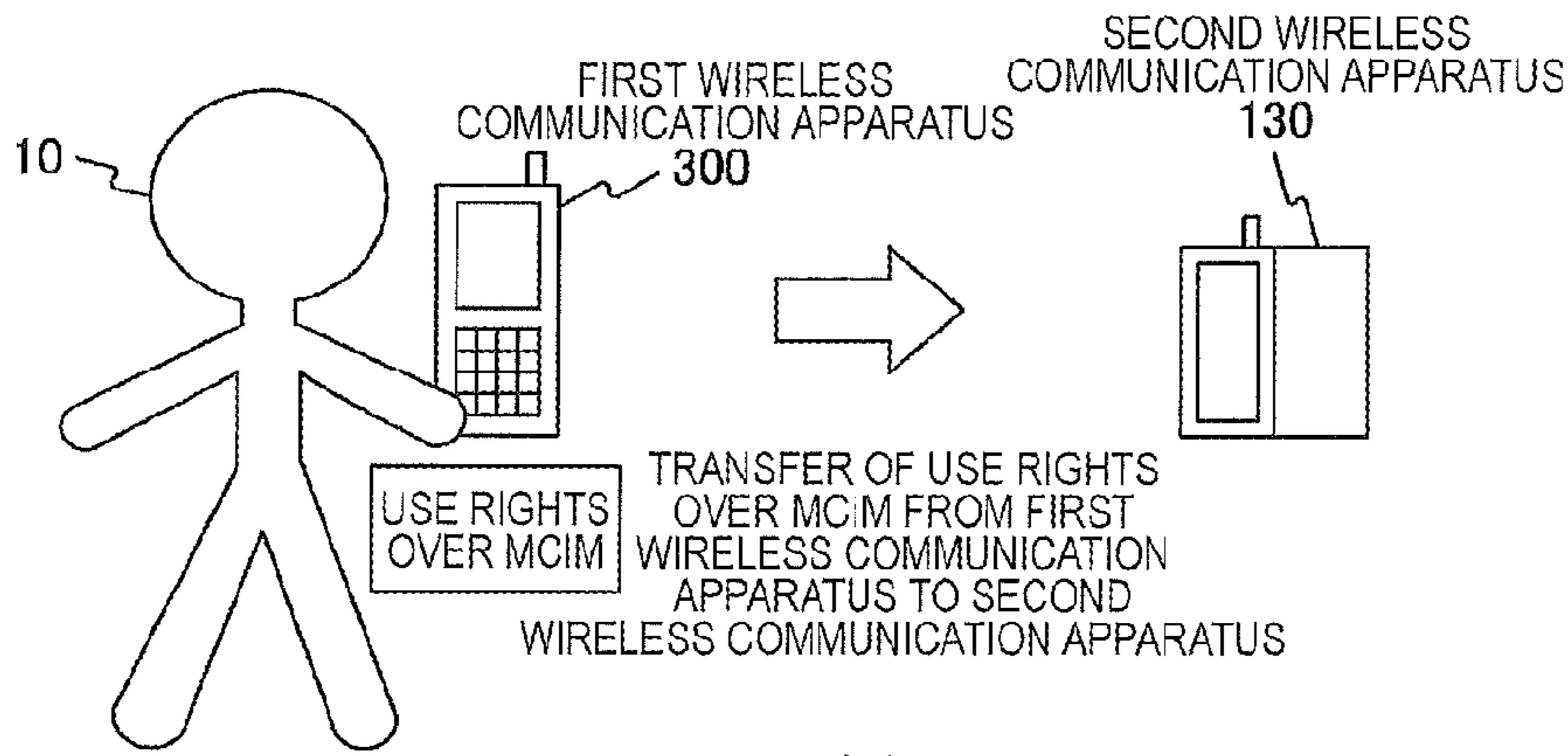


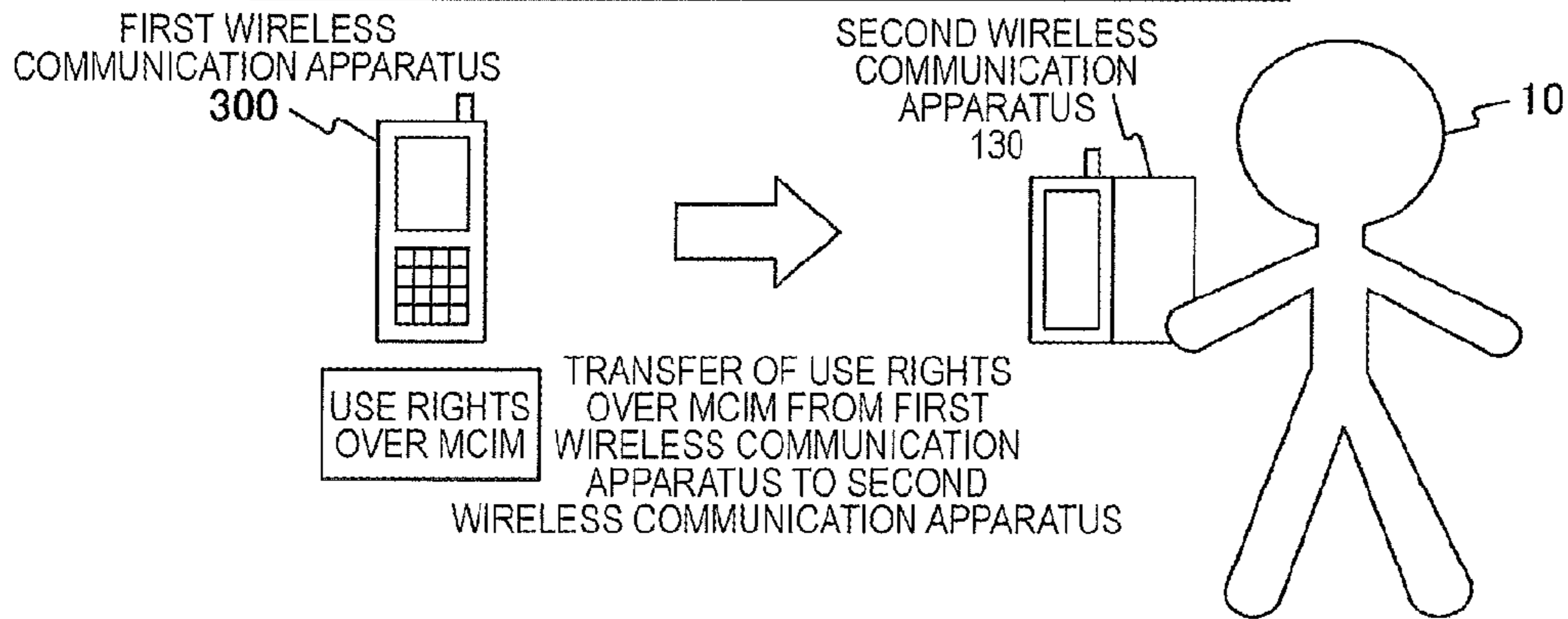
FIG. 6

TRANSFER OF USE RIGHTS OVER MCIM BY OPERATION OF FIRST WIRELESS COMMUNICATION APPARATUS



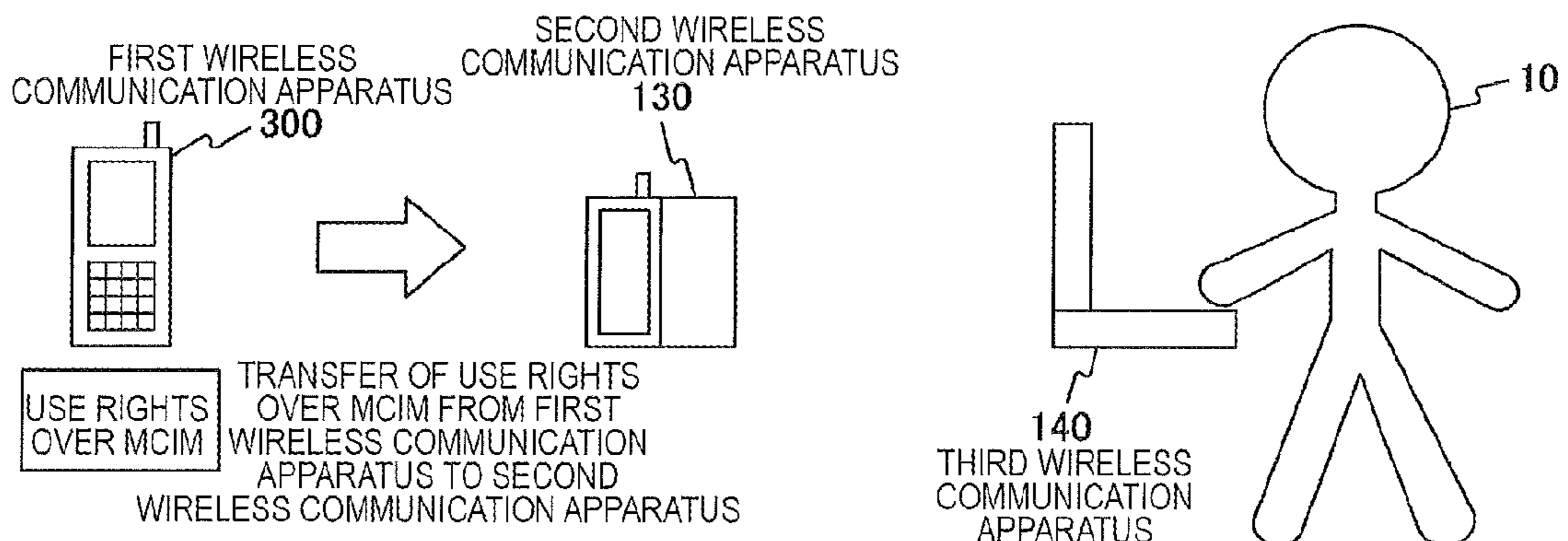
(a)

TRANSFER OF USE RIGHTS OVER MCIM BY OPERATION OF SECOND WIRELESS COMMUNICATION APPARATUS



(b)

TRANSFER OF USE RIGHTS OVER MCIM BY OPERATION OF THIRD WIRELESS COMMUNICATION APPARATUS



(c)



FIG. 7

500

LIST OF WIRELESS COMMUNICATION APPARATUSES BELONGING TO GROUP AB  
TO TRANSFER USE RIGHTS OVER MCIM, SELECT WIRELESS COMMUNICATION APPARATUS  
OF TRANSFER DESTINATION AND PRESS CONFIRM BUTTON.  
TO PERFORM DATA SYNCHRONIZATION PROCESS BETWEEN TRANSFER SOURCE AND  
TRANSFER DESTINATION OF USE RIGHTS OVER MCIM, CHECK  
"PRESENCE/ABSENCE OF DATA SYNCHRONIZATION".

501 ↓ TRANSFER DESTINATION	502 ↓ PRESENCE/ ABSENCE OF DATA SYNCHRONIZATION	503 ↓ DEVICE NAME	504 ↓ TERMINAL IDENTIFICATION INFORMATION	505 ↓ MCIM VALID/ INVALID
508				
<input type="checkbox"/>	<input type="checkbox"/>	MY MOBILE PHONE	PCID#1	VALID
<input checked="" type="checkbox"/>	<input checked="" type="checkbox"/>	MY BOOK	PCID#2	INVALID
-----				
<input type="checkbox"/>	<input type="checkbox"/>	MY COMPUTER	PCID#3	INVALID
-----				
			506 CONFIRM	507 BACK

FIG. 8

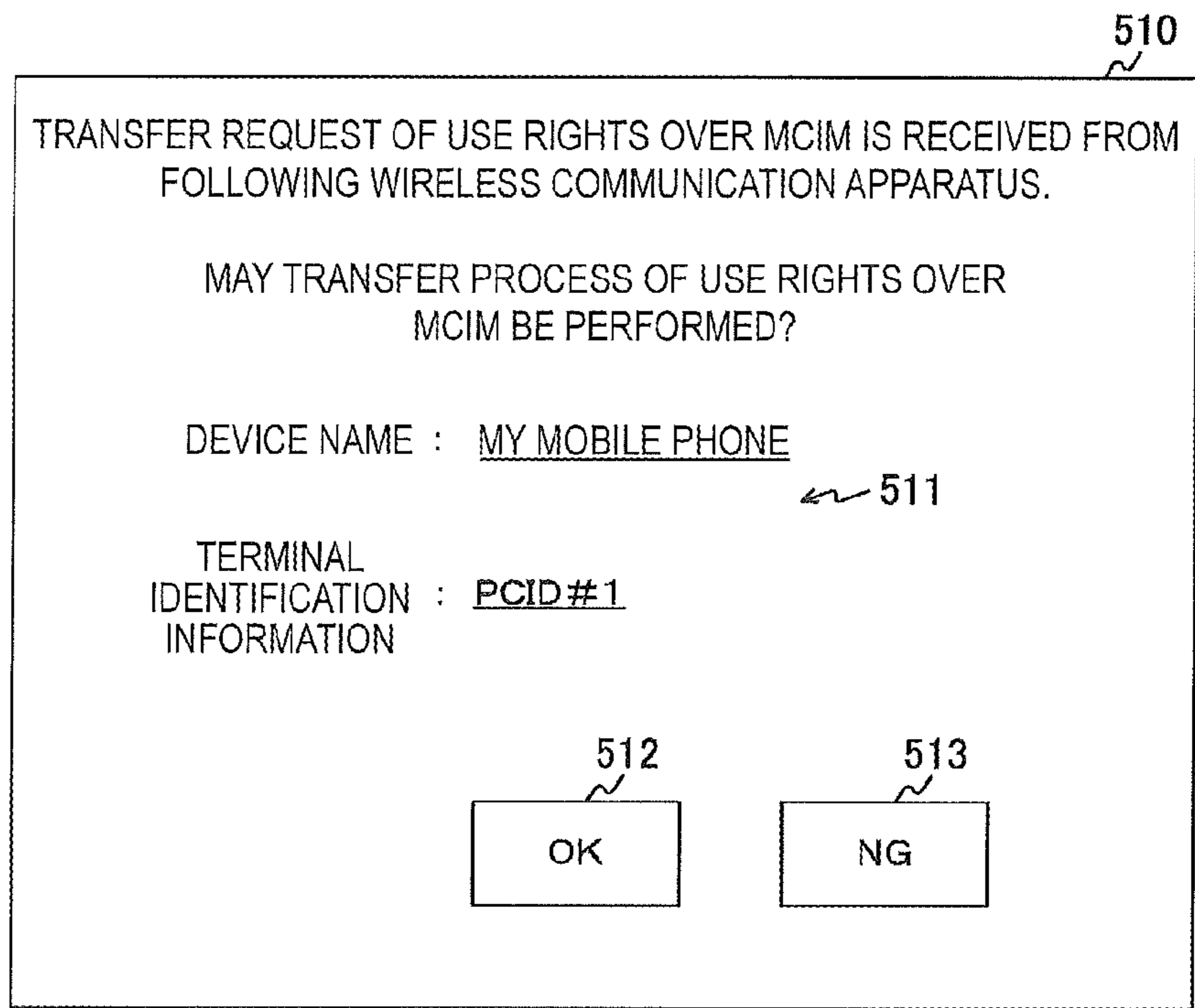


FIG. 9

520

USE RIGHTS OVER MCIM HAVE BEEN TRANSFERRED TO FOLLOWING WIRELESS COMMUNICATION APPARATUS. CONNECTION BASED ON MCIM CAN NO LONGER BE ESTABLISHED.

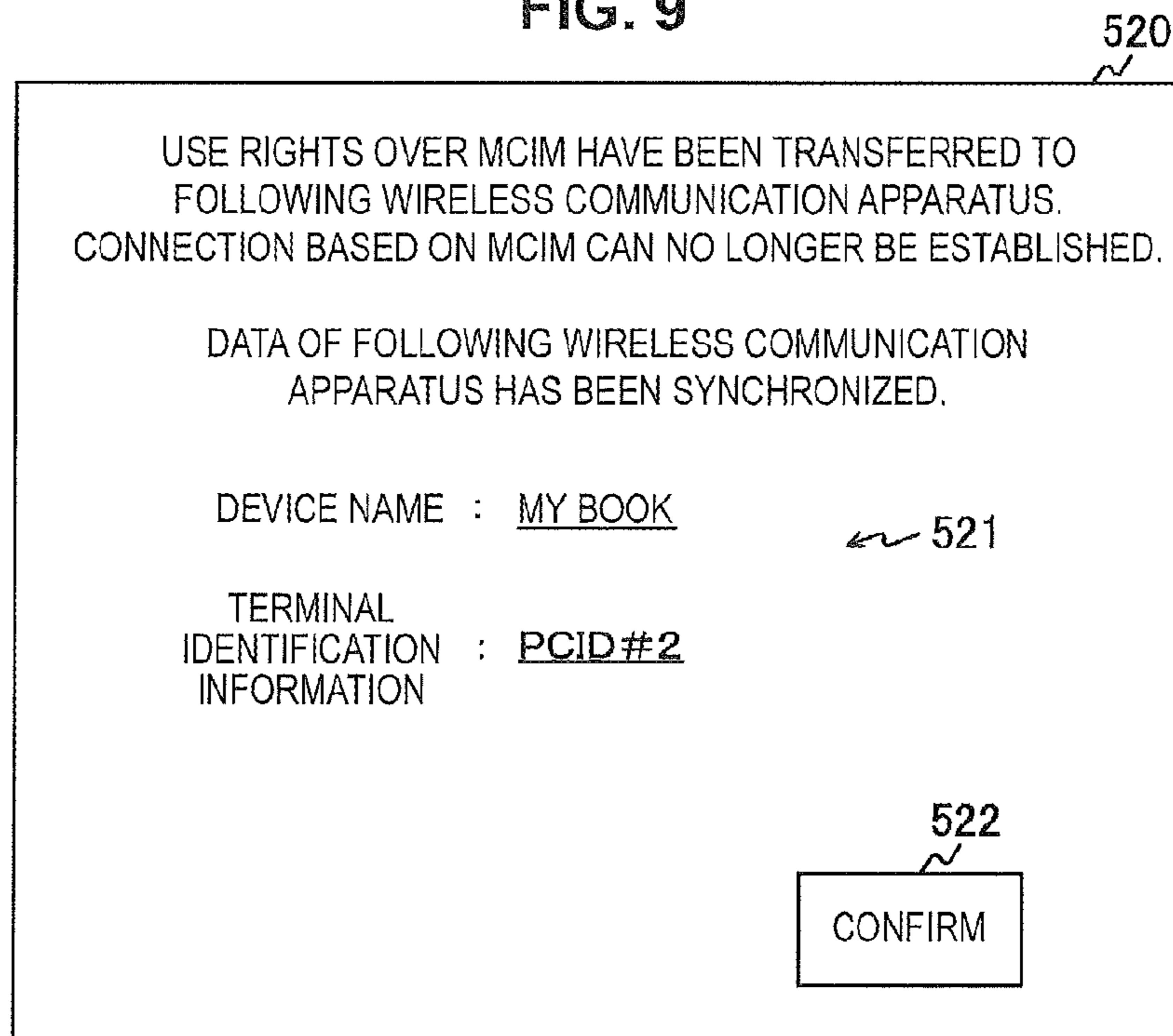
DATA OF FOLLOWING WIRELESS COMMUNICATION APPARATUS HAS BEEN SYNCHRONIZED.

DEVICE NAME : MY BOOK ← 521

TERMINAL IDENTIFICATION INFORMATION : PCID#2

522

CONFIRM



(a)

530

USE RIGHTS OVER MCIM HAVE BEEN TRANSFERRED FROM FOLLOWING WIRELESS COMMUNICATION APPARATUS. CONNECTION BASED ON MCIM CAN NOW BE ESTABLISHED.

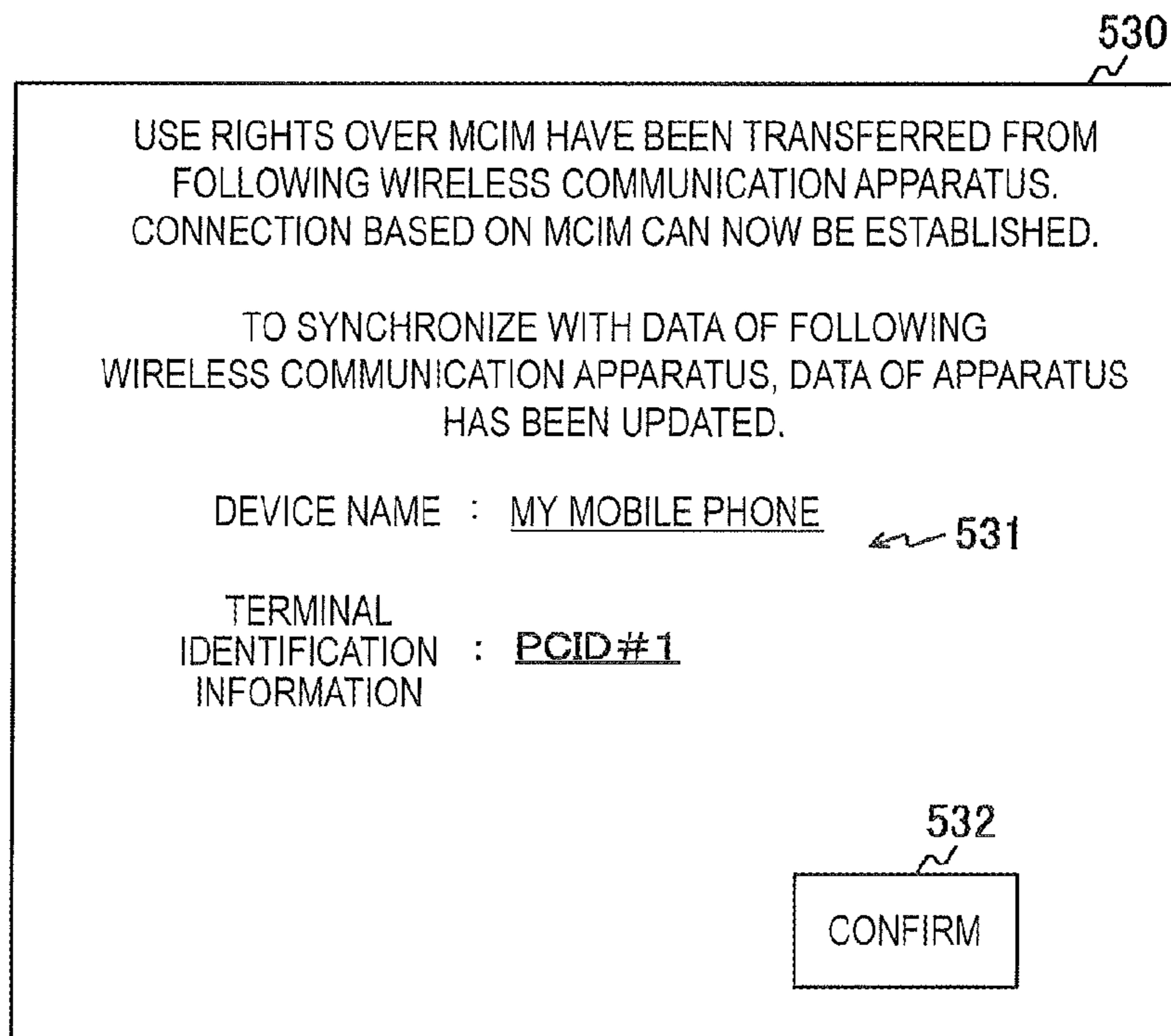
TO SYNCHRONIZE WITH DATA OF FOLLOWING WIRELESS COMMUNICATION APPARATUS, DATA OF APPARATUS HAS BEEN UPDATED.

DEVICE NAME : MY MOBILE PHONE ← 531

TERMINAL IDENTIFICATION INFORMATION : PCID#1

532

CONFIRM



(b)

FIG. 10

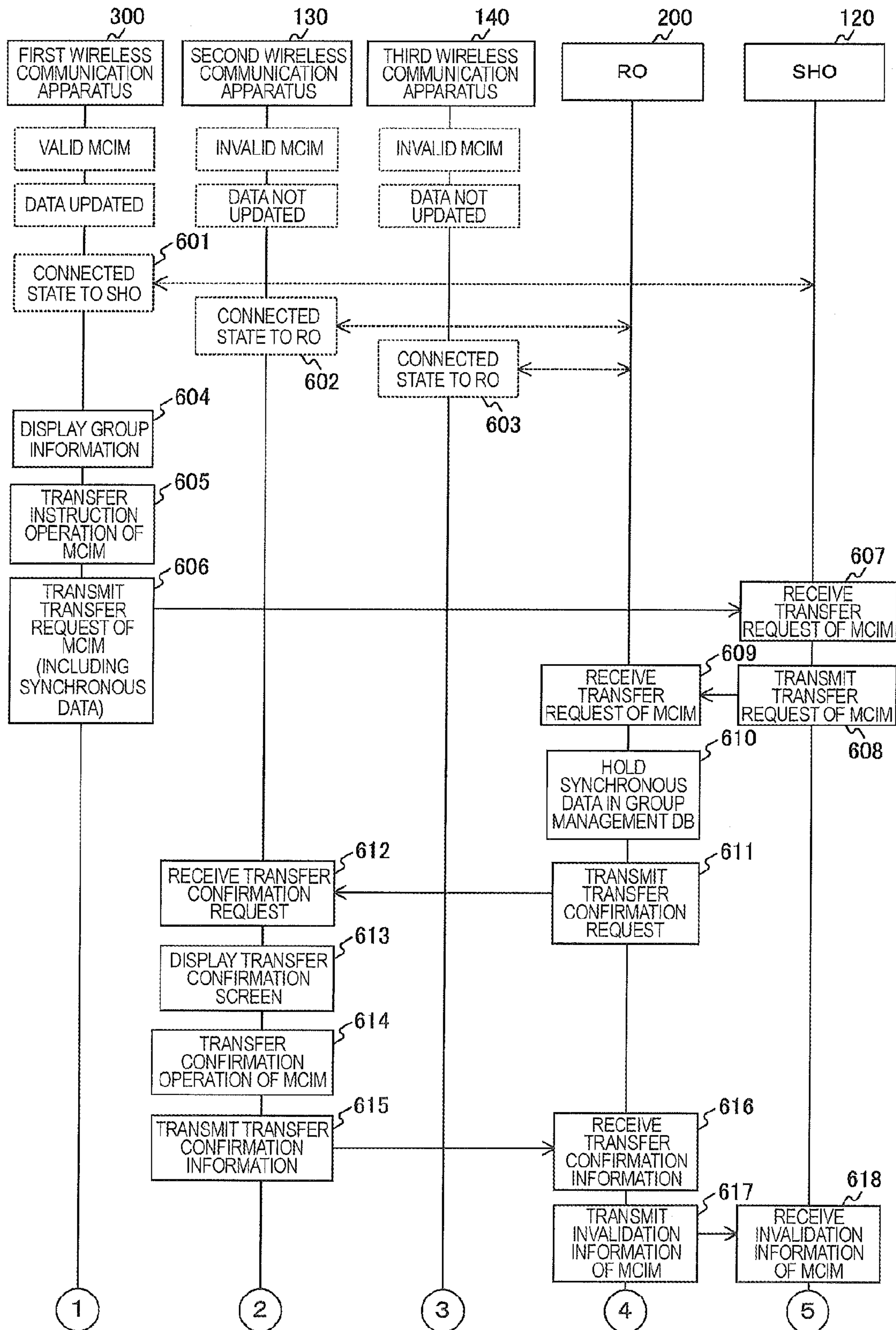




FIG. 11

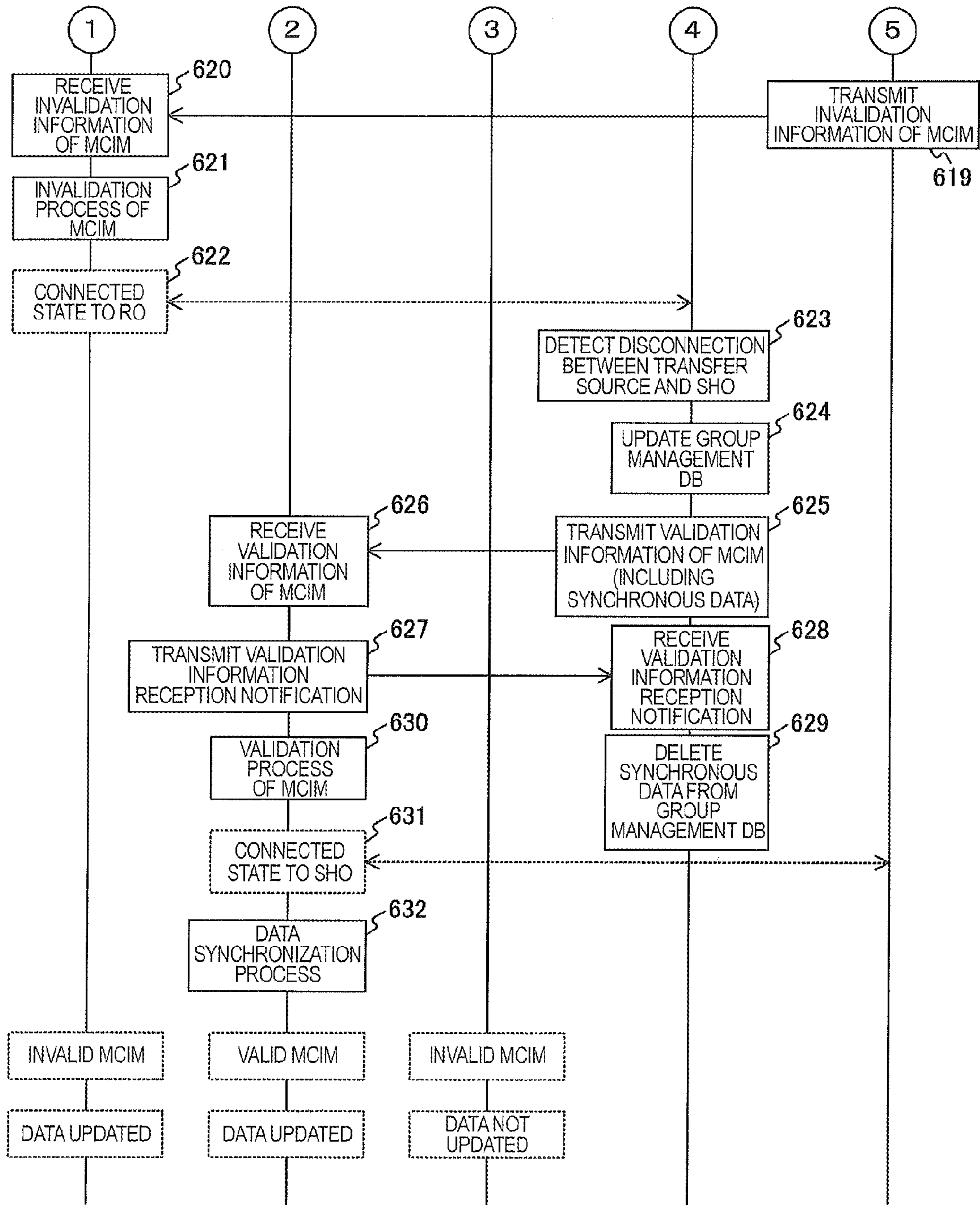


FIG. 12

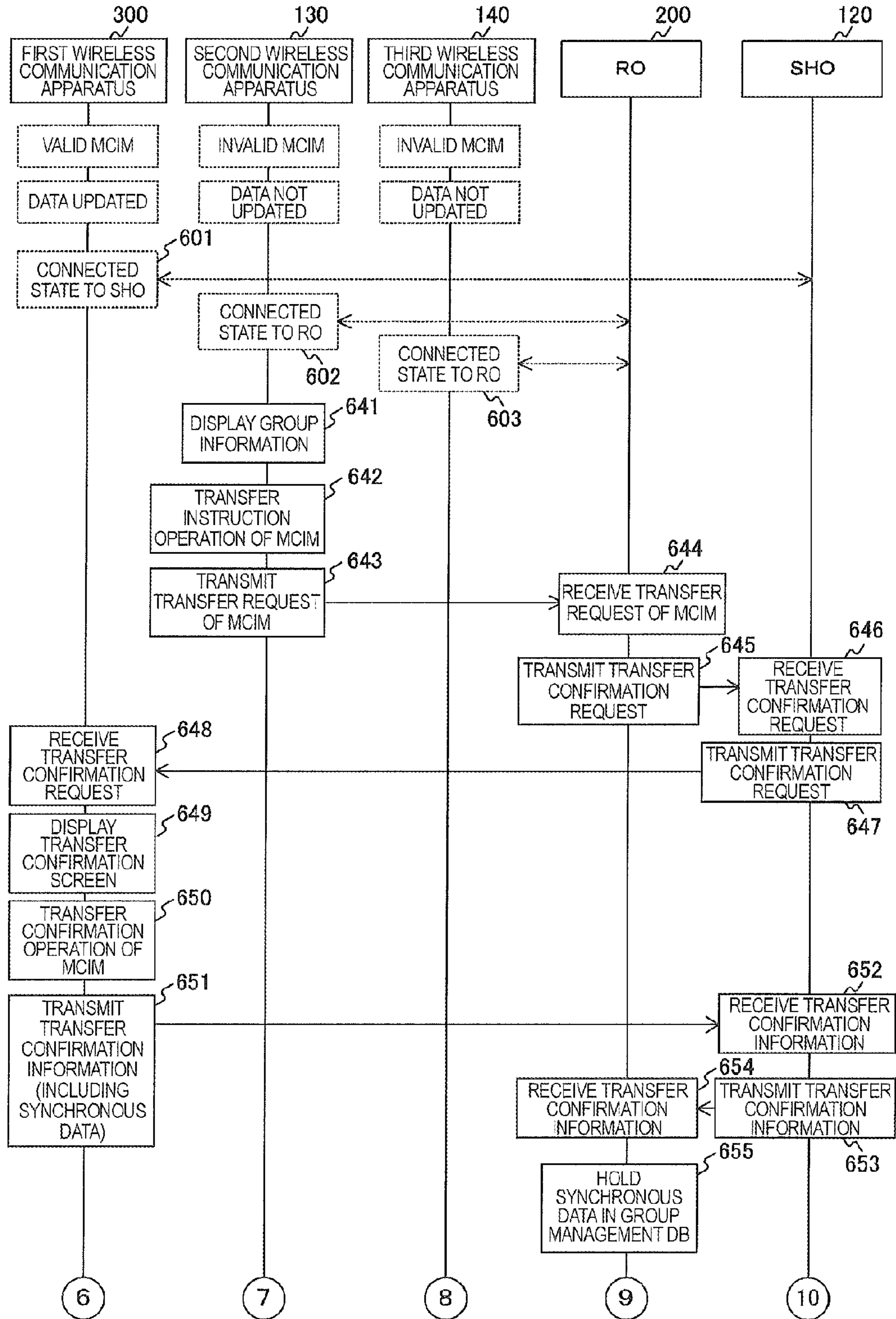


FIG. 13

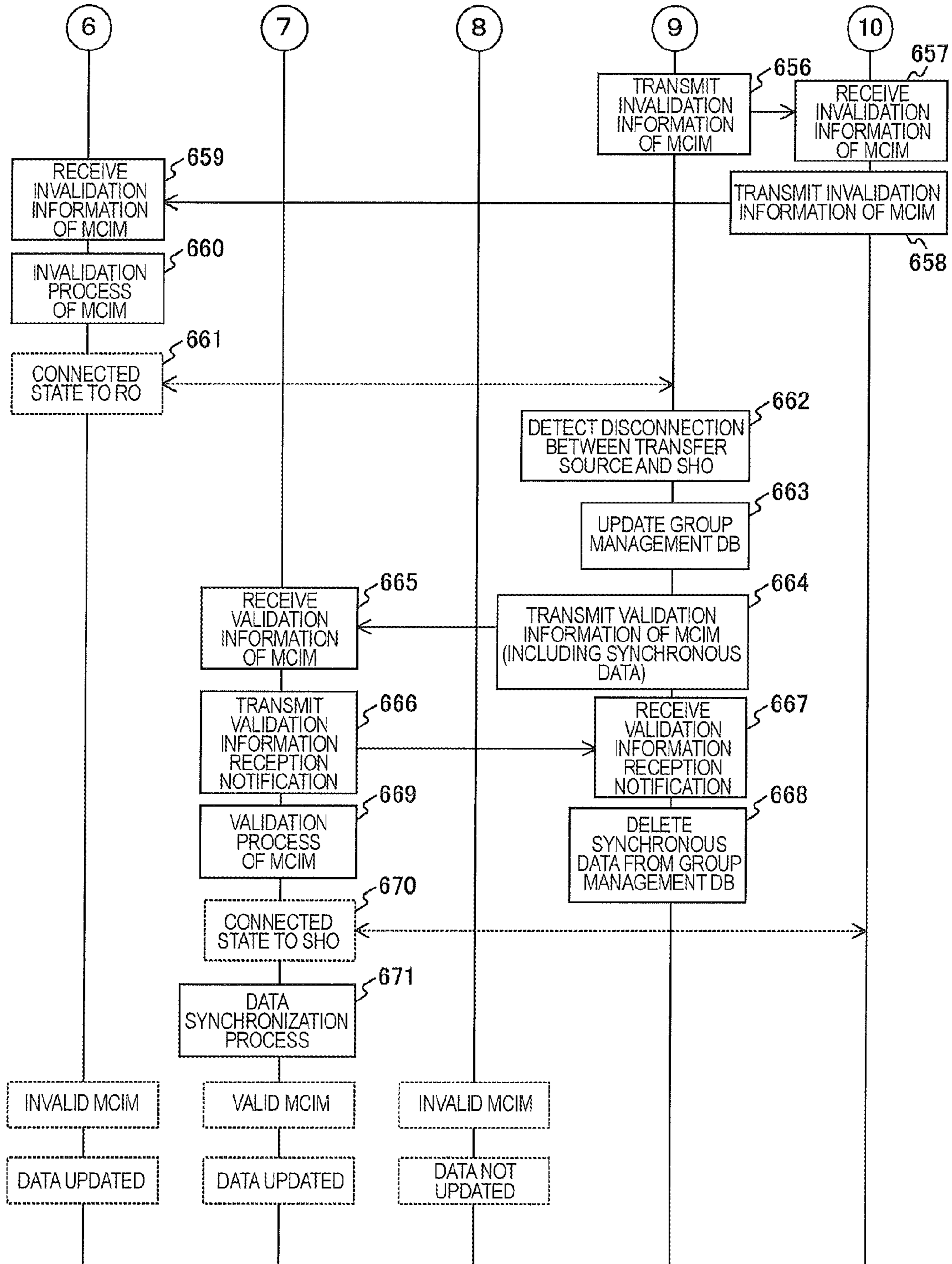




FIG. 14

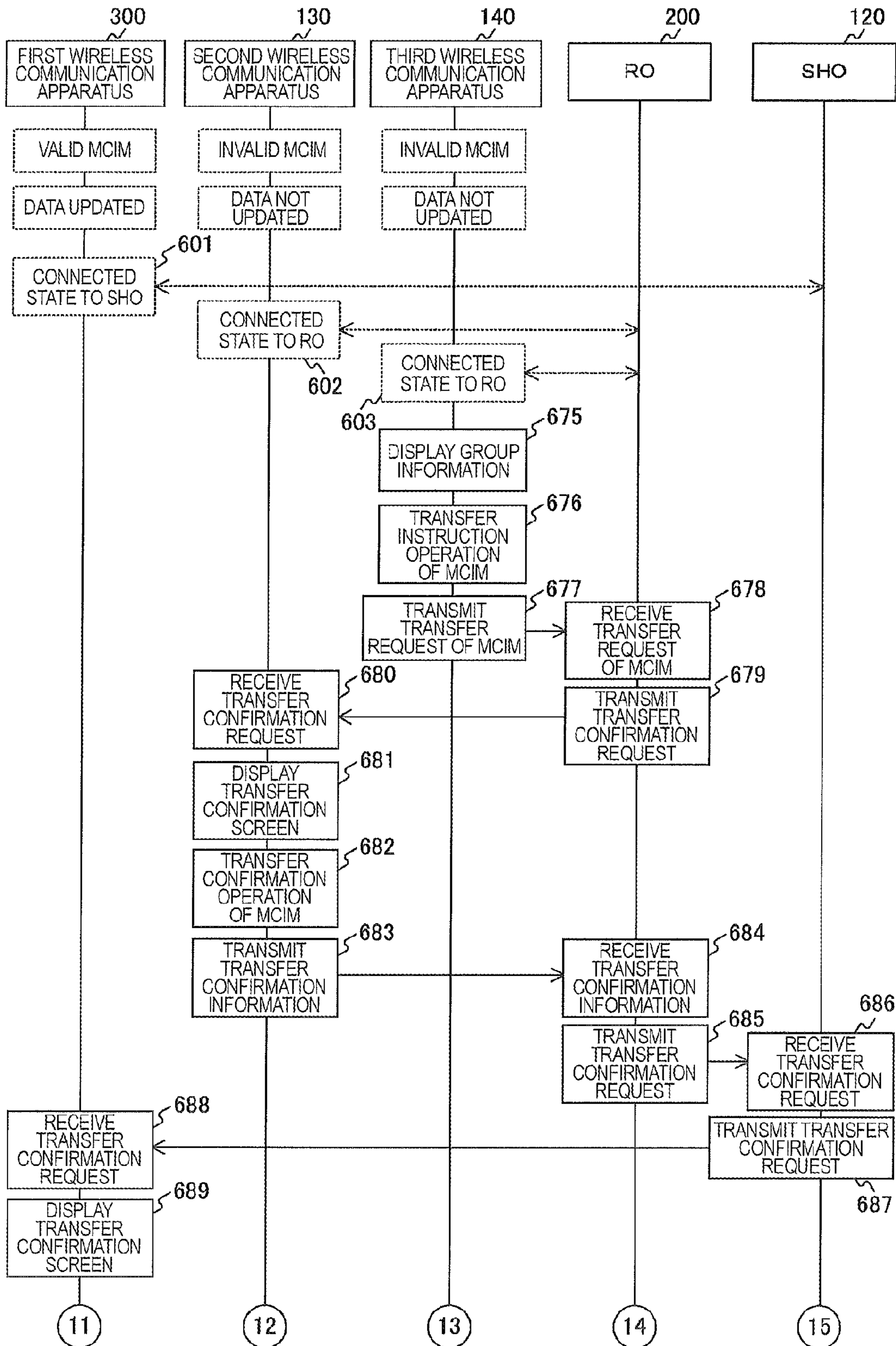




FIG. 15

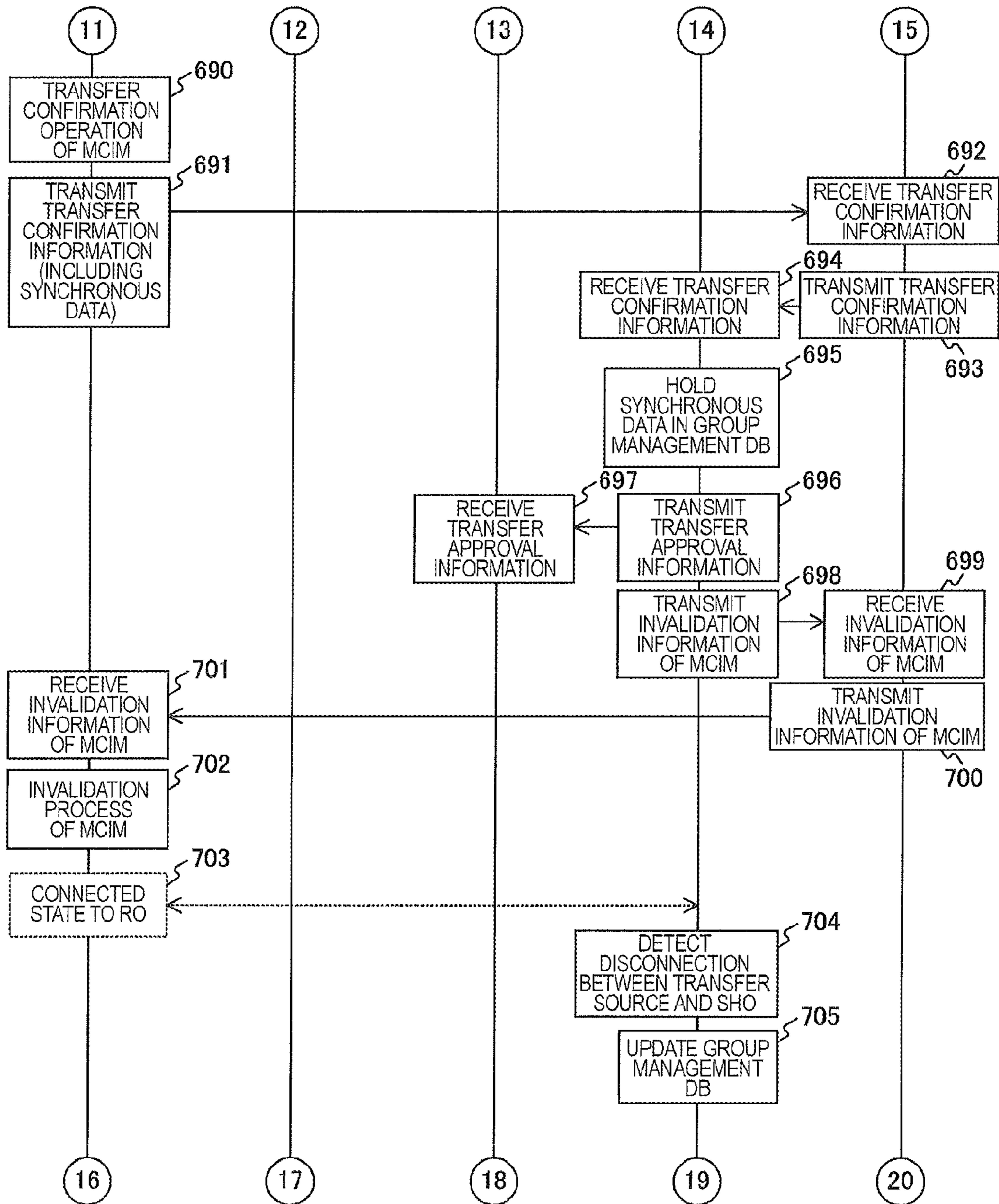


FIG. 16

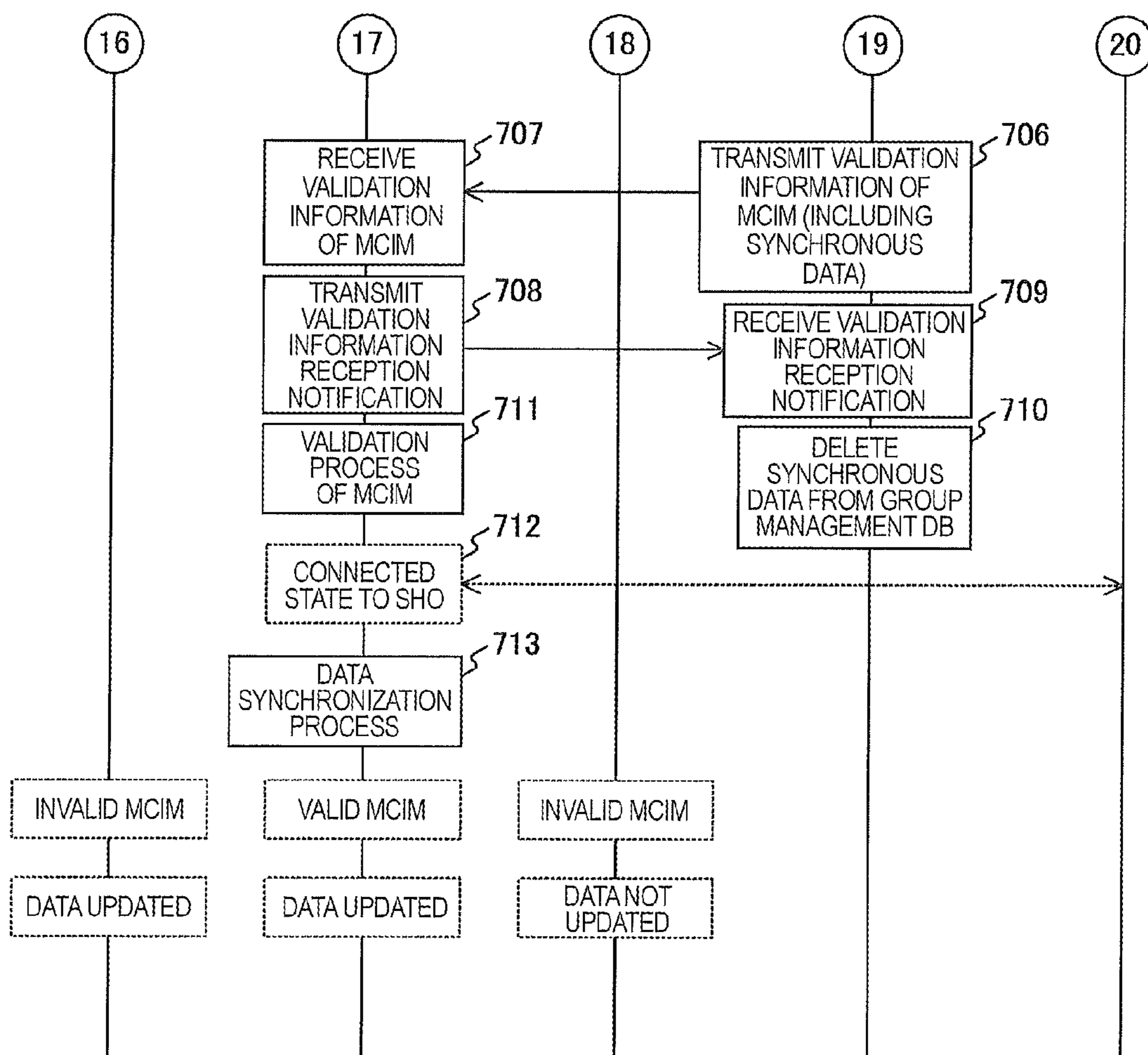
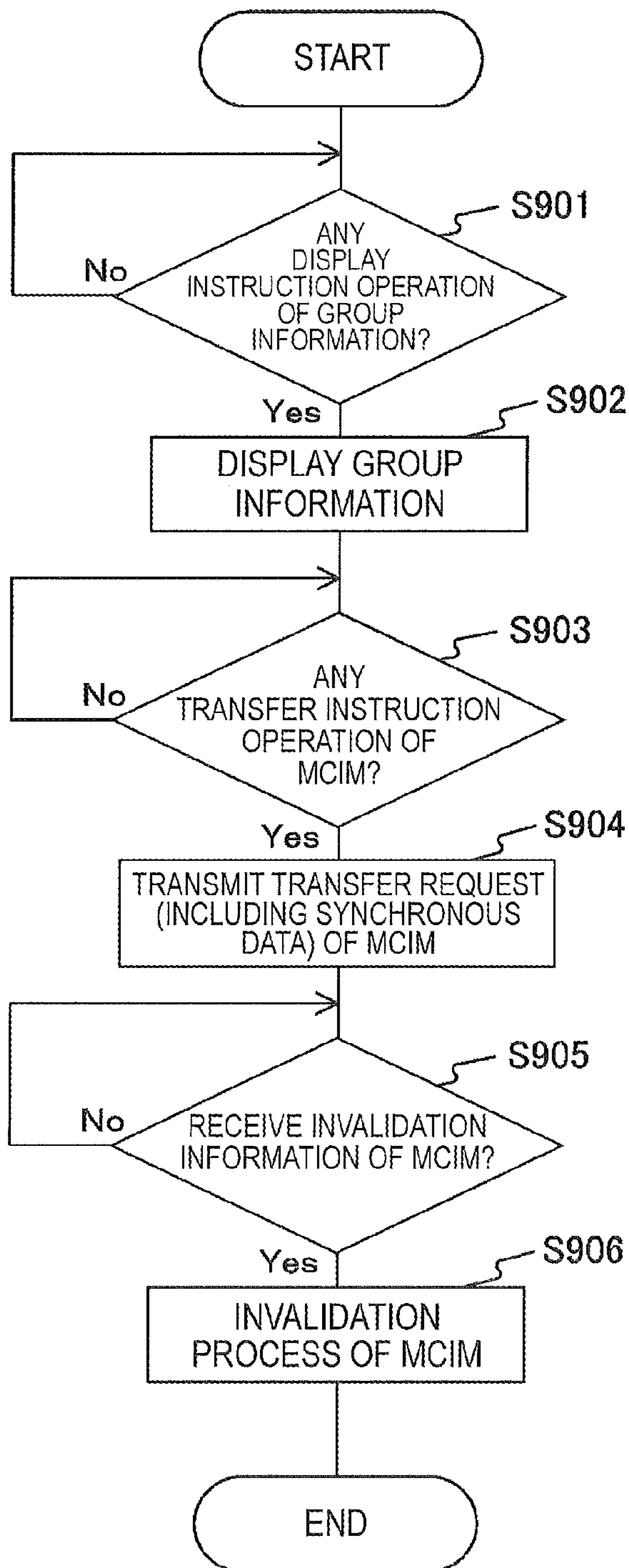


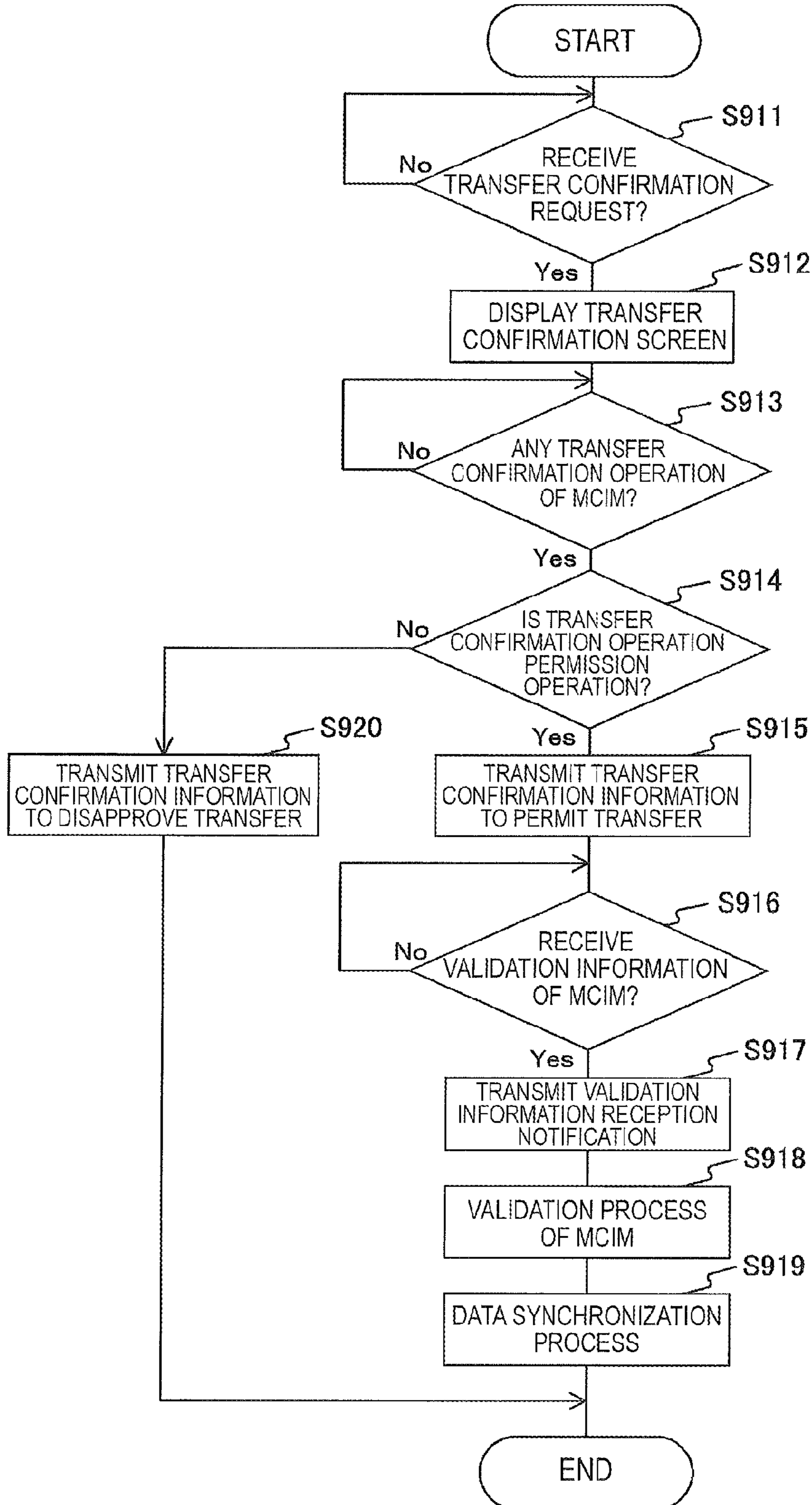
FIG. 17

OPERATION EXAMPLE OF TRANSFER SOURCE  
(TRANSFER OPERATION IN TRANSFER SOURCE)



**FIG. 18**

OPERATION EXAMPLE OF TRANSFER DESTINATION  
(TRANSFER OPERATION IN TRANSFER SOURCE)





**FIG. 19**  
OPERATION EXAMPLE OF TRANSFER SOURCE  
(TRANSFER OPERATION IN TRANSFER DESTINATION)

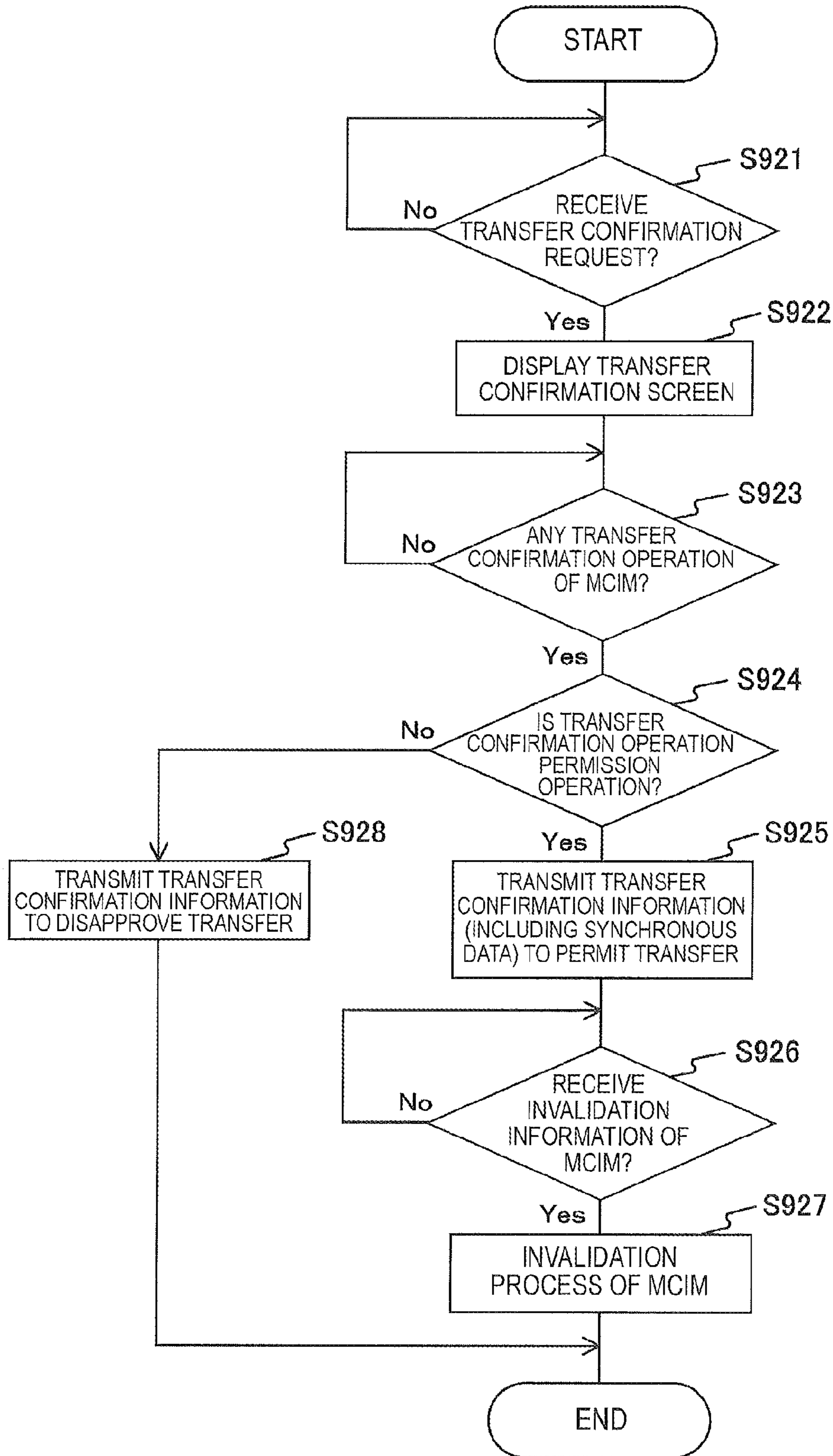


FIG. 20

OPERATION EXAMPLE OF TRANSFER DESTINATION  
(TRANSFER OPERATION IN TRANSFER DESTINATION)

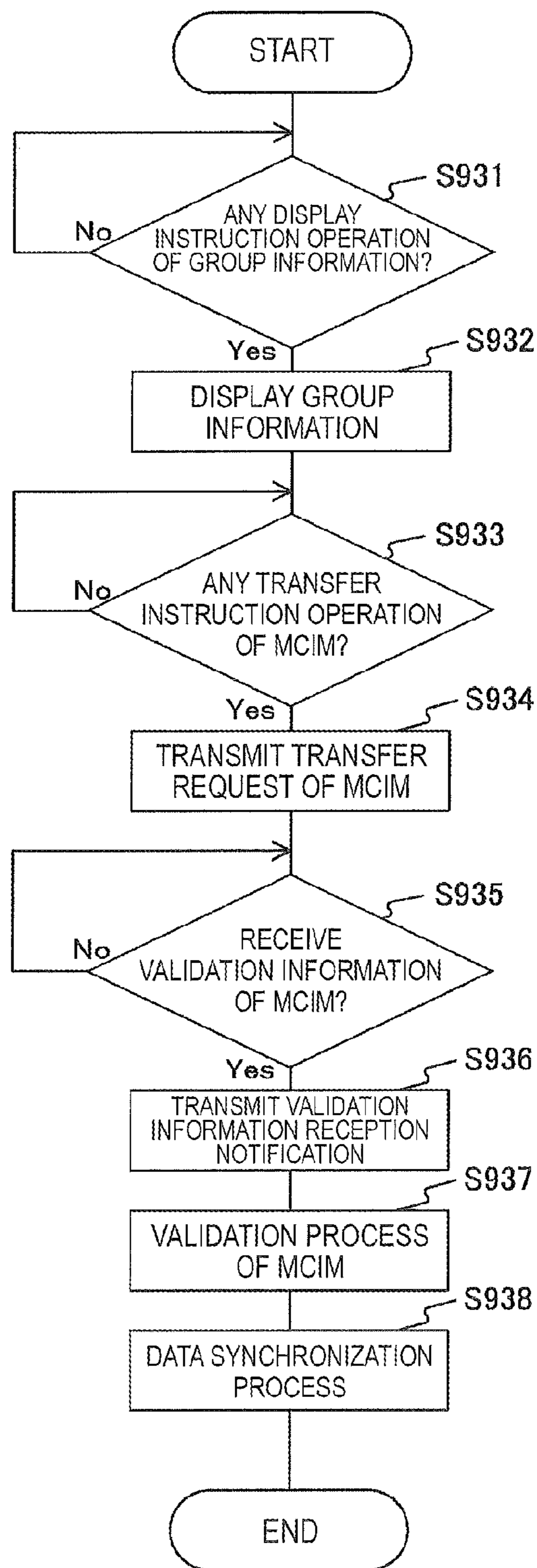


FIG. 21

OPERATION EXAMPLE OF RO

(TRANSFER OPERATION IN TRANSFER SOURCE OR TRANSFER DESTINATION)

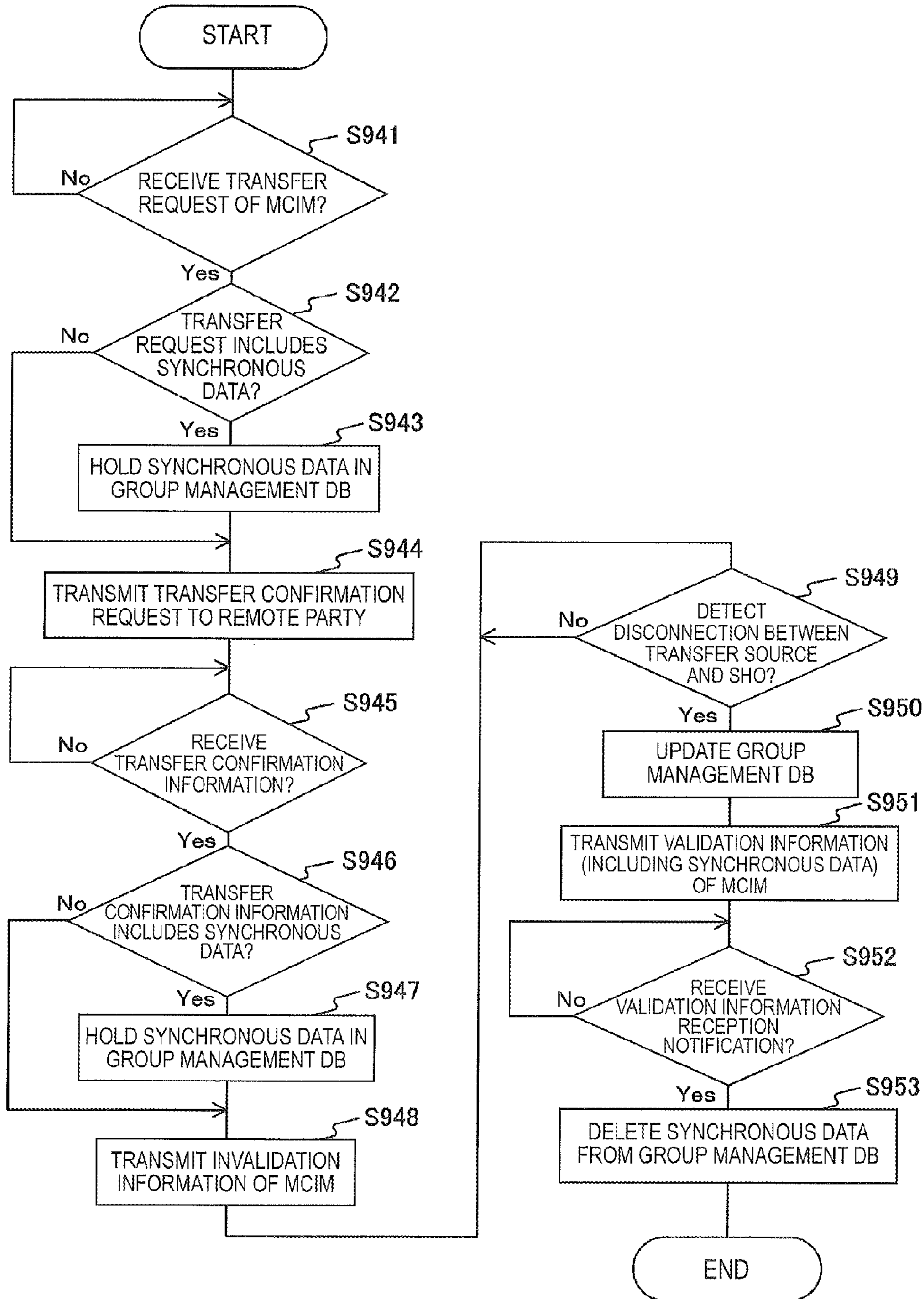


FIG. 22

OPERATION EXAMPLE OF TRANSFER SOURCE OR TRANSFER DESTINATION  
 (TRANSFER OPERATION IN OTHER THAN TRANSFER SOURCE AND TRANSFER DESTINATION)

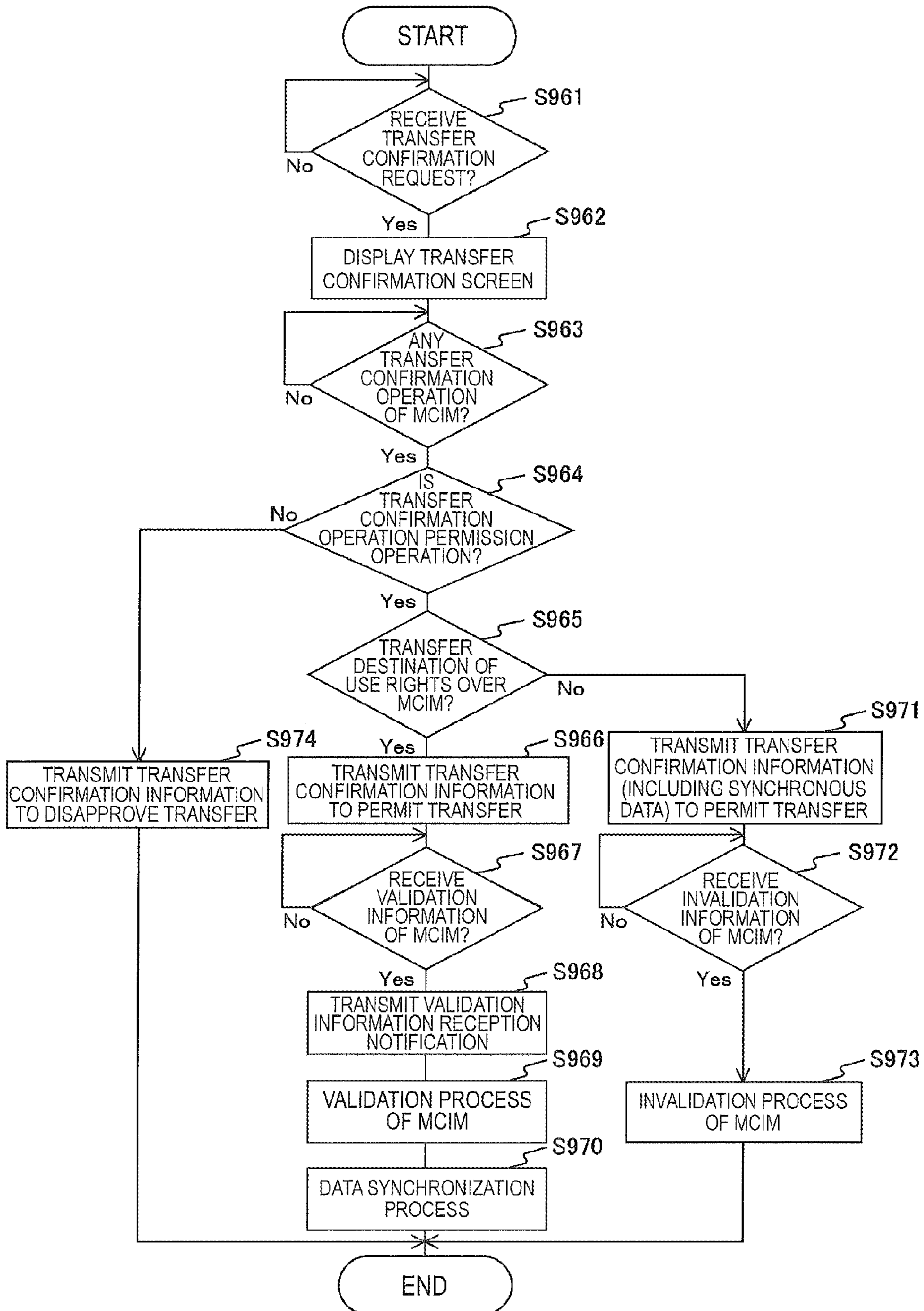




FIG. 23

OPERATION EXAMPLE OF RO  
(TRANSFER OPERATION IN OTHER THAN TRANSFER SOURCE AND TRANSFER DESTINATION)

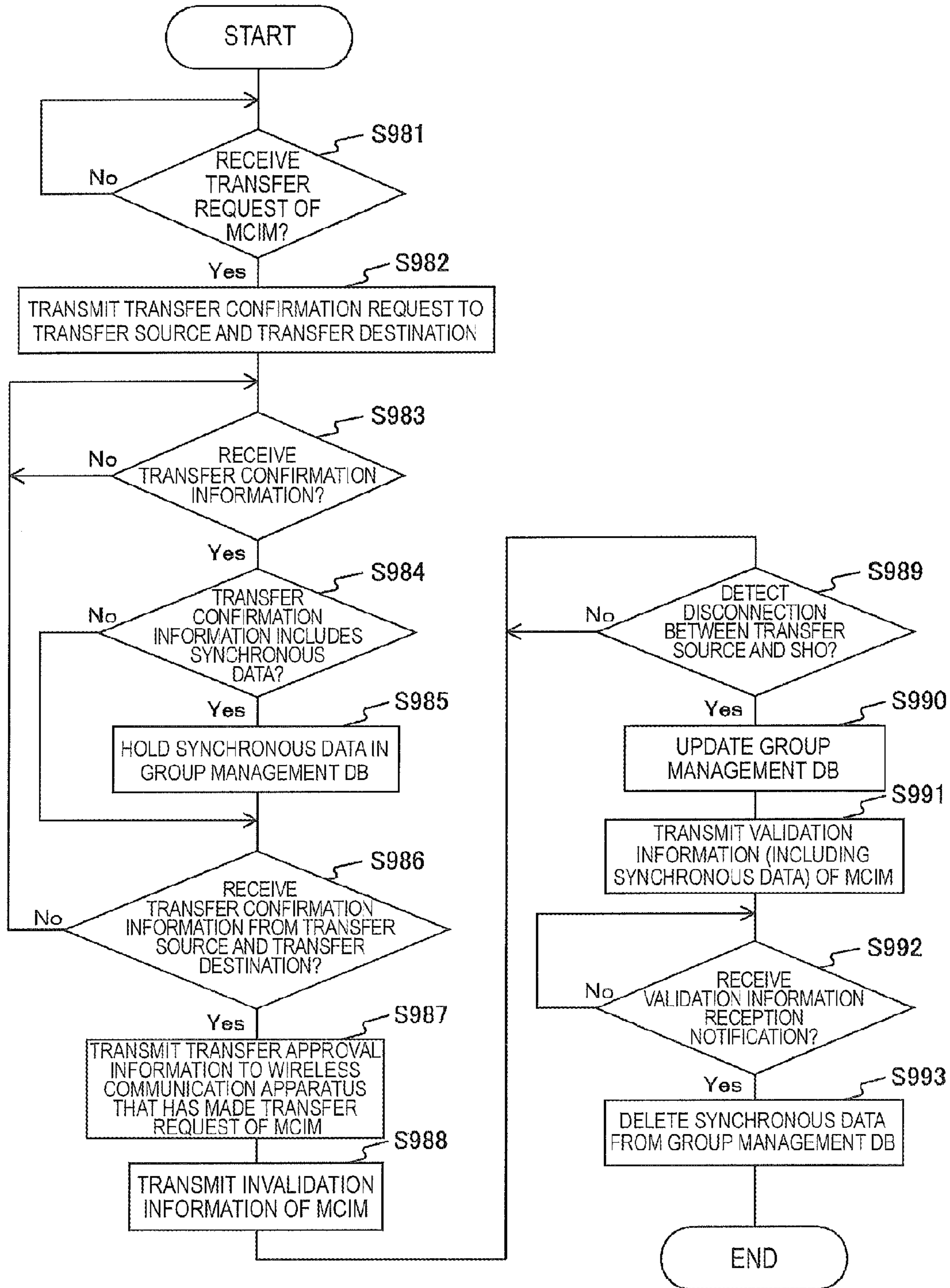


FIG. 24

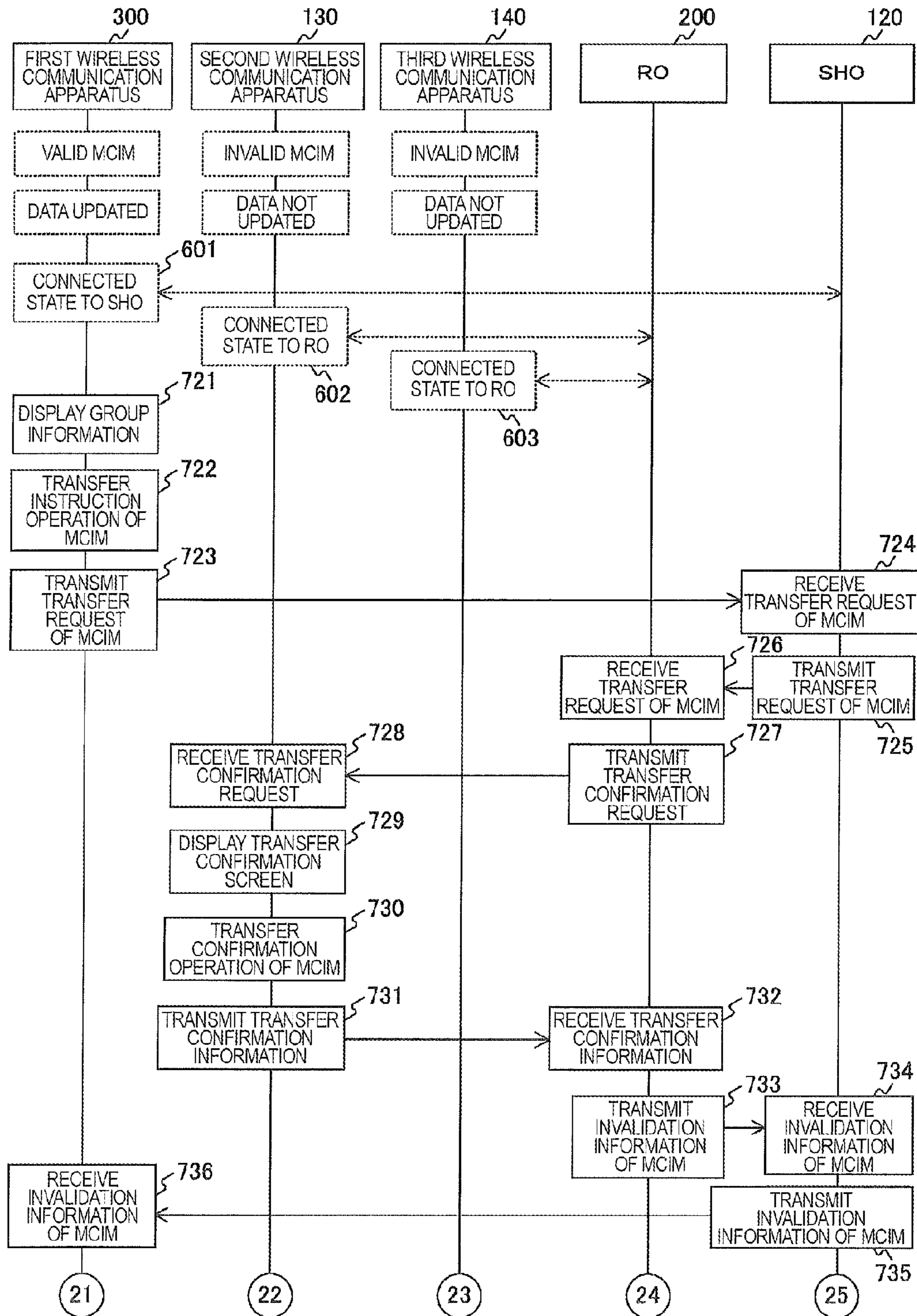


FIG. 25

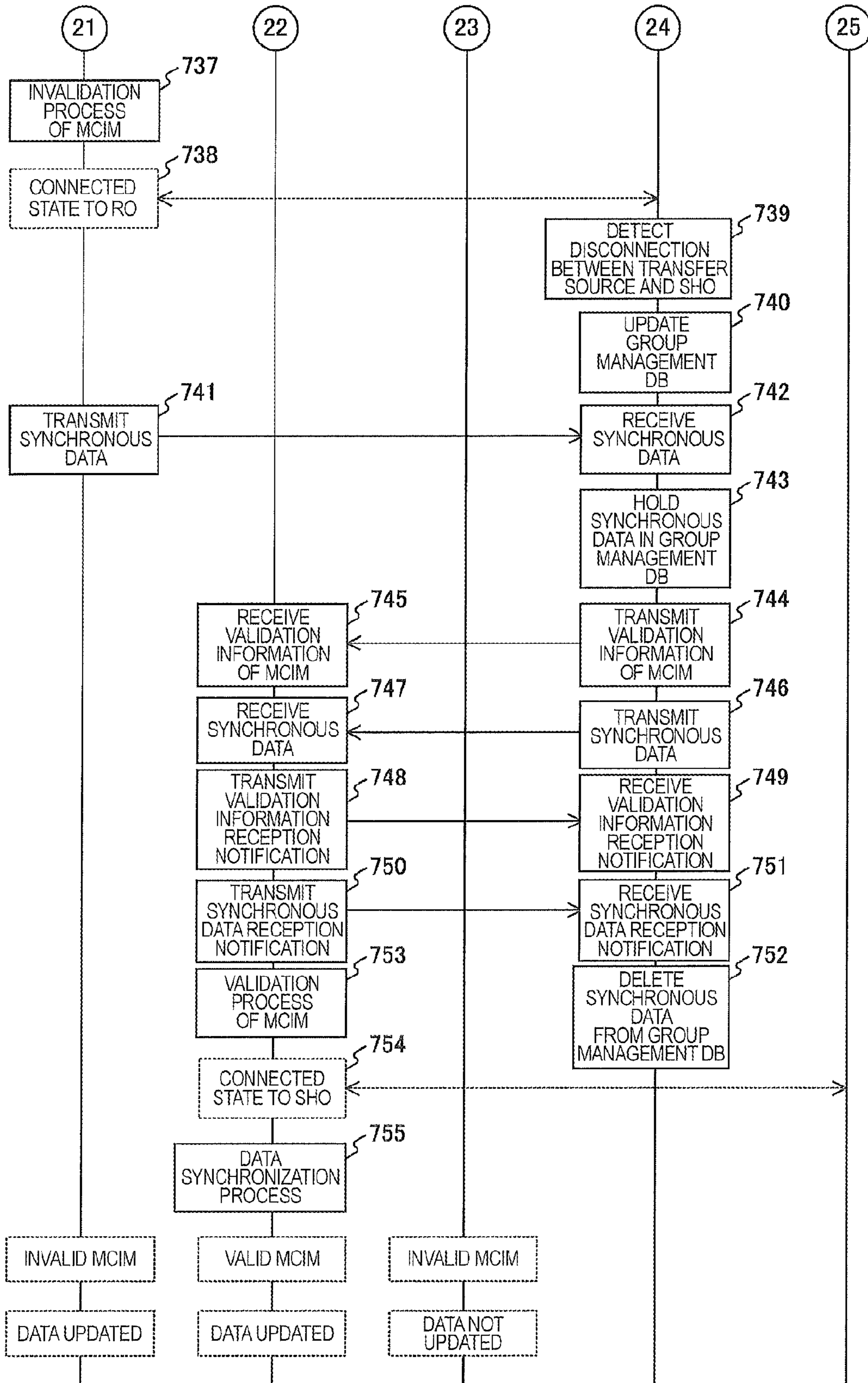




FIG. 26

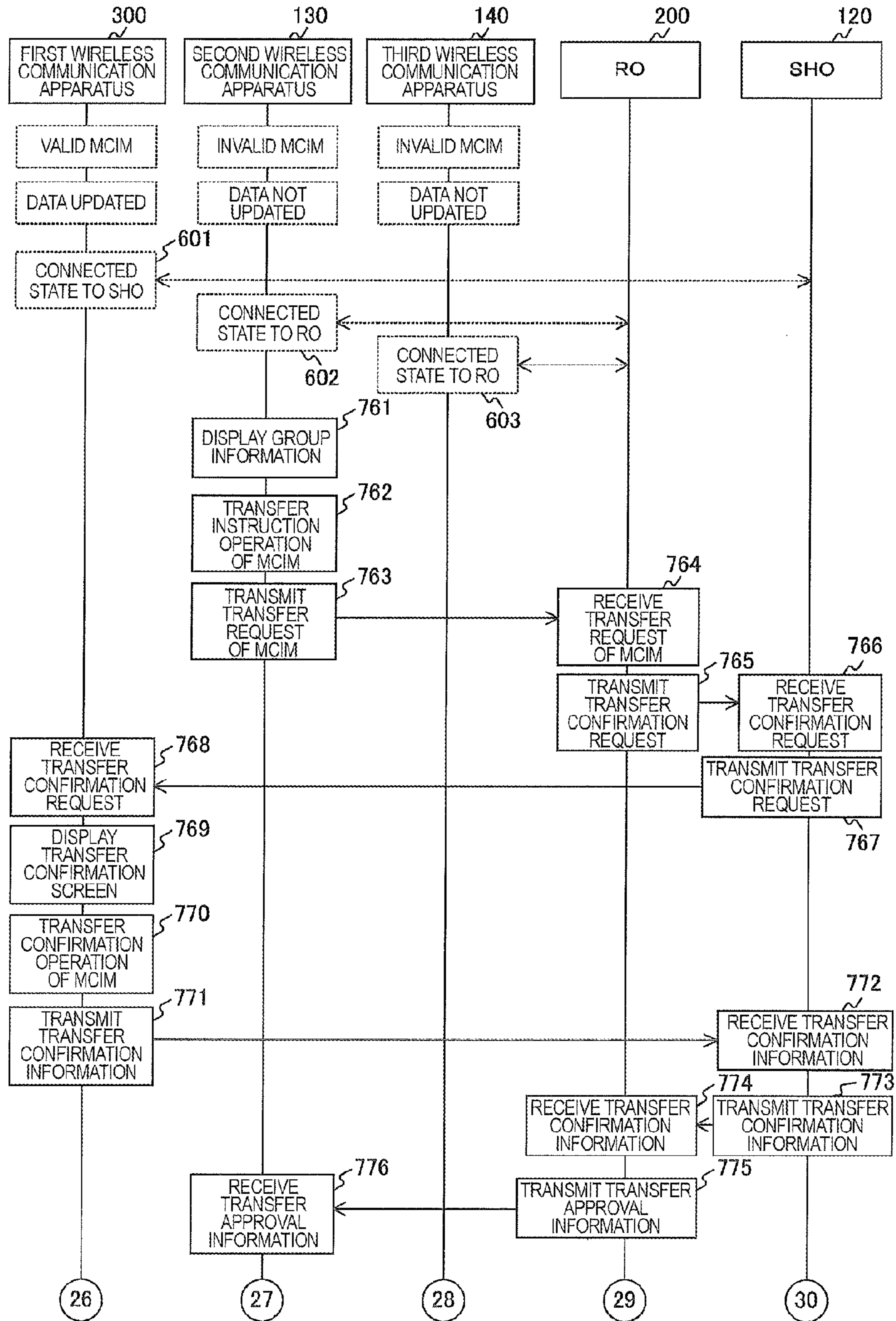




FIG. 27

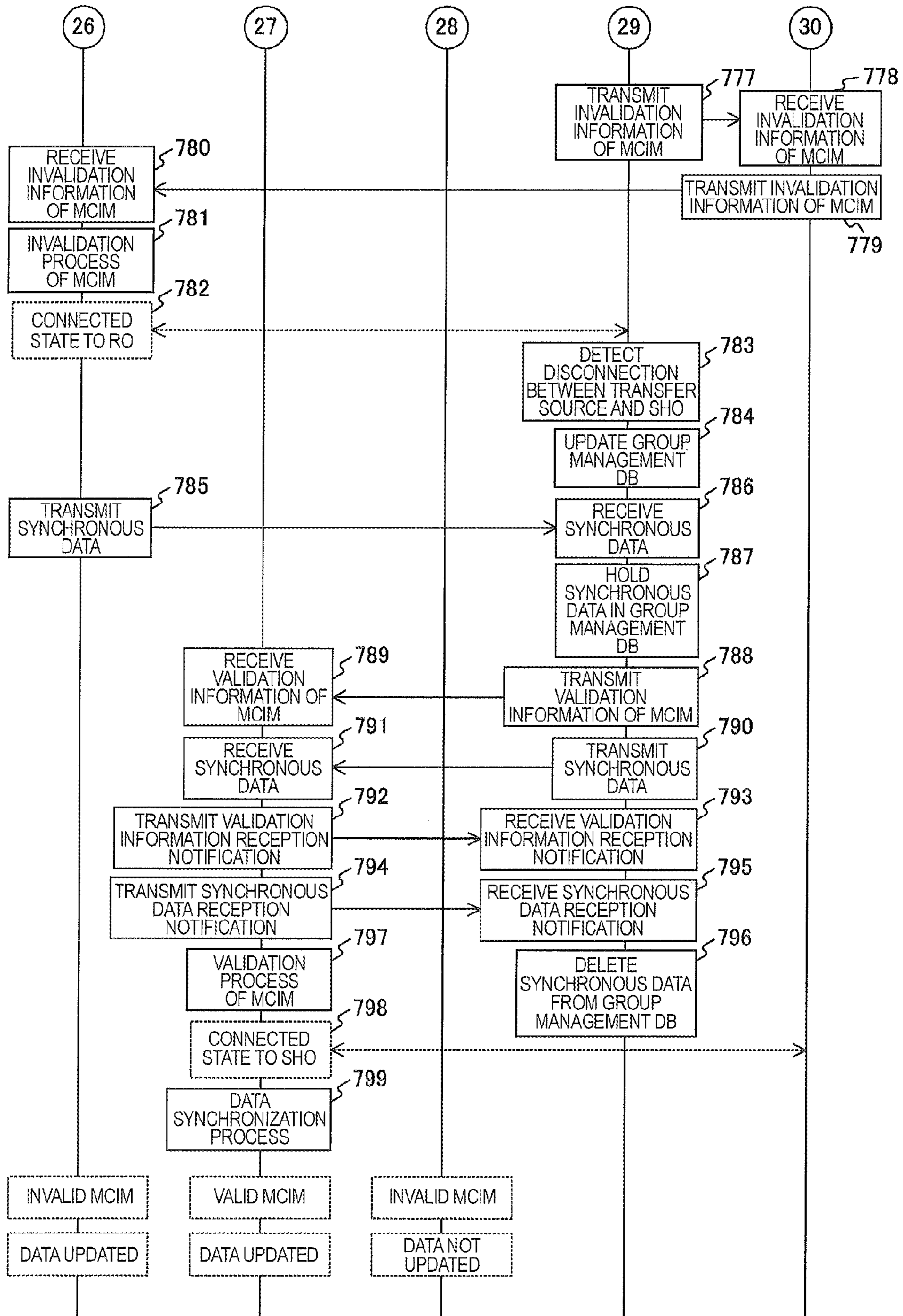


FIG. 28

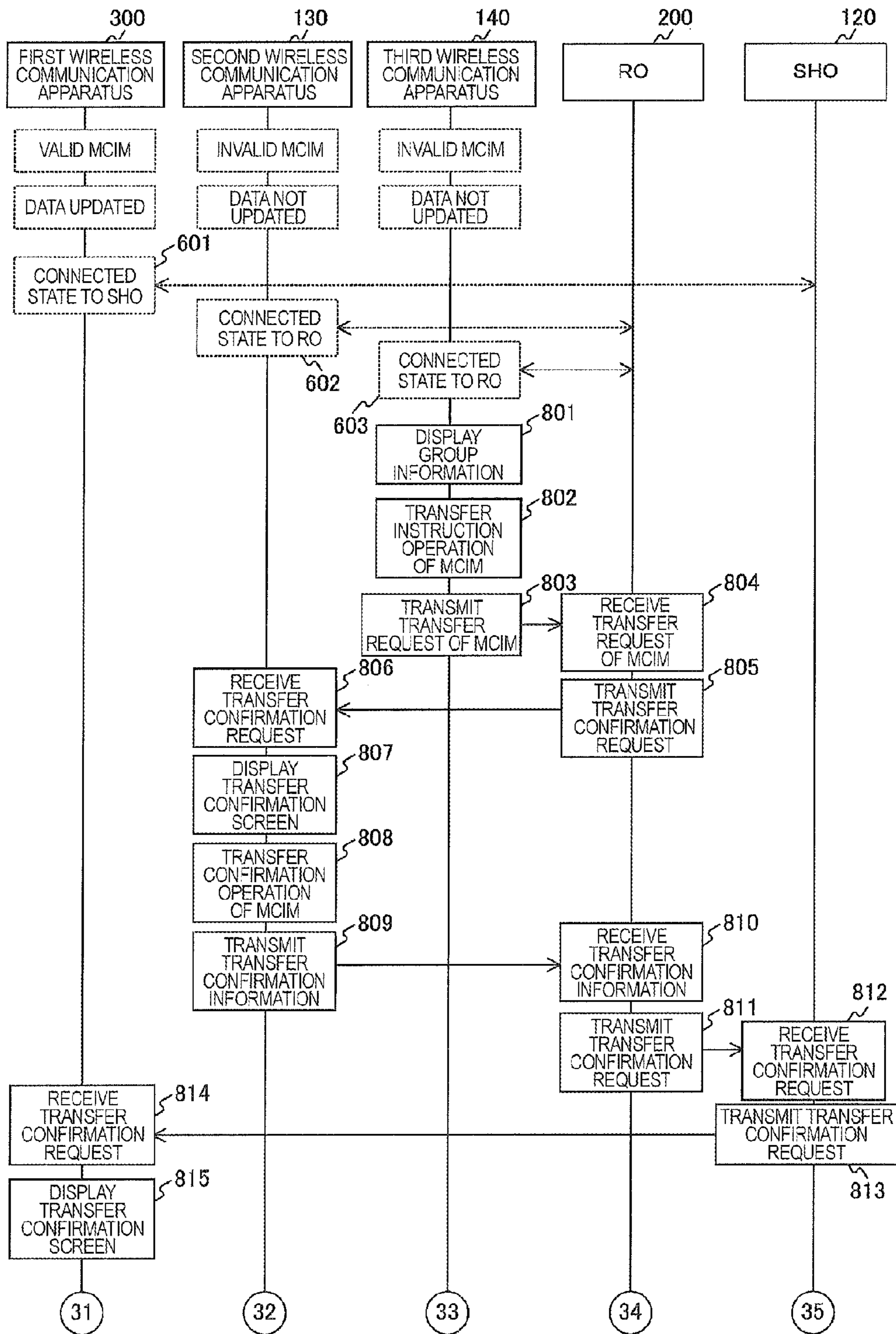


FIG. 29

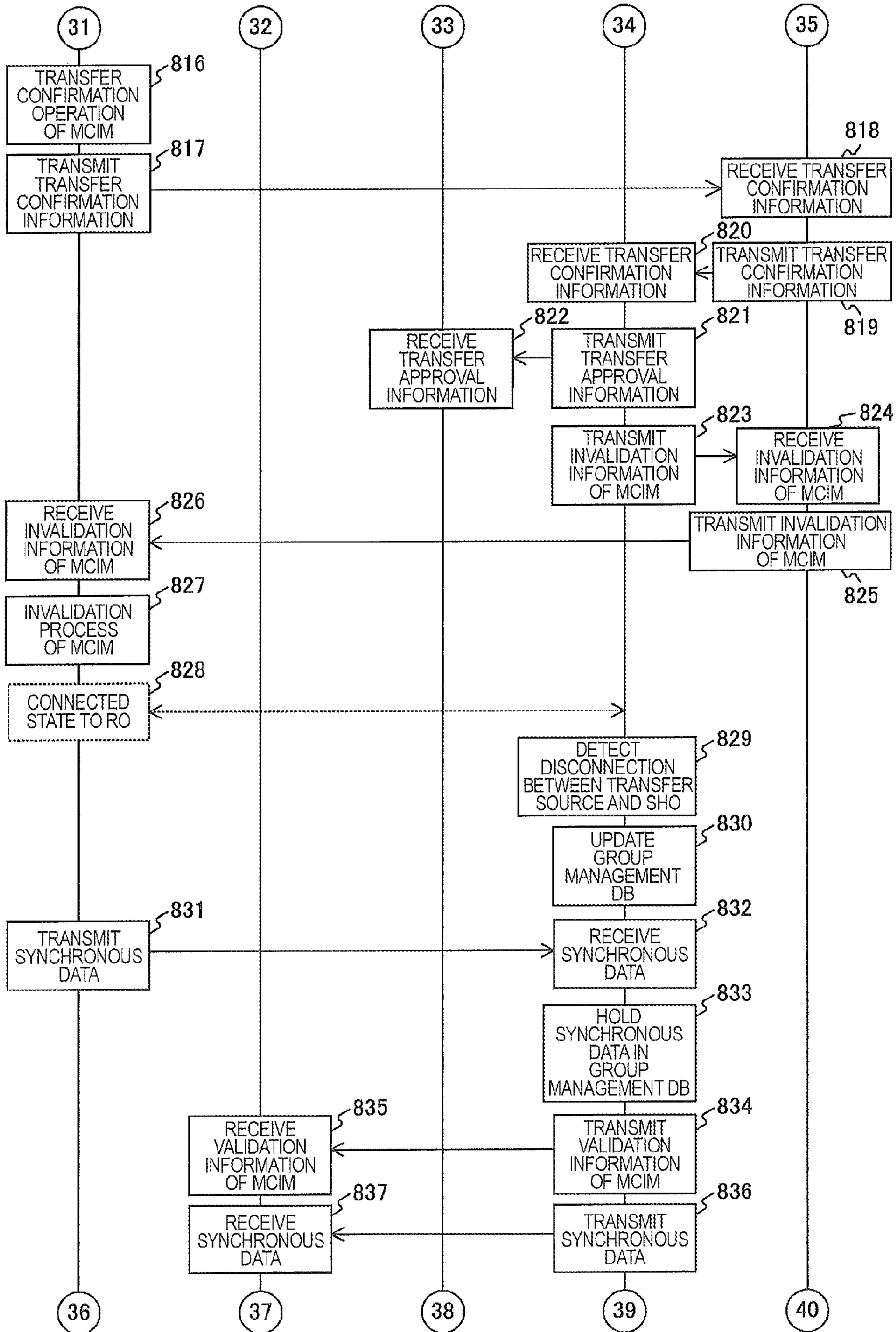




FIG. 30

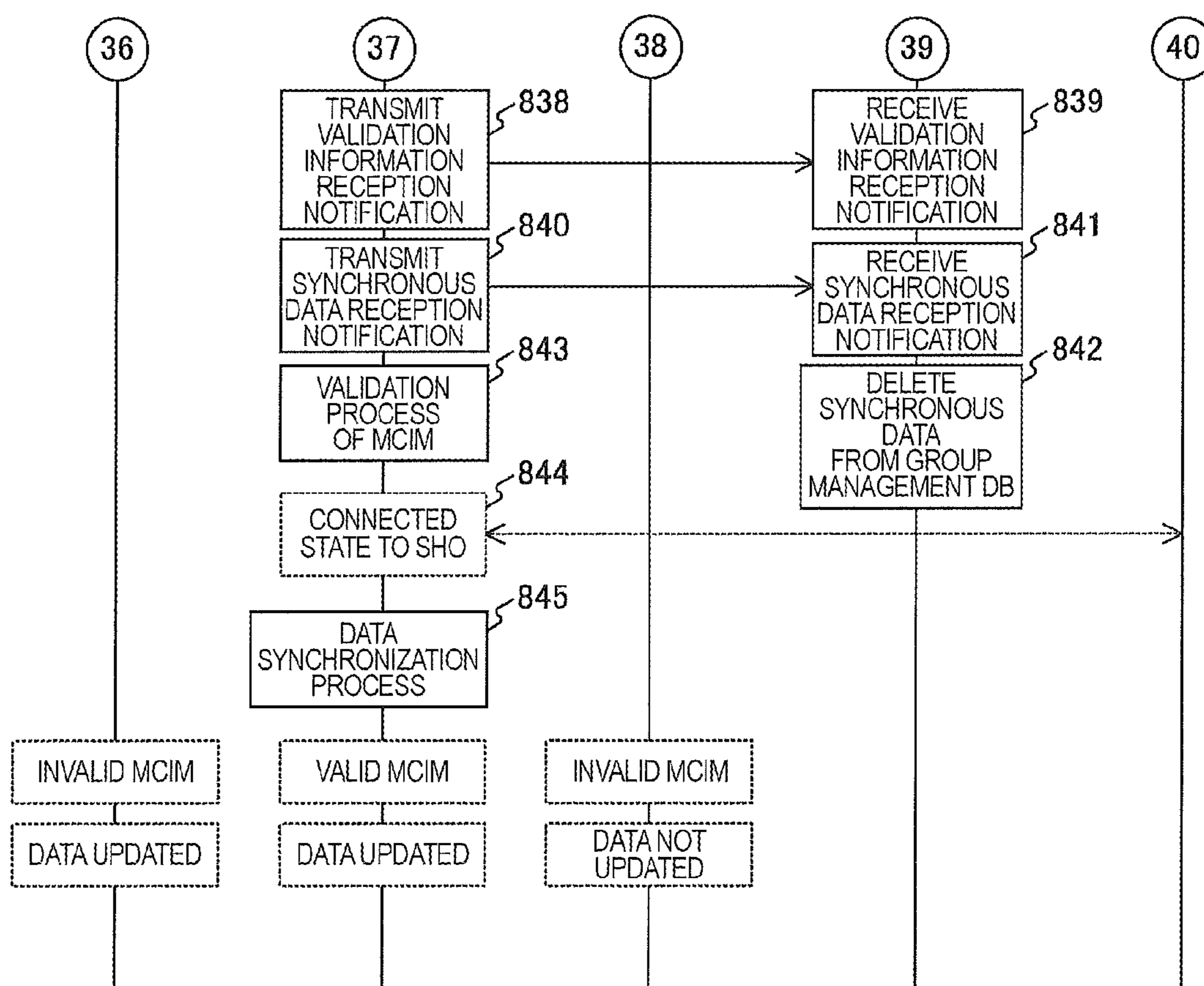




FIG. 31

OPERATION EXAMPLE OF TRANSFER SOURCE  
(TRANSFER OPERATION IN TRANSFER SOURCE)

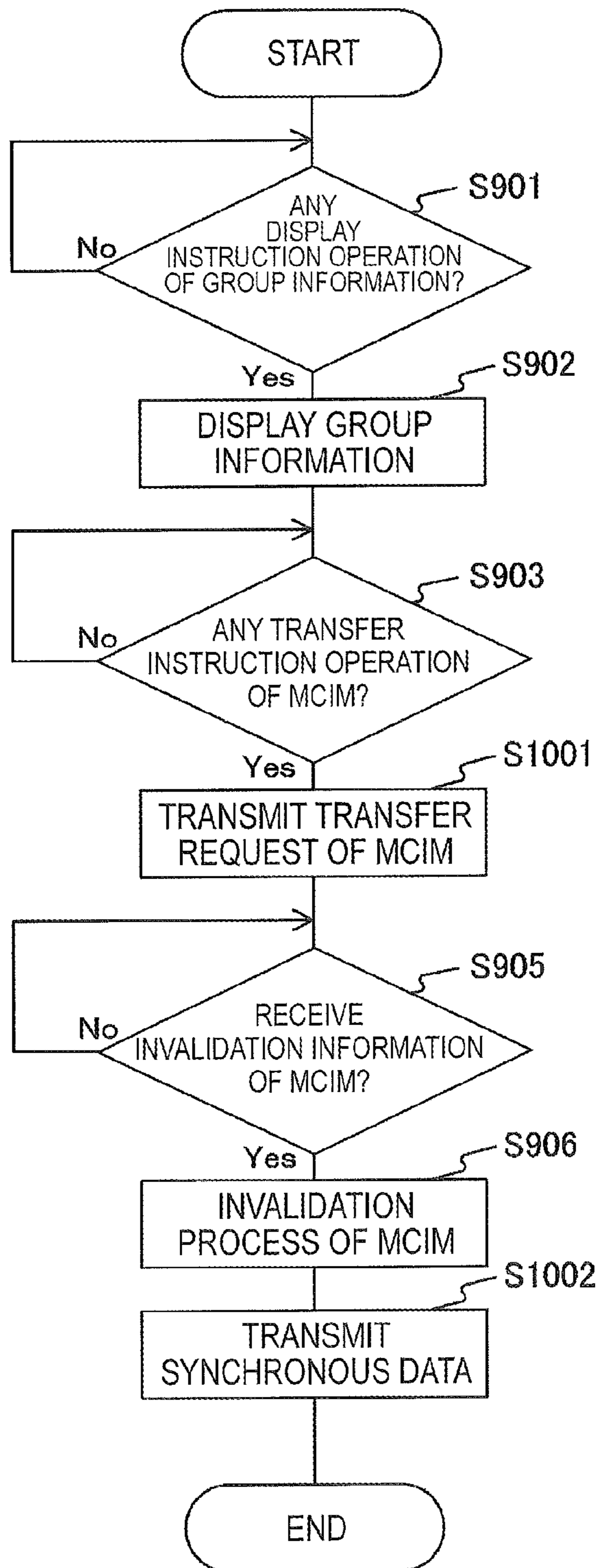
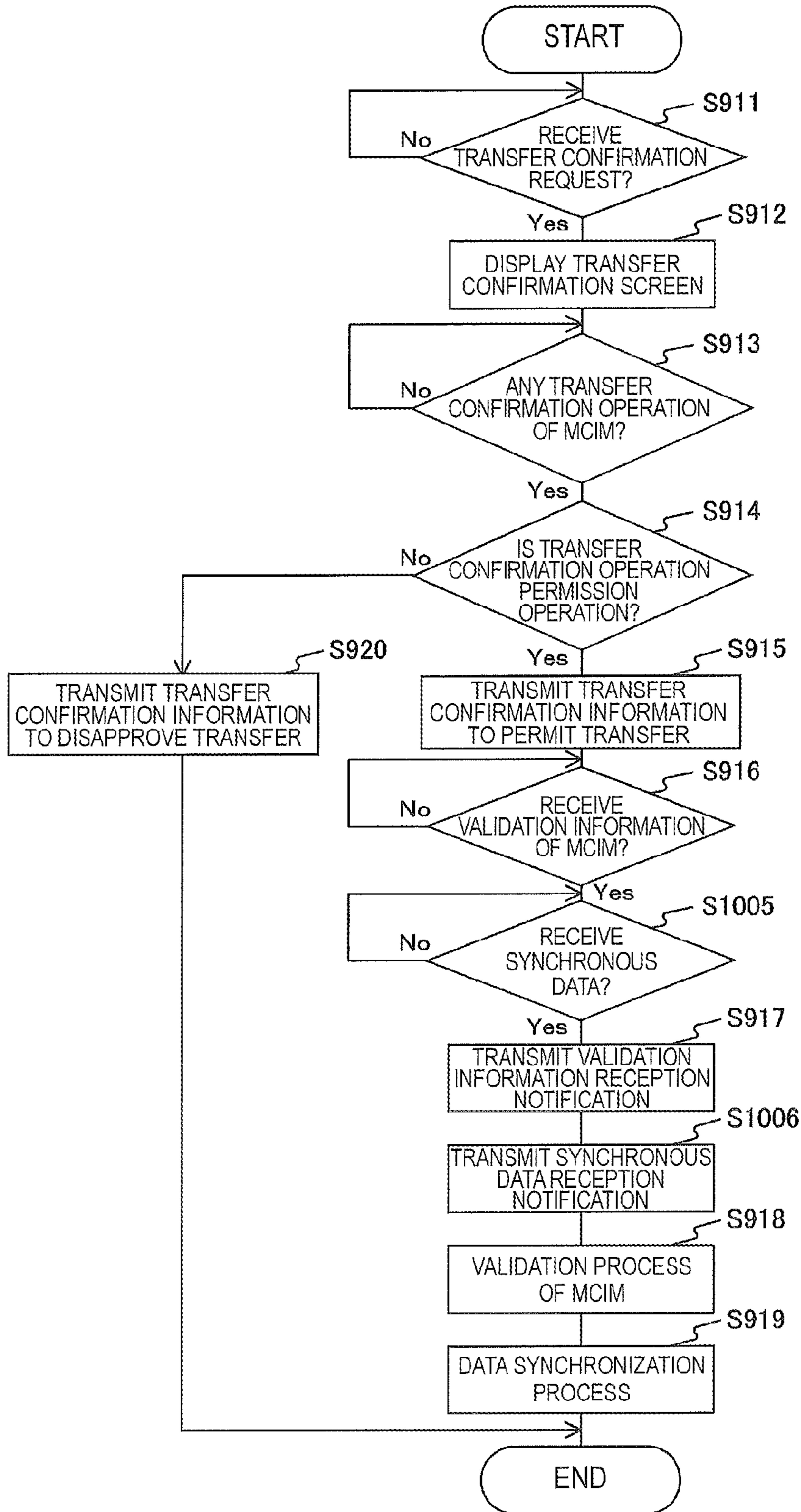


FIG. 32

OPERATION EXAMPLE OF TRANSFER DESTINATION  
(TRANSFER OPERATION IN TRANSFER SOURCE)



**FIG. 33**

OPERATION EXAMPLE OF TRANSFER SOURCE  
(TRANSFER OPERATION IN TRANSFER DESTINATION)

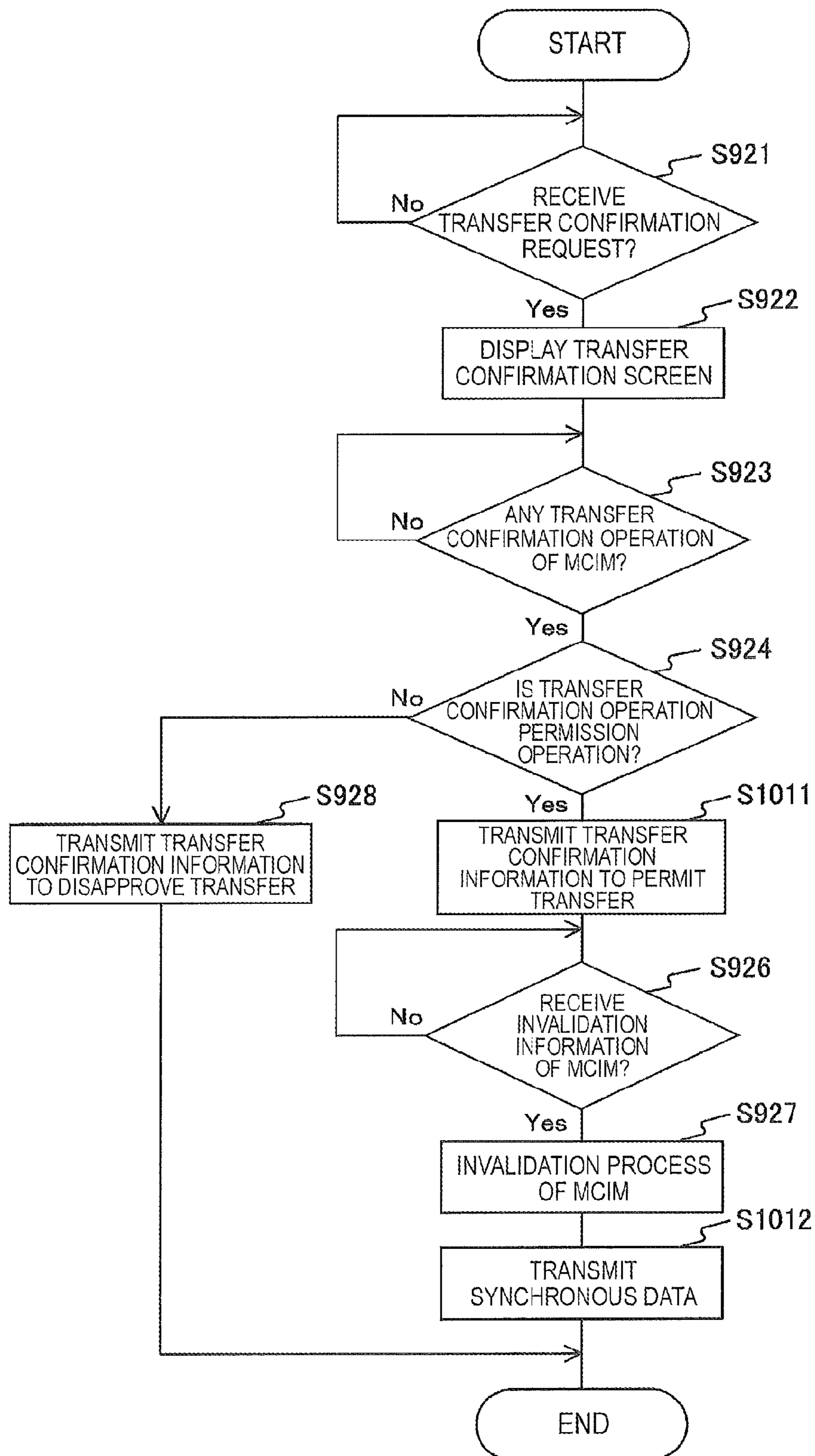


FIG. 34

OPERATION EXAMPLE OF TRANSFER DESTINATION  
(TRANSFER OPERATION IN TRANSFER DESTINATION)

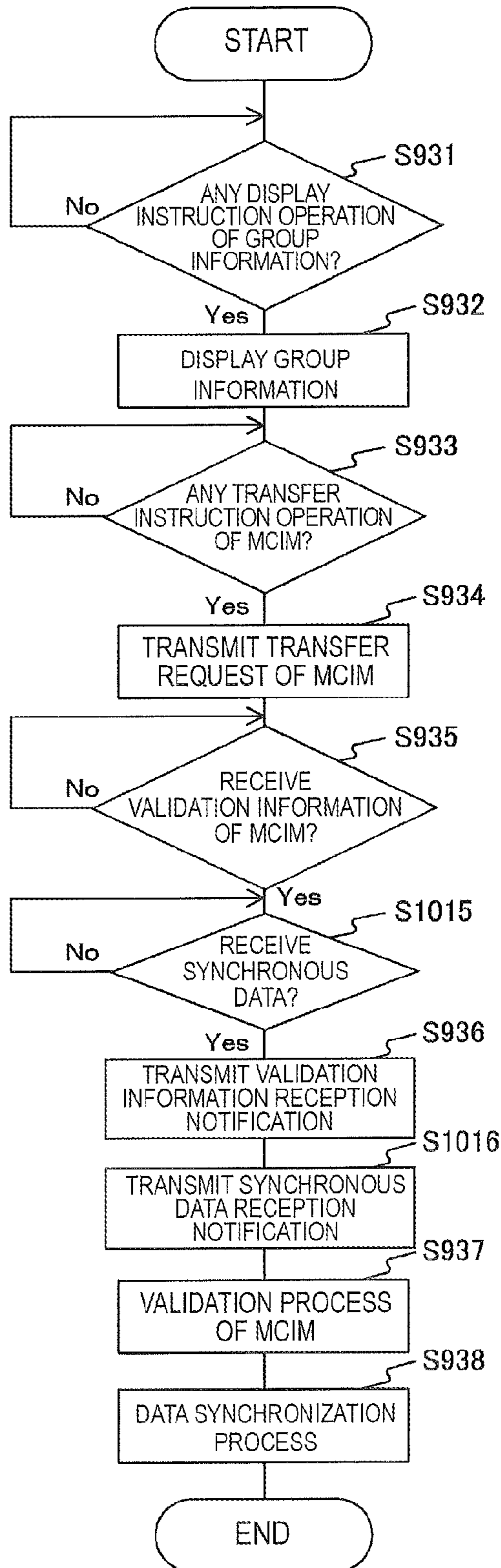




FIG. 35

OPERATION EXAMPLE OF RO  
(TRANSFER OPERATION IN TRANSFER SOURCE OR TRANSFER DESTINATION)

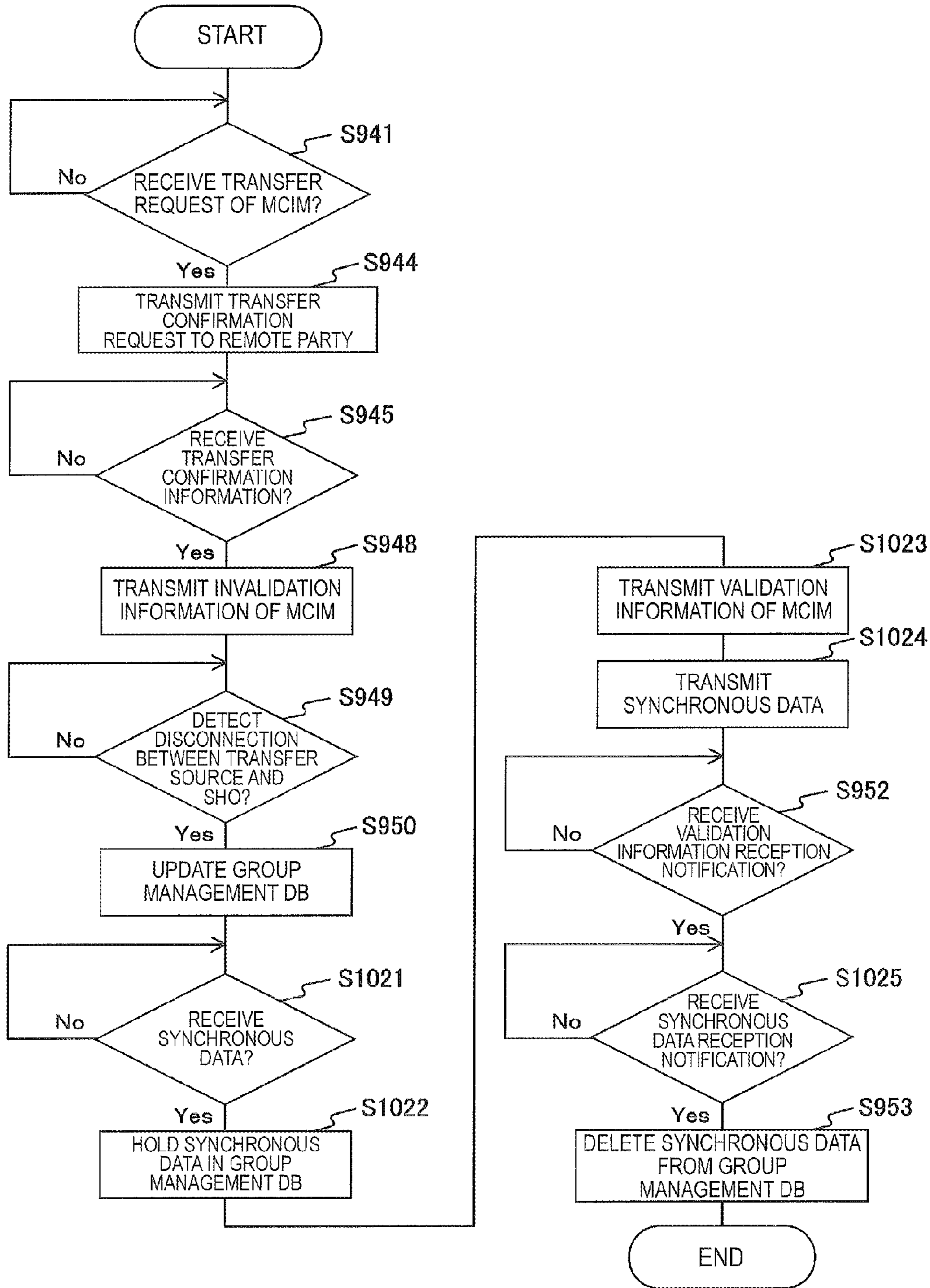


FIG. 36

OPERATION EXAMPLE OF TRANSFER SOURCE OR TRANSFER DESTINATION  
(TRANSFER OPERATION IN OTHER THAN TRANSFER SOURCE AND TRANSFER DESTINATION)

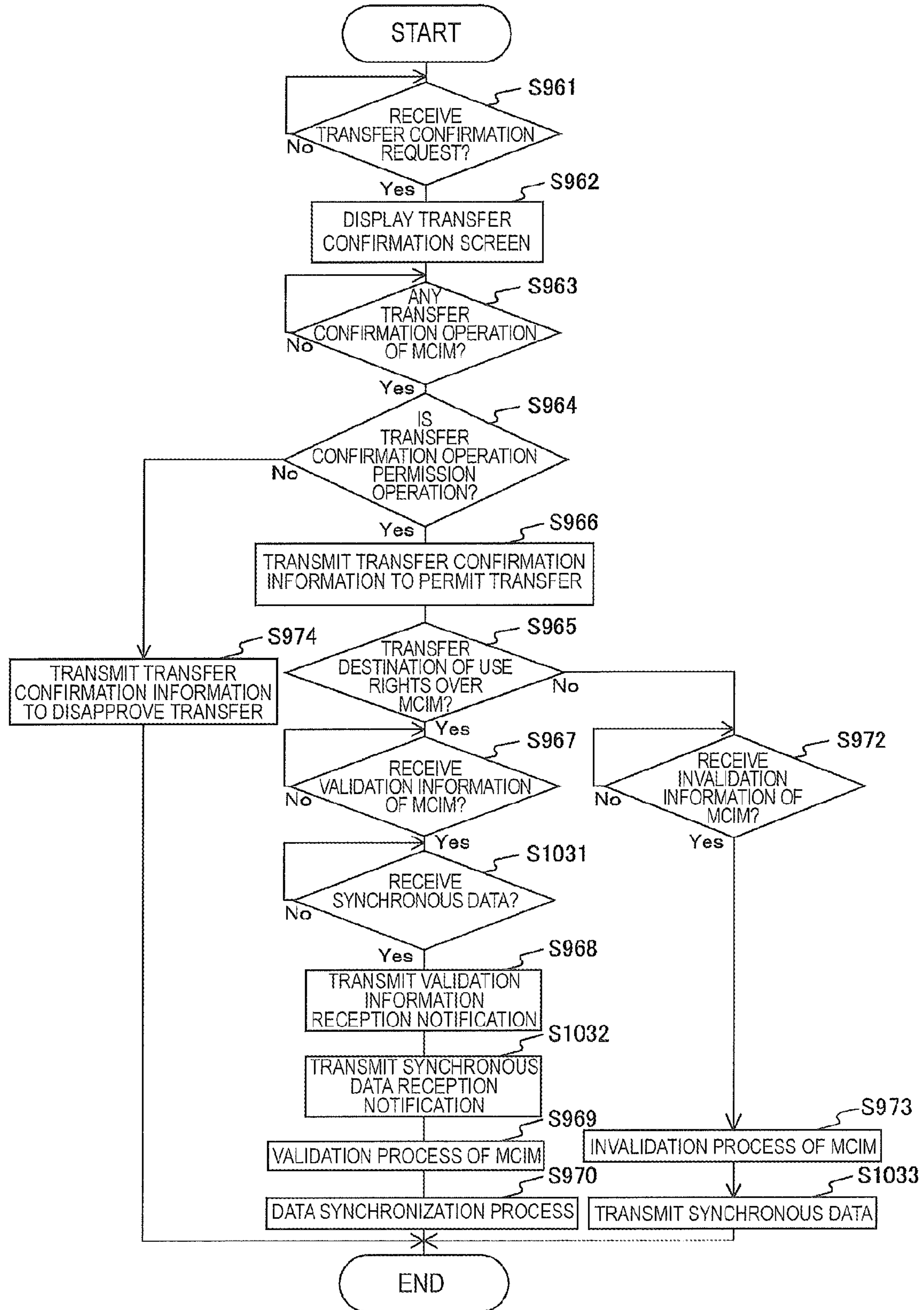


FIG. 37

OPERATION EXAMPLE OF RO  
(TRANSFER OPERATION IN OTHER THAN TRANSFER SOURCE AND TRANSFER DESTINATION)

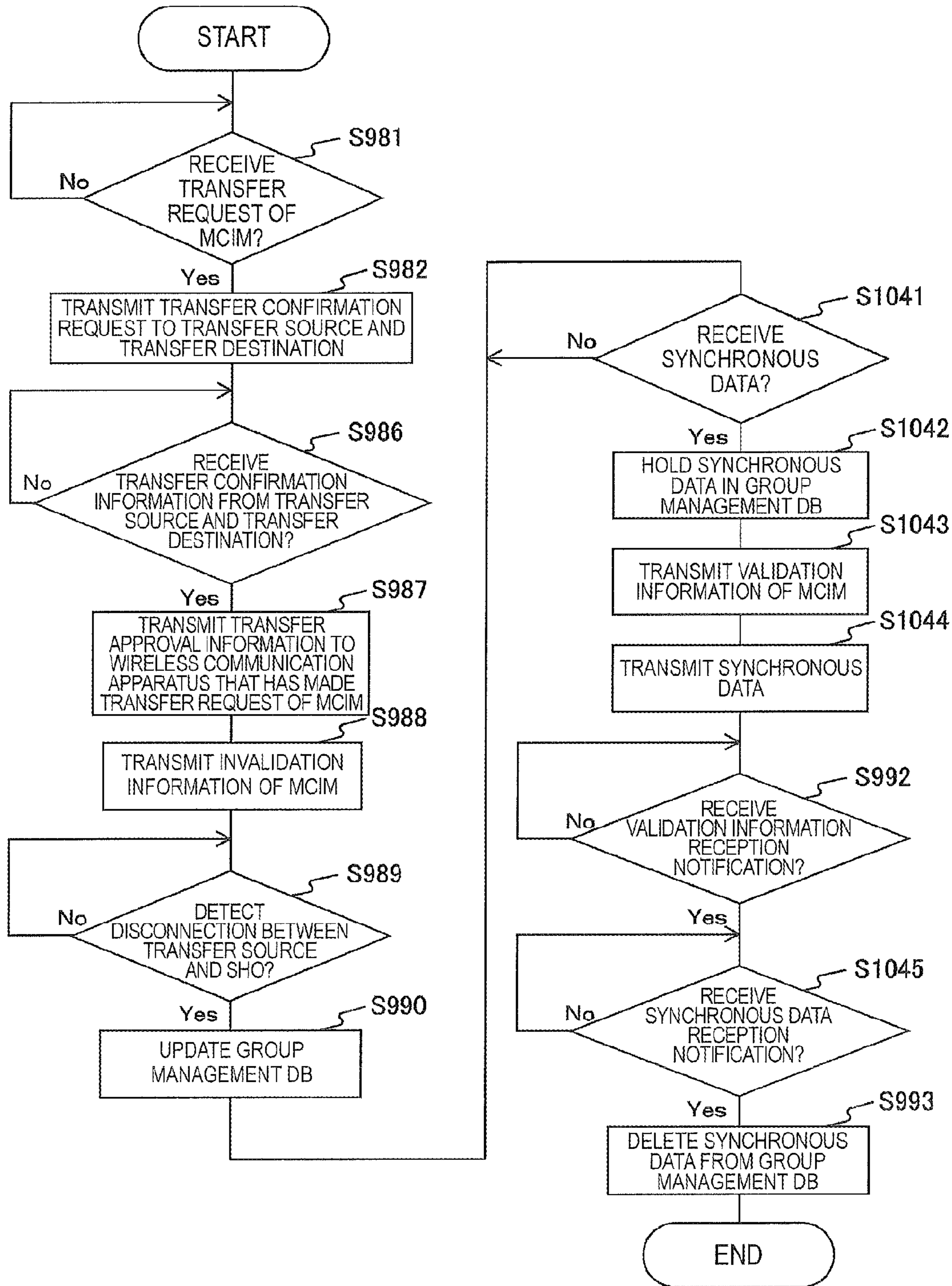




FIG. 38

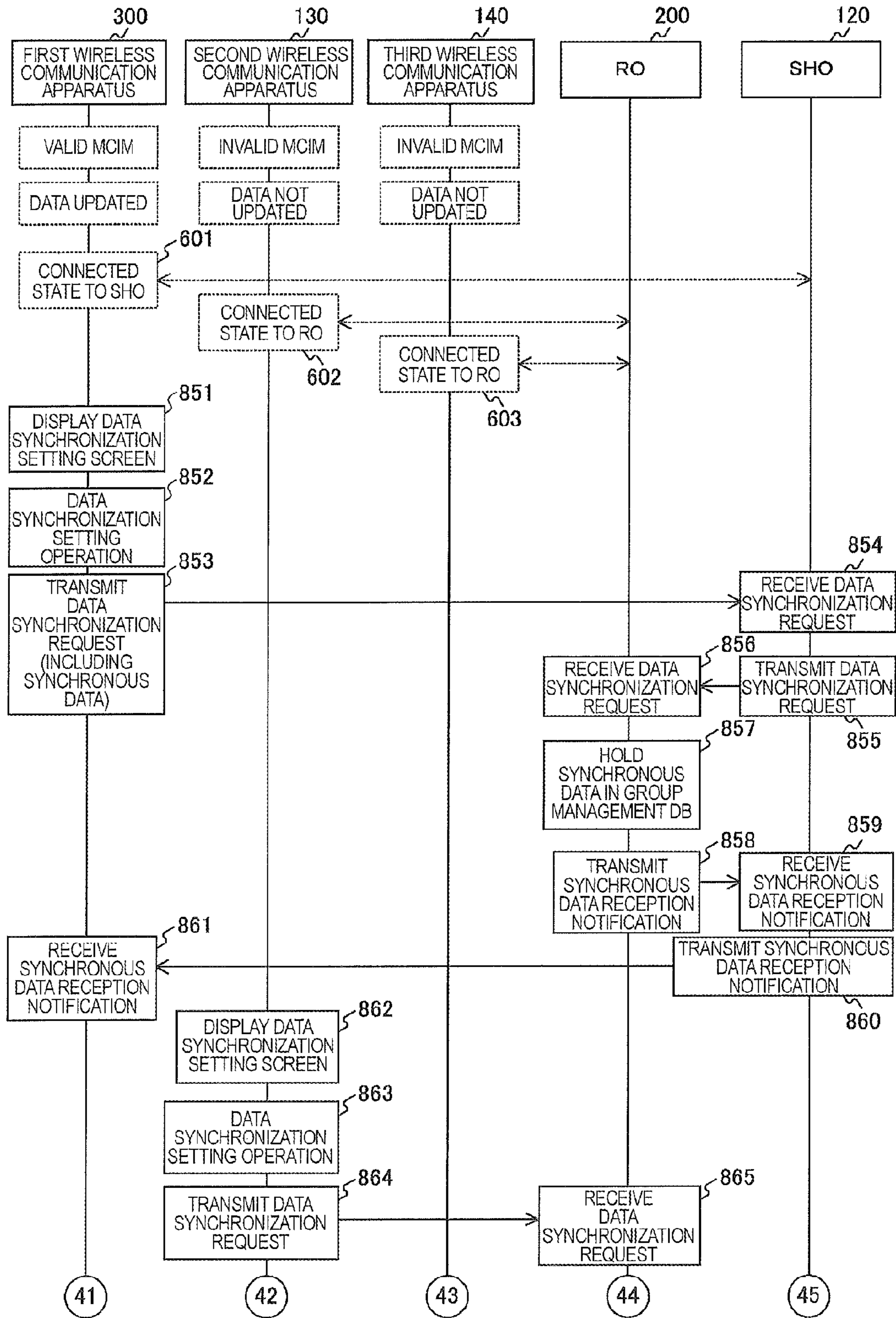




FIG. 39

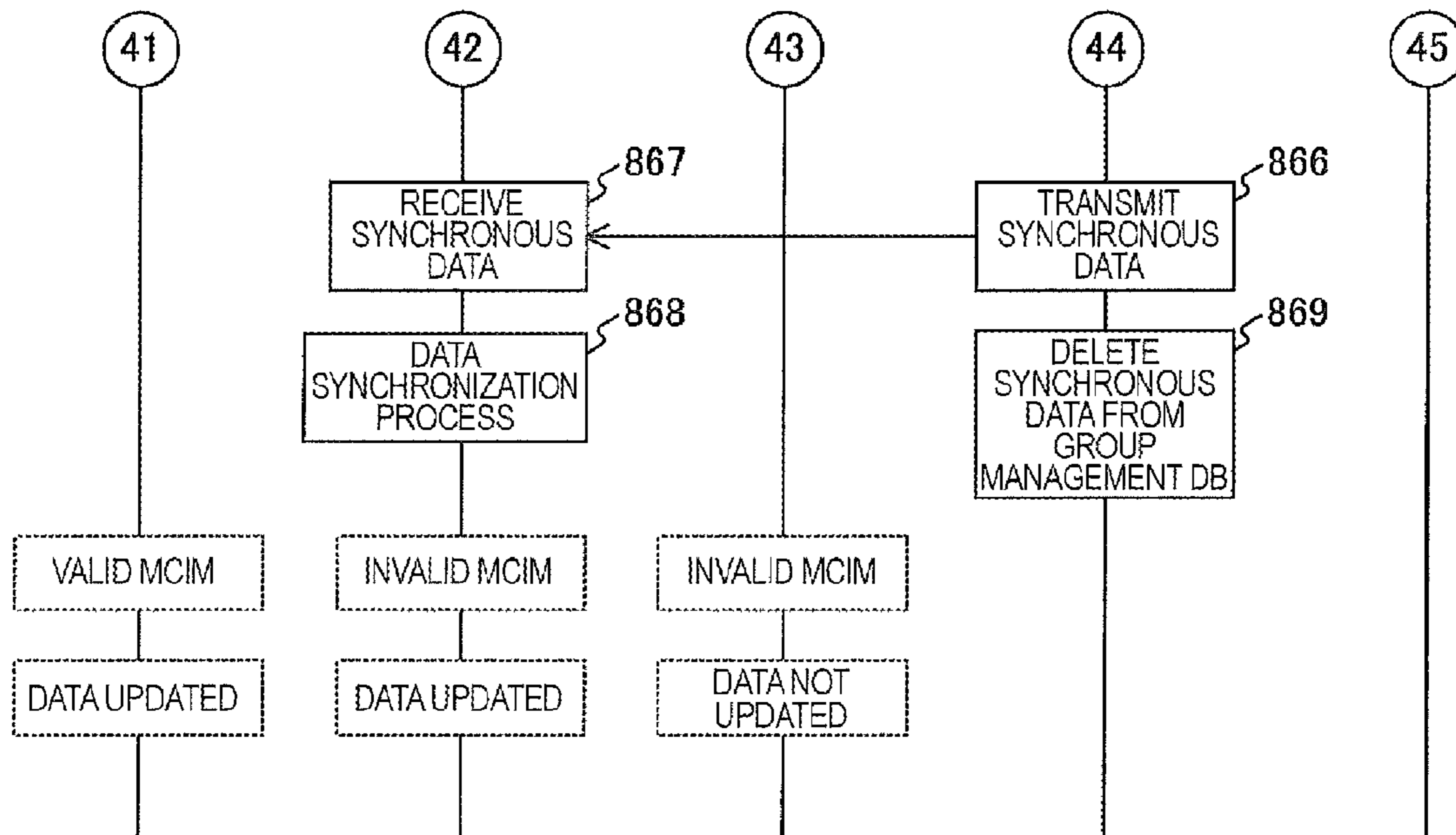


FIG. 40

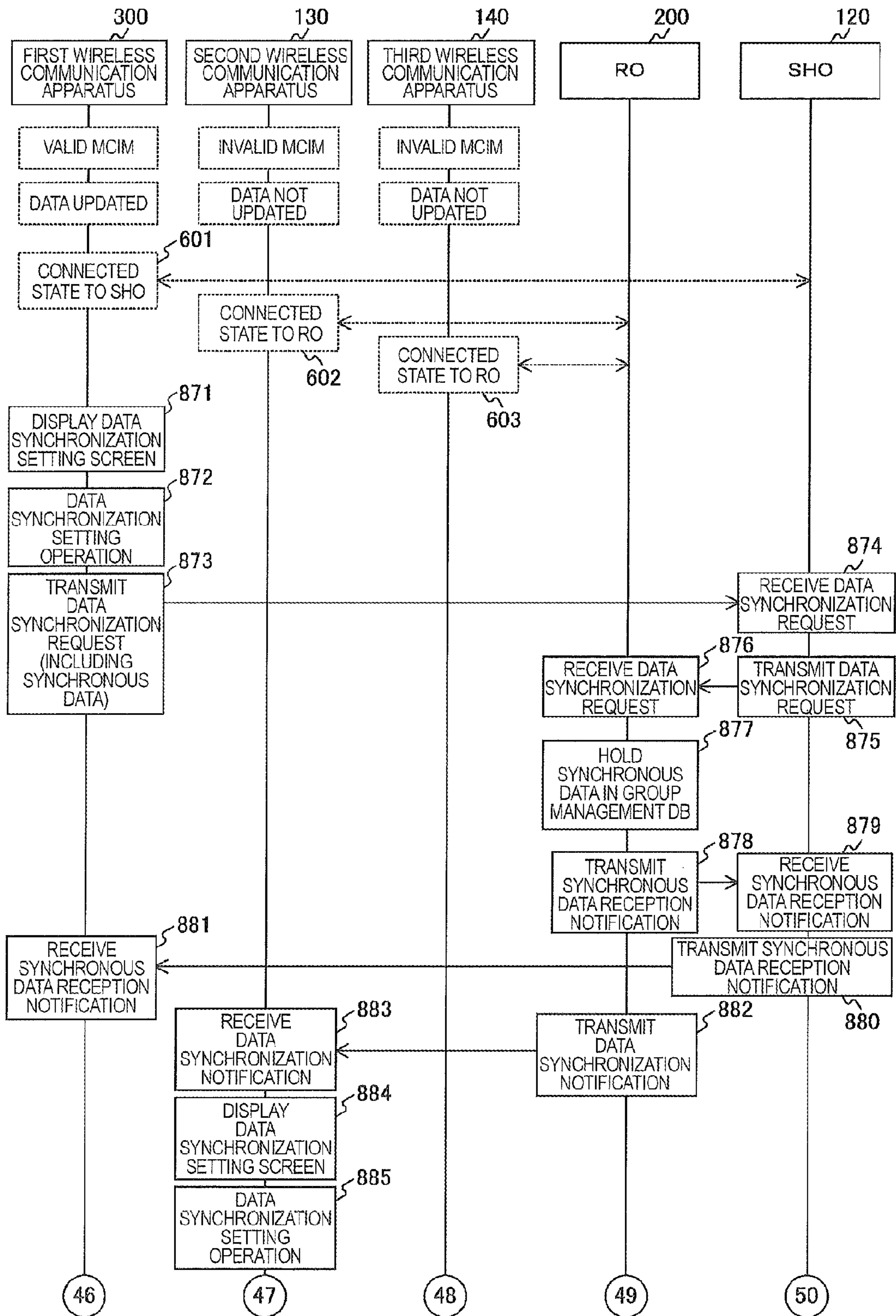
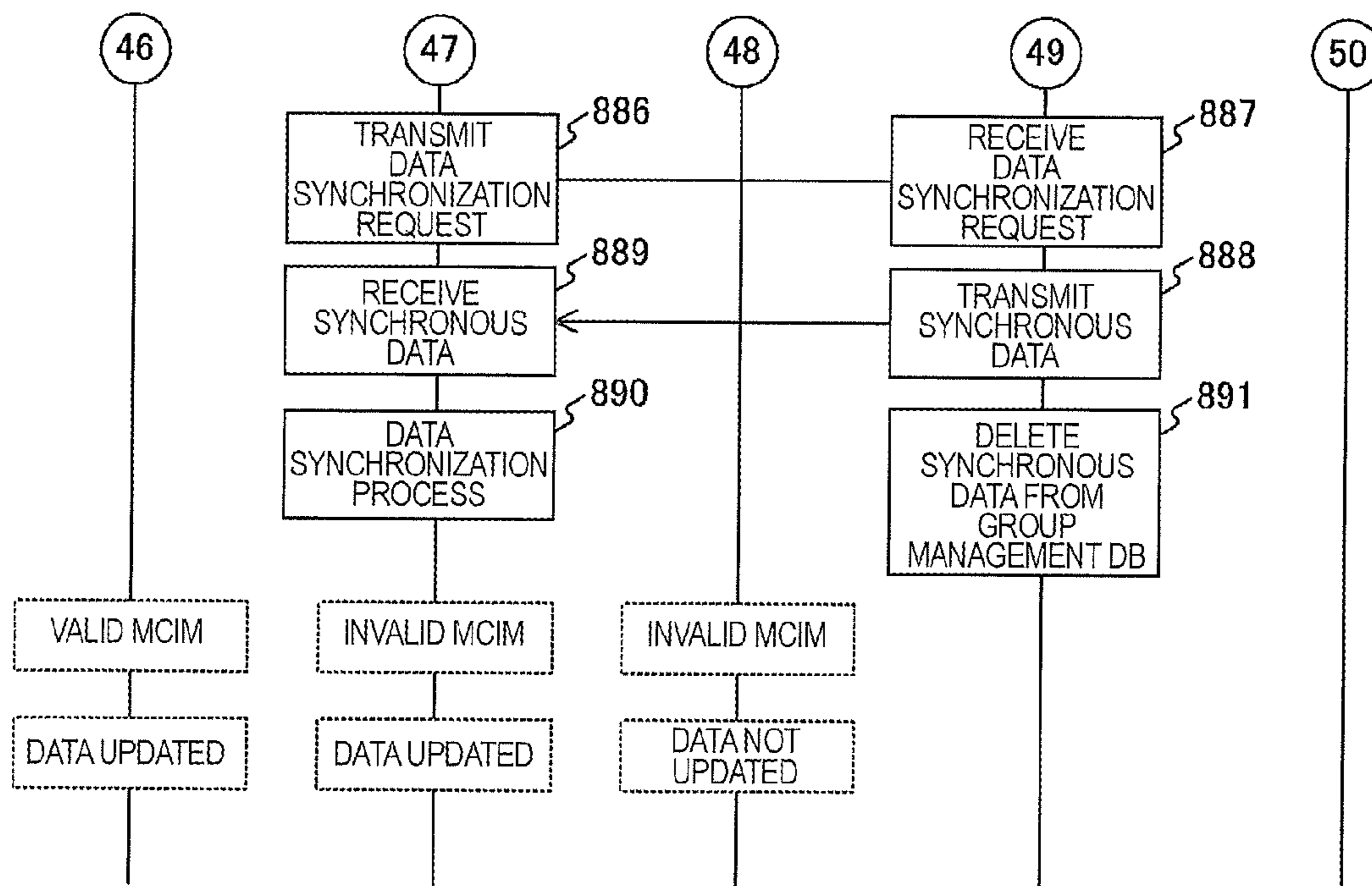


FIG. 41





1

**WIRELESS COMMUNICATION APPARATUS,  
INFORMATION PROCESSING APPARATUS,  
COMMUNICATION SYSTEM, AND METHOD  
OF CONTROLLING WIRELESS  
COMMUNICATION APPARATUS**

TECHNICAL FIELD

The present technology relates to a wireless communication apparatus. In particular, the present technology relates to a wireless communication apparatus connected to a network, an information processing apparatus, a communication system including the wireless communication apparatus and the information processing apparatus, and a method of controlling the wireless communication apparatus.

BACKGROUND ART

An expanded functionality is being considered for the 3rd Generation Partnership Project (i.e., 3GPP) that decides the technical specification of public wireless communication networks (see, for example, Non-Patent Literature 1).

Using such an expanded functionality, known as "Machine to Machine Equipment," it will become possible to flexibly use information showing what services can be utilized. Such information may be referred to as a Machine Communication Identity Module (MCIM), which is one example of contact authentication information. As an example, it may be possible to download an MCIM from a network, and additionally or alternatively, to temporarily invalidate and then revalidate an MCIM within a network.

At present, information corresponding to an MCIM needs to be stored in a physical device called a SIM (Subscriber Identity Module) card. However, if an MCIM could be handled as software, the method of storage could be made more flexible.

CITATION LIST

Non-Patent Literature

Non-Patent Literature 1: 3GPP TR 33.812 V9.2.0(2010-06)

SUMMARY OF INVENTION

Technical Problem

By using the expanded functionality described above, it is possible to conceive new methods of using an MCIM that differ to the past.

For example, sharing an MCIM among a plurality of wireless communication apparatuses can be supposed. Thus, it is convenient if relevant data (for example, an address book or a schedule book) used among a plurality of wireless communication apparatuses can easily be shared.

The present technology is produced in view of such circumstances and an object thereof is to share data used among a plurality of wireless communication apparatuses easily.

Solution to Problem

The present technology is produced in order to solve the above-mentioned problem, and according to a first embodiment the present technology, there are provided a wireless communication apparatus, a method of controlling the wireless communication apparatus, and a program causing a com-

2

puter to execute the method, the wireless communication apparatus including an accepting unit that accepts a transfer operation to transfer a connection right from a first wireless communication apparatus to which the connection right to connect to a predetermined network using wireless communication is set to a second wireless communication apparatus to which the connection right is not set, and a control unit that, when the transfer operation is accepted, transmits a transfer request that requests the connection right to be transferred from the first wireless communication apparatus to the second wireless communication apparatus with information included in the transfer request, the information being used for synchronizing data in the second wireless communication apparatus with predetermined data in the first wireless communication apparatus. Accordingly, if the transfer operation is accepted, an operation of transmitting the transfer request that requests a transfer of the connection rights from the first wireless communication apparatus to the second wireless communication apparatus with information included in the transfer request, the information being used for synchronizing data in the second wireless communication apparatus with predetermined data in the first wireless communication apparatus is caused.

According to the first embodiment, the wireless communication apparatus may be the first wireless communication apparatus. A group sharing the connection right may be constituted of a plurality of wireless communication apparatuses including the first wireless communication apparatus and the second wireless communication apparatus. When the transfer operation is accepted, the control unit may transmit the transfer request and the predetermined data to a management system that manages the group. When the transfer request and the predetermined data are received, the management system may transmit setting information to set the connection right to the second wireless communication apparatus to cause the second wireless communication apparatus to set the connection right and transmits the predetermined data to the second wireless communication apparatus to exercise control to synchronize the data in the second wireless communication apparatus with the predetermined data. Accordingly, an operation of transmitting the transfer request and the predetermined data to a management system if the transfer operation is accepted and the management system causes an operation of setting the connection rights to the second wireless communication apparatus and synchronizing the data in the second wireless communication apparatus with the predetermined data when the transfer request and the predetermined data are received.

According to the first embodiment, the control unit may transmit the transfer request including the predetermined data to the management system as the information for synchronization. The management system may transmit the setting information to the second wireless communication apparatus with the predetermined data included in the setting information. Accordingly, an operation of transmitting the transfer request including the predetermined data to the management system as the information for synchronization is caused and the management system causes an operation of transmitting the setting information to the second wireless communication apparatus with the predetermined data included in the setting information.

According to the first embodiment, the management system may be an RO (Registration Operator). When the predetermined data is received from the first wireless communication apparatus, the RO may hold the predetermined data and transmits the held predetermined data to the second wireless communication apparatus. Accordingly, the RO causes an



operation of holding the predetermined data when the predetermined data is received from the first wireless communication apparatus and transmitting the held predetermined data to the second wireless communication apparatus.

According to the first embodiment, when the predetermined data is held, the RO may notify the second wireless communication apparatus that the predetermined data is held. Accordingly, the RO causes an operation of notifying the second wireless communication apparatus that the predetermined data is held when the predetermined data is held.

According to the first embodiment, the RO may delete the held predetermined data after the held predetermined data is transmitted to the second wireless communication apparatus. Accordingly, the RO causes an operation of deleting the held predetermined data after transmission thereof to the second wireless communication apparatus.

According to the first embodiment, when the predetermined data is not transmitted to the second wireless communication apparatus for a predetermined time or longer after the predetermined data is held, the RO may delete the predetermined data and does not transmit the predetermined data to the second wireless communication apparatus. Accordingly, the RO causes an operation of deleting the predetermined data and not transmitting the predetermined data to the second wireless communication apparatus if the predetermined data is not transmitted to the second wireless communication apparatus for a predetermined time or longer after the predetermined data is held.

According to the first embodiment, the accepting unit may accept a specifying operation to specify the predetermined time. When the specifying operation is accepted, the control unit may transmit, to the RO, time information about the specified predetermined time in association with the predetermined data. The RO may delete the predetermined data using the predetermined time related to the time information transmitted in association with the predetermined data. Accordingly, an operation of transmitting time information about the specified predetermined time in association with the predetermined data is caused if the specifying operation to specify the predetermined time is accepted and the RO causes an operation of deleting the predetermined data using the predetermined time related to the time information transmitted by being associated with the predetermined data.

According to the first embodiment, the wireless communication apparatus to which the connection right is set among the plurality of wireless communication apparatuses constituting the group may be connectable to an SHO (Selected Home Operator) based on the connection right. The wireless communication apparatus to which the connection right is not set among the plurality of wireless communication apparatuses constituting the group may be connectable only to the RO. Accordingly, an operation of connecting the wireless communication apparatus to which the connection rights are set to the SHO and the wireless communication apparatus to which the connection rights are not set to the RO.

According to the first embodiment, the wireless communication apparatus may be the second wireless communication apparatus. A group sharing the connection right may be constituted of a plurality of wireless communication apparatuses including the first wireless communication apparatus and the second wireless communication apparatus. When the transfer operation is accepted, the control unit may transmit the transfer request to a management system that manages the group. When the transfer request is received, the management system may transmit a transfer confirmation request to request permission of transfer concerning the transfer request to the first wireless communication apparatus, and when

transfer confirmation information permitting the transfer concerning the transfer confirmation request and the predetermined data are transmitted from the first wireless communication apparatus, the management system may transmit setting information to set the connection right to the second wireless communication apparatus to cause the second wireless communication apparatus to set the connection right and transmits the predetermined data to the second wireless communication apparatus to exercise control to synchronize the data in the second wireless communication apparatus with the predetermined data. Accordingly, an operation of transmitting the transfer request to the management system is caused if the transfer operation is accepted and the management system causes an operation of transmitting a transfer confirmation request to request permission of the transfer concerning the transfer request to the first wireless communication apparatus when the transfer request is received and setting the connection rights to the second wireless communication apparatus and synchronizing the data in the second wireless communication apparatus with the predetermined data when transfer confirmation information permitting the transfer concerning the transfer confirmation request and the predetermined data are transmitted and received from the first wireless communication apparatus.

According to the first embodiment, the first wireless communication apparatus may transmit the transfer confirmation information to the management system with the predetermined data included in the transfer confirmation information. The management system may transmit the setting information to the second wireless communication apparatus with the predetermined data included in the setting information. Accordingly, the first wireless communication apparatus causes an operation of transmitting the transfer confirmation information to the management system with the predetermined data included in the transfer confirmation information and the management system causes an operation of transmitting the setting information to the second wireless communication apparatus with the predetermined data included in the setting information.

According to the first embodiment, the predetermined data may be content intended for a data synchronization process between the first wireless communication apparatus and the second wireless communication apparatus. Accordingly, an operation of setting content intended for a data synchronization process between the first wireless communication apparatus and the second wireless communication apparatus as the predetermined data is caused.

According to the first embodiment, the control unit may transmit the transfer request including the information to synchronize the content in the second wireless communication apparatus with newly updated content in the first wireless communication apparatus. Accordingly, an operation of transmitting the transfer request including the information to synchronize the content in the second wireless communication apparatus with newly updated content in the first wireless communication apparatus is caused.

According to the first embodiment, the accepting unit may accept the transfer operation and a synchronization instruction operation to synchronize the data in the second wireless communication apparatus with the predetermined data. The control unit may transmit the transfer request when the transfer operation and the synchronization instruction operation are accepted, and the control unit may transmit the transfer request without including the information for synchronization in the transfer request when only the transfer operation is accepted. Accordingly, an operation of transmitting the transfer request if the transfer operation and the synchronization



instruction operation are accepted and transmitting the transfer request without including the information for synchronization in the transfer request if only the transfer operation is accepted is caused.

According to the first embodiment, the connection right may be a right to connect to a base station based on contract authentication information to connect to the base station operated by a communication operator. Accordingly, an operation of setting rights to connect to a base station based on contract authentication information to connect to the base station operated by a communication operator as the connection rights is caused.

According to a second embodiment of the present technology, there are provided an information processing apparatus, a method of controlling the information processing apparatus, and a program causing a computer to execute the method, the information processing apparatus including a receiving unit that receives a transfer request that requests a connection right to be transferred from a first wireless communication apparatus to which the connection right to connect to a predetermined network using wireless communication is set to a second wireless communication apparatus to which the connection right is not set, the transfer request including information used for synchronizing data in the second wireless communication apparatus with predetermined data in the first wireless communication apparatus, and a control unit that, when the transfer request is received, transmits setting information to set the connection right to the second wireless communication apparatus to cause the second wireless communication apparatus to set the connection right and transmits the predetermined data to the second wireless communication apparatus to exercise control to synchronize the data in the second wireless communication apparatus with the predetermined data. Accordingly, an operation of setting the connection rights to the second wireless communication apparatus and synchronizing the data in the second wireless communication apparatus with the predetermined data when the transfer request is received is caused.

According to a third embodiment of the present technology, there are provided a communication system, a method of controlling the communication system, and a program causing a computer to execute the method, the communication system including a wireless communication apparatus including an accepting unit that accepts a transfer operation to transfer a connection right from a first wireless communication apparatus to which the connection right to connect to a predetermined network using wireless communication is set to a second wireless communication apparatus to which the connection right is not set and a control unit that, when the transfer operation is accepted, transmits a transfer request that requests the connection right to be transferred from the first wireless communication apparatus to the second wireless communication apparatus with information included in the transfer request, the information being used for synchronizing data in the second wireless communication apparatus with predetermined data in the first wireless communication apparatus, and an information processing apparatus that, when the transfer request is received, transmits setting information to set the connection right to the second wireless communication apparatus to cause the second wireless communication apparatus to set the connection right and transmits the predetermined data to the second wireless communication apparatus to exercise control to synchronize the data in the second wireless communication apparatus with the predetermined data. Accordingly, the wireless communication apparatus causes an operation of transmitting the transfer request if the transfer operation is accepted and the informa-

tion processing apparatus causes an operation of setting the connection rights to the second wireless communication apparatus and synchronizing the data in the second wireless communication apparatus with the predetermined data when the transfer request is received.

#### Advantageous Effects of Invention

According to the present technology, an excellent effect of being able to easily share data used among a plurality of wireless communication apparatuses can be achieved.

#### BRIEF DESCRIPTION OF DRAWINGS

FIG. 1 is a simplified diagram showing one example usage of a plurality of wireless communication apparatus (devices) according to a first exemplary embodiment.

FIG. 2 is a simplified diagram showing transition examples of address books entered in each wireless communication apparatus, according to the first exemplary embodiment.

FIG. 3 is a block diagram showing an exemplary system configuration of a communication system 100, according to the first exemplary embodiment.

FIG. 4 is a schematically diagram of a group management database 220, according to the first exemplary embodiment.

FIG. 5 is a block diagram showing an example of an internal configuration of a first wireless communication apparatus, according to the first exemplary embodiment;

FIG. 6 is a simplified diagram showing transfer examples of use rights over MCIM among a plurality of wireless communication apparatuses, according to the first exemplary embodiment.

FIG. 7 is a diagram showing an exemplary display screen (group list display screen 500) displayed in a display unit 370 of the first wireless communication apparatus 300, according to the first exemplary embodiment.

FIG. 8 is a diagram showing an exemplary display screen (transfer confirmation screen 510) displayed in the display unit 370 of a second wireless communication apparatus 130, according to the first exemplary embodiment.

FIG. 9 is a diagram showing exemplary display screens (transfer result notification screens 520, 530) displayed in the display unit 370 of the wireless communication apparatus, according to the first exemplary embodiment.

FIG. 10 is a sequence chart of an exemplary communication process performed by various apparatuses of the communication system 100, according to the first exemplary embodiment.

FIG. 11 is a sequence chart of an exemplary communication process performed by various apparatuses of the communication system 100, according to the first exemplary embodiment.

FIG. 12 is a sequence chart of an exemplary communication process performed by various apparatuses of the communication system 100, according to the first exemplary embodiment.

FIG. 13 is a sequence chart of an exemplary communication process performed by various apparatuses of the communication system 100, according to the first exemplary embodiment.

FIG. 14 is a sequence chart of an exemplary communication process performed by various apparatuses of the communication system 100, according to the first exemplary embodiment.

FIG. 15 is a sequence chart of an exemplary communication process performed by various apparatuses of the communication system 100, according to the first exemplary embodiment.



FIG. 16 is a sequence chart of an exemplary communication process performed by various apparatuses of the communication system 100, according to the first exemplary embodiment.

FIG. 17 is a flowchart of an exemplary communication process performed by a first wireless communication apparatus 300, according to the first exemplary embodiment.

FIG. 18 is a flowchart of an exemplary communication process performed by a second wireless communication apparatus 130, according to the first exemplary embodiment.

FIG. 19 is a flowchart of an exemplary communication process performed by the first wireless communication apparatus 300, according to the first exemplary embodiment.

FIG. 20 is a flowchart of an exemplary communication process performed by the second wireless communication apparatus 130, according to the first exemplary embodiment.

FIG. 21 is a flowchart of an exemplary communication process performed by a RO 200, according to the first exemplary embodiment.

FIG. 22 is a flowchart of an exemplary communication process performed by a wireless communication apparatus, according to the first exemplary embodiment.

FIG. 23 is a flowchart of an exemplary communication process performed by the RO 200, according to the first exemplary embodiment.

FIG. 24 is a sequence chart of an exemplary communication process performed by various apparatuses of the communication system 100, according to the second exemplary embodiment.

FIG. 25 is a sequence chart of an exemplary communication process performed by various apparatuses of the communication system 100, according to the second exemplary embodiment.

FIG. 26 is a sequence chart of an exemplary communication process performed by various apparatuses of the communication system 100, according to the second exemplary embodiment.

FIG. 27 is a sequence chart of an exemplary communication process performed by various apparatuses of the communication system 100, according to the second exemplary embodiment.

FIG. 28 is a sequence chart of an exemplary communication process performed by various apparatuses of the communication system 100, according to the second exemplary embodiment.

FIG. 29 is a sequence chart of an exemplary communication process performed by various apparatuses of the communication system 100, according to the second exemplary embodiment.

FIG. 30 is a sequence chart of an exemplary communication process performed by various apparatuses of the communication system 100, according to the second exemplary embodiment.

FIG. 31 is a flowchart of an exemplary communication process performed by the first wireless communication apparatus 300, according to the second exemplary embodiment.

FIG. 32 is a flowchart of an exemplary communication process performed by the second wireless communication apparatus 130, according to the second exemplary embodiment.

FIG. 33 is a flowchart of an exemplary communication process performed by the first wireless communication apparatus 300, according to the second exemplary embodiment.

FIG. 34 is a flowchart of an exemplary communication process performed by the second wireless communication apparatus 130, according to the second exemplary embodiment.

FIG. 35 is a flowchart of an exemplary communication process performed by a RO 200, according to the second exemplary embodiment.

FIG. 36 is a flowchart of an exemplary communication process performed by a wireless communication apparatus, according to the second exemplary embodiment.

FIG. 37 is a flowchart of an exemplary communication process performed by the RO 200, according to the second exemplary embodiment.

FIG. 38 is a sequence chart showing an exemplary communication process between each apparatus constituting the communication system 100, according to a modification of an exemplary embodiment.

FIG. 39 is a sequence chart showing an exemplary communication process between each apparatus constituting the communication system 100, according to a modification of an exemplary embodiment.

FIG. 40 is a sequence chart showing an exemplary communication process between each apparatus constituting the communication system 100, according to a modification of an exemplary embodiment.

FIG. 41 is a sequence chart showing an exemplary communication process between each apparatus constituting the communication system 100, according to a modification of an exemplary embodiment.

## DESCRIPTION OF EMBODIMENTS

Forms to carry out the present technology (hereinafter, called embodiments) will be described below. The description will be provided in the following order:

1. First embodiment (data synchronization process control: example of performing a data synchronization process with synchronous data included in transmission data related to a transfer process of MCIM (Machine Communication Identity Module))

2. Second embodiment (data synchronization process control: example of performing a data synchronization process by transmitting synchronous data separately from transmission data related to a transfer process of MCIM)

3. Modification

<1. First Embodiment>

[Example Usage of Wireless Communication Apparatuses]

FIG. 1 is a simplified diagram showing one example usage of a plurality of wireless communication apparatuses (devices) according to the first embodiment of the present technology. More specifically, usage states of three wireless communication apparatuses (a first wireless communication apparatus 300, a second wireless communication apparatus 130, and a third wireless communication apparatus 140) owned by a user 10 are shown.

FIG. 1A shows a state in which the user 10 uses three wireless communication apparatuses (the first wireless communication apparatus 300, the second wireless communication apparatus 130, and the third wireless communication apparatus 140). FIG. 1B shows a state in which the user 10 uses one wireless communication apparatus (the first wireless communication apparatus 300) by holding the apparatus in his (her) hand. Also, a state in which two wireless communication apparatuses (the second wireless communication apparatus 130, and the third wireless communication apparatus 140) are placed in a relatively distant place (a distance indicated by an arrow 30 apart) is shown. For example, a case when the user 10 uses one wireless communication apparatus (the first wireless communication apparatus 300) outside a house 20 and two wireless communication apparatuses (the



second wireless communication apparatus **130**, and the third wireless communication apparatus **140**) are placed in the house **20** is assumed.

The first wireless communication apparatus **300** is, for example, a mobile phone (a smartphone equipped with a calling function and a data communication function, for example) and the second wireless communication apparatus **130** is, for example, an electronic book display apparatus equipped with a wireless communication function. The third wireless communication apparatus **140** is, for example, an information processing apparatus (a notebook PC) equipped with a wireless communication function. It is also assumed that these three wireless communication apparatuses are equipped with a management function to manage an address book or a schedule book.

For example, when, as shown in FIG. **1B**, the user **10** uses the first wireless communication apparatus **300** outside the house **20**, a case of entering a new contact address in an address book in the first wireless communication apparatus **300** can be assumed. Update examples of the address books in this case are shown in FIG. **2**.

[Update Examples of the Address Books]

FIG. **2** is a simplified diagram showing transition examples of address books entered in each wireless communication apparatus according to the first embodiment of the present technology.

In FIG. **2**, a case in which a new contact address (contact address surrounded by a frame **304** of a thick broken line) is entered in the address book of the first wireless communication apparatus **300** (lower side of FIG. **2**) when the address book of the same content is entered in each wireless communication apparatus (upper side of FIG. **2**) is assumed.

Also in FIG. **2**, the transition of the address book of the first wireless communication apparatus **300** is shown in a frame **301**, the transition of the address book of the second wireless communication apparatus **130** is shown in a frame **131**, and the transition of the address book of the third wireless communication apparatus **140** is shown in a frame **141**.

In addition, an address book (address book **302**) before a new contact address is entered (before the update) in the first wireless communication apparatus **300** and an address book (address book **303**) after the entry (after the update) are shown in the frame **301**. Similarly, address books (an address book **132** and an address book **142**) before a new contact address is entered (before the update) in the first wireless communication apparatus **300** and address books (an address book **133** and an address book **143**) after the entry (after the update) are shown in the frame **131** and the frame **141** respectively. In FIG. **2**, examples in which only the name and the phone number are entered in the address book are shown to simplify the description. In addition, simplified characters (KEISUKE, RYOKO and so on) are shown for the name and only simplified numeric values (000000, 111111 and so on) are shown for the phone number.

In the address book **303**, a newly entered contact address is indicated by the frame (the frame **304**) of a thick broken line.

As shown in the frame **304** of the address book **133**, when the user **10** enters a new contact address, the entered contact address is entered in the address book of the wireless communication apparatus (the first wireless communication apparatus **300**) on which the entry operation is performed. Here, a case when the new contact address entered on the first wireless communication apparatus **300** is entered on the second wireless communication apparatus **130** and the third wireless communication apparatus **140** is assumed. For example, a case when the user **10** performs an entry operation to enter the new contact address on each of the second wire-

less communication apparatus **130** and the third wireless communication apparatus **140** can be assumed. In this case, however, it is necessary to perform an entry operation on each wireless communication apparatus and the entry operation becomes complicated. Thus, performing data communication (for example, short-distance wireless communication) between each wireless communication apparatus to perform a data synchronization process for each piece of data of the address book can be considered.

However, as shown in FIG. **1B**, such data communication cannot be performed when wireless communication apparatuses are widely apart. Thus, causing each wireless communication apparatus to hold contract authentication information before performing a data synchronization process by data communication via a predetermined network can be considered. In this case, it is necessary to cause each wireless communication apparatus to hold contract authentication information and thus, the cost for the contract is needed. Therefore, in the first embodiment, an example in which a contact address newly entered on the first wireless communication apparatus **300** is easily synchronized (shared) with the second wireless communication apparatus **130** and the third wireless communication apparatus **140** is shown.

[Example Configuration of Communication System]

FIG. **3** is a block diagram showing an exemplary system configuration of a communication system **100** according to the first embodiment of the present disclosure.

The communication system **100** includes a public network **110**, base stations **121**, **122**, **206**, the first wireless communication apparatus **300**, the second wireless communication apparatus **130**, and the third wireless communication apparatus **140**. The communication system **100** also includes an SHO (Selected Home Operator) **120** and an RO (Registration Operator) **200**. Thus, in the first embodiment of the present technology, a network configuration example constituted of the SHO **120** and the RO **200** is shown (see, for example, Non-Patent Literature 1).

Here, RO and SHO show logical roles and a case in which RO and SHO are operated by different operators can be assumed, but also a case in which RO and SHO are operated by the same operator can be assumed. In addition, a case in which a plurality of RO or a plurality of SHO is present can be assumed. Each of RO and SHO may be configured integrally as an information processing apparatus or constituted of a plurality of apparatuses. Here, RO and SHO mean relative roles when a wireless communication apparatus having a valid MCIM (Machine Communication Identity Module) is used as a reference. Thus, there is a possibility that RO for one wireless communication apparatus corresponds SHO for another wireless communication apparatus.

For example, a case when the first wireless communication apparatus **300** holds a valid MCIM (use rights over MCIM) and the second wireless communication apparatus **130** and the third wireless communication apparatus **140** hold no valid MCIM is assumed. In this case, only the first wireless communication apparatus **300** can connect to the SHO **120**. In contrast, the second wireless communication apparatus **130** and the third wireless communication apparatus **140** holding no MCIM can be connected to the RO **200** based on PCID (Provisional Connectivity Identity).

The MCIM is an example of contract authentication information and the contract authentication information is information including subscriber information of the telephone and information of authentication. The MCIM is contract authentication information (so-called soft SIM (Subscriber Identity Module)) that is not limited to a specific communication operator when, for example, a device is purchased and allows



the user to flexibly set the communication operator after the purchase. A case when no valid MCIM is held means, for example a case when MCIM itself is not held or only MCIM invalidated by an invalidation process of MCIM is held.

PCID is an identifier (for example, terminal identification information **225** in a network shown in FIG. 4) to connect to RO and is attached to all wireless communication apparatuses (devices).

By transferring use rights over MCIM (rights of using an MCIM) between a plurality of wireless communication apparatuses, MCIM can be shared among the plurality of wireless communication apparatuses. In this case, the plurality of wireless communication apparatuses related to the sharing can be set as a group. The group can be managed by a group management database **220**.

The public network **110** is a public network such as a telephone network, the Internet and the like. The public network **110** and the SHO **120** are connected via a gateway (not shown). Similarly, the public network **110** and the RO **200** are connected via a gateway (not shown).

The SHO **120** is a communication control apparatus managed by a wireless operator providing wireless connection services. The SHO **120** provides Internet services and the like and corresponds to, for example, a wireless operator (for example, a mobile phone operator) providing wireless connection services. The SHO **120** includes a control unit **125**.

The control unit **125** carries out authentication control of wireless communication apparatuses connected via the base stations **121**, **122**. For example, among wireless communication apparatuses connected via the base stations **121**, **122**, the control unit **125** authenticates wireless communication apparatuses having valid MCIM (contract authentication information) of the SHO **120**. Then, the SHO **120** connects authenticated wireless communication apparatuses to the public network **110** via a gateway (not shown).

The control unit **125** is connected to RO **200** to exchange various kinds of information with the RO **200**. A wireless communication apparatus holding no valid MCIM (contract authentication information) can be connected (limited connection) to the RO **200** via the SHO **120** based on PCID of the wireless communication apparatus. When a transfer request of MCIM is received from a wireless communication apparatus, the control unit **125** transmits the transfer request to the RO **200**.

The base stations **121**, **122** are mobile communication base stations (Node B) that connect the first wireless communication apparatus **300**, the second wireless communication apparatus **130**, and the third wireless communication apparatus **140**, and the SHO **120** via wireless lines **126** to **129**.

For example, in the communication system **100**, a wireless communication apparatus holding valid MCIM is connected to the base stations **121**, **122** via the wireless lines **126** to **129** before being connected to the SHO **120** via the base stations **121**, **122**. When a wireless communication apparatus holding a valid MCIM is connected to the RO **200**, the wireless communication apparatus is connected to the RO **200** via the SHO **120**.

A wireless communication apparatus holding no valid MCIM can be connected (limited connection) to the RO **200** via a wireless line **207** and the base station **206** based on PCID of the wireless communication apparatus. A wireless communication apparatus holding no valid MCIM can be connected to any of the base stations **121**, **122**, **206** depending on the position of use and can be connected to the RO **200** via these base stations.

The RO **200** provides services such as initial connection registration and includes a communication unit **205**, a control

unit **210**, and the group management database **220**. The RO **200** is an example of a management system and an information processing apparatus described in claims.

The communication unit **205** transmits and receives various kinds of information based on the control of the control unit **210**. The communication unit **205** is connected to the SHO **120** and the base station **206** to transmit and receive various kinds of information to/from each wireless communication apparatus connected via these units.

The control unit **210** carries out control of a wireless communication apparatus connected via the communication unit **205** (or via the communication unit **205** and the SHO **120**). For example, the control unit **210** acquires information (group information) about a group constituted of a plurality of wireless communication apparatuses sharing an MCIM from the group management database **220** and supplies the group information to the wireless communication apparatuses via the communication unit **205** and the SHO **120**.

Here, the above group will be described. The group is a group that shares network connection rights. The network connection rights (connection rights) are rights to connect to a predetermined network (for example, the public network **110**) using wireless communication and corresponds to, for example, MCIM use rights. That is, network connection rights are rights to connect to a base station based on MCIM (contract authentication information) to connect to the base station operated by a communication operator. In addition, presence/absence of network connection rights corresponds to presence/absence of use rights over MCIM.

The group management database **220** is a database to manage groups constituted of a plurality of wireless communication apparatuses sharing MCIM. The group management database **220** will be described in detail with reference to FIG. 4.

For example, the communication unit **205** receives a transfer request of MCIM from the first wireless communication apparatus **300**. The transfer request of MCIM requests, for example, the transfer of use rights over MCIM from the first wireless communication apparatus **300** to which use rights over MCIM (connection rights) are set to the second wireless communication apparatus **130** to which use rights over MCIM are not set. The transfer request of MCIM includes information to synchronize data (for example, an address book) in the second wireless communication apparatus **130** with predetermined data (for example, an address book) in the first wireless communication apparatus **300** during a transfer process. If, for example, the transmission source of the transfer request of MCIM is the transfer source of use rights over MCIM, the information for synchronization is predetermined data of the transfer source. If the transmission source of the transfer request of MCIM is the transfer destination of use rights over MCIM, the information for synchronization is information to request predetermined data in the transfer source. The RO **200** acquires predetermined data in the transfer source based on the information. The communication unit **205** is an example of a receiving unit described in claims.

When the transfer request of MCIM is received, the control unit **210** transmits setting information to set use rights over MCIM to the second wireless communication apparatus **130** to allow the second wireless communication apparatus **130** to set use rights over MCIM. When the transfer request of MCIM is received, the control unit **210** also transmits the predetermined data to the second wireless communication apparatus **130** to carry out control to synchronize data in the second wireless communication apparatus **130** with the predetermined data. Whether use rights over MCIM are set to a wireless communication apparatus can be determined based



on content (for example, valid/invalid information **226** shown in FIG. 4) of the group management database **220**.

An example of transferring use rights over MCIM (transfer example of network connection rights) in the communication system **100** will be described. For example, each wireless communication apparatus is caused to hold an MCIM. Then, use rights over MCIM can be transferred by MCIM held by each wireless communication apparatus being validated/invalidated by the SHO **120** based on instructions from the control unit **210**. Incidentally, an MCIM held by each wireless communication apparatus can also be validated/invalidated on the side of the RO **200**. Thus, use rights over MCIM may be transferred by an MCIM held by each wireless communication apparatus being validated/invalidated by the control unit **210**.

Instead of causing each wireless communication apparatus to hold an MCIM, use rights over MCIM may be transferred by transferring the MCIM itself. For example, a case when use rights over MCIM are transferred from the first wireless communication apparatus **300** to the second wireless communication apparatus **130** is assumed. For example, a transfer request of MCIM is transmitted from the first wireless communication apparatus **300** to the control unit **210**. In this case, an MCIM held by the first wireless communication apparatus **300** is invalidated (deleted) by the SHO **120** based on instructions from the control unit **210**. In addition, transfer information (setting information including the MCIM) is transmitted from the SHO **120** to the second wireless communication apparatus **130** via the control unit **210**. By causing the second wireless communication apparatus **130** to hold the MCIM included in the transfer information, the valid MCIM is set to the second wireless communication apparatus **130**.

[Example Configuration of Group Management Database]

FIG. 4 is a schematically diagram of a group management database **220**, according to the first exemplary embodiment.

FIG. 4 shows a case when the first wireless communication apparatus **300**, the second wireless communication apparatus **130**, and the third wireless communication apparatus **140** are entered in a group AB.

In the group management database **220**, a group name **221**, a group ID **222**, a group password **223**, a device name **224**, terminal identification information **225**, valid/invalid information **226**, and a synchronous data **227** are stored so as to be associated with one another in group units. Such information is successively updated by the control unit **210** based on requests (group addition requests, group deletion requests) from the respective wireless communication apparatuses, for example.

A name assigned to a group is stored in the group name **221**. Such name is stored for example when a group is generated.

A group ID assigned to a group is stored in the group ID **222**. A password assigned to a group is stored in the group password **223**. A group addition request for adding a new wireless communication apparatus to the group is made using such ID and password. The respective wireless communication apparatuses belonging to a group may store in advance the ID and password assigned to such group (for example, storage in a memory **340** shown in FIG. 5). Alternatively, an arrangement may be used where the ID and password are not stored in a wireless communication apparatus and are inputted each time by the user.

Names assigned to the wireless communication apparatus are stored in the device name **224**. As one example, such names are stored when devices are newly added to a group of wireless communication apparatuses.

Terminal identification numbers of wireless communication apparatuses are stored in the terminal identification information **225**. Terminal identification information is identification information for identifying a wireless communication apparatus, and as one example a PCID is stored. In FIGS. 4(a) and 4(b), "PCID#1" in the terminal identification information **225** corresponds to the first wireless communication apparatus **300**. In the same way, "PCID#2" in the terminal identification information **225** corresponds to the second wireless communication apparatus **130** and "PCID#3" in the terminal identification information **225** corresponds to the third wireless communication apparatus **140**.

Information showing whether the MCIM at the wireless communication apparatus is valid or invalid (or an MCIM is yet to be stored) is stored in the valid/invalid information **226**. Note that in FIG. 4(a), for ease of explanation, a wireless communication apparatus where the MCIM is valid is shown as "valid" and a wireless communication apparatus where the MCIM is invalid is shown as "invalid".

Data (synchronous data) used for a data synchronization process when the data synchronization process is performed between wireless communication apparatuses belonging to the group is temporarily stored in the synchronous data **227**. For example, synchronous data transmitted from the transfer source of use rights over MCIM is stored in the synchronous data **227** and the synchronous data stored in the synchronous data **227** is transmitted to the transfer destination of the use rights over MCIM. Regarding synchronous data transmitted to the transfer destination of the use rights over MCIM in this manner, deletion processes are successively performed thereon by the control unit **210**.

In this manner, groups constituted of a plurality of wireless communication apparatuses sharing an MCIM are managed in the group management database **220**. In the first embodiment of the present technology, the description is provided by assuming that a data synchronization process is performed between wireless communication apparatuses belonging to the same group.

[Example Configuration of Wireless Communication Apparatus]

FIG. 5 is a block diagram showing an example of the internal configuration of the first wireless communication apparatus **300** according to the first embodiment of the present disclosure. Note that since the internal configurations of the second wireless communication apparatus **130** and the third wireless communication apparatus **140** are the same as that of the first wireless communication apparatus **300**, description thereof is omitted here. Also, in FIG. 6 onwards, when describing the second wireless communication apparatus **130** or the third wireless communication apparatus **140**, names and reference numerals corresponding to the first wireless communication apparatus **300** are used.

The first wireless communication apparatus **300** includes an antenna **311**, an antenna sharing unit **312**, a modulating unit **321**, a demodulating unit **322**, a control unit **330**, a memory **340**, and the MCIM information storage unit **350**. The first wireless communication apparatus **300** also includes an operation unit **360**, a display unit **370**, a location information acquiring unit **380**, a microphone **391**, and a speaker **392**. Such components are connected by a bus **331**. As one example, the first wireless communication apparatus **300** is realized by a mobile telephone apparatus capable of telephone calls and data communication.

For example, when a reception process is carried out, radio waves received by the antenna **311** are demodulated via the antenna sharing unit **312** by the demodulating unit **322** and demodulated reception data is supplied to the control unit



**330**. When the reception process is an incoming call process, the demodulated reception data (audio data) is outputted via the control unit **330** from the speaker **392** as sound.

When, for example, a transmission process is carried out, the transmission data outputted by the control unit **330** is modulated by the modulating unit **321** and the modulated transmission data is transmitted via the antenna sharing unit **312** from the antenna **311**. When the transmission process is an outgoing call process, audio data inputted from the microphone **391** is modulated via the control unit **330** by the modulating unit **321** and modulated transmission data (audio data) is transmitted via the antenna sharing unit **312** from the antenna **311**.

The control unit **330** carries out various control based on a control program stored in the memory **340**. As one example, the control unit **330** is constructed of a microprocessor. For example, the control unit **330** is connected to the modulating unit **321** and the demodulating unit **322** and transmits and receives various data to and from the SHO **120** connected via the base stations **121**, **122**. The control unit **330** also carries out a connection process that connects to the RO **200** (with a limited connection) via a wireless connection based on the PCID, for example, without using the MCIM.

The memory **340** is a memory storing a control program for enabling the control unit **330** to carry out various controls, in addition to transmission data, reception data, and the like. As examples, the memory **340** is constructed of ROM (Read Only Memory) and/or RAM (Random Access Memory). Terminal identification information (PCID#1) for specifying the first wireless communication apparatus **300** and a device name (for example, the device name **224** shown in FIG. 4(a)) of the first wireless communication apparatus **300** are also stored in the memory **340**. Such device name is registered for example by a user operation. The ID and password assigned to the group AB to which the first wireless communication apparatus **300** belongs (as one example, the group ID **222** and the group password **223** shown in FIG. 4(a)) are also stored in the memory **340**. As one example, such group ID and password are included in a group addition authentication result given in response to a group addition request, transmitted from the RO **200**, and stored in the memory **340**.

In addition, content of the address book (for example, the address book **302** shown in FIG. 2) and schedule book is recorded in the memory **340**.

The MCIM information storage unit **350** is a memory storing an MCIM (contract authentication information). As the MCIM information storage unit **350**, as examples it is possible to use a UICC (Universal Integrated Circuit) card or a dedicated memory for securely storing an MCIM. Note that when a UICC card is used as the MCIM information storage unit **350**, instead of the MCIM being permanently written, a card capable of a validation process and an invalidation process for the MCIM is used. That is, a device that enables the control unit **330** to carry out a validation process and an invalidation process for an MCIM based on transfer information that has been received from the antenna **311** and demodulated is used. Also, a device that allows the MCIM to be rewritten is used. Note that the validation process and invalidation process for the MCIM can be carried out according to the validation process and invalidation process defined by 3GPP (Third Generation Partnership Project). Also, by providing a secure region in the memory **340**, the MCIM information storage unit **350** may be provided inside the memory **340**.

The operation unit **360** is an operation accepting unit accepting operation input operated by the user and outputs a signal to a control unit **330** in accordance with the accepted

operation input. The operation unit **360** includes various keys such as numeric keys and alphabetical keys. The operation unit **360** accepts a transfer operation (transfer instruction operation of an MCIM) to transfer use rights over MCIM. The operation unit **360** is an example of an accepting unit described in claims.

The display unit **370** is a display unit displaying various kinds of information (character information, time information and the like) based on the control of the control unit **330**. The display unit **370** displays information (for example, display screens shown in FIGS. 7 to 9) to transfer use rights over MCIM. As the display unit **370**, for example, a display panel such as an organic EL (Electro Luminescence) panel, an LCD (Liquid Crystal Display) panel or the like can be used. The operation unit **360** and the display unit **370** can integrally be configured by using a touch panel on which the user can do operation input by touching a display surface with a user's finger or bringing a user's finger closer to the display surface.

When, for example, a transfer instruction operation of MCIM is accepted by the operation unit **360**, the control unit **330** carries out control to transmit a transfer request of MCIM to the RO **200**. The transfer request of MCIM requests the transfer of use rights over MCIM from the transfer source to the transfer destination. In addition, as described above, the transfer request of MCIM includes information to synchronize data in the transfer destination with predetermined data in the transfer source during a transfer process.

If, for example, the first wireless communication apparatus **300** holds use rights over MCIM, the control unit **330** transmits predetermined data (synchronous data for the data synchronization process) stored in the memory **340** to the RO **200** as the information for synchronization. The predetermined data is, for example, content (for example, an address book and a schedule book) for a data synchronization process between the transfer source and the transfer destination of MCIM. That is, the transfer request of MCIM includes information to synchronize content in the transfer destination of MCIM with content newly updated in the transfer source of MCIM.

A synchronization instruction operation to perform a data synchronization process between the transfer source and the transfer destination of MCIM may be separated from a synchronization instruction operation of MCIM. In this case, when a synchronization instruction operation of MCIM and a synchronization instruction operation are accepted, the control unit **330** transmits a transfer request of the MCIM and predetermined data to the RO **200**. On the other hand, only a synchronization instruction operation of MCIM is received, the control unit **330** does not transmit predetermined data and transmits only a transfer request to transfer use rights over MCIM.

When, for example, predetermined data (synchronous data) is received from the first wireless communication apparatus **300**, the RO **200** holds the predetermined data in the group management database **220**. The RO **200** transmits the predetermined data held in the group management database **220** to the transfer destination of the MCIM. After the predetermined data is transmitted to the transfer destination of the MCIM, the RO **200** deletes the predetermined data held in the group management database **220**. If the predetermined data is not transmitted to the transfer destination of MCIM after being held in a predetermined time (for example, 10 min) or longer, the RO **200** may delete the predetermined data without transmitting the data. The predetermined time can be made changeable by a user operation. That is, the user performs a transfer instruction operation of MCIM and also a specification operation to specify the predetermined time



through the operation unit **360**. If the specification operation is accepted, the control unit **330** transmits time information of the specified predetermined time (for example, 5 min) to the RO **200** in association with the predetermined data. The RO **200** also deletes the predetermined data using the predetermined time (for example, 5 min) related to the time information transmitted in association with the predetermined data.

When, for example, predetermined data (synchronous data) from the first wireless communication apparatus **300** is held by the group management database **220**, the RO **200** may notify the transfer destination of MCIM of the above information. In this case, the information is displayed in the display unit **370** of the transfer destination.

If the first wireless communication apparatus **300** does not hold use rights over MCIM, the control unit **330** transmits only a transfer request of MCIM without transmitting predetermined data (synchronous data for the data synchronization process) stored in the memory **340** to the RO **200**. That is, the transfer request of MCIM includes information to synchronize data in the transfer destination with predetermined data in the transfer source (for example, information to request predetermined data from the transfer source), but does not include the predetermined data. In this case, when a transfer request of MCIM is received from the first wireless communication apparatus **300**, the RO **200** transmits a transfer confirmation request to request permission of the transfer related to the transfer request to the wireless communication apparatus of the transfer source. Then, if transfer confirmation information permitting the transfer related to the transfer confirmation request and the predetermined data are transmitted from the transfer source, the RO **200** transmits setting information to set use rights over MCIM to the transfer destination to cause the transfer destination to set use rights over MCIM. The RO **200** also transmits predetermined data to the transfer destination to carry out control to synchronize data in the transfer destination with the predetermined data.

The location information acquiring unit **380** acquires location information showing the location where the first wireless communication apparatus **300** is present and outputs the acquired location information to the control unit **330**. As one example, the location information acquiring unit **380** can be realized by a GPS (Global Positioning System) unit that calculates the location information using GPS signals received by a GPS signal reception antenna (not shown). The calculated location information includes various data relating to location, such as latitude, longitude, and altitude, at the time the GPS signals were received. It is also possible to use a location information acquiring apparatus acquiring location information according to a different method of acquiring location information. For example, it is possible to derive location information using access point information according to a wireless LAN (Local Area Network) present in the periphery and to use a location information acquiring apparatus that acquires such location information.

#### [Transfer Examples of Use Rights Over MCIM]

FIG. **6** is a simplified diagram showing transfer examples of use rights over MCIM among a plurality of wireless communication apparatuses according to the first embodiment of the present technology.

FIG. **6A** shows a transfer example when use rights over MCIM are transferred from the first wireless communication apparatus **300** holding MCIM use rights to the second wireless communication apparatus **130** by the first wireless communication apparatus **300** being operated by the user **10**. The first wireless communication apparatus **300** (transfer source) holds use rights over MCIM in a state before the transfer of use rights over MCIM and so the first wireless communica-

tion apparatus **300** is connected to the SHO **120**. On the other hand, the second wireless communication apparatus **130** (transfer destination) does not hold use rights over MCIM and so the second wireless communication apparatus **130** is connected to the RO **200**. The data synchronization process when the transfer process shown in FIG. **6A** is performed will be described in detail with reference to FIGS. **10**, **11**, **24**, and **25**.

FIG. **6B** shows a transfer example when use rights over MCIM are transferred from the first wireless communication apparatus **300** to the second wireless communication apparatus **130** holding no MCIM use rights by the second wireless communication apparatus **130** being operated by the user **10**. In a state before the transfer of use rights over MCIM, like in FIG. **6A**, the first wireless communication apparatus **300** (transfer source) is connected to the SHO **120** and the second wireless communication apparatus **130** (transfer destination) is connected to the RO **200**. Data sharing when the transfer process shown in FIG. **6B** is performed will be described in detail with reference to FIGS. **12**, **13**, **26**, and **27**.

FIG. **6C** shows a transfer example when use rights over MCIM are transferred from the first wireless communication apparatus **300** to the second wireless communication apparatus **130** by the third wireless communication apparatus **140** holding no MCIM use rights being operated by the user **10**. That is, in FIG. **6C**, an example in which use rights over MCIM are transferred by a wireless communication apparatus (the third wireless communication apparatus **140**) other than the transfer source and the transfer destination of use rights over MCIM being operated by the user **10**. In a state before the transfer of use rights over MCIM, like in FIG. **6A**, the first wireless communication apparatus **300** (transfer source) is connected to the SHO **120** and the second wireless communication apparatus **130** (transfer destination) is connected to the RO **200**. The third wireless communication apparatus **140** used for a transfer instruction operation of MCIM holds no use rights over MCIM and so the third wireless communication apparatus **140** is not connected to the RO **200**. Data sharing when the transfer process shown in FIG. **6C** is performed will be described in detail with reference to FIGS. **14** to **16** and **28** to **30**.

#### [Display Example of the Group List Display Screen]

FIG. **7** is a diagram showing an exemplary display screen (the group list display screen **500**) displayed in the display unit **370** of the first wireless communication apparatus **300** according to the first embodiment of the present technology.

The group list display screen **500** is a display screen to list information (group information) about each wireless communication apparatus belonging to a group and a display screen to allow the transfer of use rights over MCIM. The group list display screen **500** is displayed, for example, in accordance with a selection operation in a display screen (for example, a menu screen) to select the function the first wireless communication apparatus **300** is caused to execute. The group list display screen **500** is also displayed based on content of the group management database **220** of the RO **200**.

More specifically, a transfer destination selection area **501**, a presence/absence selection area **502** of data synchronization, a device name display area **503**, a terminal identification information display area **504**, and an MCIM valid/invalid information display area **505** are provided in the group list display screen **500**. In addition, a confirm button **506** and a back button **507** are provided in the group list display screen **500**.

In the transfer destination selection area **501**, a check box to select the wireless communication apparatus of the transfer destination when use rights over MCIM are transferred between each wireless communication apparatus belonging



to a group is displayed. For example, when a selection operation of the wireless communication apparatus of the transfer destination is performed, a “√” mark is attached to the transfer destination selection area **501** corresponding to the selected wireless communication apparatus.

In the presence/absence selection area **502** of data synchronization, a check box to select whether to perform a data synchronization process between the transfer source and the transfer destination of use rights over MCIM is displayed. Incidentally, only if the wireless communication apparatus of the transfer destination is selected from the transfer destination selection area **501**, the presence/absence selection area **502** of data synchronization corresponding to the selected wireless communication apparatus is made selectable. If, for example, a selection operation (synchronization instruction operation) selecting to perform a data synchronization process between the transfer source and transfer destination of use rights over MCIM is performed, a “√” mark is attached to the presence/absence selection area **502** of data synchronization corresponding to the selected wireless communication apparatus. That is, a “√” mark is attached to the same wireless communication apparatus in the transfer destination selection area **501** and the presence/absence selection area **502** of data synchronization.

In the device name display area **503**, the name (device name) representing each wireless communication apparatus belonging to a group is displayed. For example, the device name (device name **224** shown in FIG. 4) stored in the group management database **220** is displayed.

In the terminal identification information display area **504**, terminal identification information representing each wireless communication apparatus belonging to a group is displayed. For example, terminal identification information (terminal identification information **225** shown in FIG. 4) stored in the group management database **220** is displayed.

In the MCIM valid/invalid information display area **505**, valid/invalid information of MCIM of each wireless communication apparatus belonging to a group is displayed. For example, valid/invalid information (valid/invalid information **226** shown in FIG. 4) stored in the group management database **220** is displayed. That is, the user can grasp wireless communication apparatuses holding valid MCIM visually and easily by viewing “valid” and “invalid” displayed in the MCIM valid/invalid information display area **505**. To enable the user to grasp wireless communication apparatuses holding valid MCIM more easily, information about wireless communication apparatuses holding valid MCIM is surrounded by a rectangle **508** of a dotted line and displayed.

The confirm button **506** is a button pressed to determine an operation after the operation to transfer use rights over MCIM is performed on the group list display screen **500**.

The back button **507** is a button pressed to, for example, return to the display screen displayed immediately before.

A time specification area to perform a specification operation to specify the time (predetermined time) between the storage and deletion of synchronous data in the group management database **220** of RO **200** may be provided in the group list display screen **500**. If a time is specified in the time specification area, the control unit **330** transmits time information of the specified predetermined time (for example, 5 min) to the RO **200** in association with the synchronous data.

In addition, a target content selection area to select content (for example, an address book and a schedule book) intended for a data synchronization process may be provided in the group list display screen **500**. In this case, the data synchronization process can be performed on only content selected in the target content selection area.

[Display Example of the Transfer Confirmation Screen]

FIG. 8 is a diagram showing an exemplary display screen (transfer confirmation screen **510**) displayed in the display unit **370** of the second wireless communication apparatus **130** according to the first embodiment of the present technology.

The transfer confirmation screen **510** is a display screen causing the user to confirm the transfer of use rights over MCIM. The transfer confirmation screen **510** is a display screen for the user to confirm the transfer of use rights over MCIM by displaying information to identify the wireless communication apparatus of the transfer source or transfer destination of use rights over MCIM. More specifically, the transfer confirmation screen **510** is provided with a remote device display field **511**, an OK button **512**, and an NG button **513**.

In the remote device display field **511**, information about the wireless communication apparatus of the transfer source or transfer destination of use rights over MCIM. As information about the wireless communication apparatus of the transfer source or transfer destination, for example, the device name and terminal identification information are displayed.

In this example, the device name and terminal identification information are displayed as information about the wireless communication apparatus of the transfer source or transfer destination to notify the user of the wireless communication apparatus. Incidentally, the transfer confirmation screen **510** may be caused to display other information (for example, an image (device icon) in which a wireless communication apparatus is depicted as a graphic) included in a transfer confirmation request (shown, for example, in FIG. 10) transmitted from the control unit **210** of the RO **200**. In addition, the transfer confirmation screen may be caused to display other information (for example, a device icon) about the remote wireless communication apparatus based on, for example, registration information (for example, device icon information) held by the second wireless communication apparatus **130** together with the device name and terminal identification information.

The OK button **512** is a button pressed after the user confirms that a transfer process of use rights over MCIM is performed to/from the wireless communication apparatus displayed in the remote device display field **511**.

The NG button **513** is a button pressed when the user does not approve of a transfer process of use rights over MCIM being performed to/from the wireless communication apparatus displayed in the remote device display field **511**.

This example shows an example of determining that the user confirms that a transfer process of MCIM user rights is performed if the OK button **512** is pressed on the transfer confirmation screen **510**. However, in addition to pressing of the OK button **512**, for example, a determination that the user confirms that a transfer process of MCIM user rights is performed may be made on condition that a predetermined password (for example, a group password) is input.

[Display Example of the Transfer Result Notification Screen]

FIG. 9 is a diagram showing exemplary display screens (transfer result notification screens **520**, **530**) displayed in the display unit **370** of the wireless communication apparatus according to the first embodiment of the present technology. The transfer result notification screens **520**, **530** are display screens displayed in the wireless communication apparatuses of the transfer destination and the transfer source after the transfer process of use rights over MCIM is performed respectively.

In FIG. 9A, the transfer result notification screen **520** displayed in the wireless communication apparatus of the trans-



fer source (for example, the first wireless communication apparatus 300) after the transfer process of use rights over MCIM is performed is shown. In the transfer result notification screen 520, a notification that the transfer process of use rights over MCIM has been performed and a notification that data held by the wireless communication apparatus of the transfer destination has been synchronized with data of the transfer source are displayed and also a transfer destination device display area 521 and a confirm button 522 are displayed.

In the transfer destination device display area 521, information about the wireless communication apparatus of the transfer destination to which use rights over MCIM have been transferred. As information about the wireless communication apparatus of the transfer destination, for example, the device name and terminal identification information are displayed.

The confirm button 522 is a button pressed when a transition to another display screen (for example, an initial screen) occurs after content of the transfer result notification screen 520 is confirmed.

In FIG. 9B, the transfer result notification screen 530 displayed in the wireless communication apparatus of the transfer destination (for example, the second wireless communication apparatus 130) after the transfer process of use rights over MCIM is performed is shown. In the transfer result notification screen 530, a notification that the use rights over MCIM have been transferred and a notification that data held by the wireless communication apparatus of has been synchronized with data of the transfer source are displayed and also a transfer source device display area 531 and a confirm button 532 are displayed.

The transfer source device display area 531 is an area where information about the wireless communication apparatus of the transfer source when use rights over MCIM have been transferred. As information about the wireless communication apparatus of the transfer source, for example, the device name and terminal identification information are displayed.

The confirm button 532 is a button pressed when a transition to another display screen (for example, an initial screen) occurs after content of the transfer result notification screen 530 is confirmed.

FIGS. 7 to 9 show only display screen examples displayed in the first wireless communication apparatus 300 and the second wireless communication apparatus 130, but display screens displayed in other wireless communication apparatuses are assumed to be substantially the same.

[Communication Example when a Data Synchronization Process is Performed During a Transfer Process of Use Rights Over MCIM]

FIGS. 10 and 11 are a sequence chart showing an exemplary communication process between each apparatus constituting the communication system 100 according to the first embodiment of the present technology.

In FIGS. 10 and 11, it is assumed that the first wireless communication apparatus 300 holds use rights over MCIM when the group AB is constituted of the first wireless communication apparatus 300, the second wireless communication apparatus 130, and the third wireless communication apparatus 140. FIGS. 10 and 11 show a communication process example when use rights over MCIM are transferred from the first wireless communication apparatus 300 to the second wireless communication apparatus 130 by operating the first wireless communication apparatus 300. It is assumed in FIGS. 10 and 11 that the first wireless communication apparatus 300 is in a connected state (601) to the SHO 120

and the second wireless communication apparatus 130 and the third wireless communication apparatus 140 are in connected states (602, 603) to the RO 200.

First, the display unit 370 of the first wireless communication apparatus 300 is caused to display the display screen to perform an operation to transfer use rights over MCIM (transfer instruction operation of MCIM) by a user operation (604). For example, the group list display screen 500 shown in FIG. 7 is displayed in the display unit 370 of the first wireless communication apparatus 300.

The control unit 330 of the first wireless communication apparatus 300 can acquire, for example, group information from the group management database 220 of the RO 200 via the SHO 120 periodically or non-periodically and store the acquired group information in the memory 340. The control unit 330 can, as described above, cause the display unit 370 to display the group list display screen 500 shown in FIG. 7 based on group information stored in the memory 340. The control unit 330 may also acquire group information from the RO 200 via the SHO 120 each time a user operation for the display of the group list display screen 500 is accepted. In this case, the control unit 330 can cause the display unit 370 to display the group list display screen 500 based on the acquired group information.

When the group list display screen 500 shown in FIG. 7 is displayed in the display unit 370 as described above (604), a "√" mark is attached to the check box (the transfer destination selection area 501) of the transfer destination to which use rights over MCIM are transferred (605). In this example, a data synchronization process is performed between the transfer source and transfer destination of use rights over MCIM and so a "√" mark is attached also to the presence/absence selection area 502 of data synchronization (605).

As shown, for example, FIG. 7, the second wireless communication apparatus 130 is set as the transfer destination and so a "√" mark is attached to the check box (the transfer destination selection area 501) thereof. In addition, a data synchronization process is performed between the transfer source (the first wireless communication apparatus 300) and the transfer destination (the second wireless communication apparatus 130) and so a "√" mark is attached to the check box (the presence/absence selection area 502 of data synchronization) thereof. After "√" marks are attached to the check boxes (the transfer destination selection area 501, the presence/absence selection area 502 of data synchronization) as described above, the confirm button 506 is pressed (605). When a transfer instruction operation of MCIM is received by the first wireless communication apparatus 300 (605), a transfer request of MCIM is transmitted from the first wireless communication apparatus 300 to the RO 200 (606 to 609). In this case, the first wireless communication apparatus 300 and the SHO 120 are in a connected state (601) and thus, the transfer request of MCIM is transmitted from the first wireless communication apparatus 300 to the RO 200 via the SHO 120 (606 to 609).

The transfer request of MCIM includes terminal identification information (PCID#1, PCID#2) of the transfer source and transfer destination and synchronous data. As the terminal identification information (PCID#1) of the transfer source (the first wireless communication apparatus 300), for example, terminal identification information (for example, the terminal identification information 225 shown in FIG. 4) stored in the memory 340 can be used. As the terminal identification information (PCID#2) of the transfer destination (the second wireless communication apparatus 130), for example, terminal identification information (for example,



the terminal identification information **225** shown in FIG. 4) included in group information can be used.

The synchronous data (predetermined data) is data (for example, each piece of data of the address book **303** shown in FIG. 2) used for a data synchronization process. All data intended for a data synchronization process may be included in a transfer request of MCIM as synchronous data or a portion (for example, differential data) of data intended for a data synchronization process may be included in a transfer request of MCIM as synchronous data. The differential data is, for example, data (update data) as a difference from the data used for the data synchronization process immediately before. A case when, for example, the data used for the data synchronization process immediately before is the address book **302** shown in FIG. 2 and the data is changed to the address book **303** shown in FIG. 2 by the update of the address book is assumed. The differential data in this case is data (data shown in the frame **304**) added by the update. Incidentally, the group ID and password may be included in a transfer request of MCIM so as to be used for an authentication process by the RO **200**.

When the RO **200** receives the transfer request of MCIM (**609**), the control unit **210** of the RO **200** extracts the group to which the wireless communication apparatus that has transmitted the transfer request of MCIM belongs based on terminal identification information of the transfer source included in the received transfer request of MCIM. That is, terminal identification information matching the terminal identification information of the transfer source included in the received transfer request of MCIM is extracted from the group management database **220** and the group related to the extracted terminal identification information is extracted. When, for example, a transfer request of MCIM is transmitted from the first wireless communication apparatus **300**, the “group AB (shown in FIG. 4)” is extracted as a group to which the first wireless communication apparatus **300** belongs.

Then, the control unit **210** of the RO **200** causes the group management database **220** to hold synchronous data included in the received transfer request of MCIM in association with the extracted group (**610**). For example, as shown in FIG. 4, synchronous data (YUDAI and so on) included in the received transfer request of MCIM is recorded in the synchronous data **227** related to the group AB of the group management database **220** (**610**).

The control unit **210** of the RO **200** checks whether, for example, the wireless communication apparatus identified based on terminal identification information of the transfer source included in the received transfer request of MCIM holds use rights over MCIM by using the group management database **220**. In addition, the control unit **210** acquires information (the device name, terminal identification information and the like) about the transfer source (the first wireless communication apparatus **300**) the transfer destination (the second wireless communication apparatus **130**) is caused to display from the group management database **220**.

Subsequently, the control unit **210** of the RO **200** transmits a transfer confirmation request including various kinds of acquired information about the transfer source (the first wireless communication apparatus **300**) to the wireless communication apparatus identified based on terminal identification information of the transfer destination included in the received transfer request of MCIM (**611**, **612**).

When the second wireless communication apparatus **130** receives the transfer confirmation request (**612**), the control unit **330** of the second wireless communication apparatus **130** causes the display unit **370** of the second wireless communication apparatus **130** to display a transfer confirmation screen

to cause the user to confirm the transfer of use rights over MCIM (**613**). For example, the transfer confirmation screen **510** shown in FIG. 8 is displayed in the display unit **370**.

It is assumed here that the OK button **512** is pressed on the transfer confirmation screen **510** shown in FIG. 8 (**614**). If the OK button **512** is pressed after the transfer of use rights over MCIM is confirmed as described above (**614**), transfer confirmation information that permits the transfer of use rights over MCIM is transmitted from the second wireless communication apparatus **130** to the RO **200** (**615**, **616**). If the NG button **513** is pressed (**614**), transfer confirmation information disapproving the transfer of use rights over MCIM is transmitted from the second wireless communication apparatus **130** to the RO **200** (**615**, **616**). If the NG button **513** is pressed as described above, the subsequent transfer process of use rights over MCIM is not performed. In addition, a notification of disapproval is displayed in the transfer source (the first wireless communication apparatus **300**).

Here, an example in which the transfer of use rights over MCIM is permitted by a pressing operation of the OK button **512** in the transfer confirmation screen **510** is shown. However, for example, after the pressing operation of the OK button **512**, the transfer of use rights over MCIM may be permitted if, after an input operation of a password or the like is prompted, the input is correct.

Subsequently, when the transfer confirmation information is received (**616**), the control unit **210** of the RO **200** transmits invalidation information of MCIM to invalidate the MCIM of the wireless communication apparatus that has transmitted the transfer request of MCIM to the first wireless communication apparatus **300** (**617** to **620**). The invalidation information of MCIM is information to invalidate the MCIM when the wireless communication apparatus holds use rights over MCIM. The invalidation information of MCIM may include a confirmation result notification to notify the transfer source (operation source of the transfer request) of a result of the transfer confirmation by the transfer destination.

When the first wireless communication apparatus **300** receives the invalidation information of MCIM (**620**), the control unit **330** of the first wireless communication apparatus **300** performs an invalidation process of the MCIM stored in an MCIM information storage unit **350** (**621**). Accordingly, the MCIM held by the first wireless communication apparatus **300** is invalidated and the first wireless communication apparatus **300** can no longer establish connection with the SHO **120** based on the MCIM. Thus, the first wireless communication apparatus **300** is in a connected state connected to the RO **200** by a limited connection based on PCID (**622**).

When the invalidation process of MCIM in the transfer source (the first wireless communication apparatus **300**) is performed (**621**) and the connection between the transfer source and the SHO **120** is cut, the disconnection is detected by the control unit **210** of the RO **200** (**623**). For example, the control unit **210** can detect the disconnection by information about the disconnection being transmitted from the transfer source (the first wireless communication apparatus **300**) to the RO **200** after the invalidation process of MCIM is performed (**623**). Alternatively, the control unit **210** can detect the disconnection by a state (connected state) in which the transfer source (the first wireless communication apparatus **300**) is connected to the RO **200** by a limited connection based on PCID being detected by the control unit **210** (**623**).

When the control unit **210** detects the disconnection between the transfer source and the SHO **120** as described above (**623**), the control unit **210** updates content of the group management database **220** (**624**). For example, in the valid/invalid information **226** shown in FIG. 4, the first wireless



communication apparatus **300** (the terminal identification information **225** "PCID#1") is changed from "valid" to "invalid". On the other hand, the second wireless communication apparatus **130** (the terminal identification information **225** "PCID#2") is changed from "invalid" to "valid".

Also when the control unit **210** of the RO **200** detects the disconnection between the transfer source and the SHO **120** (**623**), the control unit **210** transmits validation information of MCIM to the second wireless communication apparatus **130** (**625**, **626**). The validation information of MCIM is information (setting information) to set use rights over MCIM to the wireless communication apparatus. The validation information of MCIM includes synchronous data (data stored in the synchronous data **227** related to the group AB) held in the group management database **220**. Because the second wireless communication apparatus **130** and the RO **200** are in a connected state (**602**), the validation information of MCIM is directly transmitted from the RO **200** to the second wireless communication apparatus **130** (**625**, **626**).

When the validation information of MCIM is received by the second wireless communication apparatus **130** (**626**), the control unit **330** of the second wireless communication apparatus **130** transmits a validation information reception notification to notify that the validation information of MCIM has been received to the RO **200** (**627**, **628**).

When the RO **200** receives the validation information reception notification (**628**), the control unit **210** of the RO **200** deletes the synchronous data (synchronous data transmitted by being included in the validation information of MCIM) transmitted to the second wireless communication apparatus **130** from the group management database **220** (**629**).

Also when the second wireless communication apparatus **130** receives the validation information of MCIM (**626**), the control unit **330** of the second wireless communication apparatus **130** performs a validation process of the MCIM stored in the MCIM information storage unit **350** (**630**). Use rights over MCIM are thereby set to the second wireless communication apparatus **130** and thus, the second wireless communication apparatus **130** can establish connection with the SHO **120** based on the MCIM. Therefore, the second wireless communication apparatus **130** is in a connected state connected to the SHO **120** by a connection based on the MCIM (**631**).

The control unit **330** of the second wireless communication apparatus **130** performs a data synchronization process to synchronize data in the second wireless communication apparatus **130** with data in the first wireless communication apparatus **300** (**632**). In the data synchronization process, for example, a data synchronization process to synchronize update data generated by an update in the first wireless communication apparatus **300** with the second wireless communication apparatus **130** is performed.

For example, a case when all data intended for a data synchronization process is transmitted as synchronous data is assumed. In this case, the control unit **330** of the second wireless communication apparatus **130** compares data (data intended for the data synchronization process) stored in the memory **340** of the second wireless communication apparatus **130** with the received synchronous data. Then, based on the comparison result, the control unit **330** of the second wireless communication apparatus **130** extracts update data (differential data) generated by the update in the first wireless communication apparatus **300**. For example, a newly entered contact address in the address book (for example, the contact address in the frame **304** shown in FIG. 2) is extracted as update data. Based on the differential data extracted as described above, the data synchronization process is per-

formed by data (for example, the address book) intended for the data synchronization process being updated by the control unit **330** of the second wireless communication apparatus **130** (**632**).

For example, a case when a portion (for example, differential data only) of data intended for the data synchronization process is transmitted as synchronous data is assumed. In this case, the control unit **330** of the second wireless communication apparatus **130** performs the data synchronization process by updating (for example, additionally entering) data (for example, the address book) intended for the data synchronization process based on the received synchronous data (differential data) (**632**).

In this example, an example in which use rights over MCIM are transferred by validating/invalidating the MCIM is shown, but use rights over MCIM may be transferred by transferring the MCIM itself. In this case, when invalidation information of MCIM is transmitted to the first wireless communication apparatus **300**, the MCIM held by the first wireless communication apparatus **300** is invalidated (deleted). On the other hand, when validation information (including setting information to set the MCIM) of MCIM is transmitted to the second wireless communication apparatus **130**, the valid MCIM is recorded in the MCIM information storage unit **350** of the second wireless communication apparatus **130** based on the setting information. Accordingly, use rights over MCIM are set to the second wireless communication apparatus **130**.

FIGS. **10** and **11** show an example in which a transfer request of MCIM is made by using the first wireless communication apparatus **300** holding use rights over MCIM is shown, but such a request may also be made from a wireless communication apparatus holding no use rights over MCIM. Such an example is shown in FIGS. **12** to **16**.

In FIGS. **10** and **11**, an example in which the user manually performs a confirmation process of the transfer of use rights over MCIM from the second wireless communication apparatus **130** is shown (**614**). However, when the transfer confirmation request is received (**612**), for example, the second wireless communication apparatus **130** may automatically transmit transfer confirmation information (**615**). Alternatively, for example, the RO **200** may automatically perform a transfer process of MCIM after confirming content of the group management database **220** without transmitting a transfer confirmation request to the second wireless communication apparatus **130**. When each process is performed automatically as described above, it is assumed that, for example, the user makes such settings in advance. By performing each process automatically as described above, even if, for example, the wireless communication apparatus used for operation and the wireless communication apparatus intended for a data synchronization process are relatively apart, data can be shared relatively easily among a plurality of wireless communication apparatuses sharing the MCIM.

[Communication Example when a Transfer Request is Made from the Transfer Destination of Use Rights Over MCIM]

FIGS. **12** and **13** are a sequence chart showing an exemplary communication process between each apparatus constituting the communication system **100** according to the first embodiment of the present technology. The sequence chart shown in FIGS. **12** and **13** is a modification of the sequence chart shown in FIGS. **10** and **11** and thus, a portion of the description common to that of FIGS. **10** and **11** is omitted. In FIGS. **12** and **13**, an example in which a transfer request is made by using the second wireless communication apparatus **130** holding no use rights over MCIM will be described.



Each process (641 to 644) shown in FIG. 12 corresponds to each process (604 to 609) shown in FIG. 10. However, as described above, the second wireless communication apparatus 130 is in a connected state (602) to the RO 200. Thus, the present example is different in that information exchange between the second wireless communication apparatus 130 and the RO 200 is not made by going through the SHO 150 and is made directly between the second wireless communication apparatus 130 and the RO 200. The present example is also different in that a transfer request of MCIM transmitted from the second wireless communication apparatus 130 includes no synchronous data.

Each process (645 to 654) shown in FIG. 12 corresponds to each process (611 to 616) shown in FIG. 10. However, as described above, the first wireless communication apparatus 300 is in a connected state (601) to the SHO 120. Thus, the present example is different in that information exchange between the first wireless communication apparatus 300 and the RO 200 is made via the SHO 150. The present example is also different in that transfer confirmation information transmitted from the first wireless communication apparatus 300 includes synchronous data.

That is, when, as shown in FIGS. 10 and 11, a transfer request is made by using the first wireless communication apparatus 300 holding use rights over MCIM, the transfer request of MCIM is transmitted to the RO 200 with synchronous data included in the transfer request of MCIM (606 to 609). When a transfer request is made by using the second wireless communication apparatus 130 holding no use rights over MCIM, by contrast, transfer confirmation information is transmitted to the RO 200 with synchronous data included in the transfer confirmation information (651 to 654).

When the RO 200 receives the transfer confirmation information (654), the control unit 210 extracts the group to which the wireless communication apparatus that has transmitted the transfer request of MCIM belongs based on terminal identification information of the transfer source included in the received transfer confirmation information. Then, the control unit 210 causes the group management database 220 to hold synchronous data included in the received transfer confirmation information in association with the extracted group (655).

Each process (656 to 671) shown in FIG. 13 corresponds to each process (617 to 632) shown in FIGS. 10 and 11.

[Communication Example when a Transfer Request is Made from a Wireless Communication Apparatus Other and the Transfer Source and the Transfer Destination of Use Rights Over MCIM]

FIGS. 14 and 16 are a sequence chart showing an exemplary communication process between each apparatus constituting the communication system 100 according to the first embodiment of the present technology. The sequence chart shown in FIGS. 14 to 16 is a modification of the sequence chart shown in FIGS. 12 and 13 and thus, a portion of the description common to that of FIGS. 12 and 13 is omitted. In FIGS. 14 to 16, an example in which a transfer request is made by using the third wireless communication apparatus 140 other than the transfer source and transfer destination of use rights over MCIM will be described.

Each process (675 to 678) shown in FIG. 14 corresponds to each process (641 to 644) shown in FIG. 12.

Each process (679 to 684, 685 to 694) shown in FIGS. 14 and 15 corresponds to each process (645 to 654) shown in FIG. 12. A transfer request is made by using the third wireless communication apparatus 140 other than the transfer source and transfer destination of use rights over MCIM and thus, the present example is different in that a transfer confirmation

request and transfer confirmation information are exchanged between both of the transfer source and transfer destination and the RO 200. In this case, synchronous data is included only in transfer confirmation information transmitted from the first wireless communication apparatus 300 (691 to 694).

When the RO 200 receives the transfer confirmation information (694), the control unit 210 causes the group management database 220 to hold synchronous data included in the received transfer confirmation information in association with the extracted group (695). Subsequently, the control unit 210 transmits transfer approval information indicating that approval of the transfer of use rights over MCIM has been obtained from both of the transfer source and transfer destination to the third wireless communication apparatus 140 that has transmitted the transfer request of MCIM (696, 697). When the transfer approval information is received (697), the third wireless communication apparatus 140 may cause the display unit 370 to display that the transfer approval information has been received.

If transfer confirmation information disapproving the transfer of use rights over MCIM is received from at least one of the transfer source and transfer destination of use rights over MCIM, the subsequent transfer process of use rights over MCIM is not performed. In addition, a notification of disapproval is displayed in the transfer source (the third wireless communication apparatus 140).

Each process (698 to 713) shown in FIGS. 15 and 16 corresponds to each process (656 to 671) shown in FIG. 13.

Thus, in FIGS. 14 to 16, an example in which after a transfer confirmation request is transmitted to the second wireless communication apparatus 130, a transfer confirmation request is transmitted to the first wireless communication apparatus 300 is shown. As shown in FIGS. 14 to 16, it is more efficient to first transmit a transfer confirmation request to the second wireless communication apparatus 130 holding no use rights over MCIM. For example, a case in which a transfer confirmation request is first transmitted to the first wireless communication apparatus 300 is assumed. In this case, when transfer confirmation information permitting the transfer of use rights over MCIM is transmitted from the first wireless communication apparatus 300 holding use rights over MCIM to the RO 200, an invalidation process of the MCIM of the first wireless communication apparatus 300 is performed. If, after the invalidation process, for example, transfer confirmation information disapproving the transfer of use rights over MCIM is transmitted from the second wireless communication apparatus 130 to the RO 200, approval is not obtained from both of the transfer source and transfer destination of use rights over MCIM. In this case, the transfer process of use rights over MCIM cannot be performed. Thus, a validation process of the MCIM needs to be performed to validate the MCIM for the first wireless communication apparatus 300 whose MCIM has been invalidated. Therefore, it is more efficient to transmit a transfer confirmation request first to the second wireless communication apparatus 130.

However, after a transfer confirmation request being transmitted to the first wireless communication apparatus 300, a transfer confirmation request may be transmitted to the second wireless communication apparatus 130. Alternatively, a transfer confirmation request may be transmitted to simultaneously to the first wireless communication apparatus 300 and the second wireless communication apparatus 130.

Therefore, according to the first embodiment of the present technology, when use rights over MCIM (connection rights) are transferred among a plurality of wireless communication apparatuses, a data synchronization process can be performed between the transfer source and the transfer destination. That



is, when a transfer process of use rights over MCIM is performed, transmission information concerning the transfer process (transfer request of MCIM, transfer confirmation information) can be transmitted from the transfer source to the RO with synchronous data included in the transmission information. In addition, MCIM validation information concerning the transfer process can be transmitted from the RO to the transfer destination with synchronous data included in the MCIM validation information. Therefore, even if, for example, at least one wireless communication apparatus of the transfer source and transfer destination does not hold use rights over MCIM, a data synchronization process between the transfer source and transfer destination can easily be performed. Even if, as shown in FIG. 1B, the first wireless communication apparatus 300 and the second wireless communication apparatus 130 are relatively apart, a data synchronization process can easily be performed when, for example, use rights over MCIM are transferred. That is, data used among a plurality of wireless communication apparatuses can easily be shared.

It is assumed that when, for example, the user holding a plurality of wireless communication apparatuses uses data (for example, an address book) intended for a data synchronization process, the data is frequently used by a wireless communication apparatus holding a valid MCIM. Therefore, a data synchronization process is performed between the transfer source and transfer destination simultaneously with the transfer process of use rights over MCIM (connection rights). Accordingly, the wireless communication apparatus assumed to be mainly used by the user (that is, the wireless communication apparatus holding a valid MCIM) can use the latest data (for example, an address book).

Synchronous data held by the RO 200 can be deleted after a fixed time passes (that is, the timing to validate the MCIM of the second wireless communication apparatus 130). Thus, there is no need to hold the synchronous data in the RO 200 for a long time.

[Operation Example of the Communication System]

Next, the operation of the communication system 100 according to the first embodiment of the present technology will be described with reference to drawings.

[Operation Example of the Wireless Communication Apparatus (Transfer Source) (Example in which a Transfer Operation is Performed in the Transfer Source)]

FIG. 17 is a flowchart of an exemplary communication process by the first wireless communication apparatus 300 according to the first embodiment of the present technology. FIG. 17 shows an operation example of the transfer source (the first wireless communication apparatus 300) when the first wireless communication apparatus 300 holding use rights over MCIM makes a transfer request of use rights over MCIM. FIG. 17 shows an operation example of only the first wireless communication apparatus 300, but similarly applies to other wireless communication apparatuses.

First, the control unit 330 determines whether any display instruction operation of group information is performed (step S901) and if no display instruction operation is performed, monitoring continues. If the display instruction operation has been performed (step S901), the control unit 330 causes the display unit 370 to display group information (for example, the group list display screen 500 shown in FIG. 7) (step S902).

Subsequently, the control unit 330 determines whether any transfer instruction operation of MCIM is performed on the display screen displayed in the display unit 370 (step S903) and if no transfer instruction operation is performed, monitoring continues. If the transfer instruction operation has been

performed (step S903), the control unit 330 transmits a transfer request of MCIM (including terminal identification information of the transfer source and transfer destination and synchronous data) to the RO 200 (step S904). In this case, the first wireless communication apparatus 300 holds use rights over MCIM and thus, the transfer request of MCIM is transmitted to the RO 200 via the SHO 120. Incidentally, step S903 is an example of an acceptance procedure described in claims. Step S904 is an example of a transmission procedure described in claims.

Subsequently, the control unit 330 determines whether invalidation information of MCIM is received (step S905) and if no invalidation information of MCIM is received, monitoring continues. If the invalidation information of MCIM has been received (step S905), the control unit 330 performs an invalidation process of the MCIM stored in the MCIM information storage unit 350 (step S906). Accordingly, the MCIM held by the first wireless communication apparatus 300 is invalidated and the first wireless communication apparatus 300 can no longer establish connection with the SHO 120 based on the MCIM.

[Operation Example of the Wireless Communication Apparatus (Transfer Destination) (Example in which a Transfer Operation is Performed in the Transfer Source)]

FIG. 18 is a flowchart of an exemplary communication process by the second wireless communication apparatus 130 according to the first embodiment of the present technology. FIG. 18 shows an operation example of the transfer destination (the second wireless communication apparatus 130) when the first wireless communication apparatus 300 holding use rights over MCIM makes a transfer request of use rights over MCIM. FIG. 18 shows an operation example of only the second wireless communication apparatus 130, but similarly applies to other wireless communication apparatuses.

The control unit 330 of the second wireless communication apparatus 130 determines whether any transfer confirmation request is received (step S911) and if no transfer confirmation request is received, monitoring continues. If the transfer confirmation request has been received (step S911), the control unit 330 of the second wireless communication apparatus 130 causes the display unit 370 to display a transfer confirmation screen to cause the user to confirm the transfer of use rights over MCIM (step S912). For example, the transfer confirmation screen 510 shown in FIG. 8 is displayed in the display unit 370.

Subsequently, the control unit 330 of the second wireless communication apparatus 130 determines whether any transfer confirmation operation of MCIM is performed (step S913) and if no transfer confirmation operation of MCIM is performed, monitoring continues. If the transfer confirmation operation has been performed (step S913), the control unit 330 of the second wireless communication apparatus 130 determines whether the transfer confirmation operation is an operation to permit the transfer of use rights over MCIM (step S914).

If, for example, the OK button 512 is pressed on the transfer confirmation screen 510 shown in FIG. 8, the transfer confirmation operation is determined to be an operation to permit the transfer of use rights over MCIM. On the other hand, if the NG button 513 is pressed on the transfer confirmation screen 510 shown in FIG. 8, the transfer confirmation operation is determined to be an operation to disapprove the transfer of use rights over MCIM.

If the transfer confirmation operation is an operation to permit the transfer of use rights over MCIM (step S914), the control unit 330 of the second wireless communication apparatus 130 transmits transfer confirmation information permit-



ting the transfer of MCIM use rights to the RO 200 (step S915). In this case, the second wireless communication apparatus 130 holds no use rights over MCIM and thus, the transfer confirmation information is directly transmitted to the RO 200.

Subsequently, the control unit 330 of the second wireless communication apparatus 130 determines whether validation information of MCIM is received (step S916) and if no validation information of MCIM is received, monitoring continues. If the validation information of MCIM has been received (step S916), the control unit 330 of the second wireless communication apparatus 130 transmits a validation information reception notification to notify that validation information of MCIM has been received to the RO 200 (step S917).

Subsequently, the control unit 330 of the second wireless communication apparatus 130 performs a validation process of the MCIM stored in the MCIM information storage unit 350 based on the received validation information of MCIM (step S918). Use rights over MCIM are thereby set to the second wireless communication apparatus 130 and thus, the second wireless communication apparatus 130 can establish connection with the SHO 120 based on the MCIM.

Subsequently, the control unit 330 of the second wireless communication apparatus 130 performs a data synchronization process to synchronize data in the second wireless communication apparatus 130 with data in the first wireless communication apparatus 300 (step S919).

If the transfer confirmation operation is an operation to disapprove the transfer of use rights over MCIM (step S914), the control unit 330 of the second wireless communication apparatus 130 transmits transfer confirmation information disapproving the transfer of MCIM use rights to the RO 200 (step S920). In this case, the subsequent transfer process of use rights over MCIM is not performed and thus, the operation of the communication process ends.

[Operation Example of the Wireless Communication Apparatus (Transfer Source) (Example in which a Transfer Operation is Performed in the Transfer Destination)]

FIG. 19 is a flowchart of an exemplary communication process by the first wireless communication apparatus 300 according to the first embodiment of the present technology. FIG. 19 shows an operation example of the transfer source (the first wireless communication apparatus 300) when the second wireless communication apparatus 130 holding no use rights over MCIM makes a transfer request of use rights over MCIM. FIG. 19 shows an operation example of only the first wireless communication apparatus 300, but similarly applies to other wireless communication apparatuses.

The control unit 330 determines whether any transfer confirmation request is received (step S921) and if no transfer confirmation request is received, monitoring continues. If the transfer confirmation request has been received (step S921), the control unit 330 causes the display unit 370 to display a transfer confirmation screen to cause the user to confirm the transfer of use rights over MCIM (step S922). For example, the transfer confirmation screen 510 shown in FIG. 8 is displayed in the display unit 370.

Subsequently, the control unit 330 determines whether any transfer confirmation operation of MCIM is performed (step S923) and if no transfer confirmation operation of MCIM is performed, monitoring continues. If the transfer confirmation operation has been performed (step S923), the control unit 330 determines whether the transfer confirmation operation is an operation to permit the transfer of use rights over MCIM (step S924).

If the transfer confirmation operation is an operation to permit the transfer of use rights over MCIM (step S924), the

control unit 330 transmits transfer confirmation information (including synchronous data) permitting the transfer of MCIM use rights to the RO 200 (step S925). In this case, the first wireless communication apparatus 300 holds use rights over MCIM and thus, the transfer confirmation information is transmitted to the RO 200 via the SHO 120.

Subsequently, the control unit 330 determines whether invalidation information of MCIM is received (step S926) and if no invalidation information of MCIM is received, monitoring continues. If the invalidation information of MCIM has been received (step S926), the control unit 330 performs an invalidation process of the MCIM stored in the MCIM information storage unit 350 (step S927). Accordingly, the MCIM held by the first wireless communication apparatus 300 is invalidated and the first wireless communication apparatus 300 can no longer establish connection with the SHO 120 based on the MCIM.

If the transfer confirmation operation is an operation to disapprove the transfer of use rights over MCIM (step S924), the control unit 330 transmits transfer confirmation information disapproving the transfer of MCIM use rights to the RO 200 (step S928). In this case, the subsequent transfer process of use rights over MCIM is not performed and thus, the operation of the communication process ends.

[Operation Example of the Wireless Communication Apparatus (Transfer Destination) (Example in which a Transfer Operation is Performed in the Transfer Destination)]

FIG. 20 is a flowchart of an exemplary communication process by the second wireless communication apparatus 130 according to the first embodiment of the present technology. FIG. 20 shows an operation example of the transfer destination (the second wireless communication apparatus 130) when the second wireless communication apparatus 130 holding no use rights over MCIM makes a transfer request of use rights over MCIM. FIG. 20 shows an operation example of only the second wireless communication apparatus 130, but similarly applies to other wireless communication apparatuses.

First, the control unit 330 of the second wireless communication apparatus 130 determines whether any display instruction operation of group information is performed (step S931) and if no display instruction operation is performed, monitoring continues. If the display instruction operation has been performed (step S931), the control unit 330 of the second wireless communication apparatus 130 causes the display unit 370 to display group information (for example, the group list display screen 500 shown in FIG. 7) (step S932).

Subsequently, the control unit 330 of the second wireless communication apparatus 130 determines whether any transfer instruction operation of MCIM is performed on the display screen displayed in the display unit 370 (step S933) and if no transfer instruction operation is performed, monitoring continues. If the transfer instruction operation has been performed (step S933), the control unit 330 of the second wireless communication apparatus 130 transmits a transfer request of MCIM (including terminal identification information of the transfer source and transfer destination) to the RO 200 (step S934). In this case, the second wireless communication apparatus 130 holds no use rights over MCIM and thus, the transfer request of MCIM is directly transmitted to the RO 200.

Subsequently, the second wireless communication apparatus 130 determines whether validation information of MCIM is received (step S935) and if no validation information of MCIM is received, monitoring continues. If the validation information of MCIM has been received (step S935), the control unit 330 of the second wireless communication appa-



ratus **130** transmits a validation information reception notification to notify that validation information of MCIM has been received to the RO **200** (step **S936**).

Subsequently, the control unit **330** of the second wireless communication apparatus **130** performs a validation process of the MCIM stored in the MCIM information storage unit **350** based on the received validation information of MCIM (step **S937**). Use rights over MCIM are thereby set to the second wireless communication apparatus **130** and thus, the second wireless communication apparatus **130** can establish connection with the SHO **120** based on the MCIM.

Subsequently, the control unit **330** of the second wireless communication apparatus **130** performs a data synchronization process to synchronize data in the second wireless communication apparatus **130** with data in the first wireless communication apparatus **300** (step **S938**).

[Operation Example of RO (Example in which a Transfer Operation is Performed in the Transfer Source or Transfer Destination)]

FIG. **21** is a flowchart of an exemplary communication process by the RO **200** according to the first embodiment of the present technology. In FIG. **21**, an operation example of the RO **200** when a wireless communication apparatus (the transfer source or transfer destination) belonging to a group makes a transfer request of use rights over MCIM is shown.

The control unit **210** determines whether any transfer request of MCIM is received (step **S941**) and if no transfer request of MCIM is received, monitoring continues. If the transfer request of MCIM has been received (step **S941**), the control unit **210** determines whether the received transfer request of MCIM includes synchronous data (step **S942**). That is, when a transfer request is received from the transfer source of use rights over MCIM, the transfer request includes synchronous data, but when a transfer request is received from the transfer destination of use rights over MCIM, the transfer request does not include synchronous data.

If the transfer request of MCIM includes synchronous data (step **S942**), the control unit **210** causes the group management database **220** to hold the synchronous data in association with the group to which the wireless communication apparatus that has transmitted the transfer request of MCIM belongs (step **S943**). If the transfer request of MCIM does not include synchronous data (step **S942**), the process proceeds to step **S944**.

Subsequently, the control unit **210** transmits a transfer confirmation request to the wireless communication apparatus identified based on terminal identification information of the remote party (the transfer source or transfer destination) included in the received transfer request of MCIM (step **S944**).

Subsequently, the control unit **210** determines whether transfer confirmation information is received (step **S945**) and if no transfer confirmation information is received, monitoring continues. If the transfer confirmation information has been received (step **S945**), the control unit **210** determines whether the received transfer confirmation information includes synchronous data (step **S946**). That is, when transfer confirmation information is received from the transfer destination of use rights over MCIM, the transfer confirmation information includes synchronous data, but when transfer confirmation information is received from the transfer source of use rights over MCIM, the transfer confirmation information does not include synchronous data.

In this example, it is assumed that whether transfer confirmation information permitting the transfer of use rights over MCIM is received is determined (step **S945**). If transfer confirmation information disapproving the transfer of use rights

over MCIM is received (step **S945**), a notification of disapproval is transmitted to the wireless communication apparatus that has transmitted the transfer request of MCIM before the operation of the communication process being terminated. In this case, it is assumed that synchronous data held in the group management database **220** is deleted.

If the transfer confirmation information includes synchronous data (step **S946**), the control unit **210** causes the group management database **220** to hold the synchronous data in association with the group to which the wireless communication apparatus that has transmitted the transfer confirmation information belongs (step **S947**). If the transfer confirmation information does not include synchronous data (step **S946**), the process proceeds to step **S948**.

Subsequently, the control unit **210** transmits invalidation information of MCIM to invalidate the MCIM of the transfer source (wireless communication apparatus) to the transfer source (step **S948**).

Subsequently, the control unit **210** determines whether disconnection between the transfer source where an invalidation process of MCIM has been performed and the SHO **120** is detected (step **S949**) and if no disconnection is detected, monitoring continues. If the disconnection is detected (step **S949**), the control unit **210** updates content of the group management database **220** (step **S950**). That is, the content of the group management database **220** is updated so as to be content after the transfer process of use rights over MCIM.

Subsequently, the control unit **210** transmits validation information (including synchronous data) of MCIM to the transfer destination (wireless communication apparatus) (step **S951**).

Subsequently, the control unit **210** determines whether any validation information reception notification is received (step **S952**) and if no validation information reception notification is received, monitoring continues. If the validation information reception notification has been received (step **S952**), the control unit **210** deletes the synchronous data (synchronous data transmitted by being included in the validation information of MCIM) transmitted to the transfer destination from the group management database **220** (step **S953**).

[Operation Example of the Wireless Communication Apparatus (the Transfer Source or Transfer Destination) (Example in which a Transfer Operation is Performed in a Wireless Communication Apparatus Other than the Transfer Source and Transfer Destination)]

FIG. **22** is a flowchart of an exemplary communication process by a wireless communication apparatus according to the first embodiment of the present technology. FIG. **22** shows an operation example of a wireless communication apparatus when a transfer operation is performed by the wireless communication apparatus other than the transfer source and transfer destination.

The control unit **330** determines whether any transfer confirmation request is received (step **S961**) and if no transfer confirmation request is received, monitoring continues. If the transfer confirmation request has been received (step **S961**), the control unit **330** causes the display unit **370** to display a transfer confirmation screen to cause the user to confirm the transfer of use rights over MCIM (step **S962**). For example, the transfer confirmation screen **510** shown in FIG. **8** is displayed in the display unit **370**.

Subsequently, the control unit **330** determines whether any transfer confirmation operation of MCIM is performed (step **S963**) and if no transfer confirmation operation of MCIM is performed, monitoring continues. If the transfer confirmation operation has been performed (step **S963**), the control unit



**330** determines whether the transfer confirmation operation is an operation to permit the transfer of use rights over MCIM (step **S964**).

If the transfer confirmation operation is an operation to permit the transfer of use rights over MCIM (step **S964**), the control unit **330** determines whether the local machine is the transfer destination of use rights over MCIM (step **S965**). If the local machine is the transfer destination of use rights over MCIM (step **S965**), the control unit **330** transmits transfer confirmation information permitting the transfer of use rights over MCIM to the RO **200** (step **S966**). In this case, the wireless communication apparatus holds no use rights over MCIM and thus, the transfer confirmation information is directly transmitted to the RO **200**.

Subsequently, the control unit **330** determines whether validation information of MCIM is received (step **S967**) and if no validation information of MCIM is received, monitoring continues. If the validation information of MCIM has been received (step **S967**), the control unit **330** transmits a validation information reception notification to notify that validation information of MCIM has been received to the RO **200** (step **S968**).

Subsequently, the control unit **330** performs a validation process of the MCIM stored in the MCIM information storage unit **350** based on the received validation information of MCIM (step **S969**). Use rights over MCIM are thereby set to the wireless communication apparatus of the transfer destination and thus, the wireless communication apparatus can establish connection with the SHO **120** based on the MCIM.

Subsequently, the control unit **330** performs a data synchronization process to synchronize data on the local machine (transfer destination) with data in the wireless communication apparatus of the transfer source (step **S970**).

If the local machine is not the transfer destination of use rights over MCIM (step **S965**), the control unit **330** transmits transfer confirmation information (including synchronous data) permitting the transfer of use rights over MCIM to the RO **200** (step **S971**). In this case, the wireless communication apparatus holds use rights over MCIM and thus, the transfer confirmation information is transmitted to the RO **200** via the SHO **120**.

Subsequently, the control unit **330** determines whether invalidation information of MCIM is received (step **S972**) and if no invalidation information of MCIM is received, monitoring continues. If the invalidation information of MCIM has been received (step **S972**), the control unit **330** performs an invalidation process of the MCIM stored in the MCIM information storage unit **350** (step **S973**). Accordingly, the MCIM held by the wireless communication apparatus is invalidated and the wireless communication apparatus can no longer establish connection with the SHO **120** based on the MCIM.

If the transfer confirmation operation is an operation to disapprove the transfer of use rights over MCIM (step **S964**), the control unit **330** transmits transfer confirmation information disapproving the transfer of MCIM use rights to the RO **200** (step **S974**). In this case, the subsequent transfer process of use rights over MCIM is not performed and thus, the operation of the communication process ends.

[Operation Example of RO (Example in which a Transfer Operation is Performed in a Wireless Communication Apparatus Other than the Transfer Source and the Transfer Destination)]

FIG. **23** is a flowchart of an exemplary communication process by the RO **200** according to the first embodiment of the present technology. In FIG. **23**, an operation example of the RO **200** when a wireless communication apparatus (other

than the transfer source and transfer destination) belonging to a group makes a transfer request of use rights over MCIM is shown.

The control unit **210** determines whether any transfer request of MCIM is received (step **S981**) and if no transfer request of MCIM is received, monitoring continues. If the transfer request of MCIM has been received (step **S981**), the control unit **210** transmits a transfer confirmation request to the wireless communication apparatus (the transfer source or transfer destination) identified based on terminal identification information included in the received transfer request of MCIM (step **S982**).

Subsequently, the control unit **210** determines whether transfer confirmation information is received (step **S983**) and if no transfer confirmation information is received, monitoring continues. If the transfer confirmation information has been received (step **S983**), the control unit **210** determines whether the received transfer confirmation information includes synchronous data (step **S984**). That is, when transfer confirmation information is received from the transfer destination of use rights over MCIM, the transfer confirmation information includes synchronous data, but when transfer confirmation information is received from the transfer source of use rights over MCIM, the transfer confirmation information does not include synchronous data.

If the transfer confirmation information includes synchronous data (step **S983**), the control unit **210** causes the group management database **220** to hold the synchronous data in association with the group to which the wireless communication apparatus that has transmitted the transfer confirmation information belongs (step **S985**). If the transfer confirmation information does not include synchronous data (step **S984**), the process proceeds to step **S986**.

Subsequently, the control unit **210** determines whether transfer confirmation information is received from both of the transfer source and transfer destination (step **S986**) and if transfer confirmation information is not received one of both, the process returns to step **S983**. If the transfer confirmation information has been received from both of the transfer source and transfer destination (step **S986**), the control unit **210** transmits transfer approval information to the wireless communication apparatus that has transmitted the transfer request of MCIM (step **S987**).

In this example, it is assumed that whether transfer confirmation information permitting the transfer of use rights over MCIM is received from both of the transfer source and transfer destination is determined (step **S986**). If transfer confirmation information disapproving the transfer of use rights over MCIM is received from at least one of the transfer source and transfer destination (step **S986**), a notification of disapproval is transmitted to the wireless communication apparatus that has transmitted the transfer request of MCIM before the operation of the communication process being terminated. In this case, it is assumed that synchronous data held in the group management database **220** is deleted.

Each process (step **S988** to step **S993**) shown in FIG. **23** corresponds to each process (step **S948** to step **S953**) shown in FIG. **21**. Thus, the description thereof is omitted here.

<2. Second Embodiment>

In the first embodiment of the present technology, examples in which a transfer request of MCIM or transfer confirmation information is transmitted to RO with synchronous data of the transfer source included in the transfer request of MCIM or the transfer confirmation information and validation information of MCIM is transmitted to the transfer destination with the synchronous data included in the validation information of MCIM are shown. However, syn-



chronous data of the transfer source may separately be transmitted without being included in transmission information related to the transfer process of MCIM (transfer request of MCIM, transfer confirmation information, and validation information of MCIM).

Thus, in the second embodiment of the present technology, an example in which synchronous data of the transfer source is transmitted separately from transmission information related to the transfer process of MCIM is shown. The configuration of a communication system according to the second embodiment of the present technology is substantially the same as the example shown in FIG. 3. Thus, a portion of the description common to that in the first embodiment of the present technology is omitted.

[Communication Example when a Data Synchronization Process is Performed During a Transfer Process of Use Rights Over MCIM]

FIGS. 24 and 25 are a sequence chart showing an exemplary communication process between each apparatus constituting the communication system 100 according to the second embodiment of the present technology. The sequence chart shown in FIGS. 24 and 25 is a modification of the sequence chart shown in FIGS. 10 and 11 and thus, a portion of the description common to that of FIGS. 10 and 11 is omitted. In FIGS. 24 and 25, an example in which synchronous data of the transfer source is transmitted separately without being included in a transfer request of MCIM will be described.

Each process (721 to 726) shown in FIGS. 24 and 25 corresponds to each process (604 to 609) shown in FIGS. 10 and 11. However, the present example is different in that a transfer request of MCIM is transmitted without including synchronous data (723) (606).

Each process (727 to 740) shown in FIGS. 24 and 25 corresponds to each process (611 to 624) shown in FIGS. 10 and 11.

In this example, the transfer request of MCIM is transmitted without including synchronous data (723) and thus, synchronous data held by the first wireless communication apparatus 300 needs to be transmitted to the RO 200 separately from the transfer request of MCIM. Thus, after an invalidation process of the MCIM ends in the first wireless communication apparatus 300 and the first wireless communication apparatus 300 is in a connected state (738) to the RO 200, the control unit 330 of the first wireless communication apparatus 300 transmits the synchronous data to the RO 200 (741, 742). In this case, terminal identification information of the first wireless communication apparatus 300 is transmitted to the RO 200 together with the synchronous data.

When the RO 200 receives the synchronous data (742), the control unit 210 extracts the group to which the wireless communication apparatus (the first wireless communication apparatus 300) that has transmitted the synchronous data belongs. That is, terminal identification information matching the terminal identification information transmitted together with the synchronous data is extracted from the group management database 220 and the group related to the extracted terminal identification information is extracted. Then, the control unit 210 causes the group management database 220 to hold the received synchronous data in association with the extracted group (743).

Subsequently, the control unit 210 transmits validation information of MCIM to the second wireless communication apparatus 130 (744, 745). In addition, the control unit 210 transmits the synchronous data held in the group management database 220 to the second wireless communication apparatus 130 (746, 747).

When the second wireless communication apparatus 130 receives the validation information of MCIM (745), the control unit 330 of the second wireless communication apparatus 130 transmits a validation information reception notification to notify that validation information of MCIM has been received to the RO 200 (748, 749). When the second wireless communication apparatus 130 receives the synchronous data (747), the control unit 330 of the second wireless communication apparatus 130 transmits a synchronous data reception notification to notify that synchronous data has been received to the RO 200 (750, 751).

When the RO 200 receives the synchronous data reception notification (751), the control unit 210 of the RO 200 deletes the synchronous data transmitted to the second wireless communication apparatus 130 from the group management database 220 (752).

Each process (753 to 755) shown in FIGS. 24 and 25 corresponds to each process (630 to 632) shown in FIGS. 10 and 11.

FIGS. 24 and 25 show an example in which a transfer request of MCIM is made by using the first wireless communication apparatus 300 holding use rights over MCIM is shown, but such a request may also be made from a wireless communication apparatus holding no use rights over MCIM. Such an example is shown in FIGS. 26 to 30.

[Communication Example when a Transfer Request is Made from the Transfer Destination of Use Rights Over MCIM]

FIGS. 26 and 27 are a sequence chart showing an exemplary communication process between each apparatus constituting the communication system 100 according to the second embodiment of the present technology.

The sequence chart shown in FIGS. 26 to 27 is a modification of the sequence charts shown in FIGS. 12 and 13 and FIGS. 24 and 25 and thus, a portion of the description common to those of FIGS. 12 and 13 and FIGS. 24 and 25 is omitted. In FIGS. 26 and 27, an example in which synchronous data of the transfer source is transmitted separately without being included in transfer confirmation information will be described.

Each process (761 to 774) shown in FIG. 26 corresponds to each process (641 to 654) shown in FIG. 12. However, the present example is different in that transfer confirmation information is transmitted without including synchronous data (771) (651).

When the RO 200 receives the transfer confirmation information (774), the control unit 210 transmits transfer approval information indicating that the transfer has been approved to the wireless communication apparatus (the second wireless communication apparatus 130) that has transmitted the transfer request of MCIM (775, 776).

Each process (777 to 784) shown in FIG. 27 corresponds to each process (656 to 663) shown in FIG. 13.

In this example, the transfer confirmation information is transmitted without including synchronous data (771) and thus, the synchronous data held by the first wireless communication apparatus 300 needs to be transmitted to the RO 200 separately from the transfer confirmation information. Thus, after an invalidation process of the MCIM ends in the first wireless communication apparatus 300 and the first wireless communication apparatus 300 is in a connected state (782) to the RO 200, the control unit 330 of the first wireless communication apparatus 300 transmits the synchronous data to the RO 200 (785, 786). In this case, terminal identification information of the first wireless communication apparatus 300 is transmitted to the RO 200 together with the synchronous data.



Each process (785 to 799) shown in FIG. 27 corresponds to each process (741 to 755) shown in FIG. 25.

[Communication Example when a Transfer Request is Made from a Wireless Communication Apparatus Other and the Transfer Source and the Transfer Destination of Use Rights Over MCIM]

FIGS. 28 to 30 are a sequence chart showing an exemplary communication process between each apparatus constituting the communication system 100 according to the second embodiment of the present technology.

The sequence chart shown in FIGS. 28 to 30 is a modification of the sequence charts shown in FIGS. 14 to 16 and FIGS. 26 and 27 and thus, a portion of the description common to those of FIGS. 14 to 16 and FIGS. 26 and 27 is omitted. In FIGS. 28 to 30, an example in which synchronous data of the transfer source is transmitted separately without being included in transfer confirmation information will be described.

Each process (801 to 820) shown in FIGS. 28 and 29 corresponds to each process (675 to 694) shown in FIGS. 14 and 15. However, the present example is different in that transfer confirmation information is transmitted without including synchronous data (817) (691).

Each process (821 to 830) shown in FIG. 29 corresponds to each process (696 to 705) shown in FIG. 15.

In this example, the transfer confirmation information is transmitted without including synchronous data (817) and thus, the synchronous data held by the first wireless communication apparatus 300 needs to be transmitted to the RO 200 separately from the transfer confirmation information. Thus, after an invalidation process of the MCIM ends in the first wireless communication apparatus 300 and the first wireless communication apparatus 300 is in a connected state (828) to the RO 200, the control unit 330 of the first wireless communication apparatus 300 transmits the synchronous data to the RO 200 (831, 832). In this case, terminal identification information of the first wireless communication apparatus 300 is transmitted to the RO 200 together with the synchronous data.

Each process (833 to 845) shown in FIGS. 29 and 30 corresponds to each process (787 to 799) shown in FIG. 27.

[Operation Example of the Communication System]

Next, the operation of the communication system 100 according to the second embodiment of the present technology will be described with reference to drawings.

[Operation Example of the Wireless Communication Apparatus (Transfer Source) (Example in which a Transfer Operation is Performed in the Transfer Source)]

FIG. 31 is a flowchart of an exemplary communication process by the first wireless communication apparatus 300 according to the second embodiment of the present technology. FIG. 31 shows an operation example of the transfer source (the first wireless communication apparatus 300) when the first wireless communication apparatus 300 holding use rights over MCIM makes a transfer request of use rights over MCIM. FIG. 31 is a modification of FIG. 17 and thus, a portion of the description common to that of FIG. 17 is omitted by attaching the same reference signs.

If a transfer instruction operation of MCIM is performed (step S903), the control unit 330 transmits a transfer request of MCIM (including terminal identification information of the transfer source and transfer destination) to the RO 200 (step S1001). That is, a transfer request of MCIM that does not include synchronous data is transmitted to the RO 200.

In addition, after an invalidation process of MCIM is performed (step S906), the control unit 330 transmits the synchronous data to the RO 200 (step S1002).

[Operation Example of the Wireless Communication Apparatus (Transfer Destination) (Example in which a Transfer Operation is Performed in the Transfer Source)]

FIG. 32 is a flowchart of an exemplary communication process by the second wireless communication apparatus 130 according to the second embodiment of the present technology. FIG. 32 shows an operation example of the transfer destination (the second wireless communication apparatus 130) when the first wireless communication apparatus 300 holding use rights over MCIM makes a transfer request of use rights over MCIM. FIG. 32 is a modification of FIG. 18 and thus, a portion of the description common to that of FIG. 18 is omitted by attaching the same reference signs.

If the validation information of MCIM has been received (step S916), the control unit 330 of the second wireless communication apparatus 130 determines whether synchronous data is received (step S1005) and if no synchronous data is received, monitoring continues.

If the synchronous data is received (step S1005), the control unit 330 of the second wireless communication apparatus 130 transmits a validation information reception notification to the RO 200 (step S917). Subsequently, the control unit 330 of the second wireless communication apparatus 130 transmits a synchronous data reception notification to notify that synchronous data has been received to the RO 200 (step S1006).

[Operation Example of the Wireless Communication Apparatus (Transfer Source) (Example in which a Transfer Operation is Performed in the Transfer Destination)]

FIG. 33 is a flowchart of an exemplary communication process by the first wireless communication apparatus 300 according to the second embodiment of the present technology. FIG. 33 shows an operation example of the transfer source (the first wireless communication apparatus 300) when the second wireless communication apparatus 130 holding no use rights over MCIM makes a transfer request of use rights over MCIM. FIG. 33 is a modification of FIG. 19 and thus, a portion of the description common to that of FIG. 19 is omitted by attaching the same reference signs.

If the transfer confirmation operation of MCIM is an operation to permit the transfer of use rights over MCIM (step S924), the control unit 330 transmits transfer confirmation information permitting the transfer of MCIM use rights to the RO 200 (step S1011). That is, transfer confirmation information that does not include synchronous data is transmitted to the RO 200.

In addition, after an invalidation process of MCIM is performed (step S927), the control unit 330 transmits the synchronous data to the RO 200 (step S1012).

[Operation Example of the Wireless Communication Apparatus (Transfer Destination) (Example in which a Transfer Operation is Performed in the Transfer Destination)]

FIG. 34 is a flowchart of an exemplary communication process by the second wireless communication apparatus 130 according to the second embodiment of the present technology. FIG. 34 shows an operation example of the transfer destination (the second wireless communication apparatus 130) when the second wireless communication apparatus 130 holding no use rights over MCIM makes a transfer request of use rights over MCIM. FIG. 34 is a modification of FIG. 20 and thus, a portion of the description common to that of FIG. 20 is omitted by attaching the same reference signs.

If the validation information of MCIM has been received (step S935), the control unit 330 of the second wireless communication apparatus 130 determines whether synchronous data is received (step S1015) and if no synchronous data is received, monitoring continues.



If the synchronous data has been received (step S1015), the control unit 330 of the second wireless communication apparatus 130 transmits a validation information reception notification to the RO 200 (step S936). Subsequently, the control unit 330 of the second wireless communication apparatus 130 transmits a synchronous data reception notification to notify that synchronous data has been received to the RO 200 (step S1016).

[Operation Example of RO (Example in which a Transfer Operation is Performed in the Transfer Source or Transfer Destination)]

FIG. 35 is a flowchart of an exemplary communication process by the RO 200 according to the second embodiment of the present technology. In FIG. 35, an operation example of the RO 200 when a wireless communication apparatus (the transfer source or transfer destination) belonging to a group makes a transfer request of use rights over MCIM is shown. FIG. 35 is a modification of FIG. 21 and thus, a portion of the description common to that of FIG. 21 is omitted by attaching the same reference signs.

When a transfer request of MCIM is received (step S941), the control unit 210 transmits a transfer confirmation request to the wireless communication apparatus identified based on terminal identification information of the remote party (the transfer source transfer destination) included in the received transfer request of MCIM (step S944).

When transfer confirmation information is received (step S945), the control unit 210 transmits invalidation information of MCIM to invalidate the MCIM of the transfer source (wireless communication apparatus) to the transfer source (step S948).

After content of the group management database 220 is updated (step S950), the control unit 210 determines whether synchronous data is received (step S1021) and if no synchronous data is received, monitoring continues.

If the synchronous data has been received (step S1021), the control unit 210 causes the group management database 220 to hold the synchronous data in association with the group to which the wireless communication apparatus that has transmitted the synchronous data belongs (step S1022).

Subsequently, the control unit 210 transmits validation information of MCIM to the wireless communication apparatus of the transfer destination (step S1023). Subsequently, the control unit 210 transmits the synchronous data held in the group management database 220 to the wireless communication apparatus of the transfer destination (step S1024).

If the validation information reception notification has been received (step S952), the control unit 210 determines whether any synchronous data reception notification is received (step S1025) and if no synchronous data reception notification is received, monitoring continues.

If the synchronous data reception notification has been received (step S1025), the control unit 210 deletes the synchronous data transmitted to the wireless communication apparatus of the transfer destination from the group management database 220 (step S953).

[Operation Example of the Wireless Communication Apparatus (the Transfer Source or Transfer Destination) (Example in which a Transfer Operation is Performed in a Wireless Communication Apparatus Other than the Transfer Source and Transfer Destination)]

FIG. 36 is a flowchart of an exemplary communication process by a wireless communication apparatus according to the second embodiment of the present technology. FIG. 36 shows an operation example of a wireless communication apparatus when a transfer operation is performed by the wireless communication apparatus other than the transfer source

and transfer destination. FIG. 36 is a modification of FIG. 22 and thus, a portion of the description common to that of FIG. 22 is omitted by attaching the same reference signs.

If the transfer confirmation operation of MCIM is an operation to permit the transfer of use rights over MCIM (step S964), the control unit 330 transmits transfer confirmation information permitting the transfer of MCIM use rights to the RO 200 (step S966).

Subsequently, the control unit 330 determines whether the local machine is the transfer destination of use rights over MCIM (step S965). If the local machine is the transfer destination of use rights over MCIM (step S965), the control unit 330 determines whether validation information of MCIM is received (step S967) and if no validation information of MCIM is received, monitoring continues. If the validation information of MCIM has been received (step S967), the control unit 330 determines whether synchronous data is received (step S1031) and if no synchronous data is received, monitoring continues. If the synchronous data is received (step S1031), the control unit 330 transmits a validation information reception notification to the RO 200 (step S968).

Subsequently, the control unit 330 transmits a synchronous data reception notification to notify that synchronous data has been received to the RO 200 (step S1032).

In addition, after an invalidation process of MCIM is performed (step S973), the control unit 330 transmits the synchronous data to the RO 200 (step S1033).

[Operation Example of RO (Example in which a Transfer Operation is Performed in a Wireless Communication Apparatus Other than the Transfer Source and the Transfer Destination)]

FIG. 37 is a flowchart of an exemplary communication process by the RO 200 according to the second embodiment of the present technology. In FIG. 37, an operation example of the RO 200 when a wireless communication apparatus (other than the transfer source and transfer destination) belonging to a group makes a transfer request of use rights over MCIM is shown. FIG. 37 is a modification of FIG. 23 and thus, a portion of the description common to that of FIG. 23 is omitted by attaching the same reference signs.

After a transfer confirmation request is transmitted to both of the transfer source and transfer destination (step S982), the control unit 210 determines whether transfer confirmation information is received from both of the transfer source and transfer destination (step S986).

Each process (step S1041 to step S1045) shown in FIG. 37 corresponds to each process (step S1022 to step S1025) shown in FIG. 35. Thus, the description thereof is omitted here.

In the second embodiment of the present technology, an example in which after an invalidation process of the MCIM of the first wireless communication apparatus 300 is performed, synchronous data is transmitted from the first wireless communication apparatus 300 to the RO 200 is transmitted is shown. In this case, the synchronous data can directly be transmitted from the first wireless communication apparatus 300 to the RO 200. However, before the invalidation process of the MCIM, synchronous data may be transmitted from the first wireless communication apparatus 300 to the RO 200. In this case, synchronous data is transmitted from the first wireless communication apparatus 300 to the RO 200 via the SHO 120.

Thus, in the second embodiment of the present technology, when use rights over MCIM are transferred, synchronous data can be transmitted from the transfer source to the transfer destination separately from a transfer request thereof. Therefore, the data synchronization process can appropriately be



performed in accordance with the communication function of the wireless communication apparatus.

<3. Modification>

In the first and second embodiments of the present technology, examples in which a data synchronization process is performed by transmitting synchronous data from the transfer source to the transfer destination for a transfer process of use rights over MCIM have been described. However, it is assumed that there are some users who wish to perform a data synchronization process for processes other than a transfer process of use rights over MCIM. Thus, in this modification, examples in which a data synchronization process is performed for a process other than a transfer process of use rights over MCIM are shown.

[Communication Example when a Data Synchronization Process is Performed for a Process Other than a Transfer Process of Use Rights Over MCIM]

FIGS. 38 and 39 are a sequence chart showing an exemplary communication process between each apparatus constituting the communication system 100 according to a modification of an embodiment of the present technology.

In FIGS. 38 and 39, it is assumed that the first wireless communication apparatus 300 holds use rights over MCIM when the group AB is constituted of the first wireless communication apparatus 300, the second wireless communication apparatus 130, and the third wireless communication apparatus 140. FIGS. 38 and 39 show a communication process example when a data synchronization process of data between the first wireless communication apparatus 300 and the second wireless communication apparatus 130 is performed by operating the first wireless communication apparatus 300. It is assumed in FIGS. 38 and 39 that the first wireless communication apparatus 300 is in a connected state (601) to the SHO 120 and the second wireless communication apparatus 130 and the third wireless communication apparatus 140 are in connected states (602, 603) to the RO 200.

First, the display unit 370 of the first wireless communication apparatus 300 is caused to display a data synchronization setting screen for performing a data synchronization process by a user operation (851). The data synchronization setting screen is a screen, for example, the group list display screen 500 shown in FIG. 7 in which a synchronous data transmission source selection area is displayed without the transfer destination selection area 501 being displayed. In the synchronous data transmission source selection area, a check box to select the transfer source of synchronous data is displayed when a data synchronization process is performed.

While the data synchronization setting screen is displayed in the display unit 370 as described above (851), a "√" mark is attached to the check box (corresponding to the presence/absence selection area 502 of data synchronization shown in FIG. 7) of the remote party of the data synchronization process (852). In addition, a "√" mark is attached to the check box (synchronous data transmission source selection area) of the transmission source of synchronous data (852).

After a "√" mark is attached to the check box of the remote party and a "√" mark is attached to the check box of the transmission source of synchronous data as described above, a confirm button (corresponding to the confirm button 506 shown in FIG. 7) is pressed (852). If a data synchronization setting operation is accepted by the first wireless communication apparatus 300 as described above (852), a data synchronization request is transmitted from the first wireless communication apparatus 300 to the RO 200 (853 to 856). In this case, the first wireless communication apparatus 300 and the SHO 120 are in a connected state (601) and thus, the data synchronization request is transmitted from the first wireless

communication apparatus 300 to the RO 200 via the SHO 120 (853 to 856). The data synchronization request includes terminal identification information (PCID#1, PCID#2) of wireless communication apparatuses intended for the data synchronization process and synchronous data.

When the RO 200 receives the data synchronization request (856), the control unit 210 extracts the group to which the wireless communication apparatus that has transmitted the data synchronization request belongs based on the terminal identification information included in the received data synchronization request. That is, terminal identification information matching the terminal identification information included in the received data synchronization request is extracted from the group management database 220 and the group related to the extracted terminal identification information is extracted. Then, the control unit 210 causes the group management database 220 to hold the synchronous data included in the received data synchronization request in association with the extracted group (857).

Subsequently, the control unit 210 transmits a synchronous data reception notification to notify that the data synchronization request has been received to the wireless communication apparatus (the first wireless communication apparatus 300) identified based on terminal identification information of the transmission source included in the received data synchronization request (858 to 861). When the synchronous data reception notification is received (861), the first wireless communication apparatus 300 may cause the display unit 370 to display the reception.

The display unit 370 of the second wireless communication apparatus 130 is caused to display a data synchronization setting screen to perform a data synchronization process (862). While the data synchronization setting screen is displayed in the display unit 370 as described above (862), a "√" mark is attached to the check box of the transmission source (the first wireless communication apparatus 300) of the synchronous data (863). In addition, a "√" mark is attached to the check box of the transmission destination (the second wireless communication apparatus 130) of the synchronous data (863).

After a "√" mark is attached to the check boxes of the transmission source and transmission destination of the synchronous data as described above, a confirm button (corresponding to the confirm button 506 shown in FIG. 7) is pressed (863). If a data synchronization setting operation is accepted by the second wireless communication apparatus 130 as described above (863), a data synchronization request is transmitted from the second wireless communication apparatus 130 to the RO 200 (864, 865). In this case, the second wireless communication apparatus 130 and the RO 200 are in a connected state (602), the data synchronization request is directly transmitted from the second wireless communication apparatus 130 to the RO 200 (864, 865). The data synchronization request includes terminal identification information (PCID#1, PCID#2) of wireless communication apparatuses intended for the data synchronization process, but does not include synchronous data.

When the RO 200 receives the data synchronization request (865), the control unit 210 extracts the group to which the wireless communication apparatus that has transmitted the data synchronization request belongs based on the terminal identification information included in the received data synchronization request. That is, terminal identification information matching the terminal identification information included in the received data synchronization request is extracted from the group management database 220 and the group related to the extracted terminal identification informa-



tion is extracted. Then, the control unit **210** acquires synchronous data the group management database **220** is caused to hold in association with the extracted group and transmits the acquired synchronous data to the wireless communication apparatus that has transmitted the data synchronization request (**866, 867**).

When the second wireless communication apparatus **130** receives the synchronous data (**867**), the control unit **330** of the second wireless communication apparatus **130** performs a data synchronization process to synchronize data in the second wireless communication apparatus **130** with data in the first wireless communication apparatus **300** (**868**).

When the synchronous data is transmitted to the second wireless communication apparatus **130** (**866**), the control unit **210** of the RO **200** deletes the synchronous data transmitted to the second wireless communication apparatus **130** from the group management database **220** (**869**).

In FIGS. **38** and **39**, an example in which the first wireless communication apparatus **300** holding use rights over MCIM is the transfer source of synchronous data is shown, but can also be applied to a case when a wireless communication apparatus holding no use rights over MCIM is the transfer source of synchronous data.

FIGS. **38** and **39** also shows an example in which synchronous data is deleted from the group management database **220** on condition that synchronous data should be transmitted in response to a synchronous data request from the second wireless communication apparatus **130**. However, a case in which after performing a data synchronization setting operation using the first wireless communication apparatus **300**, the user does not perform a data synchronization setting operation on the second wireless communication apparatus **130** for some reason (for example, simply forgotten to operate or due to an urgent task) can also be assumed. In such a case, synchronous data may not be deletable from the group management database **220**. When, for example, a relatively large number of users use the data synchronization process shown in FIGS. **38** and **39**, there is a possibility that the amount of data (amount of synchronous data) held by the RO **200** becomes huge. In such a case, an increase in cost to operate the RO **200** can be assumed.

Thus, making the valid time of synchronous data settable when the synchronous data is transmitted from the first wireless communication apparatus **300** can be considered. For example, a fixed value (for example, 10 min) can be set as the valid time. For example, the second wireless communication apparatus **130** can acquire synchronous data from the RO **200** by a data synchronization setting operation being performed by the user on the second wireless communication apparatus **130** within 10 min after the synchronous data is transmitted from the first wireless communication apparatus **300**. However, if no data synchronization setting operation is performed on the second wireless communication apparatus **130** when 10 min pass after synchronous data being transmitted from the first wireless communication apparatus **300**, the RO **200** can delete the synchronous data from the group management database **220**. That is, if no data synchronization request is received from the second wireless communication apparatus **130** when 10 min pass after synchronous data is received from the first wireless communication apparatus **300**, the RO **200** can delete the synchronous data from the group management database **220**. By setting the valid time in this manner, the cost of operating the RO **200** can be reduced. The valid time may be made changeable by the user.

FIGS. **38** and **39** show an example in which the user successively performs a data synchronization setting operation on two wireless communication apparatuses intended for a

data synchronization process. However, for example, when synchronous data is received from the first wireless communication apparatus **300**, the RO **200** may notify the second wireless communication apparatus **130** of the reception. By making the notification in this manner, the user can be prompted to perform a data synchronization setting operation using the second wireless communication apparatus **130**. In addition, with the reception of the notification, the user can promptly perform a data synchronization setting operation using the second wireless communication apparatus **130**. An example thereof is shown in FIGS. **40** and **41**.

[Communication Example when a Data Synchronization Process is Performed for a Process Other than a Transfer Process of Use Rights Over MCIM]

FIGS. **40** and **41** are a sequence chart showing an exemplary communication process between each apparatus constituting the communication system **100** according to a modification of an embodiment of the present technology. The sequence chart shown in FIGS. **40** to **41** is a modification of the sequence chart shown in FIGS. **38** and **39** and thus, a portion of the description common to that of FIGS. **38** and **39** is omitted.

Each process (**871** to **881**) shown in FIG. **40** corresponds to each process (**851** to **861**) shown in FIG. **38**.

The control unit **210** of the RO **200** transmits a synchronous data notification to the wireless communication apparatus (the second wireless communication apparatus **130**) identified based on terminal identification information of the transmission destination included in the received data synchronization request (**882, 883**). When the synchronous data notification (**883**), the second wireless communication apparatus **130** causes the display unit **370** of the second wireless communication apparatus **130** to display a data synchronization setting screen to perform a data synchronization process (**884**).

Each process (**884** to **891**) shown in FIGS. **40** and **41** corresponds to each process (**862** to **869**) shown in FIGS. **38** and **39**.

In FIGS. **38** to **41**, as described above, examples in which the user performs a data synchronization setting operation on two wireless communication apparatuses intended for a data synchronization process are shown. However, for example, the user may perform a data synchronization setting operation on the wireless communication apparatus as the transmission source of synchronous data of the two wireless communication apparatuses intended for a data synchronization process so that a data synchronization process is automatically performed on the wireless communication apparatus as the transmission destination of the synchronous data. When a data synchronization process is automatically performed as described above, it is assumed that, for example, settings for the automatic operation are made by a user operation. Accordingly, when, for example, a synchronous data notification is received by the wireless communication apparatus (the second wireless communication **130**) of the transmission destination (**883**), the control unit **330** of the second wireless communication **130** can automatically transmit a data synchronization request to the RO **200**.

Thus, according to the modification of an embodiment of the present technology, a data synchronization process can be performed without transferring MCIM (contract authentication information) use rights. Thus, the load on the network side can be reduced.

In the embodiments of the present technology, as data intended for a data synchronization process, content of an address book or a schedule book is taken as an example. However, the embodiments of the present technology can be



applied when a data synchronization process is performed on content other than the address book and schedule book (for example, a play list (music, photos and the like) and ID information). The ID information is, for example, a login account of a blog, HP (home page) or the like or ID information for using services on the Internet. The blog includes, for example, a communication service (so-called mini-blog (for example, twittering)) in which a short sentence can be posted and browsed.

The embodiments of the present technology have been described by taking integrally configured information processing apparatuses (the SHO 120, the RO 200 and the like) as an example. However, the embodiments of the present technology can also be applied to an information processing system in which each unit (for example, the control unit 210 or the group management database 220) included in these information processing apparatuses is constituted of a plurality of apparatuses. While the embodiments of the present technology have been described by taking the group AB constituted of three wireless communication apparatuses as an example, the embodiments of the present technology can also be applied to a group constituted of two or four or more wireless communication apparatuses. The embodiments of the present technology have been described by taking a case when a data synchronization process is performed between a plurality of wireless communication apparatuses constituting a group as an example. However, the embodiments of the present technology can also be applied when a data synchronization process is performed between a plurality of wireless communication apparatuses that do not constitute a group. In such a case, for example, the remote party to perform a data synchronization process with can be set by a user operation (for example, an input operation to identify the remote wireless communication apparatus).

In addition, the embodiments of the present technology can be applied to mobile wireless communication apparatuses (for example, terminal apparatuses dedicated to data communication) and fixed wireless communication apparatuses. For example, the embodiments of the present technology can be applied to wireless communication apparatuses for the purpose of collecting data of vending machines and wireless communication apparatuses mounted on elevators, automobiles, and electronic devices (for example, home appliances, game machines, and digital photo-frames).

Examples where use rights over an MCIM are used as network connection rights are described above in the embodiments of the present disclosure. However, it is also possible to apply the embodiments of the present disclosure to connection rights for connecting to a specified network based on other information (for example, a USIM (Universal Subscriber Identity Module)).

Note that the embodiments given above describe examples used to embody the present disclosure and that elements in the embodiments correspond to elements in the patent claims. In the same way, elements in the patent claims correspond to elements in the embodiments of the present disclosure that have been given the same names. However, it should be understood by those skilled in the art that various modifications, combinations, sub-combinations and alterations may occur depending on design requirements and other factors insofar as they are within the scope of the appended claims or the equivalents thereof.

The processing procedures described in the embodiments given above may take the form of a method including a series of such procedures and may also take the form of a program for causing a computer to execute a series of such procedures or a recording medium storing such a program. As examples,

it is possible to use a CD (Compact Disc), an MD (MiniDisc), a DVD (Digital Versatile Disc), a memory card, a Blu-ray Disc (registered trademark) or the like as the recording medium.

Additionally, the present technology may also be configured as below.

(1)

A wireless communication apparatus including:

an accepting unit that accepts a transfer operation to transfer a connection right from a first wireless communication apparatus to which the connection right to connect to a predetermined network using wireless communication is set to a second wireless communication apparatus to which the connection right is not set; and

a control unit that, when the transfer operation is accepted, transmits a transfer request that requests the connection right to be transferred from the first wireless communication apparatus to the second wireless communication apparatus with information included in the transfer request, the information being used for synchronizing data in the second wireless communication apparatus with predetermined data in the first wireless communication apparatus.

(2)

The wireless communication apparatus according to (1), wherein the wireless communication apparatus is the first wireless communication apparatus,

wherein a group sharing the connection right is constituted of a plurality of wireless communication apparatuses including the first wireless communication apparatus and the second wireless communication apparatus,

wherein, when the transfer operation is accepted, the control unit transmits the transfer request and the predetermined data to a management system that manages the group, and

wherein, when the transfer request and the predetermined data are received, the management system transmits setting information to set the connection right to the second wireless communication apparatus to cause the second wireless communication apparatus to set the connection right and transmits the predetermined data to the second wireless communication apparatus to exercise control to synchronize the data in the second wireless communication apparatus with the predetermined data.

(3)

The wireless communication apparatus according to (2), wherein the control unit transmits the transfer request including the predetermined data to the management system as the information for synchronization, and

wherein the management system transmits the setting information to the second wireless communication apparatus with the predetermined data included in the setting information.

(4)

The wireless communication apparatus according to (2) or (3), wherein the management system is an RO (Registration Operator), and

wherein, when the predetermined data is received from the first wireless communication apparatus, the RO holds the predetermined data and transmits the held predetermined data to the second wireless communication apparatus.

(5)

The wireless communication apparatus according to (4), wherein, when the predetermined data is held, the RO notifies the second wireless communication apparatus that the predetermined data is held.



(6)

The wireless communication apparatus according to (4) or (5), wherein the RO deletes the held predetermined data after the held predetermined data is transmitted to the second wireless communication apparatus.

(7)

The wireless communication apparatus according to any one of (4) to (6), wherein, when the predetermined data is not transmitted to the second wireless communication apparatus for a predetermined time or longer after the predetermined data is held, the RO deletes the predetermined data and does not transmit the predetermined data to the second wireless communication apparatus.

(8)

The wireless communication apparatus according to (7), wherein the accepting unit accepts a specifying operation to specify the predetermined time,

wherein, when the specifying operation is accepted, the control unit transmits, to the RO, time information about the specified predetermined time in association with the predetermined data, and

wherein the RO deletes the predetermined data using the predetermined time related to the time information transmitted in association with the predetermined data.

(9)

The wireless communication apparatus according to any one of (2) to (9),

wherein the wireless communication apparatus to which the connection right is set among the plurality of wireless communication apparatuses constituting the group is connectable to an SHO (Selected Home Operator) based on the connection right, and

wherein the wireless communication apparatus to which the connection right is not set among the plurality of wireless communication apparatuses constituting the group is connectable only to the RO.

(10)

The wireless communication apparatus according to (1), wherein the wireless communication apparatus is the second wireless communication apparatus,

wherein a group sharing the connection right is constituted of a plurality of wireless communication apparatuses including the first wireless communication apparatus and the second wireless communication apparatus,

wherein, when the transfer operation is accepted, the control unit transmits the transfer request to a management system that manages the group, and

wherein, when the transfer request is received, the management system transmits a transfer confirmation request to request permission of transfer concerning the transfer request to the first wireless communication apparatus, and when transfer confirmation information permitting the transfer concerning the transfer confirmation request and the predetermined data are transmitted from the first wireless communication apparatus, the management system transmits setting information to set the connection right to the second wireless communication apparatus to cause the second wireless communication apparatus to set the connection right and transmits the predetermined data to the second wireless communication apparatus to exercise control to synchronize the data in the second wireless communication apparatus with the predetermined data.

(11)

The wireless communication apparatus according to (10), wherein the first wireless communication apparatus transmits the transfer confirmation information to the management

system with the predetermined data included in the transfer confirmation information, and

wherein the management system transmits the setting information to the second wireless communication apparatus with the predetermined data included in the setting information.

(12)

The wireless communication apparatus according to any one of (1) to (11), wherein the predetermined data is content intended for a data synchronization process between the first wireless communication apparatus and the second wireless communication apparatus.

(13)

The wireless communication apparatus according to (12), wherein the control unit transmits the transfer request including the information to synchronize the content in the second wireless communication apparatus with newly updated content in the first wireless communication apparatus.

(14)

The wireless communication apparatus according to any one of (1) to (13),

wherein the accepting unit accepts the transfer operation and a synchronization instruction operation to synchronize the data in the second wireless communication apparatus with the predetermined data, and

wherein the control unit transmits the transfer request when the transfer operation and the synchronization instruction operation are accepted, and the control unit transmits the transfer request without including the information for synchronization in the transfer request when only the transfer operation is accepted.

(15)

The wireless communication apparatus according to any one of (1) to (14), wherein the connection right is a right to connect to a base station based on contract authentication information to connect to the base station operated by a communication operator.

(16)

An information processing apparatus including:

a receiving unit that receives a transfer request that requests a connection right to be transferred from a first wireless communication apparatus to which the connection right to connect to a predetermined network using wireless communication is set to a second wireless communication apparatus to which the connection right is not set, the transfer request including information used for synchronizing data in the second wireless communication apparatus with predetermined data in the first wireless communication apparatus; and

a control unit that, when the transfer request is received, transmits setting information to set the connection right to the second wireless communication apparatus to cause the second wireless communication apparatus to set the connection right and transmits the predetermined data to the second wireless communication apparatus to exercise control to synchronize the data in the second wireless communication apparatus with the predetermined data.

(17)

A communication system including:

a wireless communication apparatus including an accepting unit that accepts a transfer operation to transfer a connection right from a first wireless communication apparatus to which the connection right to connect to a predetermined network using wireless communication is set to a second wireless communication apparatus to which the connection right is not set and a control unit that, when the transfer operation is accepted, transmits a transfer request that requests the connection right to be transferred from the first



51

wireless communication apparatus to the second wireless communication apparatus with information included in the transfer request, the information being used for synchronizing data in the second wireless communication apparatus with predetermined data in the first wireless communication apparatus; and

an information processing apparatus that, when the transfer request is received, transmits setting information to set the connection right to the second wireless communication apparatus to cause the second wireless communication apparatus to set the connection right and transmits the predetermined data to the second wireless communication apparatus to exercise control to synchronize the data in the second wireless communication apparatus with the predetermined data.

(18)

A method of controlling a wireless communication apparatus including:

an acceptance procedure of accepting a transfer operation to transfer a connection right from a first wireless communication apparatus to which the connection right to connect to a predetermined network using wireless communication is set to a second wireless communication apparatus to which the connection right is not set; and

a transmission procedure of transmitting, when the transfer operation is accepted, a transfer request that requests the connection right to be transferred from the first wireless communication apparatus to the second wireless communication apparatus with information included in the transfer request, the information being used for synchronizing data in the second wireless communication apparatus with predetermined data in the first wireless communication apparatus.

## REFERENCE SIGNS LIST

100 communication system  
 110 public network  
 120 SHO  
 121, 122, 206 base station  
 125, 210 control unit  
 126-129, 207 wireless line  
 130 second wireless communication apparatus  
 140 third wireless communication apparatus  
 200 RO  
 205 communication unit  
 220 group management database  
 300 first wireless communication apparatus  
 311 antenna  
 312 antenna sharing unit  
 321 modulating unit  
 322 demodulating unit  
 330 control unit  
 331 bus  
 340 memory  
 350 MCIM information storage unit  
 360 operation unit  
 370 display unit  
 380 position information acquiring unit  
 391 microphone  
 392 speaker

The invention claimed is:

1. A wireless communication apparatus comprising:

an accepting unit that accepts a transfer operation to transfer a connection right from a first wireless communication apparatus to which the connection right to connect to a predetermined network using wireless communication is set to a second wireless communication apparatus to which the connection right is not set; and

52

a control unit that, when the transfer operation is accepted, transmits a transfer request and predetermined data, the transfer request requesting the connection right to be transferred from the first wireless communication apparatus to the second wireless communication apparatus with information included in the transfer request, the information being used for synchronizing data in the second wireless communication apparatus with the predetermined data in the first wireless communication apparatus,

wherein the connection right of the first wireless communication apparatus is invalidated after the connection right is transferred to the second wireless communication apparatus,

wherein the transfer request and the predetermined data are transmitted to a management system, wherein the management system holds the received predetermined data and notifies the second wireless communication apparatus that the predetermined data is held,

wherein the management system is an Registration Operator (RO),

wherein the RO deletes the held predetermined data after the held predetermined data is transmitted to the second wireless communication apparatus, and when the predetermined data is not transmitted to the second wireless communication apparatus for a predetermined time or longer after the predetermined data is held, the RO deletes the predetermined data and does not transmit the predetermined data to the second wireless communication apparatus.

2. The wireless communication apparatus according to claim 1,

wherein the wireless communication apparatus is the first wireless communication apparatus,

wherein a group sharing the connection right is constituted of a plurality of wireless communication apparatuses including the first wireless communication apparatus and the second wireless communication apparatus,

wherein, when the transfer operation is accepted, the control unit transmits the transfer request and the predetermined data to the management system that manages the group, and

wherein, when the transfer request and the predetermined data are received, the management system transmits setting information to set the connection right to the second wireless communication apparatus to cause the second wireless communication apparatus to set the connection right and transmits the predetermined data to the second wireless communication apparatus to exercise control to synchronize the data in the second wireless communication apparatus with the predetermined data.

3. The wireless communication apparatus according to claim 2,

wherein the control unit transmits the transfer request including the predetermined data to the management system as the information for synchronization, and

wherein the management system transmits the setting information to the second wireless communication apparatus with the predetermined data included in the setting information.

4. The wireless communication apparatus according to claim 2,

wherein the wireless communication apparatus to which the connection right is set among the plurality of wireless communication apparatuses constituting the group is connectable to an SHO (Selected Home Operator) based on the connection right, and



53

wherein the wireless communication apparatus to which the connection right is not set among the plurality of wireless communication apparatuses constituting the group is connectable only to the RO.

5. The wireless communication apparatus according to claim 1,

wherein the accepting unit accepts a specifying operation to specify the predetermined time,

wherein, when the specifying operation is accepted, the control unit transmits, to the RO, time information about the specified predetermined time in association with the predetermined data, and

wherein the RO deletes the predetermined data using the predetermined time related to the time information transmitted in association with the predetermined data.

6. The wireless communication apparatus according to claim 1,

wherein the wireless communication apparatus is the second wireless communication apparatus,

wherein a group sharing the connection right is constituted of a plurality of wireless communication apparatuses including the first wireless communication apparatus and the second wireless communication apparatus,

wherein, when the transfer operation is accepted, the control unit transmits the transfer request to the management system that manages the group, and

wherein, when the transfer request is received, the management system transmits a transfer confirmation request to request permission of transfer concerning the transfer request to the first wireless communication apparatus, and when transfer confirmation information permitting the transfer concerning the transfer confirmation request and the predetermined data are transmitted from the first wireless communication apparatus, the management system transmits setting information to set the connection right to the second wireless communication apparatus to cause the second wireless communication apparatus to set the connection right and transmits the predetermined data to the second wireless communication apparatus to exercise control to synchronize the data in the second wireless communication apparatus with the predetermined data.

7. The wireless communication apparatus according to claim 6,

wherein the first wireless communication apparatus transmits the transfer confirmation information to the management system with the predetermined data included in the transfer confirmation information, and

wherein the management system transmits the setting information to the second wireless communication apparatus with the predetermined data included in the setting information.

8. The wireless communication apparatus according to claim 1, wherein the predetermined data is content intended for a data synchronization process between the first wireless communication apparatus and the second wireless communication apparatus.

9. The wireless communication apparatus according to claim 8, wherein the control unit transmits the transfer request including the information to synchronize the content in the second wireless communication apparatus with newly updated content in the first wireless communication apparatus.

10. The wireless communication apparatus according to claim 1,

wherein the accepting unit accepts the transfer operation and a synchronization instruction operation to synchro-

54

nize the data in the second wireless communication apparatus with the predetermined data, and

wherein the control unit transmits the transfer request when the transfer operation and the synchronization instruction operation are accepted, and the control unit transmits the transfer request without including the information for synchronization in the transfer request when only the transfer operation is accepted.

11. The wireless communication apparatus according to claim 1, wherein the connection right is a right to connect to a base station based on contract authentication information to connect to the base station operated by a communication operator.

12. An information processing apparatus comprising:

a receiving unit that receives a transfer request that requests a connection right to be transferred from a first wireless communication apparatus to which the connection right to connect to a predetermined network using wireless communication is set to a second wireless communication apparatus to which the connection right is not set, the transfer request including information used for synchronizing data in the second wireless communication apparatus with predetermined data in the first wireless communication apparatus; and

a control unit that, when the transfer request is received, transmits setting information to set the connection right to the second wireless communication apparatus to cause the second wireless communication apparatus to set the connection right and transmits the predetermined data to the second wireless communication apparatus to exercise control to synchronize the data in the second wireless communication apparatus with the predetermined data,

wherein the connection right of the first wireless communication apparatus is invalidated after the connection right is transferred to the second wireless communication apparatus,

wherein the transfer request and the predetermined data are transmitted to a management system, and

wherein the management system holds the received predetermined data and notifies the second wireless communication apparatus that the predetermined data is held,

wherein the management system deletes the held predetermined data after the held predetermined data is transmitted to the second wireless communication apparatus, and when the predetermined data is not transmitted to the second wireless communication apparatus for a predetermined time or longer after the predetermined data is held, the management system deletes the predetermined data and does not transmit the predetermined data to the second wireless communication apparatus.

13. A communication system comprising:

a wireless communication apparatus including an accepting unit that accepts a transfer operation to transfer a connection right from a first wireless communication apparatus to which the connection right to connect to a predetermined network using wireless communication is set to a second wireless communication apparatus to which the connection right is not set and a control unit that, when the transfer operation is accepted, transmits a transfer request that requests the connection right to be transferred from the first wireless communication apparatus to the second wireless communication apparatus with information included in the transfer request, the information being used for synchronizing data in the



55

second wireless communication apparatus with predetermined data in the first wireless communication apparatus; and  
 an information processing apparatus that, when the transfer request is received, transmits setting information to set the connection right to the second wireless communication apparatus to cause the second wireless communication apparatus to set the connection right and transmits the predetermined data to the second wireless communication apparatus to exercise control to synchronize the data in the second wireless communication apparatus with the predetermined data,  
 wherein the connection right of the first wireless communication apparatus is invalidated after the connection right is transferred to the second wireless communication apparatus,  
 wherein the transfer request and the predetermined data are transmitted to a management system, and  
 wherein the management system holds the received predetermined data and notifies the second wireless communication apparatus that the predetermined data is held,  
 wherein the management system is an Registration Operator (RO),  
 wherein the RO deletes the held predetermined data after the held predetermined data is transmitted to the second wireless communication apparatus, and when the predetermined data is not transmitted to the second wireless communication apparatus for a predetermined time or longer after the predetermined data is held, the RO deletes the predetermined data and does not transmit the predetermined data to the second wireless communication apparatus.

14. A method of controlling a wireless communication apparatus comprising:

56

an acceptance procedure of accepting a transfer operation to transfer a connection right from a first wireless communication apparatus to which the connection right to connect to a predetermined network using wireless communication is set to a second wireless communication apparatus to which the connection right is not set; and  
 a transmission procedure of transmitting, when the transfer operation is accepted, a transfer request that requests the connection right to be transferred from the first wireless communication apparatus to the second wireless communication apparatus with information included in the transfer request, the information being used for synchronizing data in the second wireless communication apparatus with predetermined data in the first wireless communication apparatus,  
 wherein the connection right of the first wireless communication is invalidated after the connection right is transferred to the second wireless communication apparatus,  
 wherein the transfer request and the predetermined data are transmitted to a management system, and  
 wherein the management system holds the received predetermined data and notifies the second wireless communication apparatus that the predetermined data is held,  
 wherein the management system is an Registration Operator (RO),  
 wherein the RO deletes the held predetermined data after the held predetermined data is transmitted to the second wireless communication apparatus, and when the predetermined data is not transmitted to the second wireless communication apparatus for a predetermined time or longer after the predetermined data is held, the RO deletes the predetermined data and does not transmit the predetermined data to the second wireless communication apparatus.

\* \* \* \* \*