



US009271238B2

(12) **United States Patent**
Ismail et al.

(10) **Patent No.:** **US 9,271,238 B2**
(45) **Date of Patent:** **Feb. 23, 2016**

(54) **APPLICATION OR CONTEXT AWARE FAST DORMANCY**

(56) **References Cited**

(71) Applicant: **Seven Networks, Inc.**, San Carlos, CA (US)

(72) Inventors: **Mohanad Ismail**, Foster City, CA (US); **Michael Wendling**, Redwood City, CA (US); **Ari Backholm**, Los Altos, CA (US)

(73) Assignee: **Seven Networks, LLC**, San Carlos, CA (US)

(*) Notice: Subject to any disclaimer, the term of this patent is extended or adjusted under 35 U.S.C. 154(b) by 84 days.

(21) Appl. No.: **13/815,908**

(22) Filed: **Mar. 15, 2013**

(65) **Prior Publication Data**

US 2014/0204815 A1 Jul. 24, 2014

Related U.S. Application Data

(60) Provisional application No. 61/755,886, filed on Jan. 23, 2013.

(51) **Int. Cl.**
H04W 52/02 (2009.01)

(52) **U.S. Cl.**
CPC **H04W 52/0258** (2013.01); **Y02B 60/50** (2013.01)

(58) **Field of Classification Search**
CPC **H04W 52/0258**
USPC **370/252, 253, 311**
See application file for complete search history.

U.S. PATENT DOCUMENTS

222,458 A	12/1879	Connolly et al.
447,918 A	3/1891	Strowger
4,200,770 A	4/1980	Hellman et al.
4,255,796 A	3/1981	Gabbe et al.
4,276,597 A	6/1981	Dissly et al.
4,531,020 A	7/1985	Wechselberger et al.
4,807,182 A	2/1989	Queen
4,831,582 A	5/1989	Miller et al.

(Continued)

FOREIGN PATENT DOCUMENTS

EP	0772327 A2	5/1997
EP	0993165 A2	4/2000

(Continued)

OTHER PUBLICATIONS

Adwankar, Sandeep et al., "Universal Manager: Seamless Management of Enterprise Mobile and Non-Mobile Devices," Proceedings of the 2004 IEEE International Conference on Mobile Data Management, 12 pages, 2004.

(Continued)

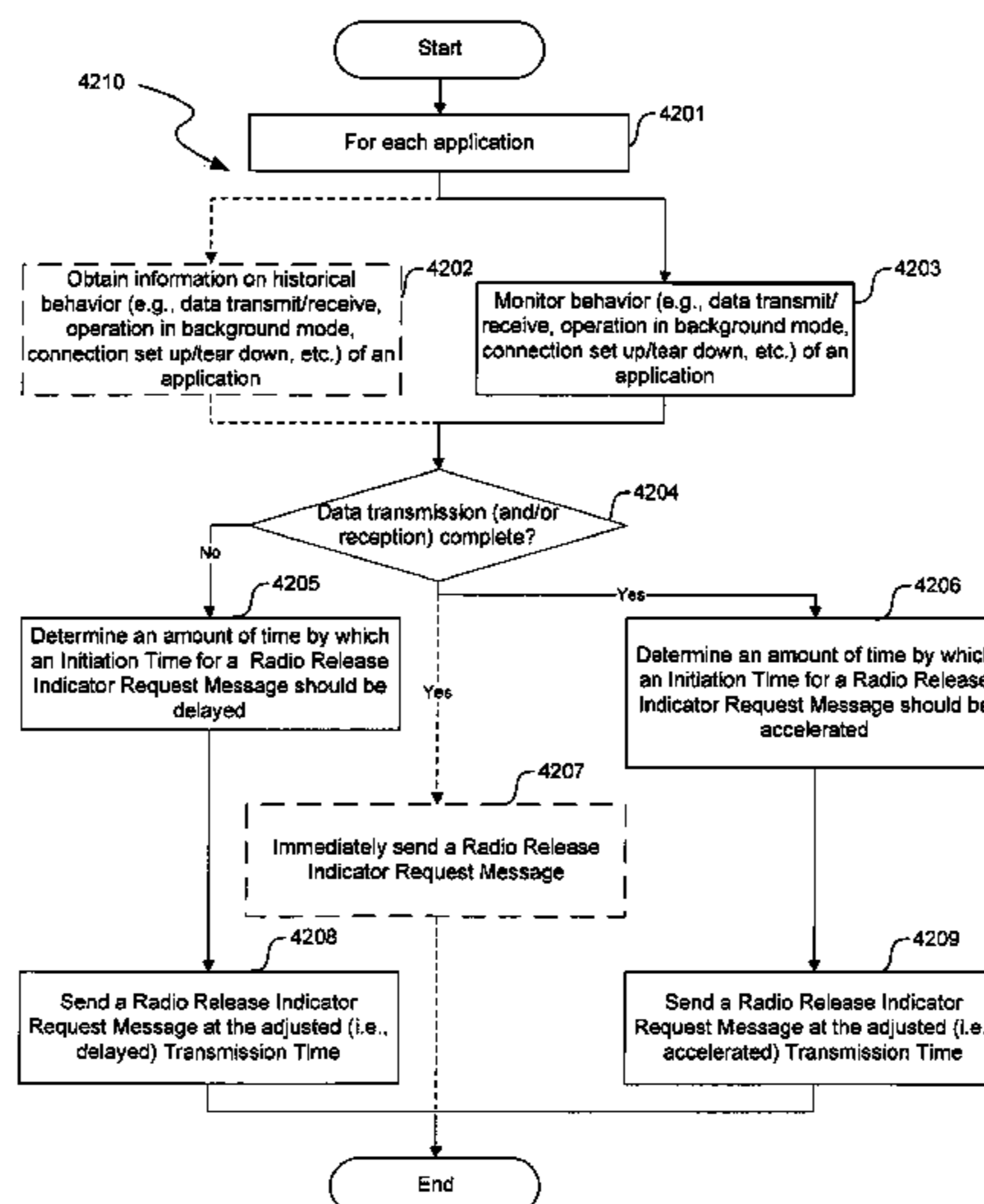
Primary Examiner — Albert T Chou

(74) *Attorney, Agent, or Firm* — NK Patent Law, PLLC

(57) **ABSTRACT**

Systems and methods for improving battery life and transmission efficiency of mobile devices are disclosed. Some embodiments provide for application and/or context aware fast dormancy on a mobile device or user equipment (UE) and/or via a proxy server. By incorporating application and context information, e.g., when an application opens a connection, what kind of applications are present, how the application normally behaves and whether the application is running in background or transmitting background data, embodiments provide for an improved and enhanced fast dormancy operation.

18 Claims, 21 Drawing Sheets



(56)

References Cited

U.S. PATENT DOCUMENTS

4,875,159 A	10/1989	Cary et al.	5,757,916 A	5/1998	MacDoran et al.
4,897,781 A	1/1990	Chang et al.	5,758,088 A	5/1998	Bezaire et al.
4,972,457 A	11/1990	O'Sullivan	5,758,150 A	5/1998	Bell et al.
5,008,853 A	4/1991	Bly et al.	5,758,322 A	5/1998	Rongley
5,159,624 A	10/1992	Makita	5,758,354 A	5/1998	Huang et al.
5,220,657 A	6/1993	Bly et al.	5,758,355 A	5/1998	Buchanan
5,263,157 A	11/1993	Janis	5,765,171 A	6/1998	Gehani et al.
5,283,856 A	2/1994	Gross et al.	5,778,346 A	7/1998	Frid-Nielsen et al.
5,357,431 A	10/1994	Nakada et al.	5,778,361 A	7/1998	Nanjo et al.
5,384,892 A	1/1995	Strong	5,781,614 A	7/1998	Brunson
5,386,564 A	1/1995	Shearer et al.	5,781,901 A	7/1998	Kuzma
5,392,390 A	2/1995	Crozier	5,781,906 A	7/1998	Aggarwal et al.
5,434,994 A	7/1995	Shaheen et al.	5,787,430 A	7/1998	Doeringer et al.
5,436,960 A	7/1995	Campana, Jr. et al.	5,787,441 A	7/1998	Beckhardt
5,438,611 A	8/1995	Campana, Jr. et al.	5,790,425 A	8/1998	Wagle
5,479,472 A	12/1995	Campana, Jr. et al.	5,790,790 A	8/1998	Smith et al.
5,487,100 A	1/1996	Kane	5,790,974 A	8/1998	Tognazzini
5,491,703 A	2/1996	Barnaby et al.	5,793,413 A	8/1998	Hylton et al.
5,493,692 A	2/1996	Theimer et al.	5,794,210 A	8/1998	Goldhaber et al.
5,519,606 A	5/1996	Frid-Nielsen et al.	5,799,318 A	8/1998	Cardinal et al.
5,537,464 A	7/1996	Lewis et al.	5,802,312 A	9/1998	Lazaridis et al.
5,555,376 A	9/1996	Theimer et al.	5,802,454 A	9/1998	Goshay et al.
5,559,800 A	9/1996	Mousseau et al.	5,802,518 A	9/1998	Karaev et al.
5,572,571 A	11/1996	Shirai	5,802,524 A	9/1998	Flowers et al.
5,572,643 A	11/1996	Judson	5,806,074 A	9/1998	Souder et al.
5,574,859 A	11/1996	Yeh	5,809,242 A	9/1998	Shaw et al.
5,581,749 A	12/1996	Hossain et al.	5,809,415 A	9/1998	Rossmann
5,600,834 A	2/1997	Howard	5,818,437 A	10/1998	Grover et al.
5,603,054 A	2/1997	Theimer et al.	5,819,172 A	10/1998	Campana, Jr. et al.
5,604,788 A	2/1997	Tett	5,819,274 A	10/1998	Jackson, Jr.
5,613,012 A	3/1997	Hoffman et al.	5,819,284 A	10/1998	Farber et al.
5,619,507 A	4/1997	Tsuda	5,822,324 A	10/1998	Kostrestic et al.
5,619,648 A	4/1997	Canale et al.	5,822,747 A	10/1998	Graefe et al.
5,623,601 A	4/1997	Vu	5,826,269 A	10/1998	Hussey
5,625,670 A	4/1997	Campana, Jr. et al.	5,831,664 A	11/1998	Wharton et al.
5,625,815 A	4/1997	Maier et al.	5,832,483 A	11/1998	Barker
5,627,658 A	5/1997	Connors et al.	5,832,489 A	11/1998	Kucala
5,630,081 A	5/1997	Rybicki et al.	5,832,500 A	11/1998	Burrows
5,631,946 A	5/1997	Campana, Jr. et al.	5,835,087 A	11/1998	Herz et al.
5,632,018 A	5/1997	Otorii	5,835,722 A	11/1998	Bradshaw et al.
5,634,053 A	5/1997	Noble et al.	5,838,252 A	11/1998	Kikinis
5,644,788 A	7/1997	Courtright et al.	5,838,768 A	11/1998	Sumar et al.
5,647,002 A	7/1997	Brunson	5,838,973 A	11/1998	Carpenter-Smith et al.
5,652,884 A	7/1997	Palevich	5,845,278 A	12/1998	Kirsch et al.
5,664,207 A	9/1997	Crumpler et al.	5,852,775 A	12/1998	Hidary
5,666,530 A	9/1997	Clark et al.	5,852,820 A	12/1998	Burrows
5,666,553 A	9/1997	Crozier	5,857,201 A	1/1999	Wright, Jr. et al.
5,673,322 A	9/1997	Pepe et al.	5,862,223 A	1/1999	Walker et al.
5,680,542 A	10/1997	Mulchandani et al.	5,867,665 A	2/1999	Butman et al.
5,682,524 A	10/1997	Freund et al.	5,867,817 A	2/1999	Catallo et al.
5,684,990 A	11/1997	Boothby	5,870,759 A	2/1999	Bauer et al.
5,689,654 A	11/1997	Kikinis et al.	5,884,323 A	3/1999	Hawkins et al.
5,692,039 A	11/1997	Brankley et al.	5,889,845 A	3/1999	Staples et al.
5,696,903 A	12/1997	Mahany	5,890,147 A	3/1999	Peltonen et al.
5,701,423 A	12/1997	Crozier	5,892,909 A	4/1999	Grasso et al.
5,701,469 A	12/1997	Brandli et al.	5,898,780 A	4/1999	Liu et al.
5,704,029 A	12/1997	Wright, Jr.	5,898,917 A	4/1999	Batni et al.
5,706,211 A	1/1998	Beletic et al.	5,903,723 A	5/1999	Beck et al.
5,706,502 A	1/1998	Foley et al.	5,907,618 A	5/1999	Gennaro et al.
5,706,507 A	1/1998	Schloss	5,909,689 A	6/1999	Van Ryzin
5,710,918 A	1/1998	Lagarde et al.	5,913,032 A	6/1999	Schwartz et al.
5,713,019 A	1/1998	Keaten	5,924,096 A	7/1999	Draper et al.
5,715,403 A	2/1998	Stefik	5,928,325 A	7/1999	Shaughnessy et al.
5,717,925 A	2/1998	Harper et al.	5,928,329 A	7/1999	Clark et al.
5,721,908 A	2/1998	Lagarde et al.	5,937,161 A	8/1999	Mulligan et al.
5,721,914 A	2/1998	DeVries	5,940,813 A	8/1999	Hutchings
5,727,202 A	3/1998	Kucala	5,943,676 A	8/1999	Boothby
5,729,549 A	3/1998	Kostreski et al.	5,948,066 A	9/1999	Whalen et al.
5,729,704 A	3/1998	Stone et al.	5,951,636 A	9/1999	Zerber
5,729,735 A	3/1998	Meyering	5,960,394 A	9/1999	Gould et al.
5,742,905 A	4/1998	Pepe et al.	5,960,406 A	9/1999	Rasansky et al.
5,745,360 A	4/1998	Leone et al.	5,961,590 A	10/1999	Mendez et al.
5,752,186 A	5/1998	Malackowski et al.	5,963,642 A	10/1999	Goldstein
5,752,246 A	5/1998	Rogers et al.	5,964,833 A	10/1999	Kikinis
5,754,938 A	5/1998	Herz et al.	5,968,131 A	10/1999	Mendez et al.
			5,974,238 A	10/1999	Chase, Jr.
			5,974,327 A	10/1999	Agrawal et al.
			5,978,837 A	11/1999	Foladare et al.
			5,978,933 A	11/1999	Wyld et al.

(56)

References Cited

U.S. PATENT DOCUMENTS

5,987,440	A	11/1999	O'Neil et al.	6,256,666	B1	7/2001	Singhal
6,000,000	A	12/1999	Hawkins et al.	6,263,201	B1	7/2001	Hashimoto et al.
6,003,070	A	12/1999	Frantz	6,263,340	B1	7/2001	Green
6,006,197	A	12/1999	d'Eon et al.	6,269,369	B1	7/2001	Robertson
6,006,274	A	12/1999	Hawkins et al.	6,272,545	B1	8/2001	Flanagin et al.
6,016,478	A	1/2000	Zhang et al.	6,275,850	B1	8/2001	Beyda et al.
6,016,520	A	1/2000	Facq et al.	6,275,858	B1	8/2001	Bates et al.
6,018,762	A	1/2000	Brunson et al.	6,289,212	B1	9/2001	Stein et al.
6,023,700	A	2/2000	Owens et al.	6,289,214	B1	9/2001	Backstrom
6,023,708	A	2/2000	Mendez et al.	6,292,904	B1	9/2001	Broomhall et al.
6,029,238	A	2/2000	Furukawa	6,295,541	B1	9/2001	Bodnar et al.
6,034,621	A	3/2000	Kaufman	6,300,947	B1	10/2001	Kanevsky
6,035,104	A	3/2000	Zahariev	6,304,881	B1	10/2001	Halim et al.
6,044,372	A	3/2000	Rothfus et al.	6,308,201	B1	10/2001	Pivowar et al.
6,044,381	A	3/2000	Boothby et al.	6,311,216	B1	10/2001	Smith et al.
6,047,051	A	4/2000	Ginzboorg et al.	6,317,594	B1	11/2001	Gossman et al.
6,047,327	A	4/2000	Tso et al.	6,320,943	B1	11/2001	Borland
6,052,563	A	4/2000	Macko	6,324,541	B1	11/2001	de l'Etraz et al.
6,052,735	A	4/2000	Ulrich et al.	6,324,542	B1	11/2001	Wright, Jr. et al.
6,057,855	A	5/2000	Barkans	6,324,544	B1	11/2001	Alam et al.
6,065,055	A	5/2000	Hughes et al.	6,324,587	B1	11/2001	Trenbeath et al.
6,073,138	A	6/2000	de l'Etraz et al.	6,327,586	B1	12/2001	Kisiel
6,073,142	A	6/2000	Geiger et al.	6,336,117	B1	1/2002	Massarani
6,073,165	A	6/2000	Narasimhan et al.	6,336,138	B1	1/2002	Caswell et al.
6,085,166	A	7/2000	Beckhardt et al.	6,341,311	B1	1/2002	Smith et al.
6,085,192	A	7/2000	Mendez et al.	6,351,767	B1	2/2002	Batchelder et al.
6,088,677	A	7/2000	Spurgeon	6,356,937	B1	3/2002	Montville et al.
6,098,172	A	8/2000	Coss et al.	6,363,051	B1	3/2002	Eslambolchi et al.
6,101,320	A	8/2000	Schuetze et al.	6,363,352	B1	3/2002	Dailey et al.
6,101,480	A	8/2000	Conmy et al.	6,370,566	B2	4/2002	Discolo et al.
6,101,531	A	8/2000	Eggleston et al.	6,377,790	B1	4/2002	Ishii
6,112,181	A	8/2000	Shear et al.	6,377,810	B1	4/2002	Geiger et al.
6,119,014	A	9/2000	Alperovich et al.	6,377,991	B1	4/2002	Smith et al.
6,119,171	A	9/2000	Alkhatib	6,380,959	B1	4/2002	Wang et al.
6,125,369	A	9/2000	Wu et al.	6,389,422	B1	5/2002	Doi et al.
6,125,388	A	9/2000	Reisman	6,389,455	B1	5/2002	Fuisz
6,128,627	A	10/2000	Mattis et al.	6,389,457	B2	5/2002	Lazaridis et al.
6,130,898	A	10/2000	Kostreski et al.	6,397,057	B1	5/2002	Malackowski et al.
6,131,096	A	10/2000	Ng et al.	6,397,230	B1	5/2002	Carmel et al.
6,131,116	A	10/2000	Riggins et al.	6,401,104	B1	6/2002	LaRue et al.
6,134,432	A	10/2000	Holmes et al.	6,401,112	B1	6/2002	Boyer et al.
6,138,013	A	10/2000	Blanchard et al.	6,401,113	B2	6/2002	Lazaridis et al.
6,138,124	A	10/2000	Beckhardt	6,405,197	B2	6/2002	Gilmour
6,138,128	A	10/2000	Perkowitz et al.	6,411,696	B1	6/2002	Iverson et al.
6,138,146	A	10/2000	Moon et al.	6,415,031	B1	7/2002	Colligan et al.
6,141,664	A	10/2000	Boothby	6,418,308	B1	7/2002	Heinonen et al.
6,151,606	A	11/2000	Mendez	6,421,669	B1	7/2002	Gilmour et al.
6,157,630	A	12/2000	Adler et al.	6,421,674	B1	7/2002	Yoakum et al.
6,161,140	A	12/2000	Moriya	6,421,781	B1	7/2002	Fox et al.
6,167,379	A	12/2000	Dean et al.	6,430,602	B1	8/2002	Kay et al.
6,167,435	A	12/2000	Druckenmiller et al.	6,438,585	B2	8/2002	Mousseau et al.
6,170,014	B1	1/2001	Darago et al.	6,438,612	B1	8/2002	Ylonen et al.
6,173,312	B1	1/2001	Atarashi et al.	6,442,589	B1	8/2002	Takahashi et al.
6,173,446	B1	1/2001	Khan et al.	6,442,637	B1	8/2002	Hawkins et al.
6,175,831	B1	1/2001	Weinreich et al.	6,446,118	B1	9/2002	Gottlieb
6,178,419	B1	1/2001	Legh-Smith et al.	6,463,463	B1	10/2002	Godfrey et al.
6,181,935	B1	1/2001	Gossman et al.	6,463,464	B1	10/2002	Lazaridis et al.
6,185,184	B1	2/2001	Mattaway et al.	6,484,203	B1	11/2002	Porras et al.
6,195,533	B1	2/2001	Tkatch et al.	6,487,557	B1	11/2002	Nagatomo
6,198,696	B1	3/2001	Korpi et al.	6,487,560	B1	11/2002	LaRue et al.
6,198,922	B1	3/2001	Baynham	6,490,353	B1	12/2002	Tan
6,201,469	B1	3/2001	Balch et al.	6,496,802	B1	12/2002	van Zoest et al.
6,202,085	B1	3/2001	Benson et al.	6,499,054	B1	12/2002	Hesselink et al.
6,205,448	B1	3/2001	Kruglikov et al.	6,505,214	B1	1/2003	Sherman et al.
6,209,038	B1	3/2001	Bowen et al.	6,516,327	B1	2/2003	Zondervan et al.
6,212,529	B1	4/2001	Boothby et al.	6,526,433	B1	2/2003	Chang et al.
6,219,694	B1	4/2001	Lazaridis et al.	6,526,506	B1	2/2003	Lewis
6,221,877	B1	4/2001	Aronov et al.	6,529,908	B1	3/2003	Piett et al.
6,223,187	B1	4/2001	Boothby et al.	6,532,446	B1	3/2003	King
6,226,686	B1	5/2001	Rothschild et al.	6,535,892	B1	3/2003	LaRue et al.
6,233,341	B1	5/2001	Riggins	6,546,005	B1	4/2003	Berkley et al.
6,243,705	B1	6/2001	Kucala	6,549,939	B1	4/2003	Ford et al.
6,246,875	B1	6/2001	Seazholtz et al.	6,556,217	B1	4/2003	Mäkipää et al.
6,247,135	B1	6/2001	Feague	6,593,944	B1	7/2003	Nicolas et al.
6,249,808	B1	6/2001	Seshadri	6,601,026	B2	7/2003	Appelt et al.
				6,615,253	B1	9/2003	Bowman-Amuah
				6,618,710	B1	9/2003	Zondervan et al.
				6,621,892	B1	9/2003	Banister et al.
				6,622,157	B1	9/2003	Heddaya et al.

(56)

References Cited

U.S. PATENT DOCUMENTS

6,625,621 B2	9/2003	Tan et al.	6,941,351 B2	9/2005	Vetrivelkumaran et al.
6,636,482 B2	10/2003	Cloonan et al.	6,944,447 B2	9/2005	Portman et al.
6,639,693 B1	10/2003	Ejiri et al.	6,944,662 B2	9/2005	Devine et al.
6,640,097 B2	10/2003	Corrigan et al.	6,947,770 B2	9/2005	Rydbeck
6,640,244 B1	10/2003	Bowman-Amuah	6,954,754 B2	10/2005	Peng
6,640,249 B1	10/2003	Bowman-Amuah	6,957,397 B1	10/2005	Hawkins et al.
6,643,650 B1	11/2003	Slaughter et al.	6,965,917 B1	11/2005	Aloni et al.
6,643,688 B1	11/2003	Fuisz	6,965,968 B1	11/2005	Touboul
6,647,384 B2	11/2003	Gilmour	6,966,058 B2	11/2005	Earl et al.
6,650,890 B1	11/2003	Irlam et al.	6,968,175 B2	11/2005	Raivisto et al.
6,662,016 B1	12/2003	Buckham et al.	6,970,879 B1	11/2005	Gilmour
6,668,046 B1	12/2003	Albal	6,972,682 B2	12/2005	Lareau et al.
6,671,695 B2	12/2003	McFadden	6,973,299 B2	12/2005	Apfel
6,671,700 B1	12/2003	Creemer et al.	6,981,041 B2	12/2005	Araujo et al.
6,671,702 B2	12/2003	Kruglikov et al.	6,981,047 B2	12/2005	Hanson et al.
6,671,757 B1	12/2003	Mutler et al.	6,985,933 B1	1/2006	Singhal et al.
6,694,336 B1	2/2004	Multer et al.	6,985,983 B2	1/2006	Pellegrino et al.
6,697,807 B2	2/2004	McGeachie	6,986,061 B1	1/2006	Kunzinger
6,701,378 B1	3/2004	Gilhuly et al.	6,987,734 B2	1/2006	Hundemer
6,707,801 B2	3/2004	Hsu	6,990,472 B2	1/2006	Rosenhaft et al.
6,708,221 B1	3/2004	Mendez et al.	6,993,326 B2	1/2006	Link, II et al.
6,714,965 B2	3/2004	Kakuta et al.	6,993,327 B2	1/2006	Mathis
6,721,787 B1	4/2004	Hiscock	6,996,627 B1	2/2006	Carden
6,727,917 B1	4/2004	Chew et al.	6,999,753 B2	2/2006	Beckmann et al.
6,728,530 B1	4/2004	Heinonen et al.	7,020,685 B1	3/2006	Chen et al.
6,728,786 B2	4/2004	Hawkins et al.	7,024,491 B1	4/2006	Hanmann et al.
6,732,101 B1	5/2004	Cook	7,026,984 B1	4/2006	Thandu et al.
6,732,158 B1	5/2004	Hesselink et al.	7,032,242 B1	4/2006	Grabelsky et al.
6,735,591 B2	5/2004	Khan	7,035,630 B2	4/2006	Knowles
6,741,232 B1	5/2004	Siedlikowski et al.	7,046,993 B2	5/2006	Haaramo et al.
6,741,855 B1	5/2004	Martin et al.	7,047,202 B2	5/2006	Jaipuria et al.
6,742,015 B1	5/2004	Bowman-Amuah	7,062,024 B2	6/2006	Kreckel et al.
6,742,059 B1	5/2004	Todd et al.	7,069,308 B2	6/2006	Abrams
6,745,024 B1	6/2004	DeJaco et al.	7,072,678 B2	7/2006	Allison
6,745,326 B1	6/2004	Wary	7,079,499 B1	7/2006	Akhtar et al.
6,756,882 B2	6/2004	Benes et al.	7,080,371 B1	7/2006	Arnaiz et al.
6,757,362 B1	6/2004	Cooper et al.	7,082,316 B2	7/2006	Eiden et al.
6,757,696 B2	6/2004	Multer et al.	7,085,365 B2	8/2006	Kauppinen
6,757,708 B1	6/2004	Craig et al.	7,096,030 B2	8/2006	Huomo
6,760,916 B2	7/2004	Holtz et al.	7,100,821 B2	9/2006	Rasti
6,771,294 B1	8/2004	Pulli et al.	7,103,432 B2	9/2006	Drader et al.
6,775,362 B1	8/2004	Ransom	7,120,692 B2	10/2006	Hesselink et al.
6,779,019 B1	8/2004	Mousseau et al.	7,120,928 B2	10/2006	Sheth et al.
6,782,409 B1	8/2004	Yoshida	7,124,320 B1	10/2006	Wipfel
6,785,868 B1	8/2004	Raff	7,127,492 B1	10/2006	Calo et al.
6,785,906 B1	8/2004	Gaughan et al.	7,130,839 B2	10/2006	Boreham et al.
6,799,190 B1	9/2004	Boothby	7,136,645 B2	11/2006	Hanson et al.
6,804,707 B1	10/2004	Ronning	7,139,555 B2	11/2006	Apfel
6,816,849 B1	11/2004	Halt, Jr.	7,139,565 B2	11/2006	Fiatal et al.
6,820,088 B1	11/2004	Hind et al.	7,140,549 B2	11/2006	de Jong
6,820,204 B1	11/2004	Desai et al.	7,146,645 B1	12/2006	Hellsten et al.
6,829,487 B2	12/2004	Eiden et al.	7,149,780 B2	12/2006	Quine et al.
6,834,195 B2	12/2004	Brandenberg et al.	7,149,789 B2	12/2006	Slivka et al.
6,847,974 B2	1/2005	Wachtel	7,149,959 B1	12/2006	Jones et al.
6,850,757 B2	2/2005	Watanabe et al.	7,162,241 B2	1/2007	Kim et al.
6,859,212 B2	2/2005	Kumar et al.	7,165,727 B2	1/2007	de Jong
6,867,774 B1	3/2005	Halmshaw et al.	7,172,118 B2	2/2007	Urken
6,868,447 B1	3/2005	Slaughter et al.	7,181,228 B2	2/2007	Boesch
6,871,220 B1	3/2005	Rajan et al.	7,184,790 B2	2/2007	Dorenbosch et al.
6,871,236 B2	3/2005	Fishman et al.	7,185,362 B2	2/2007	Hawkes et al.
6,873,688 B1	3/2005	Aarnio	7,194,273 B2	3/2007	Vaudreuil
6,874,017 B1	3/2005	Inoue et al.	7,200,390 B1	4/2007	Henager et al.
6,879,985 B2	4/2005	Deguchi et al.	7,203,733 B1	4/2007	Bern
6,886,030 B1	4/2005	Easterbrook et al.	7,206,806 B2	4/2007	Pineau
6,892,070 B2	5/2005	Warrier et al.	7,209,757 B2	4/2007	Naghian et al.
6,892,196 B1	5/2005	Hughes	7,210,121 B2	4/2007	Xia et al.
6,895,394 B1	5/2005	Kremer et al.	7,219,139 B2	5/2007	Martin et al.
6,895,558 B1	5/2005	Loveland	7,219,222 B1	5/2007	Durbin et al.
6,898,427 B1	5/2005	Griffith et al.	7,224,957 B2	5/2007	Spector
6,912,562 B1	6/2005	Krishnamurthy et al.	7,231,206 B2	6/2007	Cudak et al.
6,922,547 B2	7/2005	O'Neill et al.	7,233,795 B1	6/2007	Ryden
6,922,721 B1	7/2005	Minborg et al.	7,234,111 B2	6/2007	Chu et al.
6,925,477 B1	8/2005	Champagne et al.	7,239,877 B2	7/2007	Corneille et al.
6,931,529 B2	8/2005	Kunzinger	7,240,095 B1	7/2007	Lewis
6,938,079 B1	8/2005	Anderson et al.	7,242,680 B2	7/2007	Gallant
			7,245,926 B2	7/2007	Liao et al.
			7,257,391 B2	8/2007	Burgess et al.
			7,257,639 B1	8/2007	Li et al.
			7,259,666 B1	8/2007	Hermesmeyer et al.

(56)

References Cited

U.S. PATENT DOCUMENTS

7,260,552 B2	8/2007	Riera Jorba et al.	7,706,781 B2	4/2010	Backholm et al.
7,260,590 B1	8/2007	Williams	7,707,573 B1	4/2010	Marmaros et al.
7,260,651 B2	8/2007	Parrella, Sr. et al.	7,751,803 B2	7/2010	Vialen et al.
7,272,830 B2	9/2007	de Jong	7,752,633 B1	7/2010	Fleming
7,274,783 B2	9/2007	Yoakum et al.	7,757,956 B2	7/2010	Koenck et al.
7,277,408 B2	10/2007	Sorsa	7,769,395 B2	8/2010	Fiatal et al.
7,284,664 B1	10/2007	Ivchenko et al.	7,769,400 B2	8/2010	Backholm et al.
7,289,792 B1	10/2007	Turunen	7,769,805 B1	8/2010	Barnes et al.
7,289,964 B1	10/2007	Bowman-Amuah	7,770,223 B2	8/2010	Shevenell et al.
7,289,971 B1	10/2007	O'Neil et al.	7,778,792 B2	8/2010	Huang et al.
7,293,107 B1	11/2007	Hanson et al.	7,783,757 B2	8/2010	Plamondon
7,295,853 B2	11/2007	Jin et al.	7,796,742 B1	9/2010	Sutaria et al.
7,296,155 B1	11/2007	Trostle et al.	7,797,064 B2	9/2010	Loomis et al.
7,305,252 B2	12/2007	Britt et al.	7,809,818 B2	10/2010	Plamondon
7,305,700 B2	12/2007	Boynton et al.	7,827,055 B1	11/2010	Snodgrass et al.
7,310,350 B1	12/2007	Shao et al.	7,827,597 B2	11/2010	Boynton et al.
7,310,729 B2	12/2007	Gordon et al.	7,849,507 B1	12/2010	Bloch et al.
7,324,473 B2	1/2008	Corneille et al.	7,853,563 B2	12/2010	Alvarado et al.
7,337,219 B1	2/2008	Meenan et al.	7,873,609 B2	1/2011	Kim et al.
7,343,396 B2	3/2008	Kausik et al.	7,877,703 B1	1/2011	Fleming
7,349,871 B2	3/2008	Labrou et al.	7,877,807 B2	1/2011	Shipp
7,353,274 B1	4/2008	Rouhi et al.	7,881,745 B1	2/2011	Rao et al.
7,359,720 B2	4/2008	Hartmaier et al.	7,899,996 B1	3/2011	Levin-Michael
7,373,386 B2	5/2008	Gardner et al.	7,908,656 B1	3/2011	Mu
7,373,661 B2	5/2008	Smith et al.	7,917,468 B2	3/2011	Ariel et al.
7,374,099 B2	5/2008	de Jong	7,917,505 B2	3/2011	van Gent et al.
7,376,701 B2	5/2008	Bhargava et al.	7,921,167 B2	4/2011	Shroff et al.
7,382,879 B1	6/2008	Miller	7,930,416 B2	4/2011	Miller et al.
7,383,339 B1	6/2008	Meenan et al.	7,933,929 B1	4/2011	McClendon et al.
7,388,950 B2	6/2008	Elsey et al.	7,937,091 B2	5/2011	Roman et al.
7,389,412 B2	6/2008	Sharma et al.	7,941,582 B2	5/2011	Bushell et al.
7,392,483 B2	6/2008	Wong et al.	7,970,860 B2	6/2011	Kline et al.
7,395,329 B1	7/2008	Holt et al.	7,996,487 B2	8/2011	Snyder
7,398,271 B1	7/2008	Borkovsky et al.	8,005,891 B2	8/2011	Knowles et al.
7,430,609 B2	9/2008	Brown et al.	8,010,082 B2	8/2011	Sutaria et al.
7,441,271 B2	10/2008	Fiatal et al.	8,032,409 B1	10/2011	Mikurak
7,443,847 B1	10/2008	Albert et al.	8,060,154 B1	11/2011	Bali et al.
7,461,071 B2	12/2008	Fitzpatrick et al.	8,064,583 B1	11/2011	Sutaria et al.
7,465,231 B2	12/2008	Lewin et al.	8,069,166 B2	11/2011	Alvarado et al.
7,469,125 B2	12/2008	Nurmi	8,074,162 B1	12/2011	Cohen
7,472,424 B2	12/2008	Evans et al.	8,078,158 B2	12/2011	Backholm
7,483,036 B2	1/2009	Moore	8,107,921 B2	1/2012	Fiatal
7,499,537 B2	3/2009	Elsey et al.	8,116,214 B2	2/2012	Backholm et al.
7,502,615 B2	3/2009	Wilhoite et al.	8,127,342 B2	2/2012	Boynton et al.
7,519,042 B2	4/2009	Gorday et al.	8,131,763 B2	3/2012	Tuscano et al.
7,532,571 B1	5/2009	Price et al.	8,166,164 B1	4/2012	Luna et al.
7,539,665 B2	5/2009	Mendez	8,190,701 B2	5/2012	Luna et al.
7,548,947 B2	6/2009	Kasriel et al.	8,194,680 B1	6/2012	Brandwine et al.
7,548,969 B2	6/2009	Tripp et al.	8,204,953 B2	6/2012	Luna et al.
7,551,900 B2	6/2009	Kang et al.	8,209,709 B2	6/2012	Fleming
7,567,575 B2	7/2009	Chen et al.	8,214,813 B2	7/2012	Harris et al.
7,574,208 B2	8/2009	Hanson et al.	8,239,915 B1	8/2012	Satish et al.
7,575,171 B2	8/2009	Lev	8,260,852 B1	9/2012	Cselle
7,584,294 B2	9/2009	Plamondon	8,291,076 B2	10/2012	Luna et al.
7,587,482 B2	9/2009	Henderson et al.	8,316,098 B2	11/2012	Luna et al.
7,587,608 B2	9/2009	Haller et al.	8,326,985 B2	12/2012	Luna et al.
7,593,714 B2	9/2009	Schultz et al.	8,356,080 B2	1/2013	Luna et al.
7,596,608 B2	9/2009	Alexander et al.	8,364,181 B2	1/2013	Backholm et al.
7,596,791 B2	9/2009	Wei et al.	8,412,675 B2	4/2013	Alvarado et al.
7,613,792 B2	11/2009	Zervas et al.	8,417,823 B2	4/2013	Luna et al.
7,630,986 B1	12/2009	Herz et al.	8,438,633 B1	5/2013	Backholm et al.
7,634,558 B1	12/2009	Mangal et al.	2001/0009025 A1	7/2001	Ahonen
7,636,763 B1	12/2009	Fein et al.	2001/0010046 A1	7/2001	Muyres et al.
7,643,818 B2	1/2010	Backholm et al.	2001/0013069 A1	8/2001	Shah
7,644,166 B2	1/2010	Appelman et al.	2001/0023414 A1	9/2001	Kumar et al.
7,647,047 B2	1/2010	Moghaddam et al.	2001/0032254 A1	10/2001	Hawkins
7,650,416 B2	1/2010	Wu et al.	2001/0034225 A1	10/2001	Gupte et al.
7,672,291 B2	3/2010	Wang	2001/0034244 A1	10/2001	Calder et al.
7,672,439 B2	3/2010	Appelman et al.	2001/0037453 A1	11/2001	Mitty et al.
7,680,281 B2	3/2010	Fiatal et al.	2001/0039191 A1	11/2001	Maierhofer
7,684,346 B2	3/2010	Valli	2001/0041566 A1	11/2001	Xanthos et al.
7,689,664 B2	3/2010	Karlberg	2001/0042009 A1	11/2001	Montague
7,693,555 B2	4/2010	Srinivasan et al.	2001/0042099 A1	11/2001	Peng
7,693,944 B2	4/2010	Appelman et al.	2001/0043148 A1	11/2001	Stewart
7,694,008 B2	4/2010	Chang et al.	2001/0052052 A1	12/2001	Peng
			2001/0053687 A1	12/2001	Sivula
			2002/0002478 A1	1/2002	Swart et al.
			2002/0002591 A1	1/2002	Ketola
			2002/0004746 A1	1/2002	Ferber et al.

(56)

References Cited

U.S. PATENT DOCUMENTS

2002/0007303	A1	1/2002	Brookler et al.	2003/0046586	A1	3/2003	Bheemarasetti et al.
2002/0013727	A1	1/2002	Lee	2003/0046587	A1	3/2003	Bheemarasetti et al.
2002/0019225	A1	2/2002	Miyashita	2003/0050041	A1	3/2003	Wu
2002/0019812	A1	2/2002	Board et al.	2003/0051142	A1	3/2003	Hidalgo et al.
2002/0032671	A1	3/2002	Iinuma	2003/0054810	A1	3/2003	Chen et al.
2002/0035556	A1	3/2002	Shah et al.	2003/0056096	A1	3/2003	Albert et al.
2002/0035617	A1	3/2002	Lynch et al.	2003/0060188	A1	3/2003	Gidron et al.
2002/0038253	A1	3/2002	Seaman et al.	2003/0063120	A1	4/2003	Wong et al.
2002/0042875	A1	4/2002	Shukla	2003/0065738	A1	4/2003	Yang et al.
2002/0049828	A1	4/2002	Pekarek-Kostka	2003/0065739	A1	4/2003	Shnier
2002/0049857	A1	4/2002	Farber et al.	2003/0065802	A1	4/2003	Vitikainen et al.
2002/0052965	A1	5/2002	Dowling	2003/0070061	A1	4/2003	Wong et al.
2002/0053078	A1	5/2002	Holtz et al.	2003/0072451	A1	4/2003	Pimentel et al.
2002/0055351	A1	5/2002	Elsey et al.	2003/0078880	A1	4/2003	Alley et al.
2002/0059201	A1	5/2002	Work	2003/0084165	A1	5/2003	Kjellberg et al.
2002/0059251	A1	5/2002	Stern et al.	2003/0088629	A1	5/2003	Berkowitz et al.
2002/0059457	A1	5/2002	Ballard et al.	2003/0093691	A1	5/2003	Simon et al.
2002/0065110	A1	5/2002	Enns et al.	2003/0096608	A1	5/2003	Mortensen et al.
2002/0068559	A1	6/2002	Sharma et al.	2003/0097381	A1	5/2003	Detweiler et al.
2002/0069037	A1	6/2002	Hendrickson et al.	2003/0100321	A1	5/2003	Rao et al.
2002/0073207	A1	6/2002	Widger et al.	2003/0100326	A1	5/2003	Grube et al.
2002/0077077	A1	6/2002	Rezvani et al.	2003/0105837	A1	6/2003	Kamen et al.
2002/0077084	A1	6/2002	Zellner et al.	2003/0117432	A1	6/2003	Kautto-Kiovula et al.
2002/0078384	A1	6/2002	Hippelainen	2003/0120685	A1	6/2003	Duncombe et al.
2002/0087549	A1	7/2002	Mostafa	2003/0125023	A1	7/2003	Fishler
2002/0087679	A1	7/2002	Pulley et al.	2003/0126216	A1	7/2003	Avila et al.
2002/0087883	A1	7/2002	Wohlgemuth et al.	2003/0126233	A1	7/2003	Bryers et al.
2002/0089542	A1	7/2002	Imamura	2003/0130984	A1	7/2003	Quinlan et al.
2002/0091921	A1	7/2002	Kunzinger	2003/0145038	A1	7/2003	Bin Tariq et al.
2002/0095319	A1	7/2002	Swart et al.	2003/0146934	A1	8/2003	Bailey et al.
2002/0095328	A1	7/2002	Swart et al.	2003/0153338	A1	8/2003	Herz et al.
2002/0095391	A1	7/2002	Swart et al.	2003/0154212	A1	8/2003	Schirmer et al.
2002/0095399	A1	7/2002	Devine et al.	2003/0156146	A1	8/2003	Suomela et al.
2002/0098855	A1	7/2002	Hartmaier et al.	2003/0157947	A1	8/2003	Fiatal et al.
2002/0099613	A1	7/2002	Swart et al.	2003/0169262	A1	9/2003	Lavelle et al.
2002/0099809	A1	7/2002	Lee	2003/0172112	A1	9/2003	Vignaud
2002/0101975	A1	8/2002	Tiburtius et al.	2003/0177281	A1	9/2003	McQuillan et al.
2002/0103934	A1	8/2002	Fishman et al.	2003/0182420	A1	9/2003	Jones et al.
2002/0107944	A1	8/2002	Bai et al.	2003/0182431	A1	9/2003	Sturniolo et al.
2002/0107985	A1	8/2002	Hwang et al.	2003/0187984	A1	10/2003	Banavar et al.
2002/0116499	A1	8/2002	Enns et al.	2003/0204605	A1	10/2003	Hudson et al.
2002/0116501	A1	8/2002	Ho et al.	2003/0208529	A1	11/2003	Pendyala et al.
2002/0120388	A1	8/2002	Bullock	2003/0208559	A1	11/2003	Velline et al.
2002/0120766	A1	8/2002	Okajima et al.	2003/0210666	A1	11/2003	Trossen et al.
2002/0120779	A1	8/2002	Teepie et al.	2003/0211845	A1	11/2003	Lohtia et al.
2002/0126701	A1	9/2002	Requena	2003/0217098	A1	11/2003	Bobde et al.
2002/0128908	A1	9/2002	Levin et al.	2003/0217142	A1	11/2003	Bobde et al.
2002/0133504	A1	9/2002	Vlahos et al.	2003/0223554	A1	12/2003	Zhang
2002/0144109	A1	10/2002	Benantar et al.	2003/0227487	A1	12/2003	Hugh
2002/0146129	A1	10/2002	Kaplan	2003/0227745	A1	12/2003	Khoo
2002/0152379	A1	10/2002	Gefwert et al.	2003/0233329	A1	12/2003	Laraki et al.
2002/0155848	A1	10/2002	Suryanarayana	2003/0235308	A1	12/2003	Boynton et al.
2002/0156839	A1	10/2002	Peterson et al.	2003/0236857	A1	12/2003	Takase et al.
2002/0158908	A1	10/2002	Vaajala et al.	2003/0236981	A1	12/2003	Marmigere et al.
2002/0161587	A1	10/2002	Pitts, III et al.	2004/0002324	A1	1/2004	Juntunen et al.
2002/0161925	A1	10/2002	Munger et al.	2004/0006630	A1	1/2004	Friend et al.
2002/0161928	A1	10/2002	Ndili	2004/0010590	A1	1/2004	Manzano
2002/0164977	A1	11/2002	Link II et al.	2004/0015504	A1	1/2004	Ahad et al.
2002/0167484	A1	11/2002	Hatanaka et al.	2004/0024795	A1	2/2004	Hind et al.
2002/0174189	A1	11/2002	Peng	2004/0024892	A1	2/2004	Creswell et al.
2002/0186848	A1	12/2002	Shaik	2004/0027326	A1	2/2004	Hays et al.
2002/0188940	A1	12/2002	Breckner et al.	2004/0027375	A1	2/2004	Ellis et al.
2002/0193094	A1	12/2002	Lawless et al.	2004/0027378	A1	2/2004	Hays et al.
2002/0194183	A1	12/2002	Yoakum et al.	2004/0043770	A1	3/2004	Amit et al.
2002/0194209	A1	12/2002	Bolosky et al.	2004/0047356	A1	3/2004	Bauer
2002/0198027	A1	12/2002	Rydbeck	2004/0049579	A1	3/2004	Ims et al.
2003/0005151	A1	1/2003	Ullman et al.	2004/0049599	A1	3/2004	Friend et al.
2003/0014491	A1	1/2003	Horvitz et al.	2004/0051715	A1	3/2004	Brokenshire et al.
2003/0021400	A1	1/2003	Grandgent et al.	2004/0054739	A1	3/2004	Friend et al.
2003/0022662	A1	1/2003	Mittal	2004/0064445	A1	4/2004	Pfleging et al.
2003/0023692	A1	1/2003	Moroo	2004/0064488	A1	4/2004	Sinha
2003/0023975	A1	1/2003	Schrader et al.	2004/0068579	A1	4/2004	Marmigere et al.
2003/0028430	A1	2/2003	Zimmerman	2004/0068698	A1	4/2004	Wu et al.
2003/0028441	A1	2/2003	Barsness et al.	2004/0073476	A1	4/2004	Donahue et al.
2003/0046433	A1	3/2003	Luzzatti et al.	2004/0073651	A1	4/2004	Beaulieu et al.
				2004/0073867	A1	4/2004	Kausik et al.
				2004/0075675	A1	4/2004	Raivisto et al.
				2004/0075695	A1	4/2004	Chew et al.
				2004/0078814	A1	4/2004	Allen

(56)

References Cited

U.S. PATENT DOCUMENTS

2004/0080515	A1	4/2004	Hagiwara	2005/0050222	A1	3/2005	Packer
2004/0082346	A1	4/2004	Skytt et al.	2005/0054381	A1	3/2005	Lee et al.
2004/0098625	A1	5/2004	Lagadec et al.	2005/0055578	A1	3/2005	Wright et al.
2004/0103147	A1	5/2004	Flesher et al.	2005/0063544	A1	3/2005	Uusitalo et al.
2004/0107319	A1	6/2004	D'Orto et al.	2005/0071489	A1	3/2005	Parupudi et al.
2004/0110497	A1	6/2004	Little	2005/0071511	A1	3/2005	Chen
2004/0120323	A1	6/2004	Viikari et al.	2005/0071674	A1	3/2005	Chou et al.
2004/0122907	A1	6/2004	Chou et al.	2005/0073982	A1	4/2005	Corneille et al.
2004/0123095	A1	6/2004	Marshall	2005/0075109	A1	4/2005	Neyret et al.
2004/0123304	A1	6/2004	Black et al.	2005/0076136	A1	4/2005	Cho et al.
2004/0127214	A1	7/2004	Reddy et al.	2005/0076241	A1	4/2005	Appelman
2004/0128375	A1	7/2004	Rockwell	2005/0086385	A1	4/2005	Rouleau
2004/0133626	A1	7/2004	Herrero et al.	2005/0086540	A1	4/2005	Gunter et al.
2004/0141011	A1	7/2004	Smethers et al.	2005/0094625	A1	5/2005	Bouat
2004/0147248	A1	7/2004	Will	2005/0097225	A1	5/2005	Glatt et al.
2004/0147262	A1	7/2004	Lescuyer et al.	2005/0097570	A1	5/2005	Bomers
2004/0148375	A1	7/2004	Levett et al.	2005/0101307	A1	5/2005	Brugge et al.
2004/0151186	A1	8/2004	Akama	2005/0102257	A1	5/2005	Onyon et al.
2004/0158611	A1	8/2004	Daniell et al.	2005/0102328	A1	5/2005	Ring et al.
2004/0162890	A1	8/2004	Ohta	2005/0102351	A1	5/2005	Jiang et al.
2004/0167966	A1	8/2004	Lee et al.	2005/0108427	A1	5/2005	Datta
2004/0170257	A1	9/2004	Gross et al.	2005/0117606	A1	6/2005	Kim
2004/0172481	A1	9/2004	Engstrom	2005/0120082	A1	6/2005	Hesselink et al.
2004/0176128	A1	9/2004	Grabelsky et al.	2005/0120084	A1	6/2005	Hu et al.
2004/0177369	A1	9/2004	Akins, III	2005/0120181	A1	6/2005	Arunagirinathan et al.
2004/0179513	A1	9/2004	Smith et al.	2005/0122333	A1	6/2005	Sumanaweera et al.
2004/0181550	A1	9/2004	Warsta et al.	2005/0124332	A1	6/2005	Clark et al.
2004/0184475	A1	9/2004	Meier	2005/0125459	A1	6/2005	Sutinen et al.
2004/0186902	A1	9/2004	Stewart	2005/0138111	A1	6/2005	Aton et al.
2004/0189610	A1	9/2004	Friend	2005/0138176	A1	6/2005	Singh et al.
2004/0199497	A1	10/2004	Timmons	2005/0138198	A1	6/2005	May
2004/0199582	A1	10/2004	Kucharewski et al.	2005/0144219	A1	6/2005	Terada
2004/0199663	A1	10/2004	Horvitz et al.	2005/0147130	A1	7/2005	Hurwitz et al.
2004/0204085	A1	10/2004	Vargas et al.	2005/0154698	A1	7/2005	Ikezawa et al.
2004/0205248	A1	10/2004	Little et al.	2005/0154796	A1	7/2005	Forsyth
2004/0205330	A1	10/2004	Godfrey et al.	2005/0154836	A1	7/2005	Steely et al.
2004/0209602	A1	10/2004	Joyce et al.	2005/0155027	A1	7/2005	Wei
2004/0210639	A1	10/2004	Ben-Yoseph et al.	2005/0164703	A1	7/2005	Huynh
2004/0218609	A1	11/2004	Foster et al.	2005/0164721	A1	7/2005	Yeh et al.
2004/0219940	A1	11/2004	Kong et al.	2005/0165909	A1	7/2005	Cromer et al.
2004/0229609	A1	11/2004	Yamaguchi	2005/0170776	A1	8/2005	Siorpaes
2004/0230619	A1	11/2004	Blanco et al.	2005/0183143	A1	8/2005	Anderholm et al.
2004/0233930	A1	11/2004	Colby, Jr.	2005/0188038	A1	8/2005	Yabe
2004/0236792	A1	11/2004	Celik	2005/0188048	A1	8/2005	Yuan et al.
2004/0242209	A1	12/2004	Kruis et al.	2005/0193036	A1	9/2005	Phillips et al.
2004/0252816	A1	12/2004	Nicolas	2005/0193096	A1	9/2005	Yu et al.
2004/0255126	A1	12/2004	Reith	2005/0198170	A1	9/2005	LaMay et al.
2004/0258231	A1	12/2004	Elsey et al.	2005/0203966	A1	9/2005	Labrou et al.
2004/0259535	A1	12/2004	Elsey et al.	2005/0210104	A1	9/2005	Torvinen
2004/0259537	A1	12/2004	Ackley	2005/0210125	A1	9/2005	Li
2004/0260948	A1	12/2004	Miyata et al.	2005/0216295	A1	9/2005	Abrahamsohn
2004/0264396	A1	12/2004	Ginzburg et al.	2005/0222891	A1	10/2005	Chan et al.
2004/0266364	A1	12/2004	Nguyen et al.	2005/0228812	A1	10/2005	Hansmann et al.
2004/0268148	A1	12/2004	Karjala et al.	2005/0232295	A1	10/2005	Young
2005/0002501	A1	1/2005	Elsey et al.	2005/0234860	A1	10/2005	Roever et al.
2005/0002508	A1	1/2005	Elsey et al.	2005/0235214	A1	10/2005	Shimizu et al.
2005/0002509	A1	1/2005	Elsey et al.	2005/0246139	A1	11/2005	Rivenbark et al.
2005/0002510	A1	1/2005	Elsey et al.	2005/0248526	A1	11/2005	Twerdahl et al.
2005/0010694	A1	1/2005	Ma et al.	2005/0251555	A1	11/2005	Little, II
2005/0015432	A1	1/2005	Cohen	2005/0254443	A1	11/2005	Campbell et al.
2005/0021750	A1	1/2005	Abrams	2005/0256880	A1	11/2005	Nam Koong et al.
2005/0022000	A1	1/2005	Inomata et al.	2005/0262220	A1	11/2005	Ecklund et al.
2005/0022182	A1	1/2005	Mittal	2005/0273804	A1	12/2005	Preisman
2005/0027591	A9	2/2005	Gailey et al.	2005/0278307	A1	12/2005	Battagin et al.
2005/0027716	A1	2/2005	Apfel	2005/0278641	A1	12/2005	Mansour et al.
2005/0027869	A1	2/2005	Johnson	2005/0278647	A1	12/2005	Leavitt et al.
2005/0033657	A1	2/2005	Herrington et al.	2005/0288006	A1	12/2005	Apfel
2005/0033812	A1	2/2005	McCarthy et al.	2006/0012672	A1	1/2006	Schrader et al.
2005/0033926	A1	2/2005	Dumont	2006/0020525	A1	1/2006	Borelli et al.
2005/0037741	A1	2/2005	Gilbert	2006/0020580	A1	1/2006	Dettinger et al.
2005/0038707	A1	2/2005	Roever et al.	2006/0020804	A1	1/2006	Schleifer et al.
2005/0038724	A1	2/2005	Roever et al.	2006/0020947	A1	1/2006	Hallamaa et al.
2005/0038863	A1	2/2005	Onyon et al.	2006/0021023	A1	1/2006	Stewart et al.
2005/0041793	A1	2/2005	Fulton et al.	2006/0022048	A1	2/2006	Johnson
2005/0044144	A1	2/2005	Malik et al.	2006/0026580	A1	2/2006	Cabillic et al.
				2006/0029062	A1	2/2006	Rao et al.
				2006/0029063	A1	2/2006	Rao et al.
				2006/0029064	A1	2/2006	Rao et al.
				2006/0031114	A1	2/2006	Zommers

(56)

References Cited

U.S. PATENT DOCUMENTS

2006/0031300	A1	2/2006	Kock et al.	2007/0006317	A1	1/2007	Asami et al.
2006/0031365	A1	2/2006	Kay et al.	2007/0011367	A1	1/2007	Scott et al.
2006/0031428	A1	2/2006	Wikman	2007/0019610	A1	1/2007	Backholm et al.
2006/0031785	A1	2/2006	Raciborski	2007/0021065	A1	1/2007	Sengupta et al.
2006/0031938	A1	2/2006	Choi	2007/0022118	A1	1/2007	Layne
2006/0037071	A1	2/2006	Rao et al.	2007/0027775	A1	2/2007	Hwang
2006/0046686	A1	3/2006	Hawkins et al.	2007/0027832	A1	2/2007	Fiatal et al.
2006/0047844	A1	3/2006	Deng	2007/0027886	A1	2/2007	Gent et al.
2006/0048061	A1	3/2006	Forlenza et al.	2007/0027917	A1	2/2007	Ariel et al.
2006/0052091	A1	3/2006	Onyon et al.	2007/0027920	A1	2/2007	Alvarado et al.
2006/0052137	A1	3/2006	Randall et al.	2007/0027921	A1	2/2007	Alvarado et al.
2006/0059495	A1	3/2006	Spector	2007/0027930	A1	2/2007	Alvarado et al.
2006/0063544	A1	3/2006	Zhao et al.	2007/0033531	A1	2/2007	Marsh
2006/0065716	A1	3/2006	Peters	2007/0038567	A1	2/2007	Allaire et al.
2006/0069686	A1	3/2006	Beyda et al.	2007/0038931	A1	2/2007	Allaire et al.
2006/0069687	A1	3/2006	Cui et al.	2007/0039049	A1	2/2007	Kupferman et al.
2006/0069715	A1	3/2006	Vayssiere	2007/0044041	A1	2/2007	Beynon et al.
2006/0069742	A1	3/2006	Segre	2007/0049258	A1	3/2007	Thibeault
2006/0069746	A1	3/2006	Davis et al.	2007/0060196	A1	3/2007	Sharma
2006/0073810	A1	4/2006	Pyhalammi et al.	2007/0061393	A1	3/2007	Moore
2006/0074951	A1	4/2006	Beier et al.	2007/0067147	A1	3/2007	Huang
2006/0075028	A1	4/2006	Zager et al.	2007/0067381	A1	3/2007	Grant et al.
2006/0084410	A1	4/2006	Sutaria et al.	2007/0067424	A1	3/2007	Raciborski et al.
2006/0085503	A1	4/2006	Stoye et al.	2007/0070931	A1	3/2007	Lewis et al.
2006/0093026	A1	5/2006	Montejo et al.	2007/0072617	A1	3/2007	Lewis et al.
2006/0093135	A1	5/2006	Fiatal et al.	2007/0077949	A1	4/2007	Henderson et al.
2006/0099969	A1	5/2006	Staton et al.	2007/0078857	A1	4/2007	Punaganti et al.
2006/0099970	A1	5/2006	Morgan et al.	2007/0078964	A1	4/2007	East et al.
2006/0112177	A1	5/2006	Barkley et al.	2007/0088852	A1	4/2007	Levkovitz
2006/0123042	A1	6/2006	Xie et al.	2007/0100650	A1	5/2007	Ramer et al.
2006/0132495	A1	6/2006	Anderson	2007/0105627	A1	5/2007	Campbell
2006/0141962	A1	6/2006	Forbes et al.	2007/0111764	A1	5/2007	Park et al.
2006/0143464	A1	6/2006	Ananthanarayanan et al.	2007/0116223	A1	5/2007	Burke et al.
2006/0149591	A1	7/2006	Hanf et al.	2007/0118620	A1	5/2007	Cartmell et al.
2006/0149843	A1	7/2006	Rhoads et al.	2007/0123214	A1	5/2007	Mock
2006/0149970	A1	7/2006	Imazu	2007/0130108	A1	6/2007	Simpson et al.
2006/0155822	A1	7/2006	Yang et al.	2007/0130217	A1	6/2007	Linyard et al.
2006/0161621	A1	7/2006	Rosenberg	2007/0136533	A1	6/2007	Church et al.
2006/0165226	A1	7/2006	Ernst et al.	2007/0140193	A1	6/2007	Dosa et al.
2006/0166663	A1	7/2006	Haehnichen et al.	2007/0147317	A1	6/2007	Smith et al.
2006/0167969	A1	7/2006	Andreev et al.	2007/0147411	A1	6/2007	Bijwaard et al.
2006/0168043	A1	7/2006	Eisenberger et al.	2007/0150881	A1	6/2007	Khawand et al.
2006/0168164	A1	7/2006	Lemson	2007/0153798	A1	7/2007	Krstulich
2006/0179410	A1	8/2006	Deeds	2007/0156824	A1	7/2007	Thompson
2006/0188864	A1	8/2006	Shah	2007/0156842	A1	7/2007	Vermeulen et al.
2006/0190428	A1	8/2006	Jung et al.	2007/0162514	A1	7/2007	Civetta et al.
2006/0190569	A1	8/2006	Neil et al.	2007/0165516	A1	7/2007	Xu et al.
2006/0190984	A1	8/2006	Heard et al.	2007/0167178	A1	7/2007	Al-Harbi
2006/0192014	A1	8/2006	Hamilton et al.	2007/0174420	A1	7/2007	Khusial et al.
2006/0195570	A1	8/2006	Zellner et al.	2007/0174433	A1	7/2007	Mendez et al.
2006/0203765	A1	9/2006	Laroia et al.	2007/0174470	A1	7/2007	Burgess et al.
2006/0209842	A1	9/2006	Creamer et al.	2007/0175998	A1	8/2007	Lev
2006/0212531	A1	9/2006	Kikkawa et al.	2007/0192122	A1	8/2007	Routson et al.
2006/0224629	A1	10/2006	Alexander et al.	2007/0198698	A1	8/2007	Boyd et al.
2006/0230394	A1	10/2006	Forth et al.	2007/0220080	A1	9/2007	Humphrey
2006/0234630	A1	10/2006	Lai	2007/0220099	A1	9/2007	Di Giorgio et al.
2006/0240804	A1	10/2006	Backholm et al.	2007/0233855	A1	10/2007	Brown et al.
2006/0240805	A1	10/2006	Backholm et al.	2007/0237318	A1	10/2007	McGary
2006/0242137	A1	10/2006	Shah et al.	2007/0240218	A1	10/2007	Tuvell et al.
2006/0242210	A1	10/2006	Ring et al.	2007/0245010	A1	10/2007	Arn et al.
2006/0242320	A1	10/2006	Nettle et al.	2007/0245409	A1	10/2007	Harris et al.
2006/0242607	A1	10/2006	Hudson	2007/0249365	A1	10/2007	Jendbro
2006/0252435	A1	11/2006	Henderson et al.	2007/0250591	A1	10/2007	Milic-Frayling et al.
2006/0253456	A1	11/2006	Pacholec et al.	2007/0254631	A1	11/2007	Spooner
2006/0253575	A1	11/2006	Carter et al.	2007/0255848	A1	11/2007	Sewall et al.
2006/0253605	A1	11/2006	Sundarrajan et al.	2007/0264993	A1	11/2007	Hughes
2006/0259923	A1	11/2006	Chiu	2007/0267492	A1	11/2007	Maclaine Pont
2006/0265595	A1	11/2006	Scottodiluzio	2007/0276925	A1	11/2007	LaJoie et al.
2006/0271884	A1	11/2006	Hurst	2007/0276926	A1	11/2007	LaJoie et al.
2006/0277265	A1	12/2006	Backholm et al.	2007/0277231	A1	11/2007	Medvinsky et al.
2006/0277271	A1	12/2006	Morse et al.	2007/0288469	A1	12/2007	Shenfield
2006/0294071	A1	12/2006	Weare et al.	2007/0290787	A1	12/2007	Fiatal et al.
2006/0294223	A1	12/2006	Glasgow et al.	2007/0293207	A1	12/2007	Guedalia et al.
2006/0294388	A1	12/2006	Abraham et al.	2007/0293238	A1	12/2007	Fiatal et al.
2007/0005738	A1	1/2007	Alexion-Tiernan et al.	2007/0293958	A1	12/2007	Stehle et al.
				2007/0294295	A1	12/2007	Finkelstein et al.
				2007/0294373	A1	12/2007	Harrison
				2007/0294763	A1	12/2007	Udezue et al.
				2007/0296701	A1	12/2007	Pope et al.

(56)

References Cited

U.S. PATENT DOCUMENTS

2007/0299918	A1	12/2007	Roberts	2008/0242370	A1	10/2008	Lando et al.
2007/0300273	A1	12/2007	Turner	2008/0256090	A1	10/2008	Dietterich et al.
2008/0001717	A1	1/2008	Fiatal	2008/0259832	A1	10/2008	Tseng
2008/0005695	A1	1/2008	Ozzie et al.	2008/0263170	A1	10/2008	Caron et al.
2008/0008095	A1	1/2008	Gilfix	2008/0270379	A1	10/2008	Ramakrishna
2008/0009344	A1	1/2008	Graham et al.	2008/0271123	A1	10/2008	Ollis et al.
2008/0016236	A1	1/2008	Beverly et al.	2008/0273498	A1	11/2008	Jalil et al.
2008/0032718	A1	2/2008	Suresh	2008/0281798	A1	11/2008	Chatterjee et al.
2008/0034031	A1	2/2008	Weisbrot et al.	2008/0288659	A1	11/2008	Hasha et al.
2008/0037787	A1	2/2008	Boynton et al.	2008/0298386	A1	12/2008	Fiatal
2008/0039032	A1	2/2008	Haumont	2008/0299956	A1	12/2008	Bailey et al.
2008/0043692	A1	2/2008	Morita	2008/0299996	A1	12/2008	Tseng
2008/0057989	A1	3/2008	Kuo	2008/0301231	A1	12/2008	Mehta et al.
2008/0059308	A1	3/2008	Gerken	2008/0301300	A1	12/2008	Toub
2008/0059398	A1	3/2008	Tsutsui	2008/0313282	A1	12/2008	Warila et al.
2008/0059582	A1	3/2008	Hartikainen et al.	2008/0320577	A1	12/2008	Larduinat
2008/0061142	A1	3/2008	Howcroft et al.	2009/0006116	A1	1/2009	Baker et al.
2008/0068519	A1	3/2008	Adler et al.	2009/0010204	A1	1/2009	Pratt, Jr. et al.
2008/0072324	A1	3/2008	Repasi et al.	2009/0010259	A1	1/2009	Sirotkin
2008/0077506	A1	3/2008	Rampell et al.	2009/0012841	A1	1/2009	Saft et al.
2008/0077571	A1	3/2008	Harris et al.	2009/0016526	A1	1/2009	Fiatal et al.
2008/0085719	A1	4/2008	Kuchibhotla et al.	2009/0019105	A1	1/2009	Sebastian
2008/0085724	A1	4/2008	Cormier et al.	2009/0019141	A1	1/2009	Bush et al.
2008/0086379	A1	4/2008	Dion et al.	2009/0019153	A1	1/2009	Sebastian
2008/0086556	A1	4/2008	Ramalingam et al.	2009/0019485	A1	1/2009	Ellis et al.
2008/0091773	A1	4/2008	Hameen-Anttila	2009/0019532	A1	1/2009	Jacobsen et al.
2008/0096526	A1	4/2008	Miettinen et al.	2009/0024794	A1	1/2009	Iyer et al.
2008/0098062	A1	4/2008	Balia	2009/0027222	A1	1/2009	Larsson et al.
2008/0098120	A1	4/2008	Johnson et al.	2009/0031006	A1	1/2009	Johnson
2008/0103877	A1	5/2008	Gerken	2009/0049166	A1	2/2009	Roman et al.
2008/0104666	A1	5/2008	Dillaway	2009/0049173	A1	2/2009	Pulito et al.
2008/0108298	A1	5/2008	Selen et al.	2009/0049482	A1	2/2009	Auerbach et al.
2008/0114881	A1	5/2008	Lee et al.	2009/0052372	A1	2/2009	Durazzo et al.
2008/0117922	A1	5/2008	Cockrell et al.	2009/0054034	A1	2/2009	Backholm et al.
2008/0125225	A1	5/2008	Lazaridis	2009/0055353	A1	2/2009	Meema
2008/0130663	A1	6/2008	Fridman et al.	2009/0059950	A1	3/2009	Gao et al.
2008/0133326	A1	6/2008	Goncalves et al.	2009/0063647	A1	3/2009	Backholm et al.
2008/0133641	A1	6/2008	Gent et al.	2009/0064346	A1	3/2009	Larsson et al.
2008/0133708	A1	6/2008	Alvarado et al.	2009/0070526	A1	3/2009	Tetrick et al.
2008/0134292	A1	6/2008	Ariel et al.	2009/0075683	A1	3/2009	Backholm et al.
2008/0140665	A1	6/2008	Ariel et al.	2009/0077263	A1	3/2009	Koganti et al.
2008/0140794	A1	6/2008	Rybak	2009/0077326	A1	3/2009	Motohashi
2008/0146257	A1	6/2008	Clegg	2009/0081944	A1	3/2009	Yavuz et al.
2008/0148146	A1	6/2008	Estrada et al.	2009/0094317	A1	4/2009	Venkitaraman
2008/0148291	A1	6/2008	Huang	2009/0100416	A1	4/2009	Brown et al.
2008/0150704	A1	6/2008	Igoe	2009/0110179	A1	4/2009	Elsey et al.
2008/0151817	A1	6/2008	Fitchett et al.	2009/0119266	A1	5/2009	Fitzpatrick et al.
2008/0154870	A1	6/2008	Evermann et al.	2009/0122772	A1	5/2009	Jung
2008/0155613	A1	6/2008	Benya et al.	2009/0125523	A1	5/2009	Fitzpatrick et al.
2008/0166999	A1	7/2008	Guedalia et al.	2009/0144632	A1	6/2009	Mendez
2008/0167019	A1	7/2008	Guedalia et al.	2009/0147008	A1	6/2009	Do et al.
2008/0168145	A1	7/2008	Wilson	2009/0149203	A1	6/2009	Backholm et al.
2008/0172662	A1	7/2008	Harris et al.	2009/0156178	A1	6/2009	Elsey et al.
2008/0178294	A1	7/2008	Hu et al.	2009/0157792	A1	6/2009	Fiatal
2008/0180228	A1	7/2008	Wakefield et al.	2009/0164433	A1	6/2009	R. et al.
2008/0183800	A1	7/2008	Herzog et al.	2009/0164560	A1	6/2009	Fiatal
2008/0186166	A1	8/2008	Zhou et al.	2009/0164605	A1	6/2009	Lusher et al.
2008/0192820	A1	8/2008	Brooks et al.	2009/0165115	A1	6/2009	Toumura et al.
2008/0195819	A1	8/2008	Dumont	2009/0172565	A1	7/2009	Jackson et al.
2008/0198995	A1	8/2008	McGary et al.	2009/0181641	A1	7/2009	Fiatal
2008/0200161	A1	8/2008	Morse et al.	2009/0182500	A1	7/2009	Dicke
2008/0201225	A1	8/2008	Maharajh et al.	2009/0187939	A1	7/2009	Lajoie
2008/0201362	A1	8/2008	Multer et al.	2009/0191903	A1	7/2009	Fiatal
2008/0201751	A1	8/2008	Ahmed et al.	2009/0193130	A1	7/2009	Fiatal
2008/0207182	A1	8/2008	Maharajh et al.	2009/0193338	A1	7/2009	Fiatal
2008/0209491	A1	8/2008	Hasek	2009/0204682	A1	8/2009	Jeyaseelan et al.
2008/0214148	A1	9/2008	Ramer et al.	2009/0215504	A1	8/2009	Lando
2008/0214157	A1	9/2008	Ramer et al.	2009/0221326	A1	9/2009	Roussel et al.
2008/0216094	A1	9/2008	Anderson et al.	2009/0228545	A1	9/2009	Mendez et al.
2008/0220797	A1	9/2008	Meiby et al.	2009/0241180	A1	9/2009	Fiatal
2008/0221715	A1	9/2008	Krzyzanowski et al.	2009/0248670	A1	10/2009	Fiatal
2008/0222271	A1	9/2008	Spires	2009/0248696	A1	10/2009	Rowles et al.
2008/0232290	A1	9/2008	Elzur et al.	2009/0248794	A1	10/2009	Helms et al.
2008/0233983	A1	9/2008	Park et al.	2009/0248878	A1	10/2009	Tran et al.
2008/0235351	A1	9/2008	Banga et al.	2009/0249482	A1	10/2009	Sarathy
				2009/0252136	A1	10/2009	Mahany et al.
				2009/0254589	A1	10/2009	Nair et al.
				2009/0254971	A1	10/2009	Herz et al.
				2009/0264138	A1	10/2009	Kang et al.

(56)

References Cited

U.S. PATENT DOCUMENTS

2009/0268672	A1	10/2009	Kline et al.	2011/0035799	A1	2/2011	Handler
2009/0271491	A1	10/2009	Pan	2011/0040718	A1	2/2011	Tendjoukian et al.
2009/0282125	A1	11/2009	Jeide et al.	2011/0044304	A1	2/2011	Connelly et al.
2009/0282130	A1	11/2009	Antoniou et al.	2011/0065419	A1	3/2011	Book et al.
2009/0286531	A1	11/2009	Bhatt et al.	2011/0065424	A1	3/2011	Estevez et al.
2009/0287750	A1	11/2009	Banavar et al.	2011/0066646	A1	3/2011	Danado et al.
2009/0299817	A1	12/2009	Fok et al.	2011/0066715	A1	3/2011	Schieder et al.
2009/0307133	A1	12/2009	Holloway et al.	2011/0083186	A1	4/2011	Niemela et al.
2009/0318171	A1	12/2009	Backholm et al.	2011/0093917	A1	4/2011	Alcorn et al.
2009/0323678	A1	12/2009	Wang	2011/0095903	A1	4/2011	Guclavenkatasiva et al.
2009/0325565	A1	12/2009	Backholm	2011/0099363	A1	4/2011	Boynton et al.
2009/0327390	A1	12/2009	Tran et al.	2011/0113109	A1	5/2011	LeVasseur et al.
2009/0327819	A1	12/2009	Pan	2011/0119134	A1	5/2011	Zivkovic et al.
2010/0010993	A1	1/2010	Hussey, Jr. et al.	2011/0119478	A1	5/2011	Jackson
2010/0036885	A1	2/2010	Shen et al.	2011/0122818	A1*	5/2011	Dwyer et al. 370/328
2010/0042691	A1	2/2010	Maguire	2011/0126060	A1	5/2011	Grube et al.
2010/0049872	A1	2/2010	Roskind	2011/0126250	A1	5/2011	Turner
2010/0057924	A1	3/2010	Rauber et al.	2011/0138102	A1	6/2011	Glikson et al.
2010/0067413	A1	3/2010	Schneider et al.	2011/0138402	A1	6/2011	Fleming
2010/0069127	A1	3/2010	Fiennes	2011/0145646	A1	6/2011	Harris et al.
2010/0077035	A1	3/2010	Li et al.	2011/0151944	A1	6/2011	Morgan
2010/0077083	A1	3/2010	Tran et al.	2011/0153816	A1	6/2011	Lloyd et al.
2010/0082811	A1	4/2010	Van Der Merwe et al.	2011/0153937	A1	6/2011	Annamalaisami et al.
2010/0083255	A1	4/2010	Bane et al.	2011/0158239	A1	6/2011	Mohaban
2010/0087167	A1	4/2010	Tsurutome et al.	2011/0165889	A1	7/2011	Fiatal et al.
2010/0088722	A1	4/2010	Jiang	2011/0170464	A1	7/2011	Sengottaiyan et al.
2010/0093273	A1	4/2010	Hohl	2011/0173055	A1	7/2011	Ross et al.
2010/0095018	A1	4/2010	Khemani et al.	2011/0177847	A1	7/2011	Huang
2010/0099421	A1	4/2010	Patel et al.	2011/0179138	A1	7/2011	Van Geest et al.
2010/0115050	A1	5/2010	Sultenfuss et al.	2011/0179377	A1	7/2011	Fleming
2010/0118190	A1	5/2010	Salfati et al.	2011/0182220	A1	7/2011	Black et al.
2010/0131593	A1	5/2010	Kihara et al.	2011/0184827	A1	7/2011	Hubert
2010/0131617	A1	5/2010	Osborne et al.	2011/0185355	A1	7/2011	Chawla et al.
2010/0146107	A1	6/2010	Fiatal	2011/0189997	A1	8/2011	Tiwari et al.
2010/0149975	A1	6/2010	Tripathi et al.	2011/0190014	A1	8/2011	Fiatal
2010/0174735	A1	7/2010	Fiatal	2011/0191474	A1	8/2011	Fiatal
2010/0174756	A1	7/2010	Lazaridis et al.	2011/0199905	A1	8/2011	Pinheiro et al.
2010/0174939	A1	7/2010	Vexler	2011/0201304	A1	8/2011	Sutaria et al.
2010/0186011	A1	7/2010	Magenheimer	2011/0207436	A1	8/2011	van Gent et al.
2010/0192212	A1	7/2010	Raleigh	2011/0208810	A1	8/2011	Li et al.
2010/0203876	A1	8/2010	Krishnaswamy	2011/0213800	A1	9/2011	Saros et al.
2010/0207870	A1	8/2010	Cho	2011/0213898	A1	9/2011	Fiatal et al.
2010/0211651	A1	8/2010	Guedalia et al.	2011/0214182	A1	9/2011	Adams et al.
2010/0212010	A1	8/2010	Stringer et al.	2011/0219133	A1	9/2011	Shanmugham
2010/0214984	A1	8/2010	Cho et al.	2011/0225646	A1	9/2011	Crawford
2010/0223364	A1	9/2010	Wei	2011/0238772	A1	9/2011	Fiatal
2010/0227594	A1	9/2010	DeVries	2011/0246950	A1	10/2011	Luna et al.
2010/0228863	A1	9/2010	Kawauchi	2011/0252088	A1	10/2011	Fiatal
2010/0229096	A1	9/2010	Maiocco et al.	2011/0264622	A1	10/2011	Vargas et al.
2010/0235473	A1	9/2010	Koren et al.	2011/0264731	A1	10/2011	Knowles et al.
2010/0238915	A1	9/2010	Cayla et al.	2011/0265174	A1	10/2011	Thornton et al.
2010/0250706	A1	9/2010	Burckart et al.	2011/0294463	A1	12/2011	Fiatal
2010/0250733	A1	9/2010	Turanyi et al.	2011/0294464	A1	12/2011	Fiatal
2010/0250986	A1	9/2010	Black et al.	2011/0296050	A1	12/2011	Cherukuri
2010/0251366	A1	9/2010	Baldry	2011/0296120	A1	12/2011	Khan
2010/0257580	A1	10/2010	Zhao	2011/0296415	A1	12/2011	Khan et al.
2010/0260038	A1	10/2010	Dhodapkar et al.	2011/0302154	A1	12/2011	Snyder
2010/0268757	A1	10/2010	Fisher	2012/0005276	A1	1/2012	Guo et al.
2010/0274983	A1	10/2010	Murphy et al.	2012/0008536	A1	1/2012	Tervahauta et al.
2010/0279662	A1	11/2010	Kuusinen et al.	2012/0020393	A1*	1/2012	Patil et al. 375/222
2010/0281112	A1	11/2010	Plamondon	2012/0022980	A1	1/2012	Angelone
2010/0284327	A1	11/2010	Miklos	2012/0023190	A1	1/2012	Backholm et al.
2010/0293286	A1	11/2010	Nikkil	2012/0023226	A1	1/2012	Petersen et al.
2010/0293335	A1	11/2010	Muthiah et al.	2012/0023236	A1	1/2012	Backholm et al.
2010/0299223	A1	11/2010	Crouch	2012/0030280	A1	2/2012	Wang et al.
2010/0299455	A1	11/2010	Master et al.	2012/0030750	A1	2/2012	Bhargava et al.
2010/0299518	A1	11/2010	Viswanathan et al.	2012/0052814	A1*	3/2012	Gerber et al. 455/67.11
2010/0313018	A1	12/2010	Jorgensen	2012/0054386	A1	3/2012	Hanes
2010/0315535	A1	12/2010	Nurit et al.	2012/0072910	A1	3/2012	Martin et al.
2010/0319054	A1	12/2010	Mehta et al.	2012/0077482	A1	3/2012	Backholm
2010/0322124	A1	12/2010	Luoma et al.	2012/0078725	A1	3/2012	Maitra et al.
2010/0323664	A1	12/2010	Sivaram et al.	2012/0078996	A1	3/2012	Shah
2010/0325306	A1	12/2010	Vimpari et al.	2012/0096058	A1	4/2012	Mameri et al.
2011/0028129	A1	2/2011	Hutchison et al.	2012/0096092	A1	4/2012	Davidge et al.
2011/0029378	A1	2/2011	Ramer et al.	2012/0099592	A1	4/2012	Ludwig
				2012/0108225	A1	5/2012	Luna et al.
				2012/0110109	A1	5/2012	Luna et al.
				2012/0110110	A1	5/2012	Luna et al.
				2012/0110111	A1	5/2012	Luna et al.

(56)

References Cited

U.S. PATENT DOCUMENTS

2012/0110112 A1 5/2012 Luna et al.
 2012/0110118 A1 5/2012 Luna et al.
 2012/0110171 A1 5/2012 Luna et al.
 2012/0110173 A1 5/2012 Luna et al.
 2012/0110174 A1 5/2012 Wootton et al.
 2012/0110275 A1 5/2012 Ganti et al.
 2012/0130973 A1 5/2012 Tamm et al.
 2012/0131095 A1 5/2012 Luna et al.
 2012/0131184 A1 5/2012 Luna et al.
 2012/0135726 A1 5/2012 Luna et al.
 2012/0140750 A1 6/2012 Yan et al.
 2012/0149352 A1 6/2012 Backholm et al.
 2012/0151044 A1 6/2012 Luna et al.
 2012/0157170 A1 6/2012 Backholm et al.
 2012/0158837 A1 6/2012 Kaul
 2012/0158908 A1 6/2012 Luna et al.
 2012/0170496 A1 7/2012 Yang et al.
 2012/0170569 A1 7/2012 Al-Khudairi
 2012/0173616 A1 7/2012 Luna et al.
 2012/0174220 A1 7/2012 Rodriguez
 2012/0176968 A1 7/2012 Luna
 2012/0178414 A1 7/2012 Fiatal
 2012/0179801 A1 7/2012 Luna et al.
 2012/0185597 A1 7/2012 Luna
 2012/0185918 A1 7/2012 Backholm et al.
 2012/0209923 A1 8/2012 Mathur et al.
 2012/0210121 A1 8/2012 Boynton et al.
 2012/0226767 A1 9/2012 Luna et al.
 2012/0227059 A1 9/2012 Fleming
 2012/0246333 A1 9/2012 Fiatal
 2012/0254417 A1 10/2012 Luna
 2012/0265836 A1 10/2012 Nemoto et al.
 2012/0271903 A1 10/2012 Luna
 2012/0271908 A1 10/2012 Luna et al.
 2012/0278431 A1 11/2012 Luna
 2012/0278432 A1 11/2012 Luna
 2012/0278464 A1 11/2012 Lehane et al.
 2012/0278886 A1 11/2012 Luna
 2012/0281561 A1* 11/2012 Shukla et al. 370/252
 2012/0284356 A1 11/2012 Luna
 2012/0289239 A1 11/2012 Luna et al.
 2012/0290642 A1 11/2012 Shaughnessy et al.
 2012/0290675 A1 11/2012 Luna et al.
 2012/0290717 A1 11/2012 Luna
 2012/0304288 A1 11/2012 Wright et al.
 2012/0317370 A1 12/2012 Luna
 2012/0331059 A1 12/2012 Luna
 2012/0331087 A1 12/2012 Luna et al.
 2013/0010693 A1 1/2013 Luna et al.
 2013/0012180 A1 1/2013 Backholm et al.
 2013/0031191 A1 1/2013 Bott
 2013/0031599 A1 1/2013 Luna et al.
 2013/0031600 A1 1/2013 Luna et al.
 2013/0031601 A1 1/2013 Bott
 2013/0036428 A1 2/2013 Lei
 2013/0041974 A1 2/2013 Luna et al.
 2013/0078999 A1 3/2013 Martin et al.
 2013/0110636 A1 5/2013 Bott
 2013/0110637 A1 5/2013 Bott
 2013/0279385 A1* 10/2013 Meylan et al. 370/311
 2014/0064134 A1* 3/2014 Huang et al. 370/253

FOREIGN PATENT DOCUMENTS

EP 1278390 A1 1/2003
 EP 1135741 B1 2/2004
 EP 1422899 A1 5/2004
 EP 1466261 A1 10/2004
 EP 1466435 A1 10/2004
 EP 1482702 A1 12/2004
 EP 1483689 A1 12/2004
 EP 1815634 A1 8/2007
 EP 1815652 A1 8/2007
 EP 1817883 A1 8/2007

EP 2122973 A1 11/2009
 EP 2206390 A1 7/2010
 EP 2267968 A1 12/2010
 EP 2332294 A1 6/2011
 EP 2378712 A1 10/2011
 EP 2465275 A2 6/2012
 EP 2503473 A1 9/2012
 EP 2556441 A2 2/2013
 FI 117152 B 6/2006
 FI 118288 B 9/2007
 FI 119581 B 12/2008
 FI 123227 B 12/2013
 GB 2415335 A 12/2005
 GB 2476354 A1 6/2011
 GB 2493473 A 2/2013
 GB 2495058 A 3/2013
 GB 2495066 A 3/2013
 GB 2495263 A 4/2013
 GB 2495455 A 4/2013
 GB 2495463 A 4/2013
 JP 4154233 A 5/1992
 JP 10-336372 A 12/1998
 JP 2001-218185 A 8/2001
 JP 2001-350718 A 12/2001
 JP 2001-356973 A 12/2001
 JP 2005-515664 T 5/2005
 JP 2009-207177 A 9/2009
 JP 4386732 B2 10/2009
 KR 2001-0018568 A 3/2001
 KR 2006-0068186 A 6/2006
 KR 2007-0071858 A1 7/2007
 KR 10-0765238 B1 10/2007
 KR 2007-0102091 A1 10/2007
 KR 2007-0112412 A 11/2007
 KR 2007-0117874 A 12/2007
 KR 2008-0067477 A 7/2008
 KR 2009-0038217 A 4/2009
 KR 2009-0077515 A 7/2009
 KR 2010-0064605 A 6/2010
 KR 10-1227769 B1 1/2013
 KR 10-1227821 B1 1/2013
 WO 97/41661 A2 11/1997
 WO 98/24257 A1 6/1998
 WO 98/58322 A2 12/1998
 WO 01/30130 A2 5/2001
 WO 02/01836 A2 1/2002
 WO 03/007570 A1 1/2003
 WO 03/058483 A1 7/2003
 WO 03/058879 A1 7/2003
 WO 03/065701 A1 8/2003
 WO 03/098890 A1 11/2003
 WO 2004/017591 A2 2/2004
 WO 2004/045171 A1 5/2004
 WO 2004/047409 A1 6/2004
 WO 2005/015925 A2 2/2005
 WO 2005/020108 A1 3/2005
 WO 2006/045005 A2 4/2006
 WO 2006/045102 A2 4/2006
 WO 2006/053952 A1 5/2006
 WO 2006/053954 A1 5/2006
 WO 2006/058967 A1 6/2006
 WO 2007/015725 A2 2/2007
 WO 2007/015726 A1 2/2007
 WO 2007/069245 A2 6/2007
 WO 2007/073422 A1 6/2007
 WO 2007/127878 A1 11/2007
 WO 2007/131914 A1 11/2007
 WO 2007/149526 A2 12/2007
 WO 2007/149540 A2 12/2007
 WO 2008/061042 A2 5/2008
 WO 2009/132700 A1 11/2009
 WO 2010/035108 A1 4/2010
 WO 2010/068842 A1 6/2010
 WO 2010/088074 A1 8/2010
 WO 2011/126889 A2 10/2011
 WO 2012/018430 A1 2/2012
 WO 2012/018431 A1 2/2012
 WO 2012/018477 A2 2/2012
 WO 2012/018479 A2 2/2012

(56)

References Cited

FOREIGN PATENT DOCUMENTS

WO	WO 2012/018556	A2	2/2012
WO	WO 2012/024030	A2	2/2012
WO	WO 2012/033593	A1	3/2012
WO	WO 2012/051044	A1	4/2012
WO	WO 2012/060995	A2	5/2012
WO	WO 2012/060996	A2	5/2012
WO	WO 2012/060997	A2	5/2012
WO	WO 2012/061430	A2	5/2012
WO	WO 2012/061433	A2	5/2012
WO	WO 2012/061437	A1	5/2012
WO	WO 2012/071283	A1	5/2012
WO	WO 2012/071384	A2	5/2012
WO	WO 2012/094675	A2	7/2012
WO	WO 2012/117157	A1	9/2012
WO	WO 2012/145533	A2	10/2012
WO	WO 2012/145541	A2	10/2012
WO	WO 2012/149216	A2	11/2012
WO	WO 2012/149434	A2	11/2012
WO	WO 2012/161751	A1	11/2012
WO	WO 2013/015835	A1	1/2013
WO	WO 2013/015994	A1	1/2013
WO	WO 2013/015995	A1	1/2013
WO	WO 2013/016663	A2	1/2013
WO	WO 2013/016666	A2	1/2013
WO	WO 2013/055413	A1	4/2013

OTHER PUBLICATIONS

Amato, Giuseppe et al., "Detection of Images With Adult Content for Parental Control on Mobile Devices," *Mobility*, 5 pages, 2009.

Android Developers, "Date," 10 pages, Oct. 27, 2011.

Ankeny, Jason, "F-Secure: Android to Blame for 79% of All Mobile Malware in 2012," *FierceMobileContent*, *FierceMarkets*, 3 pages, Mar. 7, 2013.

Baset, Salman et al., "An Analysis of the Skype Peer-To-Peer Internet Telephony Protocol," *Columbia University, Department of Computer Science*, 12 pages, Sep. 15, 2004.

Bedell, Doug, "Meeting Your New Best Friends Six Degrees Widens Your Contacts in Exchange for Sampling Web Sites," *The Dallas Morning News*, 4 pages, Oct. 27, 1998.

Bergman, Lawrence D. et al., "Programming-By-Demonstration for Behavior-Based User Interface Customization," *IBM Research Report, RC23116*, 5 pages, Feb. 20, 2004.

B'Far, Reza et al., "Designing Effective User Interfaces for Wireless Devices," *Publication Unknown*, 14 pages, Published prior to Feb. 23, 2006.

Blefari-Melazzi, N. et al., "Autonomic Control and Personalization of a Wireless Access Network," *Computer Networks*, vol. 51, pp. 2645-2676, 2007.

Braden, R., "Requirements for Internet Hosts—Application and Support," *RFC 1123*, 80 pages, Oct. 1989.

Canadian Patent Application No. 2,806,527, *Office Action*, 4 pages, Apr. 3, 2013.

Canadian Patent Application No. 2,806,529, *Office Action*, 4 pages, Apr. 2, 2013.

Canadian Patent Application No. 2,806,557, *Office Action*, 4 pages, Mar. 21, 2013.

"CR 3483 to Release 8 TS 25.331, Rev. 2," *3GPP TSG-RAN2 Meeting #64*, Prague, Czech Republic, 11 pages, Nov. 10-14, 2008.

"CR 4100 to Release 8 TS 25.331, Rev. 1," *3GPP TSG-RAN WG2 Meeting #69*, San Francisco, U.S., 6 pages, Feb. 22-26, 2010.

Decker, Stefan et al., "The Social Semantic Desktop," *Digital Enterprise Research Institute, DERI Technical Report May 2, 2004*, 7 pages, May 2004.

de la Iglesia, Didac Gil et al., "Enhancing Mobile Learning Activities by the Use of Mobile Virtual Devices—Some Design and Implementation Issues," *2010 International Conference on Intelligent Networking and Collaborative Systems*, *IEEE Computer Society*, pp. 137-144, 2010.

Elz, R. et al., "Clarifications to the DNS Specification," *RFC 2181*, 12 pages, Jul. 1997.

Eronen, "TCP Wake-Up: Reducing Keep-Alive Traffic in Mobile IPv4 and Isec NAT Traversal," *NRC-TR-2008-002*, *Nokia*, 10 pages, Jan. 31, 2008.

European Patent Application No. EP 03705704.9, *Supplementary European Search Report*, 4 pages, Jun. 9, 2010.

European Patent Application No. EP 03707338.4, *Supplementary European Search Report*, 2 pages, Apr. 18, 2011.

European Patent Application No. EP 05815115.0, *Supplementary European Search Report*, 7 pages, Nov. 17, 2011.

Fukushima, Yukinobu et al., "Planning Method of Robust WDM Networks Against Traffic Changes," *IEIC Technical Report*, vol. 103, No. 1, pp. 11-16, 2003.

Gameline, *Advertisement*, 1 page, 1982.

GSM Association, "Network Efficiency Task Force Fast Dormancy Best Practices," V1.0, 21 pages, May 26, 2010.

Haas, Zygmunt J. et al., "Mobile-TCP: An Asymmetric Transport Protocol Design for Mobile Systems," *IEEE*, pp. 1054-1058, 1997.

Haas, Zygmunt J. et al., "The Design and Performance of Mobile TCP for Wireless Networks," *Journal of High Speed Networks*, vol. 10, pp. 187-207, 2001.

Hardy, Ed, "Microsoft Proposes Two New Thumb-Driven User Interfaces," *BrightHand Consulting, Inc.*, 2 pages, 2003.

ImTOO, "ImTOO iPod Movie Converter," 3 pages, Nov. 9, 2005.

International Application No. PCT/US2003/000618, *International Search Report*, 1 page, Apr. 4, 2003.

International Application No. PCT/US2003/000624, *International Search Report*, 2 pages, May 13, 2003.

International Application No. PCT/US2005/037702, *International Preliminary Examination Report*, 6 pages, Nov. 20, 2007.

International Application No. PCT/US2005/037702, *International Search Report*, 1 page, Nov. 5, 2007.

International Application No. PCT/US2005/037702, *Written Opinion*, 6 pages, Nov. 5, 2007.

International Application No. PCT/US2005/038135, *International Search Report*, 2 pages, Aug. 8, 2008.

International Application No. PCT/US2005/038135, *Written Opinion*, 8 pages, Aug. 8, 2008.

International Application No. PCT/US2005/038135, *International Preliminary Report on Patentability*, 9 pages, Oct. 31, 2011.

International Application No. PCT/FI2005/050424, *International Search Report*, 4 pages, Mar. 2, 2006.

International Application No. PCT/FI2005/050426, *International Search Report*, 3 pages, Mar. 1, 2006.

International Application No. PCT/FI2005/050441, *International Search Report*, 3 pages, Mar. 1, 2006.

International Application No. PCT/US2006/023426, *International Search Report*, 1 page, Feb. 21, 2007.

International Application No. PCT/US2006/023427, *International Search Report*, 1 page, Oct. 12, 2006.

International Application No. PCT/US2007/014462, *International Search Report*, 1 page, Jul. 2, 2008.

International Application No. PCT/US2007/014497, *International Search Report*, 1 page, Aug. 25, 2008.

International Application No. PCT/US2011/030534, *International Search Report & Written Opinion*, 10 pages, Dec. 29, 2011.

International Application No. PCT/US2011/037932, *International Search Report & Written Opinion*, 9 pages, Jan. 2, 2012.

International Application No. PCT/US2011/037943, *International Search Report & Written Opinion*, 11 pages, Jan. 2, 2012.

International Application No. PCT/US2011/043322, *International Search Report & Written Opinion*, 9 pages, Feb. 9, 2012.

International Application No. PCT/US2011/043328, *International Search Report & Written Opinion*, 12 pages, Feb. 27, 2012.

International Application No. PCT/US2011/043409, *International Search Report & Written Opinion*, 11 pages, Feb. 9, 2012.

International Application No. PCT/US2011/044974, *International Search Report & Written Opinion*, 15 pages, Jun. 1, 2012.

International Application No. PCT/US2011/056474, *International Search Report & Written Opinion*, 9 pages, May 4, 2012.

International Application No. PCT/US2011/056476, *International Search Report & Written Opinion*, 12 pages, May 24, 2012.

International Application No. PCT/US2011/056478, *International Search Report & Written Opinion*, 11 pages, May 31, 2012.

(56)

References Cited

OTHER PUBLICATIONS

International Application No. PCT/US2011/058840, International Search Report & Written Opinion, 10 pages, Apr. 26, 2012.

International Application No. PCT/US2011/058843, International Search Report & Written Opinion, 11 pages, May 16, 2012.

International Application No. PCT/US2011/058848, International Search Report & Written Opinion, 10 pages, Apr. 10, 2012.

International Application No. PCT/US2011/061512, International Search Report, 10 pages, May 10, 2012.

International Application No. PCT/US2011/061795, International Search Report & Written Opinion, 10 pages, Jul. 31, 2012.

International Application No. PCT/US2012/020669, International Search Report & Written Opinion, 10 pages, Sep. 12, 2012.

International Application No. PCT/US2012/021459, International Search Report & Written Opinion, 10 pages, Jun. 1, 2012.

International Application No. PCT/US2012/022121, International Search Report & Written Opinion, 11 pages, May 14, 2012.

International Application No. PCT/US2012/034288, International Search Report & Written Opinion, 15 pages, Nov. 23, 2012.

International Application No. PCT/US2012/034297, International Search Report & Written Opinion, 11 pages, Nov. 26, 2012.

International Application No. PCT/US2012/034300, International Search Report & Written Opinion, 9 pages, Nov. 23, 2012.

International Application No. PCT/US2012/035292, International Search Report & Written Opinion, 11 pages, Nov. 28, 2012.

International Application No. PCT/US2012/035300, International Search Report & Written Opinion, 9 pages, Nov. 28, 2012.

International Application No. PCT/US2012/035608, International Search Report & Written Opinion, 9 pages, Nov. 28, 2012.

International Application No. PCT/US2012/035617, International Search Report & Written Opinion, 9 pages, Oct. 10, 2012.

International Application No. PCT/US2012/042982, International Search Report & Written Opinion, 11 pages, Jan. 2, 2013.

International Application No. PCT/US2012/046317, International Search Report & Written Opinion, 10 pages, Jan. 3, 2013.

International Application No. PCT/US2012/046321, International Search Report & Written Opinion, 11 pages, Dec. 27, 2012.

International Application No. PCT/US2012/048623, International Search Report & Written Opinion, 13 pages, Jan. 31, 2013.

International Application No. PCT/US2012/048639, International Search Report & Written Opinion, 15 pages, Jan. 29, 2013.

International Application No. PCT/US2012/050467, International Search Report & Written Opinion, 14 pages, Mar. 4, 2013.

International Application No. PCT/US2012/050476, International Search Report & Written Opinion, 14 pages, Feb. 28, 2013.

International Application No. PCT/US2012/055931, International Search Report & Written Opinion, 9 pages, Mar. 4, 2013.

International Application No. PCT/US2012/055934, International Search Report & Written Opinion, 12 pages, Jan. 31, 2013.

International Application No. PCT/US2012/068278, International Search Report & Written Opinion, 11 pages, Mar. 21, 2013.

International Application No. PCT/US2012/068291, International Search Report & Written Opinion, 10 pages, Mar. 21, 2013.

International Application No. PCT/US2012/068612, International Search Report & Written Opinion, 10 pages, Mar. 29, 2013.

International Application No. PCT/US2012/068624, International Search Report & Written Opinion, 10 pages, Mar. 25, 2013.

International Application No. PCT/US2012/068822, International Search Report & Written Opinion, 13 pages, Mar. 29, 2013.

International Application No. PCT/US2012/069917, International Search Report & Written Opinion, 14 pages, Apr. 30, 2013.

International Application No. PCT/US2012/069931, International Search Report & Written Opinion, 10 pages, Apr. 30, 2013.

International Application No. PCT/US2013/020574, International Search Report & Written Opinion, 9 pages, Mar. 4, 2013.

International Application No. PCT/US2013/024664, International Search Report & Written Opinion, 11 pages, Apr. 1, 2013.

Japanese Patent Application No. 2003-558726, Office Action, 2 pages, Jun. 10, 2008.

Johnsen, Lotte, Master's Thesis for "Content Distribution in Ad Hoc Networks," Norwegian University of Science and Technology, Department of Telematics, 158 pages, Spring 2006.

Kanter, Theo et al., "Smart Delivery of Multimedia Content for Wireless Applications," *Computer Science*, vol. 1818, pp. 70-81, 2000.

Karlson, Amy K. et al., "AppLens and LaunchTile: Two Designs for One-Handed Thumb Use on Small Devices," *Proceedings of CHI 2005*, 10 pages, Apr. 2-7, 2005.

Kent, S. et al., "Security Architecture for the Internet Protocol," RFC 2401, The Internet Society, 62 pages, Nov. 1998.

Kino, Toru, "Infrastructure Technology for Cloud Services," *Fujitsu Sci. Tech. J.*, vol. 47, No. 4, pp. 434-442, Oct. 2011.

Kleinberg, Jon, "The Small-World Phenomenon: An Algorithmic Perspective," *Cornell Computer Science Technical Report 99-1776*, 14 pages, Oct. 1999.

Koeppel, Dan, "GUIs Just Want to Have Fun," *Wired Magazine*, Issue 8.10, 12 pages, Oct. 2000.

LeBrun, Jason et al., "Bluetooth Content Distribution Stations on Public Transit," *ACM, Inc.*, 3 pages, 2006.

MacGregor, Rob et al., "The Domino Defense: Security in Lotus Notes and the Internet," *IBM Corporation*, 183 pages, Dec. 1997.

Maltz, David A. et al., "MSOCKS: An Architecture for Transport Layer Mobility," *IEEE*, pp. 1037-1045, 1998.

Mason, Luke, "Windows XP: New GUI Design Shows Skin is in," *TechRepublic*, 4 pages, Apr. 4, 2001.

Microsoft, Definition of "Access," *Microsoft Computer Dictionary, Fifth Edition*, 2 pages, May 1, 2002.

Microsoft, Definition of "Synchronization," *Microsoft Computer Dictionary, Fifth Edition*, 2 pages, May 1, 2002.

Milgram, Stanley, "The Small-World Problem," *Psychology Today*, vol. 2, pp. 60-67, 1967.

Mockapetris, P., "Domain Names—Concepts and Facilities," RFC 1034, 43 pages, Nov. 1987.

Mockapetris, P., "Domain Names—Implementation and Specification," RFC 1035, 43 pages, Nov. 1987.

Myers, Brad A. et al., "Extending the Windows Desktop Interface With Connected Handheld Computers," *WSS'00 Proceedings of the 4th Conference on USENIX Windows Systems Symposium*, vol. 4, 10 pages, 2000.

Myers, Brad A. et al., "User Interfaces That Span Hand-Held and Fixed Devices," *CHI'2001 Workshop on Distributed and Disappearing User Interfaces in Ubiquitous Computer*, 4 pages, 2001.

National Institute of Standards and Technology, "Advanced Encryption Standard (AES)," *Federal Information Processing Standards Publication 197*, 52 pages, Nov. 26, 2001.

National Institute of Standards and Technology, "Secure Hash Standard," *Federal Information Processing Standards Publication 180-2*, 83 pages, Aug. 1, 2002.

Newton, Harry, "Newton's Telecom Dictionary," 20th Edition, pp. 67, 127, 542, Mar. 2004.

Niederée, Claudia et al., "A Multi-Dimensional, Unified User Model for Cross-System Personalization," *Proceedings of the AVI 2004 Workshop on Environments for Personalized Information Access*, 11 pages, 2004.

Nokia, "Developer Platforms," 3 pages, 2005.

Open Mobile Alliance Ltd., "OMA AOI Architecture Principles—OMA-CD-AOI-2012-0012," 12 pages, Dec. 17, 2012.

Openet Telecom, "Taming Signaling: Addressing the Signaling Storm," *Openet Labs Technical White Paper*, 11 pages, 2012.

Ortiz, C. Enrique, "An Introduction to the Symbian OS™ Platform for Palm OS® Developers," *Metrowerks Corp.*, 21 pages, 2002.

Parker, Tammy, "SK Telecom Aims to License, Standardize Smart Push," *FierceBroadbandWireless*, 4 pages, Aug. 26, 2012.

Paul, Sanjoy et al., "The Cache-and-Forward Network Architecture for Efficient Mobile Content Delivery Services in the Future Internet," *First ITU-T Kaleidoscope Academic Conference for Innovations in NGN—Future Network and Services*, 7 pages, May 12-13, 2008.

Perez, Sarah, "Onavo's Data-Compressing Mobile App Raises \$10 Million Series B From Horizons, Motorola Ventures," 2 pages, Jan. 24, 2012.

(56)

References Cited

OTHER PUBLICATIONS

Phillips, Joshua et al., "Modeling the Intelligence Analysis Process for Intelligent User Agent Development," *Research and Practice in Human Resource Management*, vol. 9, No. 1, pp. 59-73, 2001.

Qualcomm Incorporated, "A 3G/LTE Wi-Fi Offload Framework: Connectivity Engine (CnE) to Manage Inter-System Radio Connections and Applications," 15 pages, Jun. 2011.

Qualcomm Incorporated, "Managing Background Data Traffic in Mobile Devices," 16 pages, Jan. 2012.

Qualcomm, "System Parameter Recommendations to Optimize PS Data User Experience and UE Battery Life," 80-W1112-1, Revision B, 9 pages, Mar. 2007.

Ringel, Meredith et al., "iStuff: A Scalable Architecture for Lightweight, Wireless Devices for Ubicomp User Interfaces," *Proceedings of UbiComp 2002*, 2 pages, 2002.

Seven Networks, Inc., "Seven Optimizing the Mobile Ecosystem," www.seven.com/products.traffic_optimization.php, 1 page, May 29, 2012.

Signorini, Eugene, "SEVEN's Service-Based Wireless Solutions Enable Enterprises to Untether E-Mail," *Wireless/Mobile Enterprise & Commerce*, 16 pages, Oct. 2004.

Sung, Dan Keun, Ph.D., "EE624 Mobile Communications Systems (MCS)," Korea Advanced Institute of Science and Technology, Department of Electrical Engineering and Computer Science, 13 pages, Fall 2000.

U.K. Patent Application No. GB1219986.5, Examination Report, 6 pages, Dec. 24, 2012.

U.K. Patent Application No. GB1300808.1, Examination Report, 10 pages, Mar. 11, 2013.

U.K. Patent Application No. GB1301258.8, Examination Report, 5 pages, Feb. 18, 2013.

U.K. Patent Application No. GB1301271.1, Examination Report, 4 pages, Mar. 14, 2013.

U.K. Patent Application No. GB1302158.9, Examination Report, 7 pages, Mar. 15, 2013.

U.K. Patent Application No. GB1302515.0, Examination Report, 3 pages, Mar. 5, 2013.

U.S. Appl. No. 60/663,463, File History, 113 pages, Mar. 18, 2005.

Vivacqua, Adriana et al., "Profiling and Matchmaking Strategies in Support of Opportunistic Collaboration," *CoopIS/DOA/ODBASE 2003, LNCS 2888*, pp. 162-177, 2003.

Wikipedia, Definition for "General Packet Radio Service," 7 pages, downloaded on May 31, 2012.

Zhang, Qi et al., "Cloud Computing: State-of-the-Art and Research Challenges," *J Internet Sery Appl*, vol. 1, pp. 7-18, 2010.

Office Action mailed Nov. 20, 2014 for U.S. Appl. No. 13/815,921.

Non-Final Office Action mailed Jun. 11, 2015 for U.S. Appl. No. 13/815,921 and Notice of References Cited.

Non-Final Office Action mailed Jun. 24, 2015 for U.S. Appl. No. 14/223,689 and Notice of References Cited.

Final Office Action mailed Jan. 23, 2015 for U.S. Appl. No. 13/815,921.

Final Office Action mailed Mar. 20, 2015 for U.S. Appl. No. 13/844,704.

PCT Search Report mailed Aug. 6, 2015 for international application No. PCT/US2014/012828.

* cited by examiner

2000

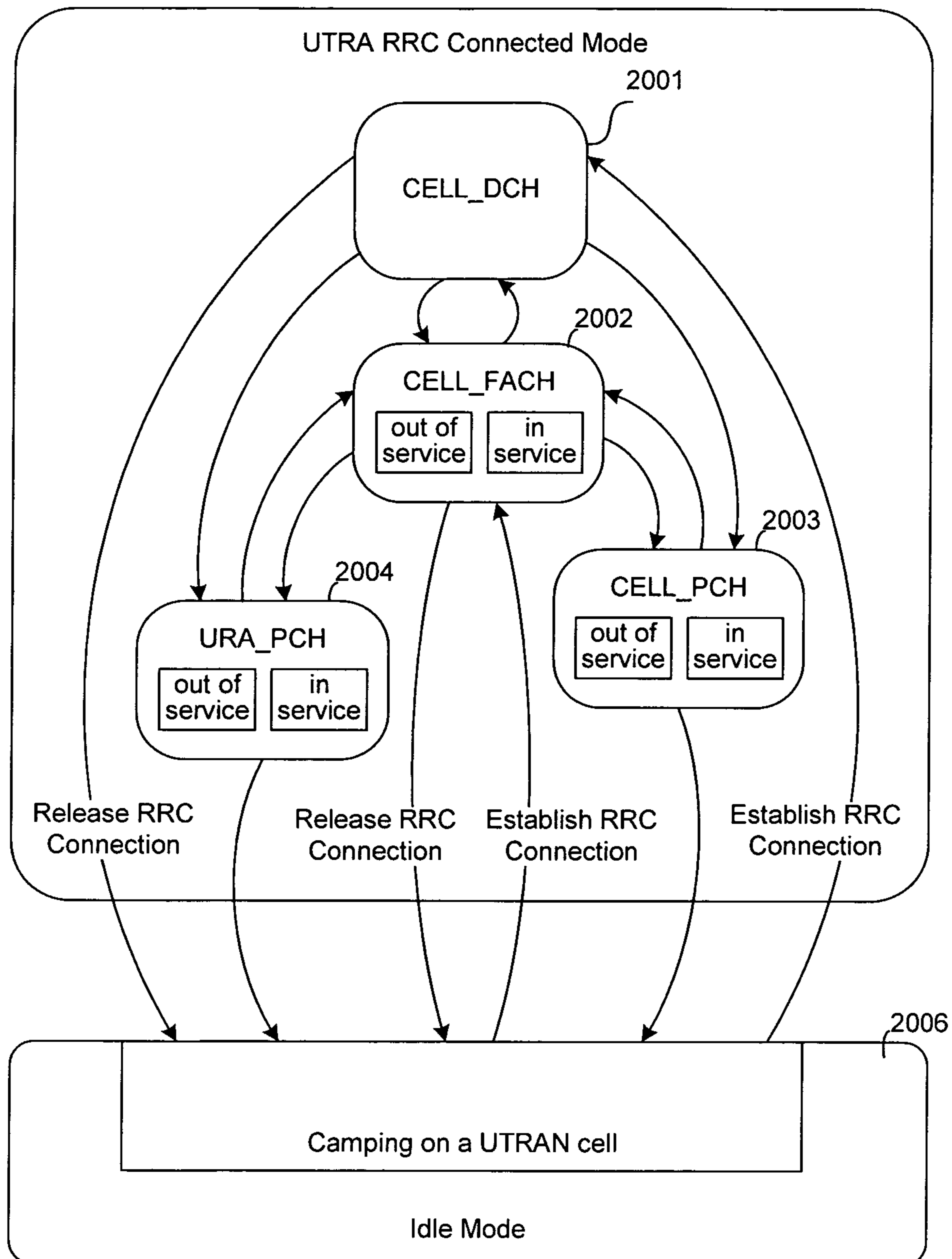


FIG. 1A-1

2001

Smartphone Type	UE Software	UE Sending Radio Release Indicator or Not	Time for UE to Send Radio Release Indicator After Data Transmission
Samsung 360		NO	NO
SonyEricsson X10	R2BA013	YES	around 5 to 10s
Black berry	Storm	YES	around 3 to 10s
Black berry	Bold	YES	around 3s
iphone	Pre-commercial iPhone	YES	around 10s
iphone	3.1.2	YES	around 10s
Nokia5800		NO	NO
HTC g6	2.1	YES	around 5s

FIG. 1A-2

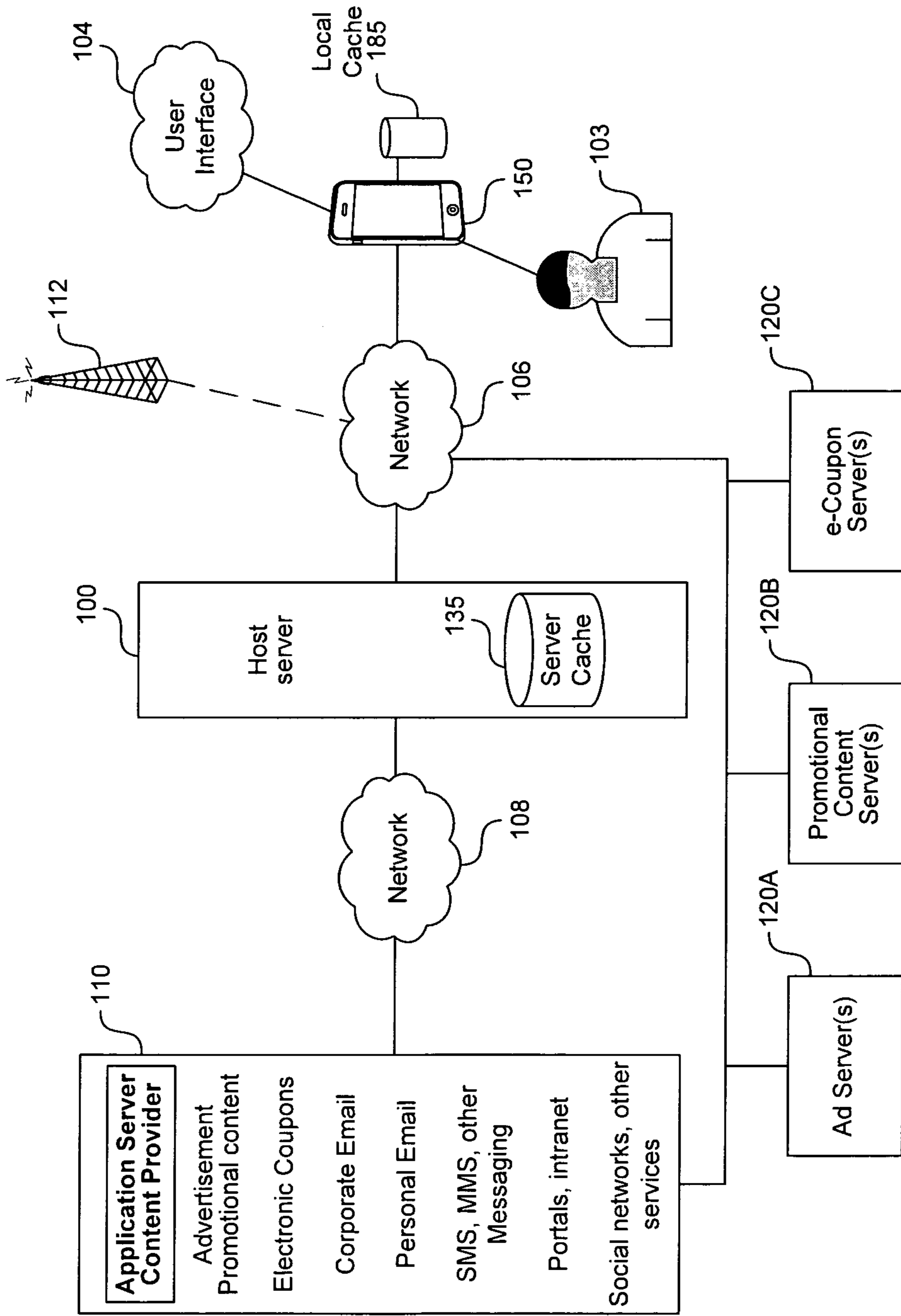


FIG. 1B

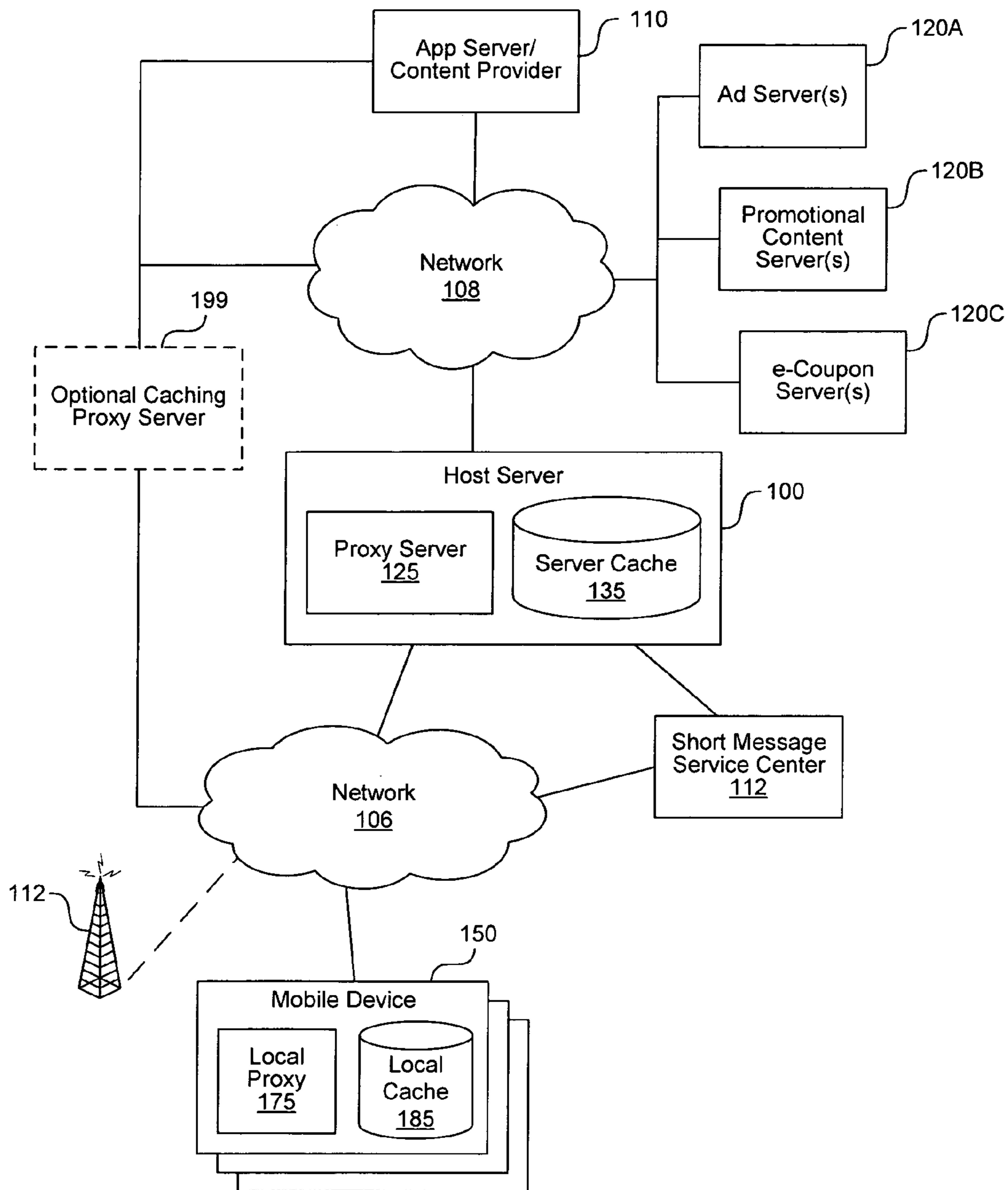


FIG. 1C

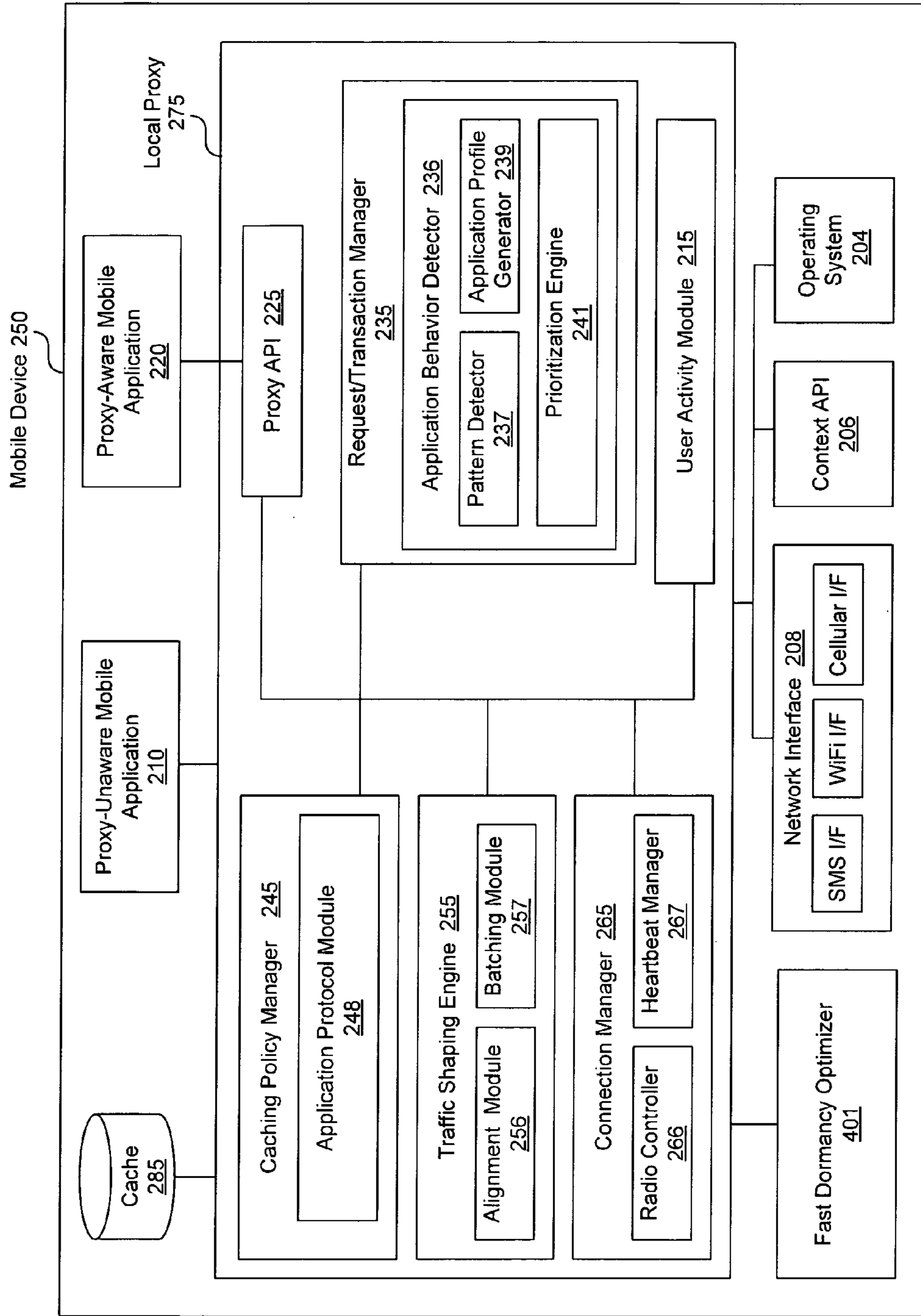


FIG. 2A

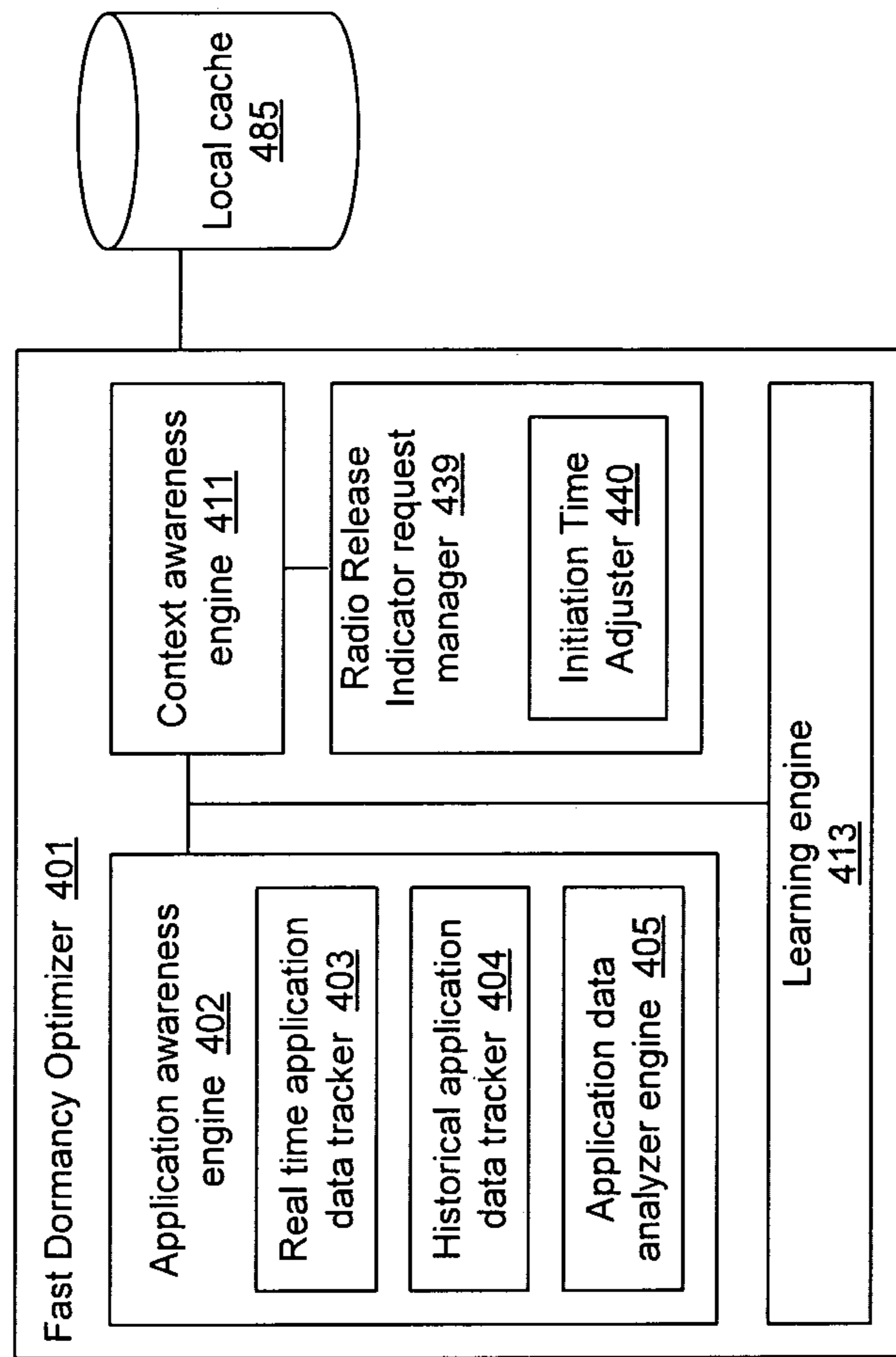


FIG. 2B

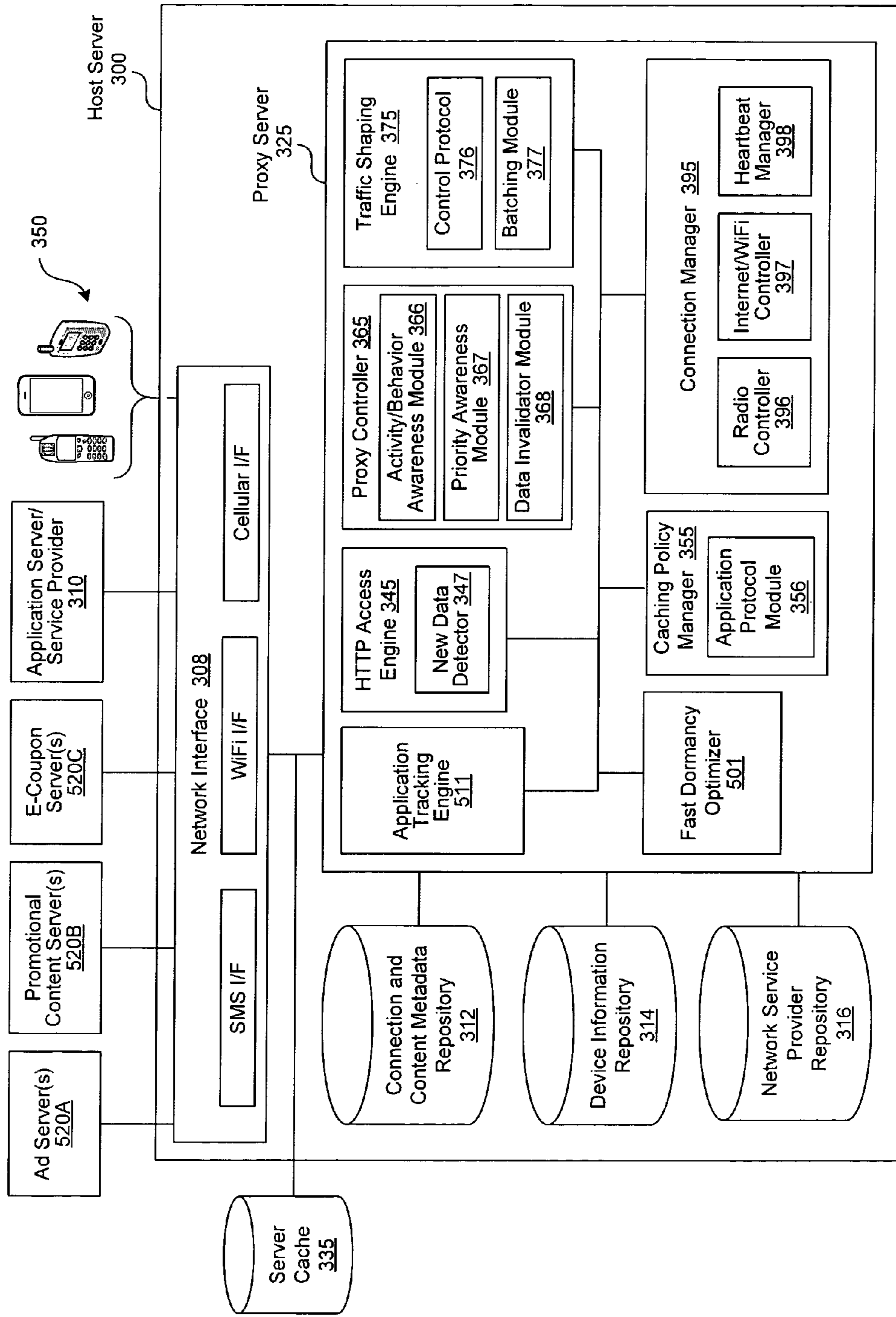


FIG. 3A

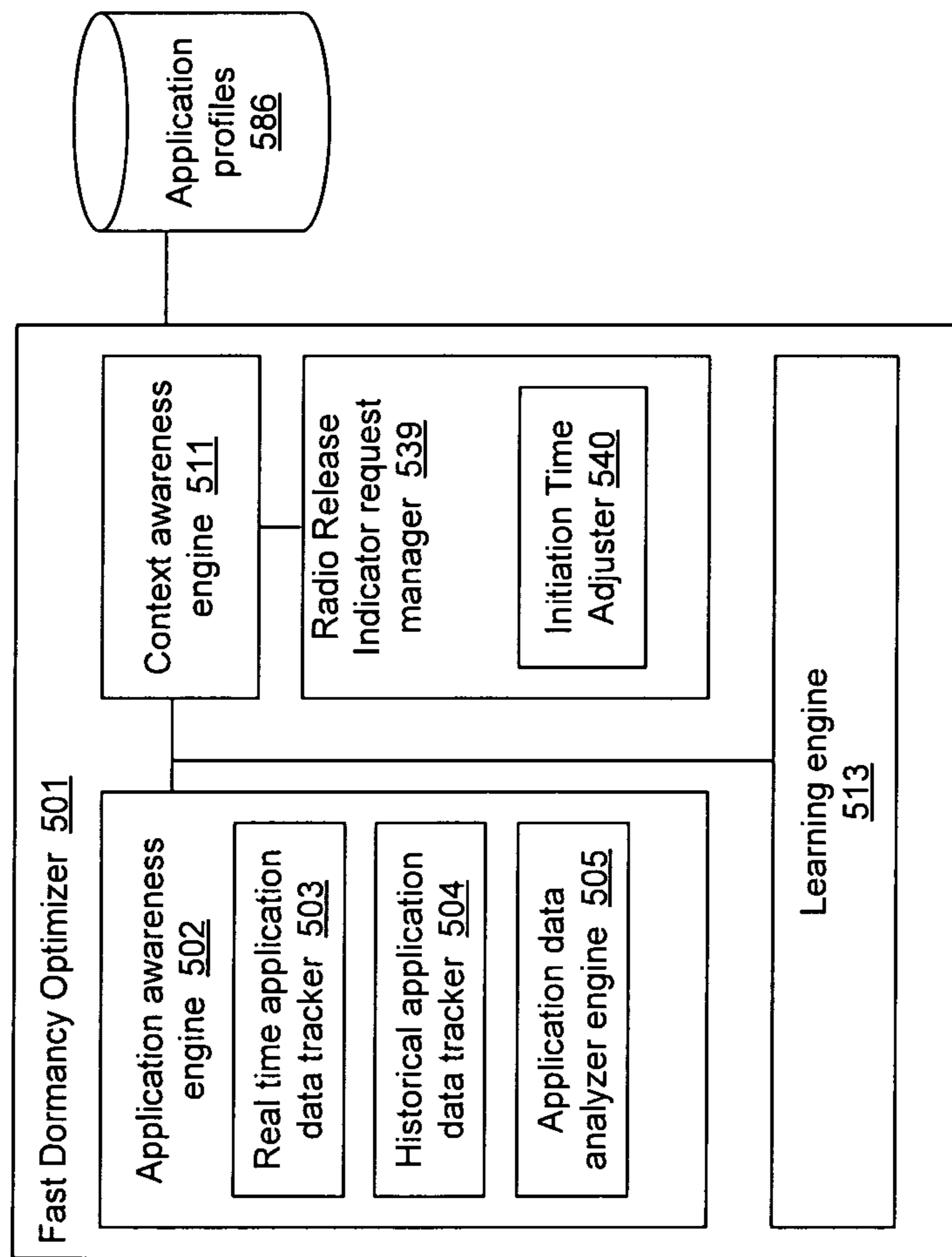


FIG. 3B

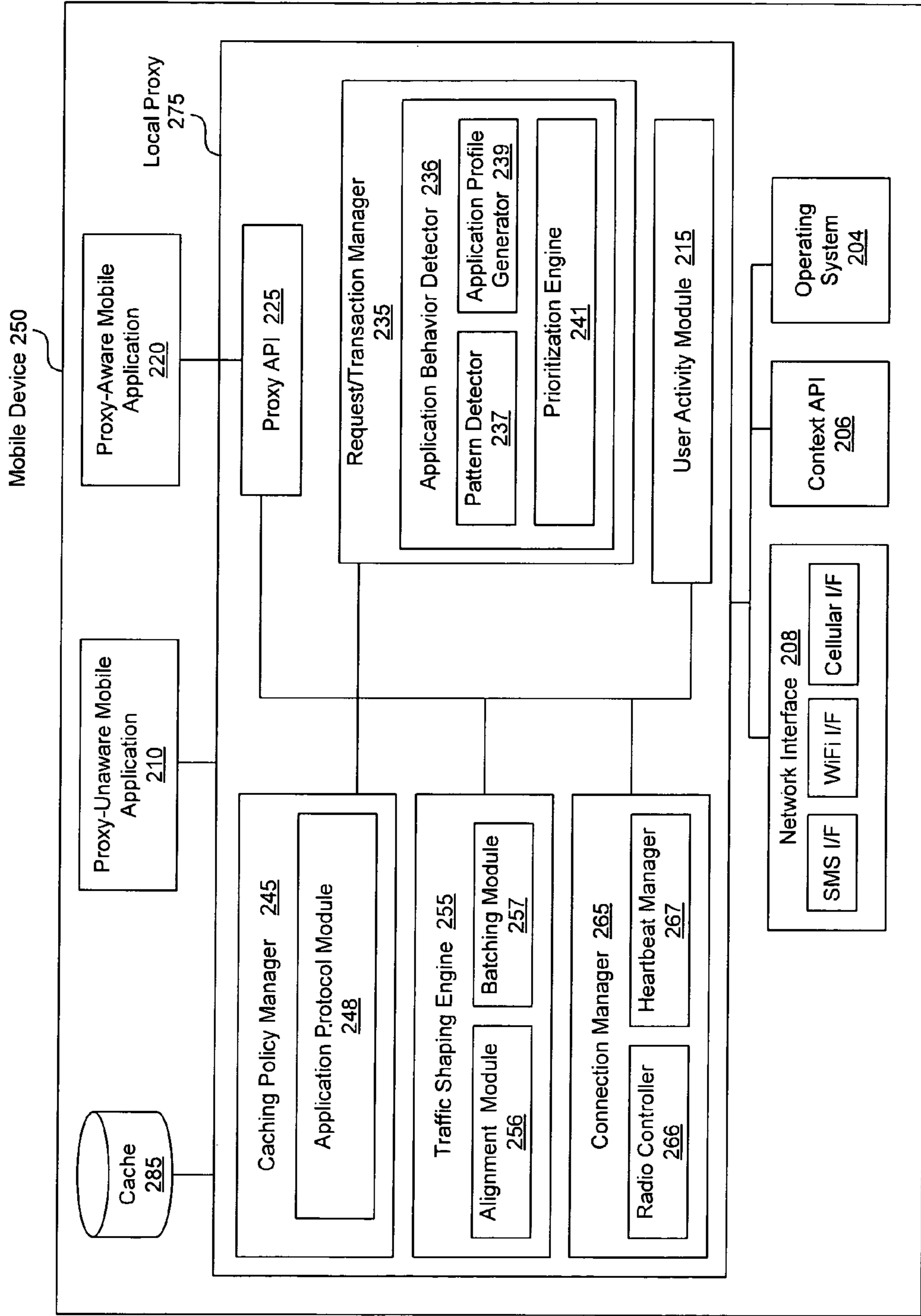


FIG. 4A

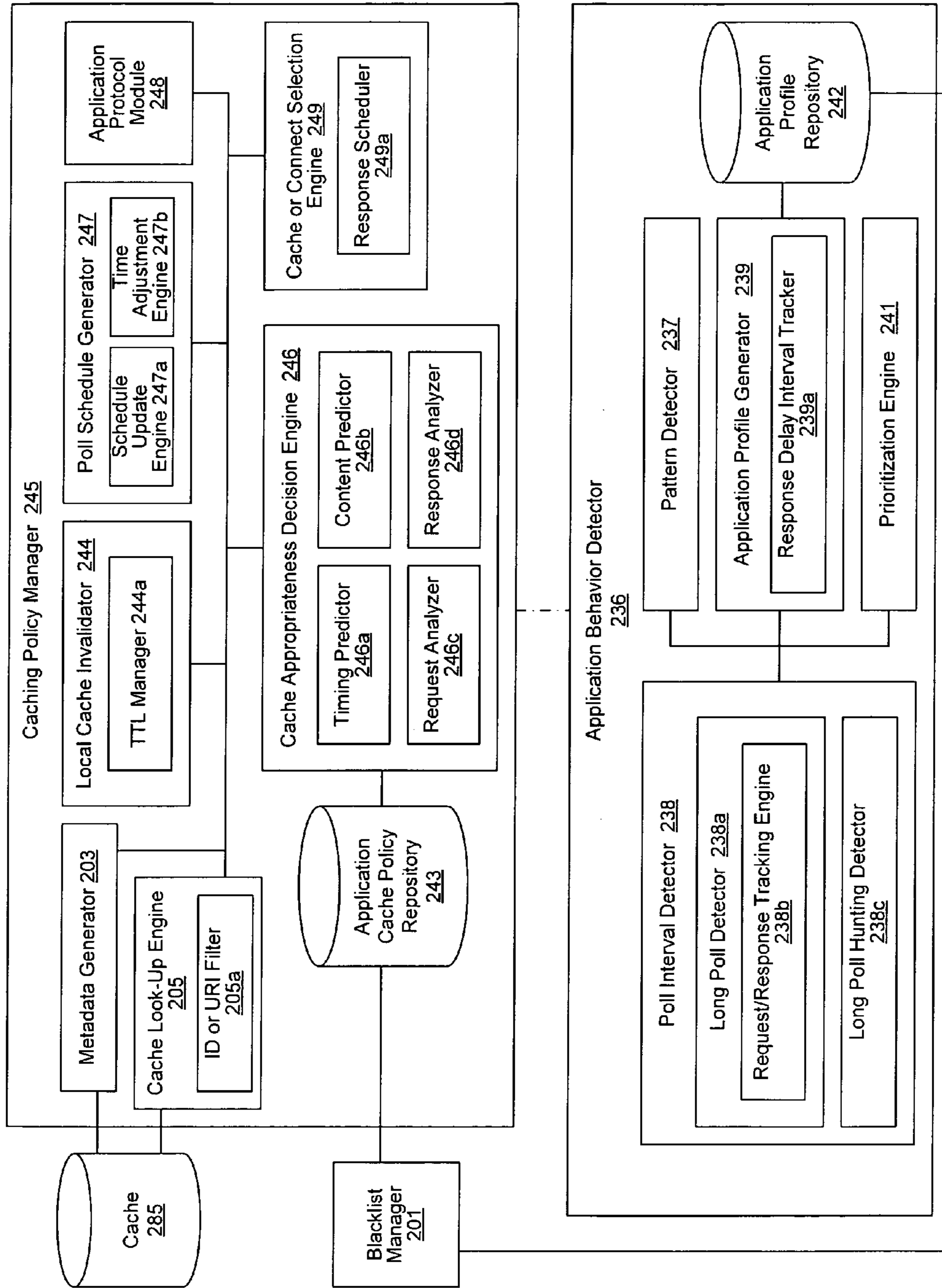


FIG. 4B

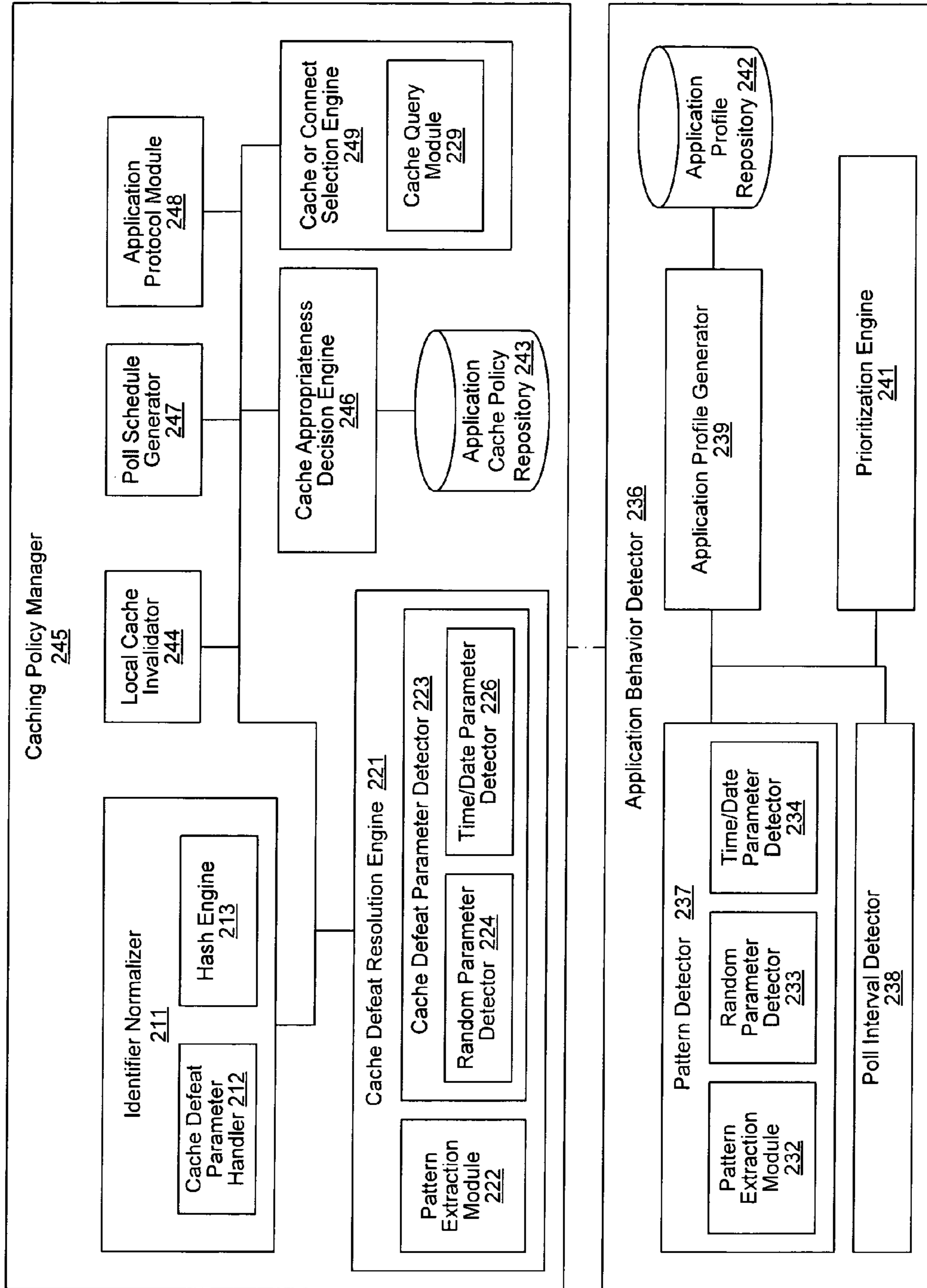


FIG. 4C

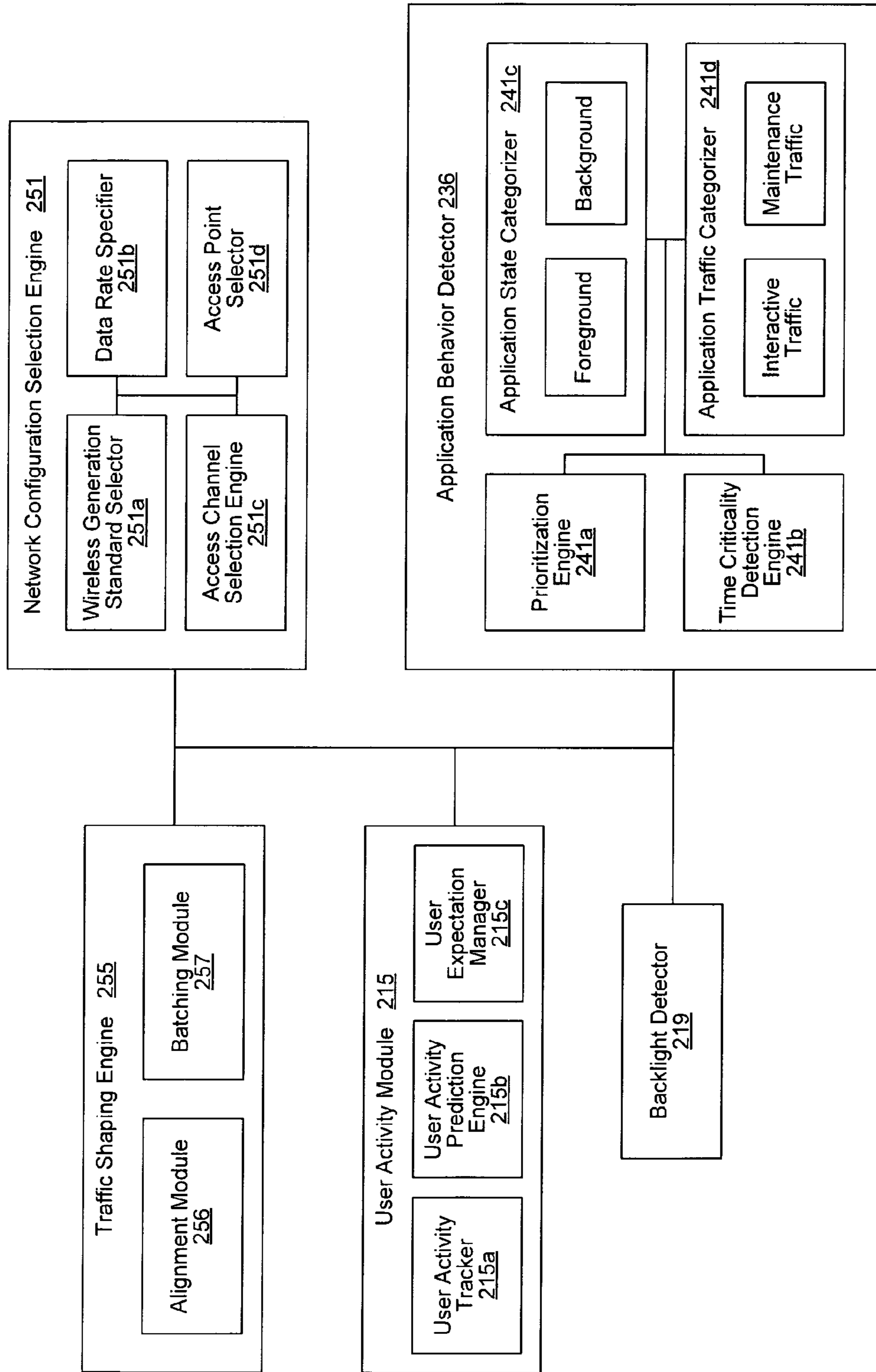


FIG. 4D

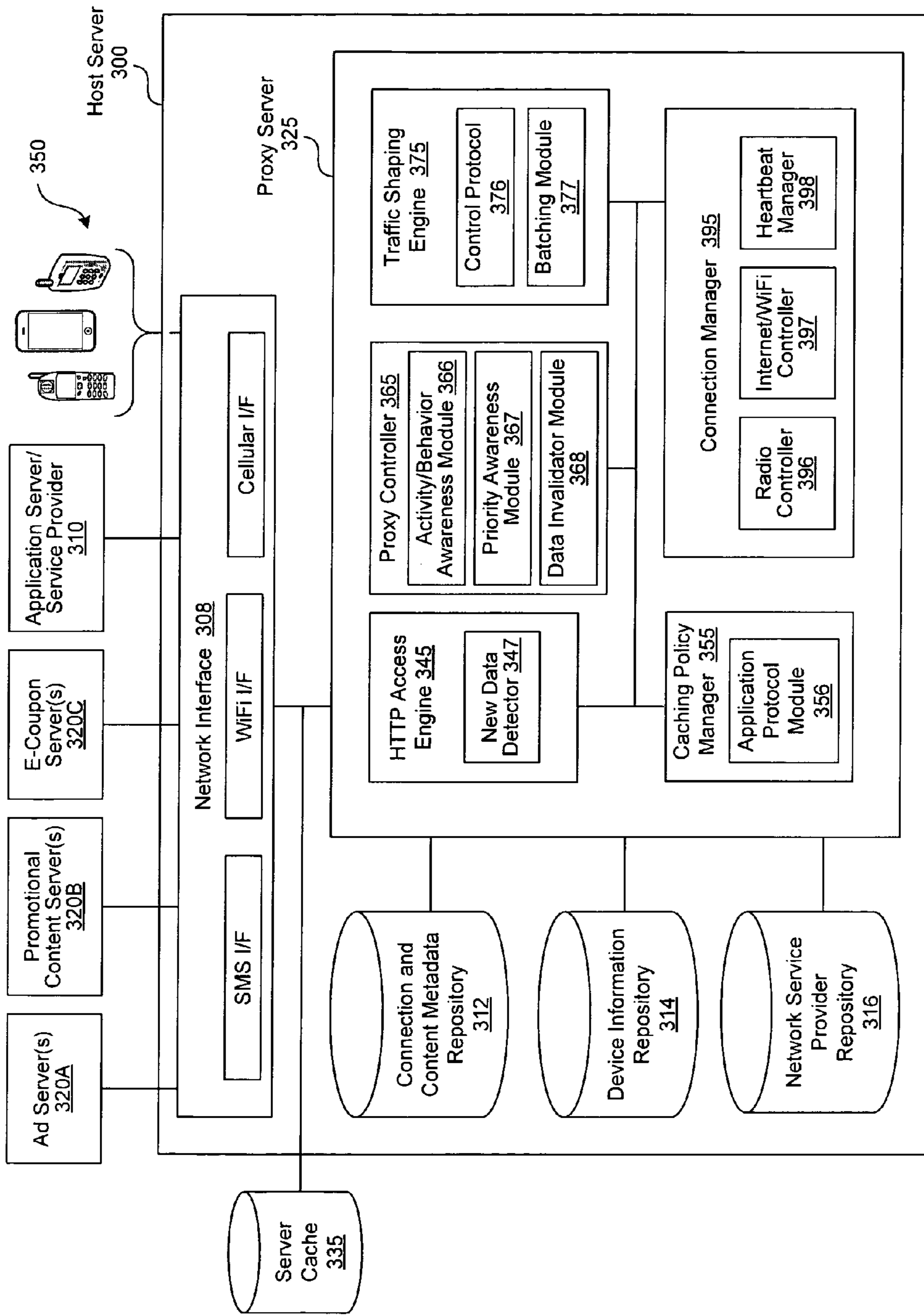


FIG. 5A

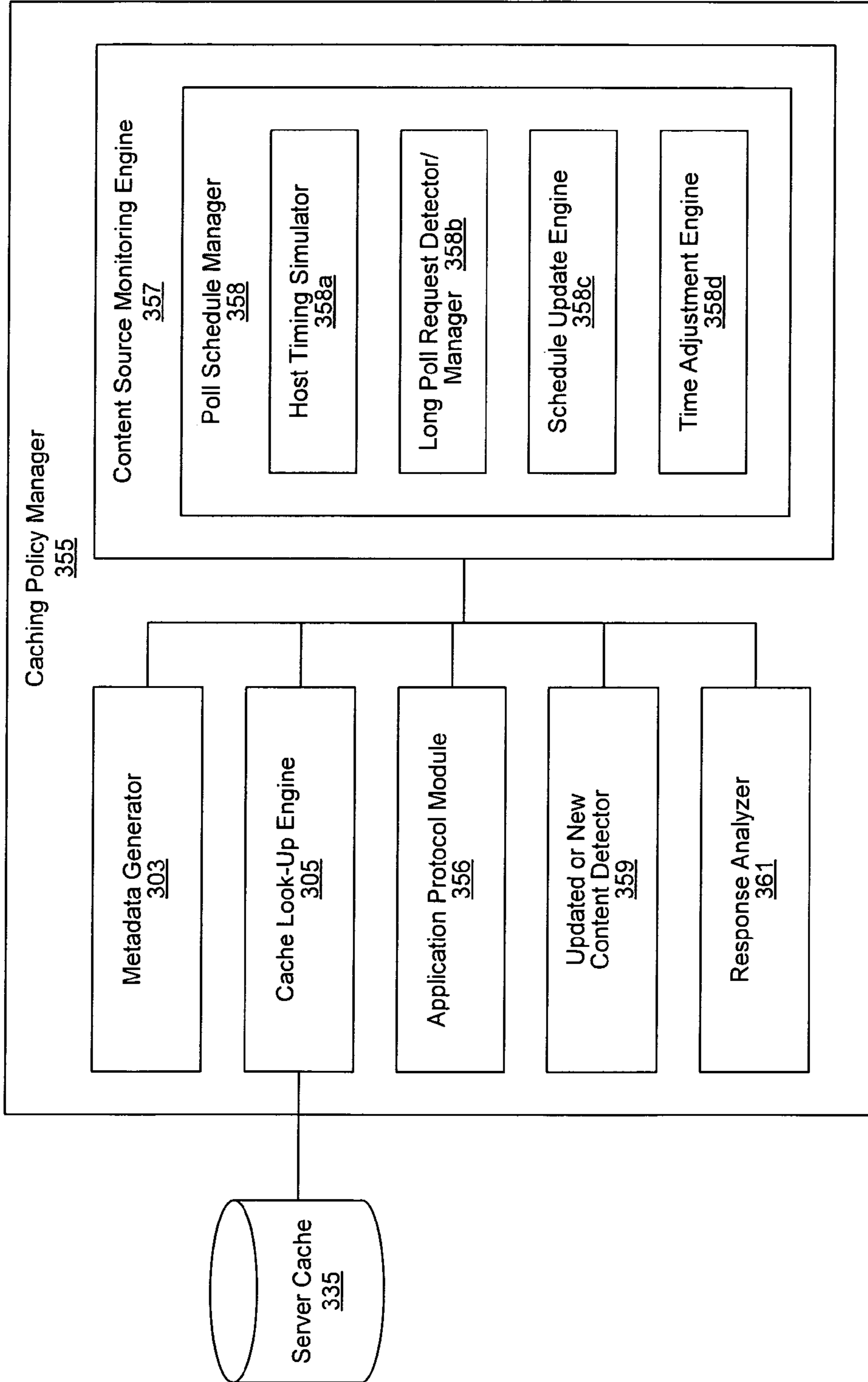


FIG. 5B

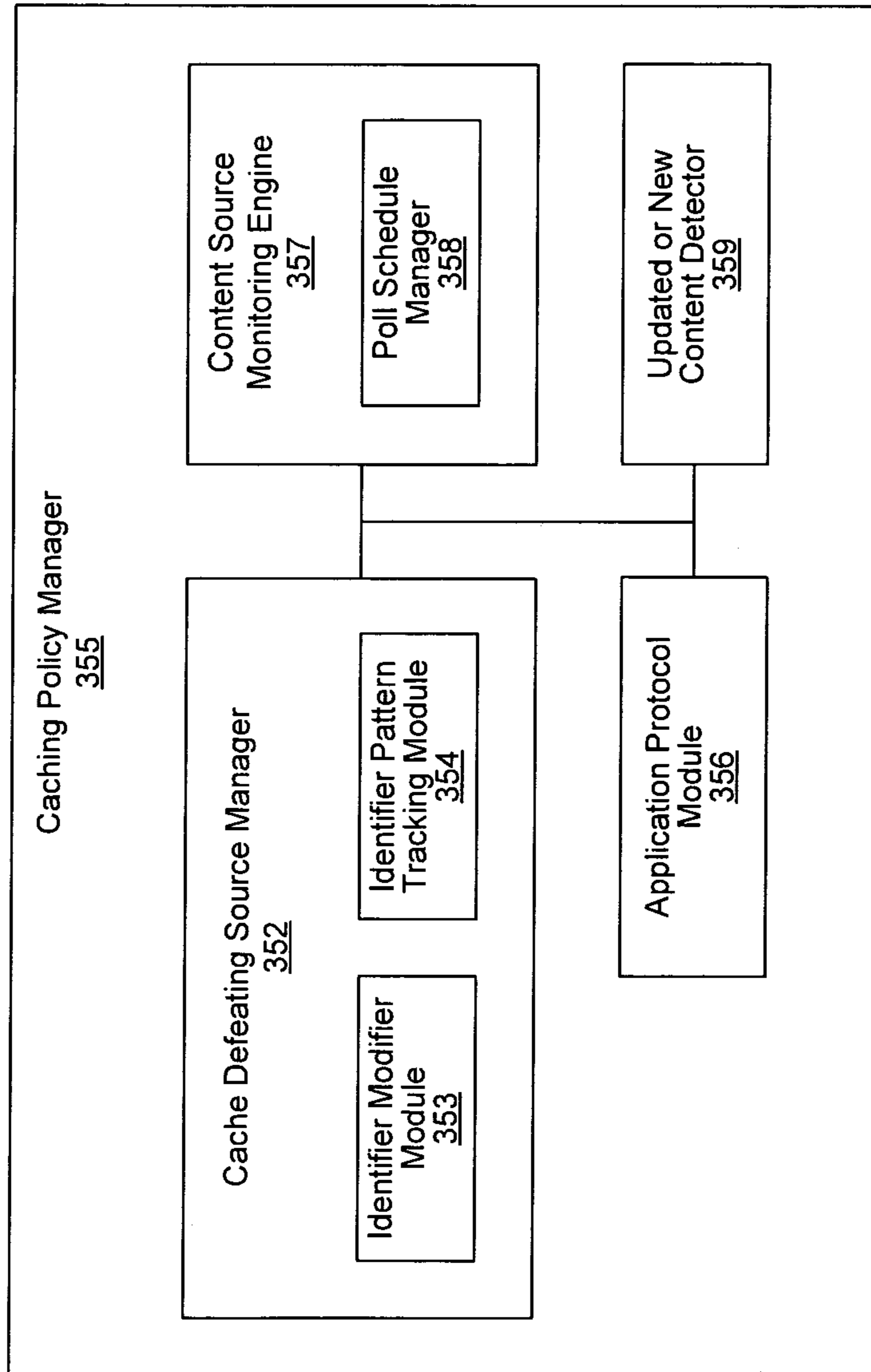


FIG. 5C

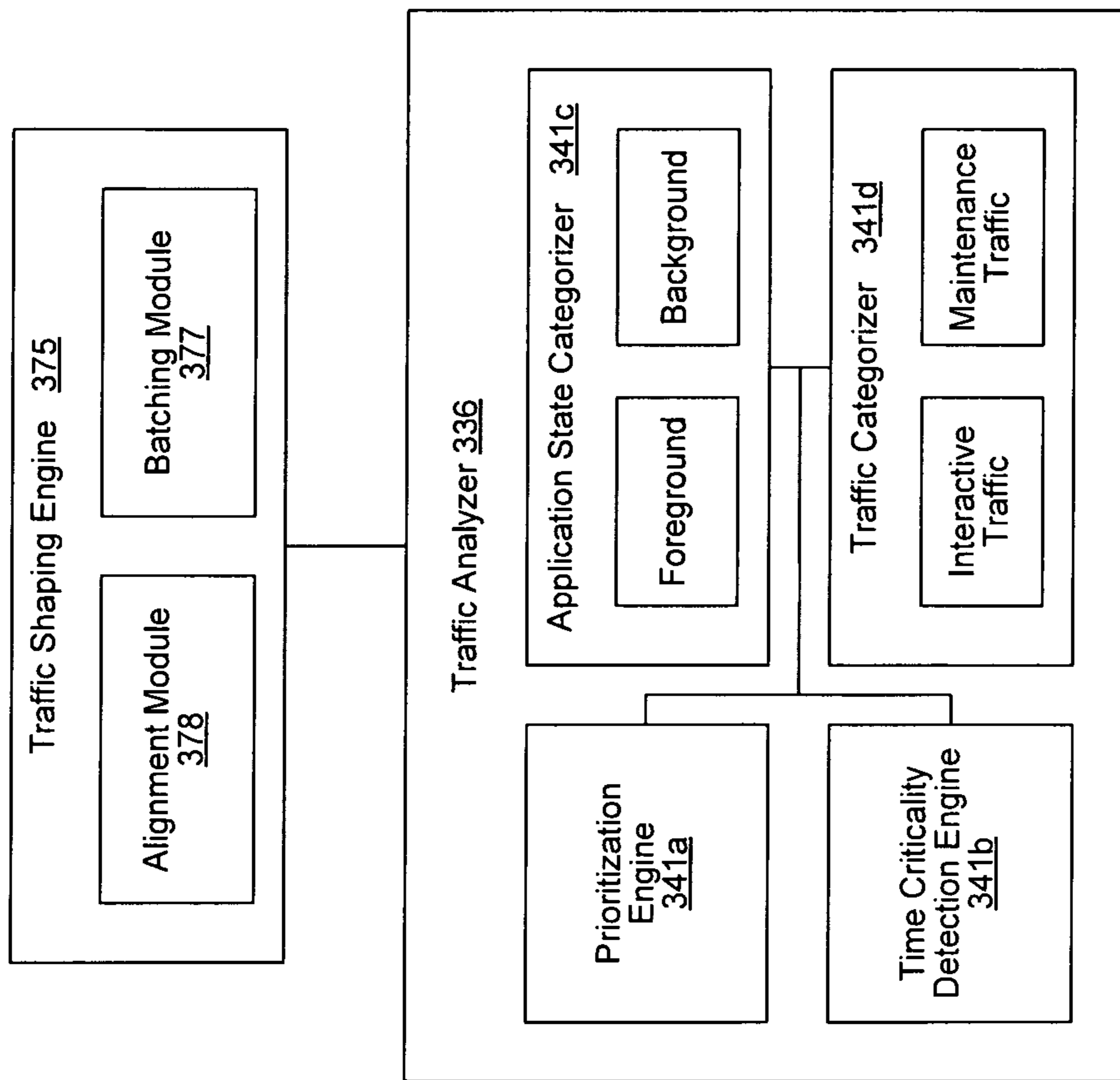


FIG. 5D

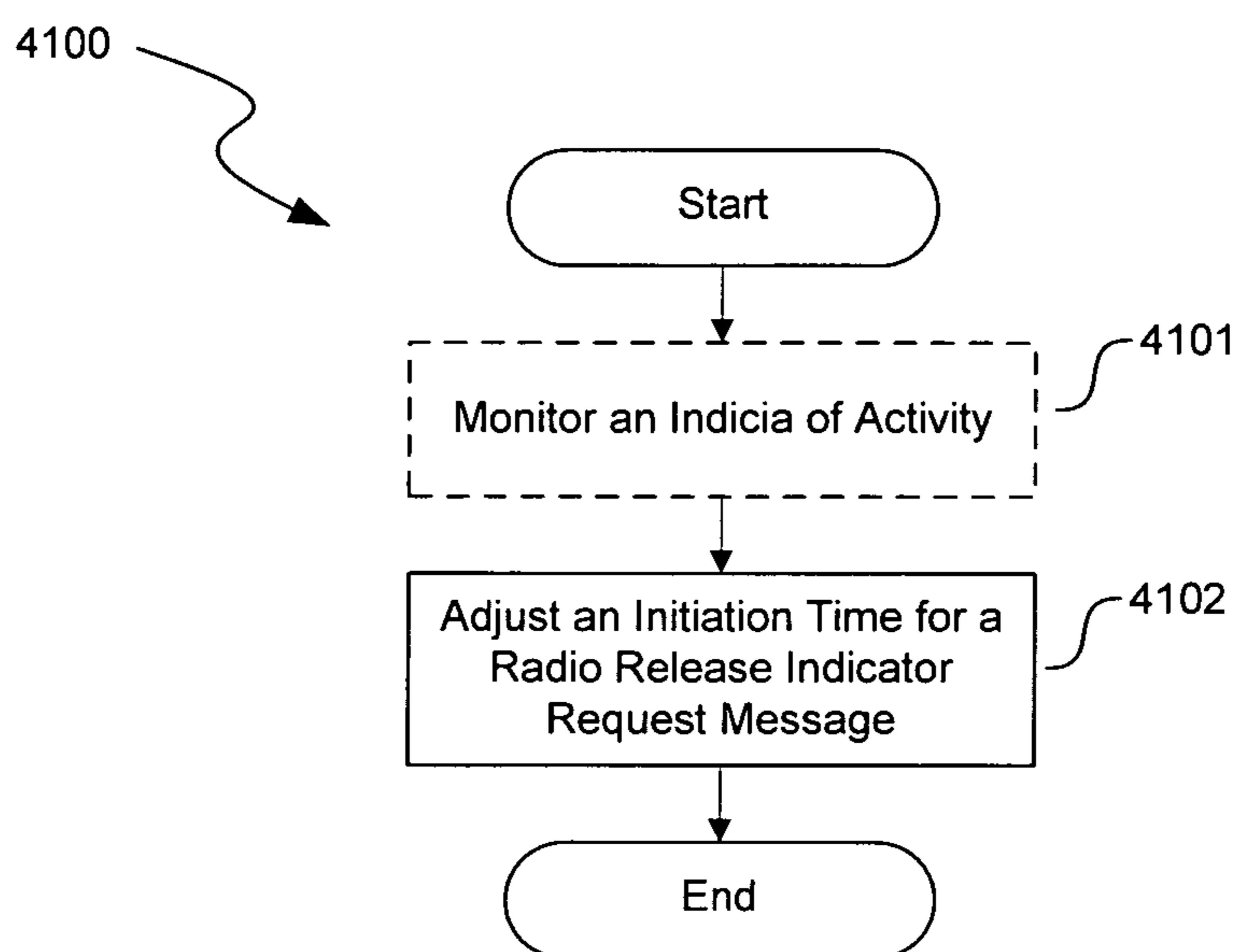


FIG. 6

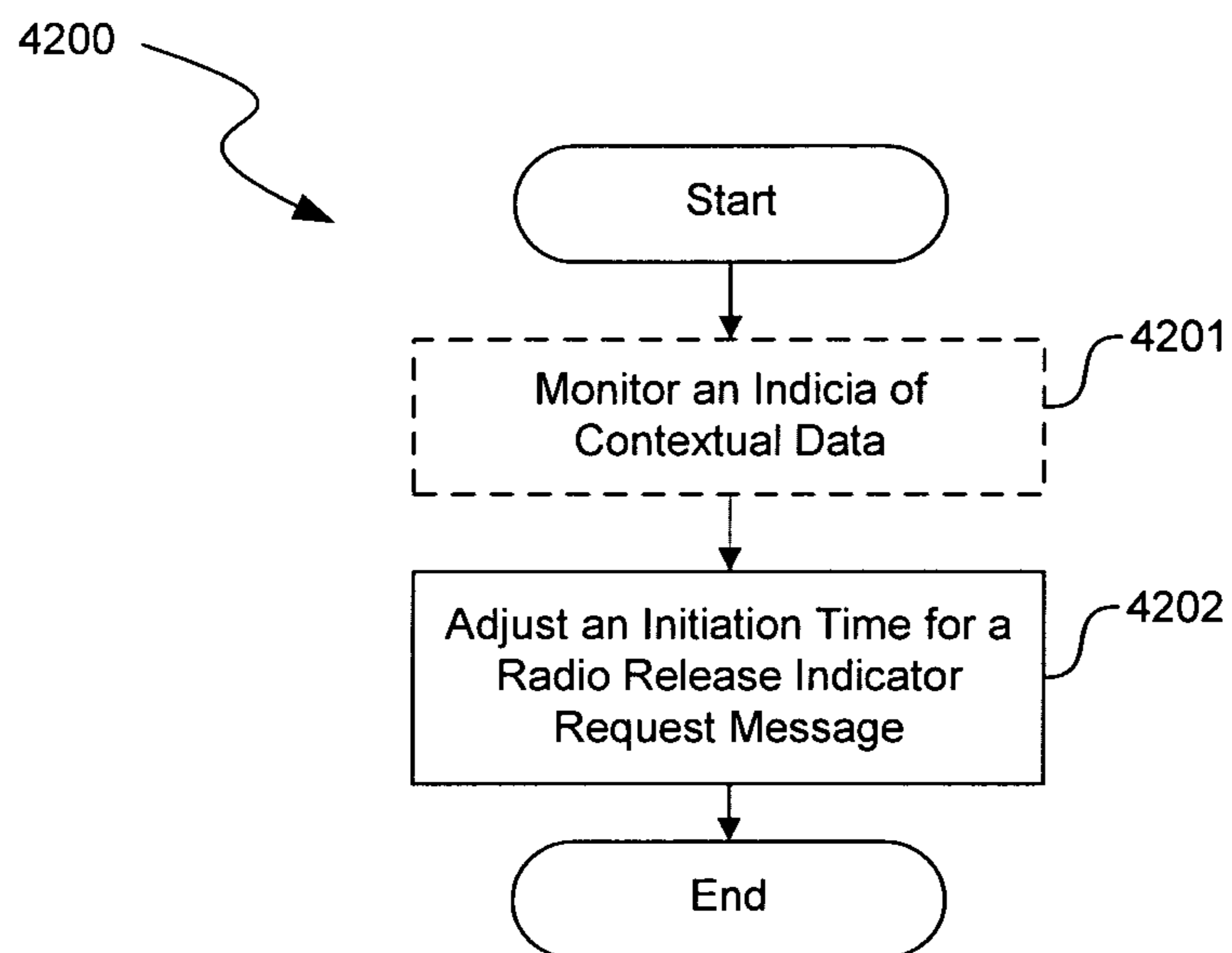


FIG. 7A

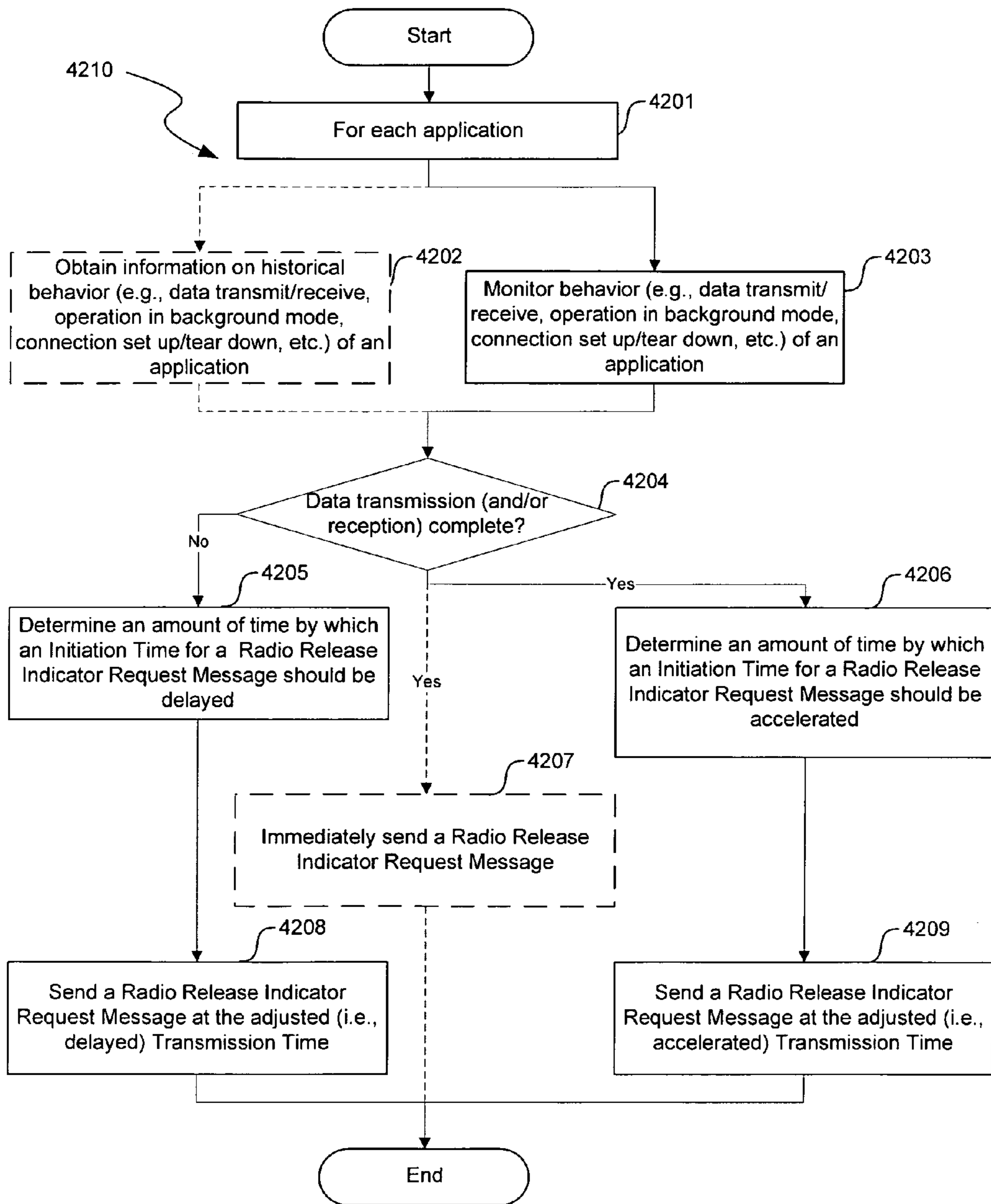


FIG. 7B

Traffic Category/Application Category <u>700</u>	
Interactive traffic	Background traffic
User waiting for response	User not waiting for response
Application in foreground	Application in background
Backlight on	Backlight off

FIG. 8

Content Category <u>800</u>	
High priority	Low priority
Time critical	Non-time critical

FIG. 9

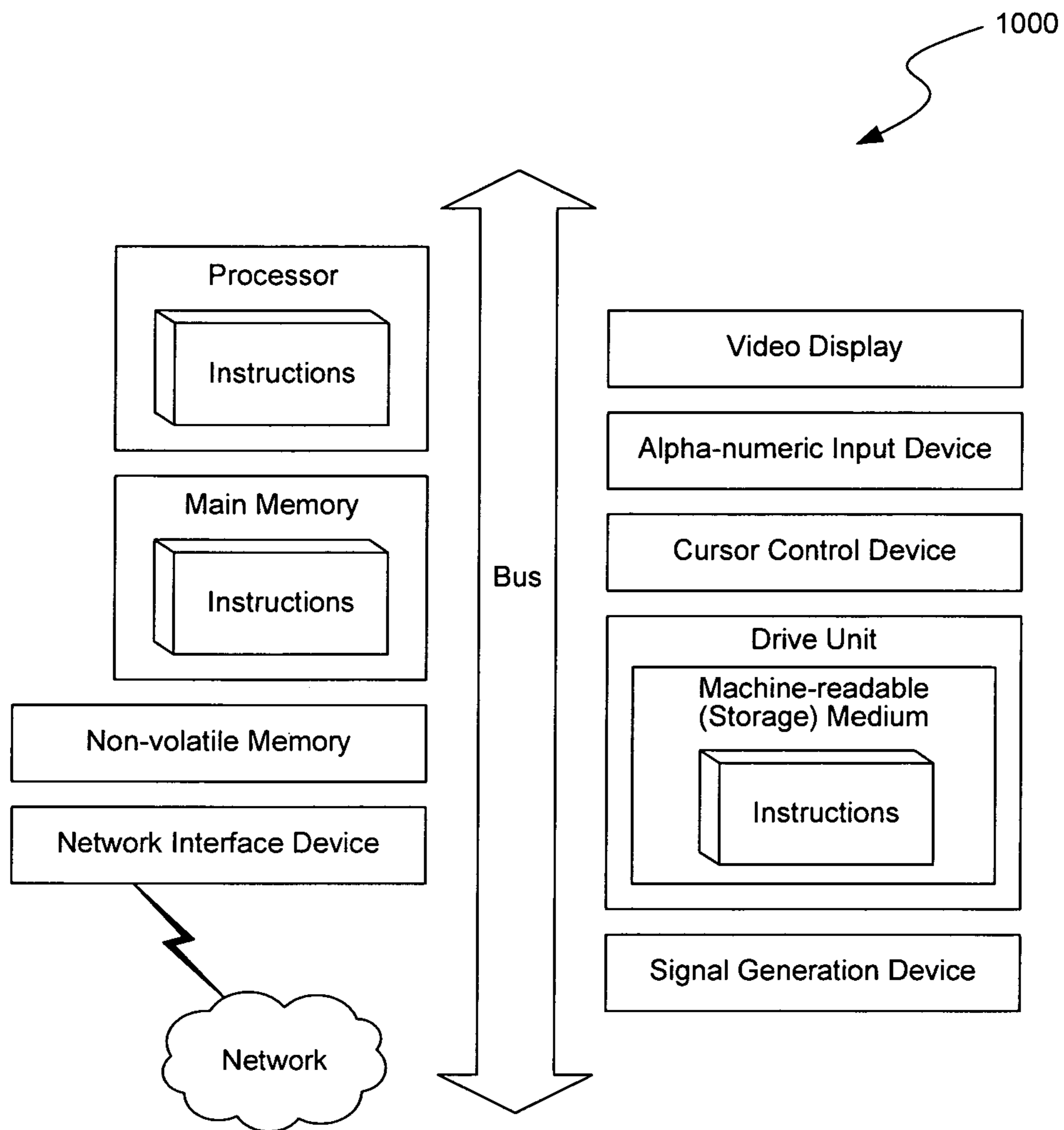


FIG. 10

APPLICATION OR CONTEXT AWARE FAST DORMANCY

CROSS-REFERENCE TO RELATED APPLICATIONS

This application claims priority to and the benefit of to the U.S. Provisional Application 61/755,886, entitled APPLICATION AND CONTEXT AWARE FAST DORMANCY, filed on Jan. 23, 2013, the contents of which are all incorporated by reference herein.

This application is related to U.S. patent application Ser. No. 13/815,921 entitled "MOBILE DEVICE WITH APPLICATION OR CONTEXT AWARE FAST DORMANCY," filed on Mar. 15, 2013, the contents of which are all incorporated by reference herein

BACKGROUND

Many communication networks worldwide keep handsets on a high power channel for a significant period in case they need to send/receive more data, in the near future. This results in reduced battery life, such as for 3 G operation. Networks typically prefer to wait for predefined amount of time (inactivity timer) before sending mobile devices or UE (user equipment) from higher to lower energy states. This may be performed in order to avoid increased signaling due to: unnecessary transition between the states; frequent connection setup and tear down; and to avoid increased delays. Increased delays can result in a negative user experience. Such an approach has negative impact on mobile device or UE battery because even when the UE finishes data transmission, the UE can't transition to lower energy states until instructed by the network after inactivity timers have expired.

BRIEF DESCRIPTION OF THE DRAWINGS

FIG. 1A-1 depicts an example diagram showing the different Radio Resource Control (RRC) states in 3G.

FIG. 1A-2 depicts a table showing an example of typical wait times by a list of mobile devices (UEs) and when they typically send a radio release request message.

FIG. 1B illustrates an example diagram of a system where a host server facilitates management of traffic, content caching, and/or resource conservation between mobile devices (e.g., wireless devices), an application server or content provider, or other servers such as an ad server, promotional content server, or an e-coupon server in a wireless network (or broadband network) for resource conservation. In some embodiments, the host server can facilitate application or context aware fast dormancy.

FIG. 1C illustrates an example diagram of a proxy and cache system distributed between the host server and device which facilitates network traffic management between a device, an application server or content provider, or other servers such as an ad server, promotional content server, or an e-coupon server for resource conservation and content caching in certain embodiments. In some embodiments, the host server can further facilitate application or context aware fast dormancy.

FIG. 2A depicts a block diagram illustrating another example of client-side components in a distributed proxy and cache system, further including a fast dormancy optimizer.

FIG. 2B depicts a block diagram illustrating additional components in the fast dormancy optimizer shown in the example of FIG. 2A.

FIG. 3A depicts a block diagram illustrating an example of server-side components in a distributed proxy and cache system, further including a fast dormancy optimizer.

FIG. 3B depicts a block diagram illustrating additional components in the fast dormancy optimizer shown in the example of FIG. 3A.

FIG. 4A depicts a block diagram illustrating an example of client-side components in a distributed proxy and cache system residing on a mobile device (e.g., wireless device) that manages traffic in a wireless network (or broadband network) for resource conservation, content caching, and/or traffic management in certain embodiments. In some embodiments, the client-side proxy (or local proxy) can further categorize mobile traffic and/or implement delivery policies based on application behavior, content priority, user activity, and/or user expectations.

FIG. 4B depicts a block diagram illustrating a further example of components in the cache system shown in the example of FIG. 4A which may be capable of caching and adapting caching strategies for mobile application behavior and/or network conditions in some embodiments. Components capable in some embodiments of detecting long poll requests and managing caching of long polls are also illustrated.

FIG. 4C depicts a block diagram illustrating additional components in the application behavior detector and the caching policy manager in the cache system shown in the example of FIG. 4A which is further capable of detecting cache defeat and perform caching of content addressed by identifiers intended to defeat cache.

FIG. 4D depicts a block diagram illustrating examples of additional components in the local cache shown in the example of FIG. 4A which is further capable of performing mobile traffic categorization and policy implementation based on application behavior and/or user activity.

FIG. 5A depicts a block diagram illustrating an example of server-side components in a distributed proxy and cache system that manages traffic in a wireless network (or broadband network) for resource conservation, content caching, and/or traffic management. The server-side proxy (or proxy server) can further categorize mobile traffic and/or implement delivery policies based on application behavior, content priority, user activity, and/or user expectations.

FIG. 5B depicts a block diagram illustrating a further example of components in the caching policy manager in the cache system shown in the example of FIG. 5A which is capable of caching and adapting caching strategies for mobile application behavior and/or network conditions in certain embodiments. Components capable of detecting long poll requests and managing caching of long polls are also illustrated.

FIG. 5C depicts a block diagram illustrating another example of components in the proxy system shown in the example of FIG. 5A which is further capable of managing and detecting cache defeating mechanisms and monitoring content sources.

FIG. 5D depicts a block diagram illustrating examples of additional components in the proxy server shown in the example of FIG. 5A which is further capable of performing mobile traffic categorization and policy implementation based on application behavior and/or traffic priority in some embodiments.

FIG. 6 is a flow diagram depicting certain steps in a process for directing the initialization of fast dormancy.

FIG. 7A is a flow diagram depicting certain steps in a process for directing the initialization of fast dormancy.

FIG. 7B is a flow diagram depicting an example method of radio state transition on a mobile device in a manner that is application aware in a mobile network.

FIG. 8 depicts a table showing examples of different traffic or application category types which can be used in implementing network access and content delivery policies.

FIG. 9 depicts a table showing examples of different content category types which can be used in implementing network access and content delivery policies.

FIG. 10 shows a diagrammatic representation of a machine in the example form of a computer system within which a set of instructions, for causing the machine to perform any one or more of the methodologies discussed herein, may be executed.

DETAILED DESCRIPTION

The following description and drawings are illustrative and are not to be construed as limiting. Numerous specific details are described to provide a thorough understanding of the disclosure. However, in certain instances, well-known or conventional details are not described in order to avoid obscuring the description. References to “one embodiment” or “an embodiment” in the present disclosure can be, but not necessarily are, references to the same embodiment and such references mean at least one of the embodiments.

Reference in this specification to “one embodiment” or “an embodiment” means that a particular feature, structure, or characteristic described in connection with the embodiment is included in at least one embodiment of the disclosure. The appearances of the phrase “in one embodiment” in various places in the specification are not necessarily all referring to the same embodiment, nor are separate or alternative embodiments mutually exclusive of other embodiments. Moreover, various features are described which may be exhibited by some embodiments and not by others. Similarly, various requirements are described which may be requirements for some embodiments but not other embodiments.

The terms used in this specification generally have their ordinary meanings in the art, within the context of the disclosure, and in the specific context where each term is used. Certain terms that are used to describe the disclosure are discussed below, or elsewhere in the specification, to provide additional guidance to the practitioner regarding the description of the disclosure. For convenience, certain terms may be highlighted, for example using italics and/or quotation marks. The use of highlighting has no influence on the scope and meaning of a term; the scope and meaning of a term is the same, in the same context, whether or not it is highlighted. It will be appreciated that same thing can be said in more than one way.

Consequently, alternative language and synonyms may be used for any one or more of the terms discussed herein, nor is any special significance to be placed upon whether or not a term is elaborated or discussed herein. Synonyms for certain terms are provided. A recital of one or more synonyms does not exclude the use of other synonyms. The use of examples anywhere in this specification, including examples of any terms discussed herein, is illustrative only, and is not intended to further limit the scope and meaning of the disclosure or of any exemplified term. Likewise, the disclosure is not limited to various embodiments given in this specification.

Without intent to limit the scope of the disclosure, examples of instruments, apparatus, methods and their related results according to the embodiments of the present disclosure are given below. Note that titles or subtitles may be used in the examples for convenience of a reader, which in no

way should limit the scope of the disclosure. Unless otherwise defined, all technical and scientific terms used herein have the same meaning as commonly understood by one of ordinary skill in the art to which this disclosure pertains. In the case of conflict, the present document, including definitions, will control.

As used herein, a “module,” “a manager,” a “handler,” a “detector,” an “interface,” a “controller,” a “normalizer,” a “generator,” an “invalidator,” or an “engine” includes a general purpose, dedicated or shared processor and, typically, firmware or software modules that are executed by the processor. Depending upon implementation-specific or other considerations, the module, manager, handler, detector, interface, controller, normalizer, generator, invalidator, or engine can be centralized or its functionality distributed. The module, manager, handler, detector, interface, controller, normalizer, generator, invalidator, or engine can include general or special purpose hardware, firmware, or software embodied in a computer-readable (storage) medium for execution by the processor.

As used herein, a computer-readable medium or computer-readable storage medium is intended to include all mediums that are statutory (e.g., in the United States, under 35 U.S.C. 101), and to specifically exclude all mediums that are non-statutory in nature to the extent that the exclusion is necessary for a claim that includes the computer-readable (storage) medium to be valid. Known statutory computer-readable mediums include hardware (e.g., registers, random access memory (RAM), non-volatile (NV) storage, to name a few), but may or may not be limited to hardware.

Application and/or Context Aware Fast Dormancy

Many communication networks worldwide keep handsets on a high power channel for a significant period in case they need to send/receive more data in the near future. This results in reduced battery life, such as for 3 G operation. Networks typically prefer to wait for predefined amount of time (inactivity timer) before sending mobile devices or UE (user equipment) from higher to lower energy states. This may be performed in order to avoid increased signaling due to: unnecessary transition between the states; frequent connection setup and tear down; and to avoid increased delays. Increased delays can result in a negative user experience. Such an approach has negative impact on mobile device or UE battery because even when the UE finishes data transmission, the UE can't transition to lower energy states until instructed by the network after inactivity timers have expired. The above can be implemented from the network side independent of the UE.

To address this problem, some smart phones adopt Fast dormancy (FD), a feature intended to enhance UE battery performance. Fast dormancy provides a mechanism by which the UE may send radio release indicator message to the radio access network (RAN). The radio release indicator can include, for example, the information element (IE) “Signaling Connection Release Indication Cause” and set to “UE Requested PS Data session end”. The radio access network (RAN) may, upon receipt of this IE, trigger an RRC State transition to a more battery efficient state: IDLE, CELL_PCH, URA_PCH or CELL_FACH in 3G and IDLE in 4G/LTE.

This implementation of Fast dormancy is not application aware. After the UE finishes transmission by 3-5 seconds most UEs generate the radio release indicator request irrespective of the application that was sending/receiving data. However, this is not optimal behavior. This behavior can lead to wasted battery and network resources, by waiting extra seconds to send the radio release indicator when the applica-

tion has actually finished sending/receiving data. The behavior can also result in increased signaling, if the network switches the UE to a lower energy state but the application then sends/receives data immediately.

Fast dormancy may have no way of knowing whether an application has actually finished transmitting/receiving data or if the application is simply paused and will continue transmitting/receiving data later. Fast dormancy may be currently implemented by having the user equipment (UE) send a radio release indicator (e.g., a signaling connection release indication (SCRI) request) request to the network when the mobile device, or user equipment (UE), has stopped transmitting/receiving data for a predefined amount of time. The request may be sent irrespective of the application that was sending/receiving data. Sending the request irrespective of the application may be sub-optimal and can lead to, for example, wasted battery and network resources. For example, the system may wait extra seconds to send the radio release indicator when the application has actually finished sending/receiving data. The system may result in increased signaling, if the network switches the mobile device, or user equipment (UE) to a lower energy state but the application sends/receives data immediately.

Instead of saving battery resources by transitioning to a lower energy state as soon as transmission/reception finishes, networks prefer that mobile devices or UEs wait in order to avoid increased signaling due to frequent tear down and setup of connections.

To address one or more of these problems, various of the disclosed embodiments contemplate processes on the mobile device, UE, and/or on a proxy server which renders Fast dormancy application and/or context aware. Optimization of resources (signaling and battery) by Fast dormancy can be improved if Fast dormancy knows which application opens each connection, what kind of application it is, how the application normally behaves (does it periodically suspend and resume transmission/reception etc.). Fast dormancy may also be improved by considering whether the application is running in the background. Some applications know at certain points in time if they plan to transmit/receive any further data. Fast dormancy can be enhanced by taking this knowledge into consideration using the methods described herein and can be implemented in any mobile network that is defined or covered in 3GPP.

Data Proliferation and Mobile Traffic Management

There are multiple factors that may contribute to the proliferation of data: the end-user, mobile devices, wireless devices, mobile applications, and the network. As mobile devices evolve, so do the various elements associated with them-availability, applications, user behavior, location thus changing the way the network interacts with the device and the application.

Certain of the disclosed embodiments provide a comprehensive and end-to-end solution that is able to address each element for operators and devices manufacturers to support both the shift in mobile or wireless devices and the surge in data. These embodiments may accomplish this goal by leveraging the premise that mobile content has a definable or relevant "freshness" value. The "freshness" of mobile content can be determined, either with certainty, or with some heuristics having a tolerance within which the user experience may be enhanced, not negatively impacted, or negatively impacted in a manner imperceptible to the user or within a tolerable threshold level.

Certain of the disclosed embodiments transparently determine such "freshness" by monitoring, analyzing, and applying rules (which may be heuristically determined) the trans-

actions (requests/responses) between applications (e.g., mobile applications) and the peers (corresponding server or other clients). Moreover, the technology is further able to effectively cache content which may be marked by its originating/host server as being "non-cacheable" and identify some "freshness" value which can then be used in implementing application-specific caching. In general, the "freshness" value has an approximate minimum value which is typically determined using the update interval (e.g., interval with which requests are sent) between the application and its corresponding server/host.

One embodiment of the disclosed technology includes a system that optimizes multiple aspects of the connection with wired and wireless networks and devices through a comprehensive view of device and application activity including: loading, current application needs on a device, controlling the type of access (push vs. pull or hybrid), location, concentration of users in a single area, time of day, how often the user interacts with the application, content or device, and using this information to shape traffic to a cooperative client/server or simultaneously mobile devices without a cooperative client. Because the disclosed server is not tied to any specific network provider it has visibility into the network performance across all service providers. This enables optimizations to be applied to devices regardless of the operator or service provider, thereby enhancing the user experience and managing network utilization while roaming. Bandwidth has been considered a major issue in wireless networks today. More and more research has been done related to the need for additional bandwidth to solve access problems. Many of the performance enhancing solutions and next generation standards, such as those commonly referred to as 3.5G, LTE, 4G, and WiMAX, are focused on providing increased bandwidth. Although partially addressed by the standards, a key problem that remains is lack of bandwidth on the signaling channel more so than the data channel and the standard does not address battery life very well.

Various of the embodiments include, for example, alignment of requests from multiple applications to minimize the need for several polling requests; leverage specific content types to determine how to proxy/manage a connection/content; and applying specific heuristics associated with device, user behavioral patterns (how often they interact with the device/application) and/or network parameters.

Certain embodiments of the present technology can further include, moving recurring HTTP polls performed by various widgets, RSS readers, etc., to remote network node (e.g., Network Operation Center (NOC)), thus considerably lowering device battery/power consumption, radio channel signaling and bandwidth usage. Additionally, the offloading can be performed transparently so that existing applications do not need to be changed.

In some embodiments, this can be implemented using a local proxy on the mobile device (e.g., any wireless device) which automatically detects recurring requests for the same content (RSS feed, Widget data set) that matches a specific rule (e.g., happens every 15 minutes). The local proxy can automatically cache the content on the mobile device while delegating the polling to the server (e.g., a proxy server operated as an element of a communications network). The server can then notify the mobile/client proxy if the content changes, and if content has not changed (or not changed sufficiently, or in an identified manner or amount) the mobile proxy provides the latest version in its cache to the user (without need to utilize the radio at all). This way the mobile or wireless device (e.g., a mobile phone, smart phone, M2M module/MODEM, or any other wireless devices, etc.) does not need to open (e.g.,

thus powering on the radio) or use a data connection if the request is for content that is monitored and that has been not flagged as new/changed.

The logic for automatically adding content sources/application servers (e.g., including URLs/content) to be monitored can also check for various factors like how often the content is the same, how often the same request is made (is there a fixed interval/pattern?), which application is requesting the data, etc. Similar rules to decide between using the cache and request the data from the original source may also be implemented and executed by the local proxy and/or server.

For example, when the request comes at an unscheduled/unexpected time (user initiated check), or after every (n) consecutive times the response has been provided from the cache, etc., or if the application is running in the background vs. in a more interactive mode of the foreground. As more and more mobile applications or wireless enabled applications base their features on resources available in the network, this may become increasingly important. In addition, certain of the disclosed embodiments may allow elimination of unnecessary chatter from the network, benefiting the operators trying to optimize the wireless spectrum usage.

Traffic Categorization and Policy

In some embodiments, the disclosed proxy system is able to establish policies for choosing traffic (data, content, messages, updates, etc.) to cache and/or shape. Additionally, by combining information from observing the application making the network requests, getting explicit information from the application, or knowing the network destination the application is reaching, the disclosed technology can determine or infer what category the transmitted traffic belongs to.

For example, in one embodiment, mobile or wireless traffic can be categorized as: (a1) interactive traffic or (a2) background traffic. The difference is that in (a1) a user is actively waiting for a response, while in (2) a user is not expecting a response. This categorization can be used in conjunction with or in lieu of a second type of categorization of traffic: (b1) immediate, (b2) low priority, (b3) immediate if the requesting application is in the foreground and active.

For example, a new update, message or email may be in the (b1) category to be delivered immediately, but it still is (a2) background traffic—a user is not actively waiting for it. A similar categorization applies to instant messages when they come outside of an active chat session. During an active chat session a user is expecting a response faster. Such user expectations are determined or inferred and factored into when optimizing network use and device resources in performing traffic categorization and policy implementation.

Some examples of the applications of the described categorization scheme, include the following: (a1) interactive traffic can be categorized as (b1) immediate—but (a2) background traffic may also be (b2) or (b3). An example of a low priority transfer is email or message maintenance transaction such as deleting email or other messages or marking email as read at the mail or application server. Such a transfer can typically occur at the earlier of (a) timer exceeding a timeout value (for example, 2 minutes), and (b) data being sent for other purposes.

An example of (b3) is IM presence updates, stock ticker updates, weather updates, status updates, news feeds. When the UI of the application is in the foreground and/or active (for example, as indicated by the backlight of the device/phone being lit or as determined or inferred from the status of other sensors), updates can be considered immediate whenever server has something to push to the device. When the appli-

cation is not in the foreground or not active, such updates can be suppressed until the application comes to foreground and is active.

With some embodiments, networks can be selected or optimized simultaneously for (a1) interactive traffic and (a2) background traffic.

In some embodiments, as the wireless device or mobile device proxy (separately or in conjunction with the server proxy) is able to categorize the traffic as (for example) (a1) interactive traffic or (a2) background traffic, it can apply different policies to different types of traffic. This means that it can internally operate differently for (a1) and (a2) traffic (for example, by allowing interactive traffic to go through to the network in whole or in part, and apply stricter traffic control to background traffic; or the device side only allows a request to activate the radio if it has received information from the server that the content at the host has been updated, etc.).

When the request does require access over the wireless network, the disclosed technology can request the radio layer to apply different network configurations to different traffic. Depending on the type of traffic and network this may be achieved by different means:

(1) Using 3G/4G for (a1) and 2G/2.5G for (a2);

(2) Explicitly specifying network configuration for different data sets (e.g. in terms of use of FACH (forward access channel) vs. DCH (dedicated channel), or otherwise requesting lower/more network efficient data rates for background traffic); or

(3) Utilizing different network access points for different data sets (access points which would be configured to use network resources differently similar to (1) and (2) above).

Additionally, 3GPP Fast dormancy calls for improvements so that applications, operating systems or the mobile device would have awareness of the traffic type to be more efficient in the future. Certain embodiments of the disclosed system, having the knowledge of the traffic category and being able to utilize Fast dormancy appropriately may solve the problem identified in Fast dormancy. In this manner, the mobile or broadband network may not need to be configured with a compromised configuration that adversely impacts both battery consumption and network signaling resources.

Polling Schedule

Detecting (or determining) a polling schedule may allow the proxy server (server-side of the distributed cache system) to be as close as possible with its polls to the application polls. Many applications employ scheduled interval polling (e.g., every 4 hours or every 30 seconds, at another time interval). The client side proxy can detect automatic polls based on time measurements and create an automatic polling profile for an application. As an example, the local proxy may attempt to detect the time interval between requests and after 2, 3, 4, or more polls, determine an automatic rate if the time intervals are all within 1 second (or another measure of relative closeness) of each other. If not, the client may collect data from a greater number of polling events (e.g., 10-12 polls) and apply a statistical analysis to determine, compute, or estimate a value for the average interval that is used. The polling profile may be delivered to the server where it is used. If it is a frequent manual request, the locally proxy can substitute it with a default interval for this application taken from a profile for non-critical applications.

In some embodiments, the local proxy (e.g., device side proxy) may keep monitoring the application/client polls and update the polling interval. If the polling interval changes by more than 30% (or another predetermined/dynamic/conditional value) from the current value, it may be communicated

to the proxy server (e.g., server-side proxy). This approach can be referred to as the scenario of “lost interest.” In some instances, the local proxy can recognize requests made outside of this schedule, consider them “manual,” and treat them accordingly.

Application Classes/Modes of Caching

In some embodiments, applications can be organized into three groups or modes of caching. Each mobile client/application can be categorized to be treated as one of these modes, or treated using multiple modes, depending on one or more conditions.

A) Fully cached—local proxy updates (e.g., sends application requests directly over the network to be serviced by the application server/content host) only when the proxy server tells the local proxy to update. In this mode, the local proxy can ignore manual requests and the proxy server uses the detected automatic profile (e.g., sports score applets, Facebook, every 10, 15, 30, or more polls) to poll the application server/content provider.

B) Partially cached—the local proxy uses the local or internal cache for automatic requests (e.g., application automatic refreshes), other scheduled requests but passes through some manual requests (e.g., email download, Ebay or some Facebook requests); and

C) Never cached (e.g., real-time stock ticker, sports scores/statuses; however, in some instances, 15 minutes delayed quotes can be safely placed on 30 seconds schedules—B or even A).

The actual application or caching mode classification can be determined based on the rate of content change and critical character of data. Unclassified applications, in some embodiments, by default can be set as class C.

Backlight and Active Applications

In some embodiments, the local proxy may start by detecting the device backlight status. Requests made with the screen light ‘off’ can be allowed to use the local cache if a request with identical signature is registered with the proxy server, which is polling the original host server/content server (s) to which the requests are directed. If the screen light is ‘on’, further detection can be made to determine whether the application is a background application. Further detection could also be made for other indicators that local cache entries can or cannot be used to satisfy the request. When identified, the requests for which local entries can be used may be processed identically to the screen light off situation. Foreground requests can use the aforementioned application classification to assess when cached data is safe to use to process requests.

FIG. 1A-1 depicts an example diagram showing the different Radio Resource Control (RRC) states **2000** in 3G.

The following list indicates examples of battery consumption per state. From the list, it can be seen that energy consumption varies significantly depending on the Radio Resource Control (RRC) state. The battery consumption can be approximated as follows:

Idle=1 (relative units)

Cell_PCH<2 (this depends on the DRX ratio with Idle and the mobility)

URA_PCH≤Cell_PCH (<in mobility scenarios, =in static scenarios)

Cell_FACH=40×Idle

Cell_DCH=100×Idle

In general, the higher the energy used by the mobile device or user equipment (UE), the more immediate the communication is with the network (ability to send and receive data is faster and more immediate (less delays)): staying in Cell_DCH **2001** is better for an immediate connection and higher

throughput than staying in Cell_FACH, **2002** and that in turn is better than staying in the PCH states **2003-2004**, which is in turn better than staying in Idle **2006**. On the other hand, the battery lifetime is longer and the load on the network is minimal while it is staying in idle all the time. Thus the network will move the mobile device or user equipment (UE) to a higher energy state when it is needed to transmit or receive and then direct it back to low energy states when no further transmission is expected.

The Radio Resource Management processes that make these decisions may be implemented by the network. The mobile device or user equipment (UE) is directed by the network, in most cases, from one state to another. When the mobile device or user equipment (UE) is in Cell_DCH state **2001**, during a transmission/reception of information, mobile device or user equipment (UE) stops transmitting, once there is no more information to exchange. The network keeps the mobile device or UE in Cell_DCH **2001** (this means that it keeps a dedicated channel or a place in the High Speed Down-link Packet Access (HSDPA) scheduling algorithm) just in case there is more information coming or about to be transmitted. After some time of inactivity, the network may decide to place the mobile device or user equipment (UE) in Cell_FACH state **2004**. This time of inactivity to leave Cell_DCH **2001** can be called “T1.”

When the mobile device or user equipment (UE) is in Cell_FACH state **2002**, either transmitting/receiving short packets or because it came from Cell_DCH **2001**, a similar inactivity timer used by the network can trigger its transition to a lower energy state. This timer can be called “T2”. The lower energy state where the mobile device or user equipment (UE) is placed can be Cell_PCH **2003**, URA_PCH **2004** or Idle **2006**, depending on the availability in that particular network of the Cell_PCH **2003** and URA_PCH **2004** states. For networks supporting Cell_PCH **2003** or URA_PCH **2004**, there is a third inactivity timer, “T3” that triggers the transition to Idle.

The use of these timers is based on the idea that it is more likely that the mobile device or user equipment (UE) will need to receive/send additional data soon after recent data transfers. Therefore, the network typically keeps the UE in a dedicated channel for some seconds (T1) following a data transfer before moving it to the common channels of Cell_FACH **2002**. However, this may have a significant impact on the latency that a user perceives. For example with web browsing, the mean reading time in the 3GPP HTTP traffic model is approximately 30 seconds (exponentially distributed). Thus, for example when browsing, the existence of a recent transmission/reception may mean that the user is still reading a web page and will soon click on a new link. If the network timers move the mobile device or user equipment (UE) to a different RRC state prior to the user clicking on a new link then the user can experience a delay in the resumption of the data service. However if the data transmission happened several minutes ago, most likely the user has stopped browsing.

FIG. 1A-2 depicts a table **2001** showing an example of typical wait times by a list of mobile devices (UEs) and when they typically send signaling connection release indication (SCRI) requests.

Some mobile devices or UEs use proprietary and non-standard implementations of Fast dormancy. Some of these mobile devices or user equipment (UEs), do not consult with network. For example, after data transmission/reception finishes, the UE may wait for few seconds and then send signaling connection release and transition back to Idle. This may not require network approval and may lead to frequent setup

11

and tear down of connections. Even such proprietary or non-standard implementations of Fast dormancy can benefit from the disclosed innovation of making Fast dormancy application and context aware, by way of a client or local proxy on the mobile device/user equipment (UE) and/or on a remote proxy server, as illustrated by way of example in FIG. 2A-4B and FIG. 3A-5B.

FIG. 1B illustrates an example diagram of a system where a host server **100** facilitates management of traffic, content caching, and/or resource conservation between mobile devices (e.g., wireless devices **150**), and an application server or content provider **110**, or other servers such as an ad server **120A**, promotional content server **120B**, or an e-coupon server **120C** in a wireless network (or broadband network) for resource conservation. The host server can further optimize and selectively manage policy deployment/delivery to mobile clients in a congested network to, for example, prevent further aggravation of network congestion.

The client devices **150** can be any system and/or device, and/or any combination of devices/systems that is able to establish a connection, including wired, wireless, cellular connections with another device, a server and/or other systems such as host server **100** and/or application server/content provider **110**. Client devices **150** may include a display and/or other output functionalities to present information and data exchanged between among the devices **150** and/or the host server **100** and/or application server/content provider **110**. The application server/content provider **110** can by any server including third party servers or service/content providers further including advertisement, promotional content, publication, or electronic coupon servers or services. Similarly, separate advertisement servers **120A**, promotional content servers **120B**, and/or e-Coupon servers **120C** as application servers or content providers are illustrated by way of example.

For example, the client devices **150** can include mobile, hand held or portable devices, wireless devices, or non-portable devices and can be any of, but not limited to, a server desktop, a desktop computer, a computer cluster, or portable devices, including a notebook, a laptop computer, a handheld computer, a palmtop computer, a mobile phone, a cell phone, a smart phone, a PDA, a Blackberry device, a Palm device, a handheld tablet (e.g., an iPad or any other tablet), a hand held console, a hand held gaming device or console, any Super-Phone such as the iPhone, and/or any other portable, mobile, hand held devices, or fixed wireless interface such as a M2M device, etc. In one embodiment, the client devices **150**, host server **100**, and application server **110** are coupled via a network **106** and/or a network **108**. In some embodiments, the devices **150** and host server **100** may be directly connected to one another.

The input mechanism on client devices **150** can include touch screen keypad (including single touch, multi-touch, gesture sensing in 2D or 3D, etc.), a physical keypad, a mouse, a pointer, a track pad, motion detector (e.g., including 1-axis, 2-axis, 3-axis accelerometer, etc.), a light sensor, capacitance sensor, resistance sensor, temperature sensor, proximity sensor, a piezoelectric device, device orientation detector (e.g., electronic compass, tilt sensor, rotation sensor, gyroscope, accelerometer), or a combination of the above.

Signals received or detected indicating user activity at client devices **150** through one or more of the above input mechanism, or others, can be used in the disclosed technology in acquiring context awareness at the client device **150**. Context awareness at client devices **150** generally includes, by way of example but not limitation, client device **150** operation or state acknowledgement, management, user activity/behavior/interaction awareness, detection, sensing, tracking,

12

trending, and/or application (e.g., mobile applications) type, behavior, activity, operating state, etc.

Context awareness in the present disclosure also includes knowledge and detection of network side contextual data and can include network information such as network capacity, bandwidth, traffic, type of network/connectivity, and/or any other operational state data. Network side contextual data can be received from and/or queried from network service providers (e.g., cell provider **112** and/or Internet service providers) of the network **106** and/or network **108** (e.g., by the host server and/or devices **150**). In addition to application context awareness as determined from the client **150** side, the application context awareness may also be received from or obtained/queried from the respective application/service providers **110** (by the host **100** and/or client devices **150**).

In some embodiments, the host server **100** can use, for example, contextual information obtained for client devices **150**, networks **106/108**, applications (e.g., mobile applications), application server/provider **110**, or any combination of the above, to manage the traffic in the system to satisfy data needs of the client devices **150** (e.g., to satisfy application or any other request including HTTP request). In one embodiment, the traffic is managed by the host server **100** to satisfy data requests made in response to explicit or non-explicit user **103** requests and/or device/application maintenance tasks. The traffic can be managed such that network consumption, for example, use of the cellular network is conserved for effective and efficient bandwidth utilization. In addition, the host server **100** can manage and coordinate such traffic in the system such that use of device **150** side resources (e.g., including but not limited to battery power consumption, radio use, processor/memory use) are optimized with a general philosophy for resource conservation while still optimizing performance and user experience.

For example, in context of battery conservation, the device **150** can observe user activity (for example, by observing user keystrokes, backlight status, or other signals via one or more input mechanisms, etc.) and alters device **150** behaviors. The device **150** can also request the host server **100** to alter the behavior for network resource consumption based on user activity or behavior.

In one embodiment, the traffic management for resource conservation is performed using a distributed system between the host server **100** and client device **150**. The distributed system can include proxy server and cache components on the server side **100** and on the device/client side, for example, as shown by the server cache **135** on the server **100** side and the local cache **185** on the client **150** side.

In some embodiments, functions and techniques disclosed for context aware traffic management for resource conservation in networks (e.g., network **106** and/or **108**) and devices **150**, may reside in a distributed proxy and cache system. The proxy and cache system can be distributed between, and reside on, a given client device **150** in part or in whole and/or host server **100** in part or in whole. The distributed proxy and cache system are illustrated with further reference to the example diagram shown in FIG. 1C. Functions and techniques performed in certain embodiments by the proxy and cache components in the client device **150**, the host server **100**, and the related components therein are described, respectively, in detail with further reference to the examples of FIG. 4-5.

In one embodiment, client devices **150** communicate with the host server **100** and/or the application server **110** over network **106**, which can be a cellular network and/or a broadband network. To facilitate overall traffic management between devices **150** and various application servers/content

13

providers **110** to implement network (bandwidth utilization) and device resource (e.g., battery consumption), the host server **100** can communicate with the application server/providers **110** over the network **108**, which can include the Internet (e.g., a broadband network).

In general, the networks **106** and/or **108**, over which the client devices **150**, the host server **100**, and/or application server **110** communicate, may be a cellular network, a broadband network, a telephonic network, an open network, such as the Internet, or a private network, such as an intranet and/or the extranet, or any combination thereof. For example, the Internet can provide file transfer, remote log in, email, news, RSS, cloud-based services, instant messaging, visual voice-mail, push mail, VoIP, and other services through any known or convenient protocol, such as, but is not limited to the TCP/IP protocol, UDP, HTTP, DNS, FTP, UPnP, NSF, ISDN, PDH, RS-232, SDH, SONET, etc.

The networks **106** and/or **108** can be any collection of distinct networks operating wholly or partially in conjunction to provide connectivity to the client devices **150** and the host server **100** and may appear as one or more networks to the serviced systems and devices. In one embodiment, communications to and from the client devices **150** can be achieved by, an open network, such as the Internet, or a private network, broadband network, such as an intranet and/or the extranet. In one embodiment, communications can be achieved by a secure communications protocol, such as secure sockets layer (SSL), or transport layer security (TLS).

In addition, communications can be achieved via one or more networks, such as, but are not limited to, one or more of WiMax, a Local Area Network (LAN), Wireless Local Area Network (WLAN), a Personal area network (PAN), a Campus area network (CAN), a Metropolitan area network (MAN), a Wide area network (WAN), a Wireless wide area network (WWAN), or any broadband network, and further enabled with technologies such as, by way of example, Global System for Mobile Communications (GSM), Personal Communications Service (PCS), Bluetooth, WiFi, Fixed Wireless Data, 2G, 2.5G, 3G, 4G, IMT-Advanced, pre-4G, LTE Advanced, mobile WiMax, WiMax 2, WirelessMAN-Advanced networks, enhanced data rates for GSM evolution (EDGE), General packet radio service (GPRS), enhanced GPRS, iBurst, UMTS, HSPDA, HSUPA, HSPA, UMTS-TDD, 1xRTT, EV-DO, messaging protocols such as, TCP/IP, SMS, MMS, extensible messaging and presence protocol (XMPP), real time messaging protocol (RTMP), instant messaging and presence protocol (IMPP), instant messaging, USSD, IRC, or any other wireless data networks, broadband networks, or messaging protocols.

FIG. 1C illustrates an example diagram of a proxy and cache system distributed between the host server **100** and device **150** which facilitates network traffic management between the device **150** and an application server or content provider **110**, or other servers such as an ad server **120A**, promotional content server **120B**, or an e-coupon server **120C** for resource conservation and content caching. The proxy system distributed among the host server **100** and the device **150** can further optimize and selective manage policy deployment/delivery to mobile clients in a congested network to, for example, prevent further aggravation of network congestion.

The distributed proxy and cache system can include, for example, the proxy server **125** (e.g., remote proxy) and the server cache, **135** components on the server side. The server-side proxy **125** and cache **135** can, as illustrated, reside internal to the host server **100**. In addition, the proxy server **125** and cache **135** on the server-side can be partially or wholly external to the host server **100** and in communication via one

14

or more of the networks **106** and **108**. For example, the proxy server **125** may be external to the host server and the server cache **135** may be maintained at the host server **100**. Alternatively, the proxy server **125** may be within the host server **100** while the server cache is external to the host server **100**. In addition, each of the proxy server **125** and the cache **135** may be partially internal to the host server **100** and partially external to the host server **100**. The application server/content provider **110** can be any server including third party servers or service/content providers further including advertisement, promotional content, publication, or electronic coupon servers or services. Similarly, separate advertisement servers **120A**, promotional content servers **120B**, and/or e-Coupon servers **120C** as application servers or content providers are illustrated by way of example.

The distributed system can also include in one embodiment, client-side components, including by way of example but not limitation, a local proxy **175** (e.g., a mobile client on a mobile device) and/or a local cache **185**, which can, as illustrated, reside internal to the device **150** (e.g., a mobile device).

In addition, the client-side proxy **175** and local cache **185** can be partially or wholly external to the device **150** and in communication via one or more of the networks **106** and **108**. For example, the local proxy **175** may be external to the device **150** and the local cache **185** may be maintained at the device **150**. Alternatively, the local proxy **175** may be within the device **150** while the local cache **185** is external to the device **150**. In addition, each of the proxy **175** and the cache **185** may be partially internal to the host server **100** and partially external to the host server **100**.

In one embodiment, the distributed system can include an optional caching proxy server **199**. The caching proxy server **199** can be a component which is operated by the application server/content provider **110**, the host server **100**, or a network service provider **112**, and or any combination of the above to facilitate network traffic management for network and device resource conservation. Proxy server **199** can be used, for example, for caching content to be provided to the device **150**, for example, from one or more of, the application server/provider **110**, host server **100**, and/or a network service provider **112**. Content caching can also be entirely or partially performed by the remote proxy **125** to satisfy application requests or other data requests at the device **150**.

In context aware traffic management and optimization for resource conservation in a network (e.g., cellular or other wireless networks), characteristics of user activity/behavior and/or application behavior at a mobile device (e.g., any wireless device) **150** can be tracked by the local proxy **175** and communicated, over the network **106** to the proxy server **125** component in the host server **100**, for example, as connection metadata. The proxy server **125** which in turn is coupled to the application server/provider **110** provides content and data to satisfy requests made at the device **150**.

In addition, in certain embodiments the local proxy **175** can identify and retrieve mobile device properties, including one or more of, battery level, network that the device is registered on, radio state, or whether the mobile device is being used (e.g., interacted with by a user). In some instances, the local proxy **175** can delay, expedite (prefetch), and/or modify data prior to transmission to the proxy server **125**, when appropriate, as will be further detailed with references to the description associated with the examples of FIG. 4-5.

The local database **185** can be included in the local proxy **175** or coupled to the local proxy **175** and can be queried for a locally stored response to the data request prior to the data request being forwarded on to the proxy server **125**. Locally

15

cached responses can be used by the local proxy **175** to satisfy certain application requests of the mobile device **150**, by retrieving cached content stored in the cache storage **185**, when the cached content is still valid.

Similarly, the proxy server **125** of the host server **100** can also delay, expedite, or modify data from the local proxy prior to transmission to the content sources (e.g., the application server/content provider **110**). In addition, the proxy server **125** uses device properties and connection metadata to generate rules for satisfying request of applications on the mobile device **150**. The proxy server **125** can gather real time traffic information about requests of applications for later use in optimizing similar connections with the mobile device **150** or other mobile devices.

In general, the local proxy **175** and the proxy server **125** are transparent to the multiple applications executing on the mobile device. The local proxy **175** is generally transparent to the operating system or platform of the mobile device and may or may not be specific to device manufacturers. In some instances, the local proxy **175** is optionally customizable in part or in whole to be device specific. In some embodiments, the local proxy **175** may be bundled into a wireless model, a firewall, and/or a router.

In one embodiment, the host server **100** can in some instances, utilize the store and forward functions of a short message service center (SMSC) **112**, such as that provided by the network service provider, in communicating with the device **150** in achieving network traffic management. Note that **112** can also utilize any other type of alternative channel including USSD or other network control mechanisms. As will be further described with reference to the example of FIG. 5, the host server **100** can forward content or HTTP responses to the SMSC **112** such that it is automatically forwarded to the device **150** if available, and for subsequent forwarding if the device **150** is not currently available.

In general, the disclosed distributed proxy and cache system allows optimization of network usage, for example, by serving requests from the local cache **185**, the local proxy **175** reduces the number of requests that need to be satisfied over the network **106**. Further, the local proxy **175** and the proxy server **125** may filter irrelevant data from the communicated data. In addition, the local proxy **175** and the proxy server **125** can also accumulate low priority data and send it in batches to avoid the protocol overhead of sending individual data fragments. The local proxy **175** and the proxy server **125** can also compress or transcode the traffic, reducing the amount of data sent over the network **106** and/or **108**. The signaling traffic in the network **106** and/or **108** can be reduced, as the networks are now used less often and the network traffic can be synchronized among individual applications.

With respect to the battery life of the mobile device **150**, by serving application or content requests from the local cache **185**, the local proxy **175** can reduce the number of times the radio module is powered up. The local proxy **175** and the proxy server **125** can work in conjunction to accumulate low priority data and send it in batches to reduce the number of times and/or amount of time when the radio is powered up. The local proxy **175** can synchronize the network use by performing the batched data transfer for all connections simultaneously.

FIG. 2A depicts a block diagram illustrating an example of client-side components in a distributed proxy and cache system, further including a fast dormancy optimizer **401**. FIG. 2B depicts a block diagram illustrating additional components in fast dormancy optimizer **401** shown in the example of FIG. 2A.

16

The fast dormancy optimizer **401** can include, for example, an application awareness engine **402** having a real-time application data tracker **403**, a historical application data tracker **404** and an application data analyzer engine **405**, a context awareness engine **411** and/or a radio release or radio release indicator request manager **439**, having an initiation time adjuster **440**. Additional or less modules/engines can be included.

The various components of the fast dormancy optimizer **401** on the mobile device or user equipment (UE) **250** can singularly or in any combination perform the following functions related to implementing fast dormancy in an application and/or context aware manner.

For example, certain embodiments of the disclosed system (e.g., local proxy **275** or the fast dormancy optimizer **401**) can use historical and statistical information on per application basis to predict when to trigger Fast dormancy and send a radio release or radio release indicator (e.g., an SCRI) and when to hold back. In one implementation, the application awareness engine **402** can obtain the application context awareness information from real time application data tracking, historical application data tracking, the respective application/service providers **110** (by the host **100** and/or client devices **150**) and/or application data analyzing. For example, the real time application data tracker **403** can track real time behavior of the application. Such real time behavior can include, but is not limited to: the current operation mode (background or interactive mode) of the application, whether the application is engaged in or plans to engage at a certain point in time, transmitting/receiving of data with another party, and the like. The historical application data tracker **404** can, in one implementation, monitor behavior of the application, and aggregate such behavior for further analysis, by the application data analyzer engine **405**. The application data analyzer engine **405** can analyze real time application data and/or historical application data to generate statistics and other information that can be leveraged by the initiation time adjuster **440** to determine if a radio release or radio release indicator (e.g., an SCRI request message) should be sent and when such request should be sent. In one implementation, the application data analyzer can analyze the historical application data to generate statistics, which along with real time application data, or by itself, can be used to predict the amount of time by which the sending of a radio release or radio release indicator should be delayed or accelerated, or whether a radio release or radio release indicator should be sent immediately upon completion of a transaction (a transmit and/or receive transaction).

The context awareness engine **411**, in one implementation, can acquire context awareness at the client device **150**. Context awareness at client devices **150** generally includes, by way of example but not limitation, client device **150** operation or state acknowledgement, management, user activity/behavior/interaction awareness, detection, sensing, tracking, trending, and/or application (e.g., mobile applications) type, behavior, activity, operating state, etc. Context awareness engine **411** can also acquire information concerning knowledge and detection of network side contextual data and can include network information such as network capacity, bandwidth, traffic, type of network/connectivity, and/or any other operational state data. The context awareness engine **411** can, in some implementation, obtain network side contextual data from network service providers (e.g., cell provider **112** and/or Internet service providers) of the network **106** and/or network **108** (e.g., by the host server and/or devices **150**).

The a radio release or radio release indicator manager **439** can send a radio release or radio release indicators to a net-

work element such as the RAN node in the mobile network, when triggered via a timer, or other methods. The initiation time adjuster **440** can adjust the typical wait times used by UEs to send a radio release or radio release indicator requests. In one implementation, the initiation time adjuster **440** can leverage the information from the application awareness engine **402** and the context awareness engine **411** to determine if an a radio release or radio release indicators should be sent and when such request should be sent. In a further implementation, the initiation time adjuster can leverage information from the learning engine **413/513** in determining if and when to send a radio release or radio release indicator. The learning engine **413** can perform some or all of the functions described with respect to learning engine **513** in FIG. 3B. In some implementations, the initiation time adjuster **440** can determine the delay or acceleration factor (or amount of time) by which the usual or typical transmission time (e.g., wait time) should be adjusted. In some implementations, a radio release or radio release indicator manager **439** can trigger an a radio release or radio release indicator request to be sent immediately, or at a modified or adjusted time, based on the determined delay or acceleration factor.

Fast dormancy is optimized by leveraging knowledge about which application opens each connection, what kind of application it is as well historical analysis on application basis indicating when an application has finished transmitting/receiving data and whether application is running in background etc. Some of the applications know at certain points in time if they plan to transmit/receive any further data and Fast dormancy behavior can be enhanced with this knowledge.

For example, email update checks may be done by the email application which, after receiving the server response, knows that it is not going to transmit or receive any further data. At that point the mobile device/UE can communicate to the network “I don’t need to keep this connection active any more” and the network can move the mobile device or user equipment (UE) **250** to a low energy state as specified or preferred by the network operator, saving some seconds (inactivity timers) of wasted battery and network resource. Application and/or context aware Fast dormancy may be beneficial for the mobile device or user equipment (UE) **250**, the network and end user. Application and/or context aware Fast dormancy may help the mobile device or user equipment (UE) **250** save battery, the network save resources (channels), and may reduce interference and signaling. The end user experience may also be improved because of reduction in unnecessary state transitions that introduce delays.

Note that in some embodiments the disclosed technology need not require changes to the protocol handling for Fast dormancy; but implements a change on trigger for Fast dormancy. Instead of waiting for few seconds after transmission/reception finishes and then sending the signaling release request, the disclosed technology utilizes a client (e.g., local proxy) on the mobile device or user equipment (UE) **250**, that can control whether request would be sent and when. The client (e.g., local proxy **275** or the fast dormancy optimizer **401**) on the mobile device or user equipment (UE) **250** knows about application behavior and knows whether data transmission is finished or simply suspended and it can provide that information to the chip set to aide it in deciding to send signaling release request or not.

In one embodiment, the radio state switching that is application aware is an enhancement or improvement of fast dormancy implementation by one or more of, a radio chip manufacturer, a device manufacturer, or mobile operators or carriers. In one embodiment, the radio state switching that is application aware is an enhancement or improvement of the

3GPP Release 8, Release 9, Release 10, or Release 11 or later fast dormancy implementation. In one embodiment, the radio state switching that is application aware is an enhancement or improvement of the 3GPP pre-Release 8 fast dormancy implementation.

FIG. 3A depicts a block diagram illustrating an example of server-side components in a distributed proxy and cache system, further including a fast dormancy optimizer **501**. FIG. 3B depicts a block diagram illustrating additional components in the fast dormancy optimizer **501** shown in the example of FIG. 3A.

The fast dormancy optimizer **501** can include, for example, an application awareness engine **502** having a real-time application data tracker **503**, a historical application data tracker **504** and an application data analyzer engine **505**, a context awareness engine **511** and/or a radio release or radio release indicator request manager **539** having an initiation time adjuster **540**. Additional or less modules/engines can be included. In one embodiment, these components may perform some or all of the functions that have been described with respect to the fast dormancy optimizer **401**.

In one embodiment, the disclosed system can perform offline or on-demand learning via the learning engine **513** (or **413**) for example. Offline or on-demand learning are mechanisms through which the disclosed proxy (e.g., the local proxy **275** and/or the proxy server **325**) can determine when to trigger Fast dormancy. The disclosed components (e.g., the fast dormancy optimizers **401** and/or **501**) can be trained to analyze applications and store this behavior, for example, offline in a database. When used in live networks, various of the disclosed embodiments can make a more accurate decisions by monitoring the behavior following receipt of requests from applications. Certain embodiments of the system can also use decision trees to improve its accuracy. The disclosed proxy (e.g., the local proxy **275** and/or the proxy server **325**) can continue to learn and update the database, which may be stored offline. In some embodiments, this offline or on-demand learning can be performed per application (mainly for popular applications) and it can be updated continuously (more applications added to it or rules changed).

The various components of the fast dormancy optimizer **501** can also alone or in combination perform the above described functions with the mobile device or user equipment (UE) side component (e.g., the local proxy **275** and/or the fast dormancy optimizer **401**) related to implementing fast dormancy in an application and/or context aware manner and/or perform offline learning.

As shown in the distributed system interaction diagram in the example of FIG. 2, the disclosed technology is a distributed caching model with various aspects of caching tasks split between the client-side/mobile device side (e.g., mobile device **450** in the example of FIG. 2) and the server side (e.g., server side **470** including the host server **485** and/or the optional caching proxy **475**).

In some embodiments the device-side responsibilities can include deciding whether a response to a particular request can be and/or should be cached. The device-side of the proxy can make this decision based on information (e.g., timing characteristics, detected pattern, detected pattern with heuristics, indication of predictability or repeatability) collected from/during both request and response and cache it (e.g., storing it in a local cache on the mobile device). The device side can also notify the server-side in the distributed cache system of the local cache event and notify the server-side to monitor the content source (e.g., application server/content provider **110** of FIG. 1B-C).

In some embodiments, the device side can further instruct the server side of the distributed proxy to periodically validate the cache response (e.g., by way of polling, or sending polling requests to the content source). The device side can further decide whether a response to a particular cache request should be returned from the local cache (e.g., whether a cache hit is detected). The decision can be made by the device side (e.g., the local proxy on the device) using information collected from/during request and/or responses received from the content source.

In some embodiments, the server-side responsibilities may include validating cached responses for relevancy (e.g., determine whether a cached response is still valid or relevant to its associated request). The server-side can send the mobile device an invalidation request to notify the device side when a cached response is detected to be no longer valid or no longer relevant (e.g., the server invalidates a given content source). The device side can then remove the response from the local cache.

FIG. 4A depicts a block diagram illustrating an example of client-side components in a distributed proxy and cache system residing on a mobile device (e.g., wireless device) 250 that manages traffic in a wireless network (or broadband network) for resource conservation, content caching, and/or traffic management. The client-side proxy (or local proxy 275) can further categorize mobile traffic and/or implement delivery policies based on application behavior, content priority, user activity, and/or user expectations.

The device 250, which can be a portable or mobile device (e.g., any wireless device), such as a portable phone, generally includes, for example, a network interface 208 an operating system 204, a context API 206, and mobile applications which may be proxy-unaware 210 or proxy-aware 220. Note that the device 250 is specifically illustrated in the example of FIG. 4 as a mobile device, such is not a limitation and that device 250 may be any wireless, broadband, portable/mobile or non-portable device able to receive, transmit signals to satisfy data requests over a network including wired or wireless networks (e.g., WiFi, cellular, Bluetooth, LAN, WAN, etc.).

The network interface 208 can be a networking module that enables the device 250 to mediate data in a network with an entity that is external to the host server 250, through any known and/or convenient communications protocol supported by the host and the external entity. The network interface 208 can include one or more of a network adaptor card, a wireless network interface card (e.g., SMS interface, WiFi interface, interfaces for various generations of mobile communication standards including but not limited to 2G, 3G, 3.5G, 4G, LTE, etc.), Bluetooth, or whether or not the connection is via a router, an access point, a wireless router, a switch, a multilayer switch, a protocol converter, a gateway, a bridge, a bridge router, a hub, a digital media receiver, and/or a repeater.

In some embodiments, device 250 can further include, client-side components of the distributed proxy and cache system which can include, a local proxy 275 (e.g., a mobile client of a mobile device) and a cache 285. In one embodiment, the local proxy 275 includes a user activity module 215, a proxy API 225, a request/transaction manager 235, a caching policy manager 245 having an application protocol module 248, a traffic shaping engine 255, and/or a connection manager 265. The traffic shaping engine 255 may further include an alignment module 256 and/or a batching module 257, the connection manager 265 may further include a radio controller 266. The request/transaction manager 235 can further include an application behavior detector 236 and/or a

prioritization engine 241, the application behavior detector 236 may further include a pattern detector 237 and/or and application profile generator 239. Additional or less components/modules/engines can be included in the local proxy 275 and each illustrated component.

In one embodiment, a portion of the distributed proxy and cache system for network traffic management resides in or is in communication with device 250, including local proxy 275 (mobile client) and/or cache 285. The local proxy 275 can provide an interface on the device 250 for users to access device applications and services including email, IM, voice mail, visual voicemail, feeds, Internet, games, productivity tools, or other applications, etc.

The proxy 275 may be application independent and can be used by applications (e.g., both proxy-aware and proxy-unaware applications 210 and 220 and other mobile applications) to open TCP connections to a remote server (e.g., the server 100 in the examples of FIG. 1B-1C and/or server proxy 125/325 shown in the examples of FIG. 1B and FIG. 5A). In some instances, the local proxy 275 includes a proxy API 225 which can be optionally used to interface with proxy-aware applications 220 (or applications (e.g., mobile applications) on a mobile device (e.g., any wireless device)).

The applications 210 and 220 can generally include any user application, widgets, software, HTTP-based application, web browsers, video or other multimedia streaming or downloading application, video games, social network applications, email clients, RSS management applications, application stores, document management applications, productivity enhancement applications, etc. The applications can be provided with the device OS, by the device manufacturer, by the network service provider, downloaded by the user, or provided by others.

One embodiment of the local proxy 275 includes or is coupled to a context API 206, as shown. The context API 206 may be a part of the operating system 204 or device platform or independent of the operating system 204, as illustrated. The operating system 204 can include any operating system including but not limited to, any previous, current, and/or future versions/releases of, Windows Mobile, iOS, Android, Symbian, Palm OS, Brew MP, Java 2 Micro Edition (J2ME), Blackberry, etc.

The context API 206 may be a plug-in to the operating system 204 or a particular client/application on the device 250. The context API 206 can detect signals indicative of user or device activity, for example, sensing motion, gesture, device location, changes in device location, device backlight, keystrokes, clicks, activated touch screen, mouse click or detection of other pointer devices. The context API 206 can be coupled to input devices or sensors on the device 250 to identify these signals. Such signals can generally include input received in response to explicit user input at an input device/mechanism at the device 250 and/or collected from ambient signals/contextual cues detected at or in the vicinity of the device 250 (e.g., light, motion, piezoelectric, etc.).

In one embodiment, the user activity module 215 interacts with the context API 206 to identify, determine, infer, detect, compute, predict, and/or anticipate, characteristics of user activity on the device 250. Various inputs collected by the context API 206 can be aggregated by the user activity module 215 to generate a profile for characteristics of user activity. Such a profile can be generated by the user activity module 215 with various temporal characteristics. For instance, user activity profile can be generated in real-time for a given instant to provide a view of what the user is doing or not doing at a given time (e.g., defined by a time window, in the last minute, in the last 30 seconds, etc.), a user activity profile can

21

also be generated for a 'session' defined by an application or web page that describes the characteristics of user behavior with respect to a specific task they are engaged in on the device **250**, or for a specific time period (e.g., for the last 2 hours, for the last 5 hours).

Additionally, characteristic profiles can be generated by the user activity module **215** to depict a historical trend for user activity and behavior (e.g., 1 week, 1 mo., 2 mo., etc.). Such historical profiles can also be used to deduce trends of user behavior, for example, access frequency at different times of day, trends for certain days of the week (weekends or week days), user activity trends based on location data (e.g., IP address, GPS, or cell tower coordinate data) or changes in location data (e.g., user activity based on user location, or user activity based on whether the user is on the go, or traveling outside a home region, etc.) to obtain user activity characteristics.

In one embodiment, user activity module **215** can detect and track user activity with respect to applications, documents, files, windows, icons, and folders on the device **250**. For example, the user activity module **215** can detect when an application or window (e.g., a web browser or any other type of application) has been exited, closed, minimized, maximized, opened, moved into the foreground, or into the background, multimedia content playback, etc.

In one embodiment, characteristics of the user activity on the device **250** can be used to locally adjust behavior of the device (e.g., mobile device or any wireless device) to optimize its resource consumption such as battery/power consumption and more generally, consumption of other device resources including memory, storage, and processing power. In one embodiment, the use of a radio on a device can be adjusted based on characteristics of user behavior (e.g., by the radio controller **266** of the connection manager **265**) coupled to the user activity module **215**. For example, the radio controller **266** can turn the radio on or off, based on characteristics of the user activity on the device **250**. In addition, the radio controller **266** can adjust the power mode of the radio (e.g., to be in a higher power mode or lower power mode) depending on characteristics of user activity.

In one embodiment, characteristics of the user activity on device **250** can also be used to cause another device (e.g., other computers, a mobile device, a wireless device, or a non-portable device) or server (e.g., host server **100** and **300** in the examples of FIG. 1B-C and FIG. 5A) which can communicate (e.g., via a cellular or other network) with the device **250** to modify its communication frequency with the device **250**. The local proxy **275** can use the characteristics information of user behavior determined by the user activity module **215** to instruct the remote device as to how to modulate its communication frequency (e.g., decreasing communication frequency, such as data push frequency if the user is idle, requesting that the remote device notify the device **250** if new data, changed, data, or data of a certain level of importance becomes available, etc.).

In one embodiment, the user activity module **215** can, in response to determining that user activity characteristics indicate that a user is active after a period of inactivity, request that a remote device (e.g., server host server **100** and **300** in the examples of FIG. 1B-C and FIG. 5A) send the data that was buffered as a result of the previously decreased communication frequency.

In addition, or in alternative, the local proxy **275** can communicate the characteristics of user activity at the device **250** to the remote device (e.g., host server **100** and **300** in the examples of FIG. 1B-C and FIG. 5A) and the remote device may determine how to alter its own communication fre-

22

quency with the device **250** for network resource conservation and conservation of device **250** resources.

One embodiment of the local proxy **275** further includes a request/transaction manager **235**, which can detect, identify, intercept, process, manage, data requests initiated on the device **250**, for example, by applications **210** and/or **220**, and/or directly/indirectly by a user request. The request/transaction manager **235** can determine how and when to process a given request or transaction, or a set of requests/transactions, based on transaction characteristics.

The request/transaction manager **235** can prioritize requests or transactions made by applications and/or users at the device **250**, for example by the prioritization engine **241**. Importance or priority of requests/transactions can be determined by the request/transaction manager **235** by applying a rule set, for example, according to time sensitivity of the transaction, time sensitivity of the content in the transaction, time criticality of the transaction, time criticality of the data transmitted in the transaction, and/or time criticality or importance of an application making the request.

In addition, transaction characteristics can also depend on whether the transaction was a result of user-interaction or other user-initiated action on the device (e.g., user interaction with a application (e.g., a mobile application)). In general, a time critical transaction can include a transaction resulting from a user-initiated data transfer, and can be prioritized as such. Transaction characteristics can also depend on the amount of data that will be transferred or is anticipated to be transferred as a result of the requested transaction. For example, the connection manager **265**, can adjust the radio mode (e.g., high power or low power mode via the radio controller **266**) based on the amount of data that will need to be transferred.

In addition, the radio controller **266**/connection manager **265** can adjust the radio power mode (high or low) based on time criticality/sensitivity of the transaction. The radio controller **266** can trigger the use of high power radio mode when a time-critical transaction (e.g., a transaction resulting from a user-initiated data transfer, an application running in the foreground, any other event meeting a certain criteria) is initiated or detected.

In general, the priorities can be set by default, for example, based on device platform, device manufacturer, operating system, etc. Priorities can alternatively or in additionally be set by the particular application; for example, the Facebook application (e.g., a mobile application) can set its own priorities for various transactions (e.g., a status update can be of higher priority than an add friend request or a poke request, a message send request can be of higher priority than a message delete request, for example), an email client or IM chat client may have its own configurations for priority. The prioritization engine **241** may include set of rules for assigning priority.

The prioritization engine **241** can also track network provider limitations or specifications on application or transaction priority in determining an overall priority status for a request/transaction. Furthermore, priority can in part or in whole be determined by user preferences, either explicit or implicit. A user, can in general, set priorities at different tiers, such as, specific priorities for sessions, or types, or applications (e.g., a browsing session, a gaming session, versus an IM chat session, the user may set a gaming session to always have higher priority than an IM chat session, which may have higher priority than web-browsing session). A user can set application-specific priorities, (e.g., a user may set Facebook-related transactions to have a higher priority than LinkedIn-related transactions), for specific transaction types (e.g., for all send message requests across all applications to have

higher priority than message delete requests, for all calendar-related events to have a high priority, etc.), and/or for specific folders.

The prioritization engine **241** can track and resolve conflicts in priorities set by different entities. For example, manual settings specified by the user may take precedence over device OS settings, network provider parameters/limitations (e.g., set in default for a network service area, geographic locale, set for a specific time of day, or set based on service/fee type) may limit any user-specified settings and/or application-set priorities. In some instances, a manual synchronization request received from a user can override some, most, or all priority settings in that the requested synchronization is performed when requested, regardless of the individually assigned priority or an overall priority ranking for the requested action.

Priority can be specified and tracked internally in any known and/or convenient manner, including but not limited to, a binary representation, a multi-valued representation, a graded representation and all are considered to be within the scope of the disclosed technology.

TABLE I

Change (initiated on device)	Priority	Change (initiated on server)	Priority
Send email	High	Receive email	High
Delete email	Low	Edit email	Often not possible to sync (Low if possible)
(Un)read email	Low	New email in deleted items	Low
Move message	Low	Delete an email	Low
Read more	High	(Un)Read an email	Low
Download attachment	High	Move messages	Low
New Calendar event	High	Any calendar change	High
Edit/change Calendar event	High	Any contact change	High
Add a contact	High	Wipe/lock device	High
Edit a contact	High	Settings change	High
Search contacts	High	Any folder change	High
Change a setting	High	Connector restart	High (if no changes nothing is sent)
Manual send/receive	High	Social Network Status Updates	Medium
IM status change	Medium	Severe Weather Alerts	High
Auction outbid or change notification	High	News Updates	Low
Weather Updates	Low		

Table I above shows, for illustration purposes, some examples of transactions with examples of assigned priorities in a binary representation scheme. Additional assignments are possible for additional types of events, requests, transactions, and as previously described, priority assignments can be made at more or less granular levels, e.g., at the session level or at the application level, etc.

As shown by way of example in the above table, in general, lower priority requests/transactions can include, updating message status as being read, unread, deleting of messages, deletion of contacts; higher priority requests/transactions, can in some instances include, status updates, new IM chat message, new email, calendar event update/cancellation/deletion, an event in a mobile gaming session, or other entertainment related events, a purchase confirmation through a web purchase or online, request to load additional or download content, contact book related events, a transaction to change a device setting, location-aware or location-based events/transactions, or any other events/request/transactions initiated by a user or where the user is known to be, expected to be, or suspected to be waiting for a response, etc.

Inbox pruning events (e.g., email, or any other types of messages), are generally considered low priority and absent other impending events, generally will not trigger use of the

radio on the device **250**. Specifically, pruning events to remove old email or other content can be 'piggy backed' with other communications if the radio is not otherwise on, at the time of a scheduled pruning event. For example, if the user has preferences set to 'keep messages for 7 days old,' then instead of powering on the device radio to initiate a message delete from the device **250** the moment that the message has exceeded 7 days old, the message is deleted when the radio is powered on next. If the radio is already on, then pruning may occur as regularly scheduled.

The request/transaction manager **235**, can use the priorities for requests (e.g., by the prioritization engine **241**) to manage outgoing traffic from the device **250** for resource optimization (e.g., to utilize the device radio more efficiently for battery conservation). For example, transactions/requests below a certain priority ranking may not trigger use of the radio on the device **250** if the radio is not already switched on, as controlled by the connection manager **265**. In contrast, the radio controller **266** can turn on the radio such a request can be sent when a request for a transaction is detected to be over a certain priority level.

In one embodiment, priority assignments (such as that determined by the local proxy **275** or another device/entity) can be used cause a remote device to modify its communication with the frequency with the mobile device or wireless device. For example, the remote device can be configured to send notifications to the device **250** when data of higher importance is available to be sent to the mobile device or wireless device.

In one embodiment, transaction priority can be used in conjunction with characteristics of user activity in shaping or managing traffic, for example, by the traffic shaping engine **255**. For example, the traffic shaping engine **255** can, in response to detecting that a user is dormant or inactive, wait to send low priority transactions from the device **250**, for a period of time. In addition, the traffic shaping engine **255** can allow multiple low priority transactions to accumulate for batch transferring from the device **250** (e.g., via the batching module **257**). In one embodiment, the priorities can be set, configured, or readjusted by a user. For example, content depicted in Table I in the same or similar form can be accessible in a user interface on the device **250** and for example, used by the user to adjust or view the priorities.

The batching module **257** can initiate batch transfer based on certain criteria. For example, batch transfer (e.g., of mul-

25

multiple occurrences of events, some of which occurred at different instances in time) may occur after a certain number of low priority events have been detected, or after an amount of time elapsed after the first of the low priority event was initiated. In addition, the batching module **257** can initiate batch transfer of the cumulated low priority events when a higher priority event is initiated or detected at the device **250**. Batch transfer can otherwise be initiated when radio use is triggered for another reason (e.g., to receive data from a remote device such as host server **100** or **300**). In one embodiment, an impending pruning event (pruning of an inbox), or any other low priority events, can be executed when a batch transfer occurs.

In general, the batching capability can be disabled or enabled at the event/transaction level, application level, or session level, based on any one or combination of the following: user configuration, device limitations/settings, manufacturer specification, network provider parameters/limitations, platform-specific limitations/settings, device OS settings, etc. In one embodiment, batch transfer can be initiated when an application/window/file is closed out, exited, or moved into the background; users can optionally be prompted before initiating a batch transfer; users can also manually trigger batch transfers.

In one embodiment, the local proxy **275** locally adjusts radio use on the device **250** by caching data in the cache **285**. When requests or transactions from the device **250** can be satisfied by content stored in the cache **285**, the radio controller **266** need not activate the radio to send the request to a remote entity (e.g., the host server **100**, **300**, as shown in FIG. **1B** and FIG. **5A** or a content provider/application server such as the server/provider **110** shown in the examples of FIG. **1B** and FIG. **1C**). As such, the local proxy **275** can use the local cache **285** and the cache policy manager **245** to locally store data for satisfying data requests to eliminate or reduce the use of the device radio for conservation of network resources and device battery consumption.

In leveraging the local cache, once the request/transaction manager **225** intercepts a data request by an application on the device **250**, the local repository **285** can be queried to determine if there is any locally stored response, and also determine whether the response is valid. When a valid response is available in the local cache **285**, the response can be provided to the application on the device **250** without the device **250** needing to access the cellular network or wireless broadband network.

If a valid response is not available, the local proxy **275** can query a remote proxy (e.g., the server proxy **325** of FIG. **5A**) to determine whether a remotely stored response is valid. If so, the remotely stored response (e.g., which may be stored on the server cache **135** or optional caching server **199** shown in the example of FIG. **1C**) can be provided to the mobile device, possibly without the mobile device **250** needing to access the cellular network, thus relieving consumption of network resources.

If a valid cache response is not available, or if cache responses are unavailable for the intercepted data request, the local proxy **275**, for example, the caching policy manager **245**, can send the data request to a remote proxy (e.g., server proxy **325** of FIG. **5A**) which forwards the data request to a content source (e.g., application server/content provider **110** of FIG. **1B**) and a response from the content source can be provided through the remote proxy, as will be further described in the description associated with the example host server **300** of FIG. **5A**. The cache policy manager **245** can manage or process requests that use a variety of protocols, including but not limited to HTTP, HTTPS, IMAP, POP,

26

SMTP, XMPP, and/or ActiveSync. The caching policy manager **245** can locally store responses for data requests in the local database **285** as cache entries, for subsequent use in satisfying same or similar data requests.

The caching policy manager **245** can request that the remote proxy monitor responses for the data request and the remote proxy can notify the device **250** when an unexpected response to the data request is detected. In such an event, the cache policy manager **245** can erase or replace the locally stored response(s) on the device **250** when notified of the unexpected response (e.g., new data, changed data, additional data, etc.) to the data request. In one embodiment, the caching policy manager **245** is able to detect or identify the protocol used for a specific request, including but not limited to HTTP, HTTPS, IMAP, POP, SMTP, XMPP, and/or ActiveSync. In one embodiment, application specific handlers (e.g., via the application protocol module **246** of the caching policy manager **245**) on the local proxy **275** allows for optimization of any protocol that can be port mapped to a handler in the distributed proxy (e.g., port mapped on the proxy server **325** in the example of FIG. **5A**).

In one embodiment, the local proxy **275** notifies the remote proxy such that the remote proxy can monitor responses received for the data request from the content source for changed results prior to returning the result to the device **250**, for example, when the data request to the content source has yielded same results to be returned to the mobile device. In general, the local proxy **275** can simulate application server responses for applications on the device **250**, using locally cached content. This can prevent utilization of the cellular network for transactions where new/changed data is not available, thus freeing up network resources and preventing network congestion.

In one embodiment, the local proxy **275** includes an application behavior detector **236** to track, detect, observe, monitor, applications (e.g., proxy-aware and/or unaware applications **210** and **220**) accessed or installed on the device **250**. Application behaviors, or patterns in detected behaviors (e.g., via the pattern detector **237**) of one or more applications accessed on the device **250** can be used by the local proxy **275** to optimize traffic in a wireless network needed to satisfy the data needs of these applications.

For example, based on detected behavior of multiple applications, the traffic shaping engine **255** can align content requests made by at least some of the applications over the network (wireless network) (e.g., via the alignment module **256**). The alignment module **256** can delay or expedite some earlier received requests to achieve alignment. When requests are aligned, the traffic shaping engine **255** can utilize the connection manager to poll over the network to satisfy application data requests. Content requests for multiple applications can be aligned based on behavior patterns or rules/settings including, for example, content types requested by the multiple applications (audio, video, text, etc.), device (e.g., mobile or wireless device) parameters, and/or network parameters/traffic conditions, network service provider constraints/specifications, etc.

In one embodiment, the pattern detector **237** can detect recurrences in application requests made by the multiple applications, for example, by tracking patterns in application behavior. A tracked pattern can include, detecting that certain applications, as a background process, poll an application server regularly, at certain times of day, on certain days of the week, periodically in a predictable fashion, with a certain frequency, with a certain frequency in response to a certain type of event, in response to a certain type user query, frequency that requested content is the same, frequency with

which a same request is made, interval between requests, applications making a request, or any combination of the above, for example.

Such recurrences can be used by traffic shaping engine **255** to offload polling of content from a content source (e.g., from an application server/content provider **110** of FIG. 1A) that would result from the application requests that would be performed at the mobile device or wireless device **250** to be performed instead, by a proxy server (e.g., proxy server **125** of FIG. 1C or proxy server **325** of FIG. 5A) remote from the device **250**. Traffic shaping engine **255** can decide to offload the polling when the recurrences match a rule. For example, there are multiple occurrences or requests for the same resource that have exactly the same content, or returned value, or based on detection of repeatable time periods between requests and responses such as a resource that is requested at specific times during the day. The offloading of the polling can decrease the amount of bandwidth consumption needed by the mobile device **250** to establish a wireless (cellular or other wireless broadband) connection with the content source for repetitive content polls.

As a result of the offloading of the polling, locally cached content stored in the local cache **285** can be provided to satisfy data requests at the device **250**, when content change is not detected in the polling of the content sources. As such, when data has not changed, application data needs can be satisfied without needing to enable radio use or occupying cellular bandwidth in a wireless network. When data has changed and/or new data has been received, the remote entity to which polling is offloaded, can notify the device **250**. The remote entity may be the host server **300** as shown in the example of FIG. 5A.

In one embodiment, the local proxy **275** can mitigate the need/use of periodic keep-alive messages (heartbeat messages) to maintain TCP/IP connections, which can consume significant amounts of power thus having detrimental impacts on mobile device battery life. The connection manager **265** in the local proxy (e.g., the heartbeat manager **267**) can detect, identify, and intercept any or all heartbeat (keep-alive) messages being sent from applications.

The heartbeat manager **267** can prevent any or all of these heartbeat messages from being sent over the cellular, or other network, and instead rely on the server component of the distributed proxy system (e.g., shown in FIG. 1C) to generate and send the heartbeat messages to maintain a connection with the backend (e.g., application server/provider **110** in the example of FIG. 1A).

The local proxy **275** may represent any one or a portion of the functions described for the individual managers, modules, and/or engines. The local proxy **275** and device **250** can include additional or less components; more or less functions can be included, in whole or in part, without deviating from the novel art of the disclosure.

FIG. 4B depicts a block diagram illustrating a further example of components in the cache system shown in the example of FIG. 4A which is capable of caching and adapting caching strategies for mobile application behavior and/or network conditions.

In one embodiment, the caching policy manager **245** may include a metadata generator **203**, a cache look-up engine **205**, a cache appropriateness decision engine **246**, a poll schedule generator **247**, an application protocol module **248**, a cache or connect selection engine **249** and/or a local cache invalidator **244**. The cache appropriateness decision engine **246** can further include a timing predictor **246a**, a content predictor **246b**, a request analyzer **246c**, and/or a response analyzer **246d**, and the cache or connect selection engine **249**

includes a response scheduler **249a**. The metadata generator **203** and/or the cache look-up engine **205** are coupled to the cache **285** (or local cache) for modification or addition to cache entries or querying thereof.

The cache look-up engine **205** may further include an ID or URI filter **205a**, the local cache invalidator **244** may further include a TTL manager **244a**, and the poll schedule generator **247** may further include a schedule update engine **247a** and/or a time adjustment engine **247b**. One embodiment of caching policy manager **245** includes an application cache policy repository **243**. In one embodiment, the application behavior detector **236** includes a pattern detector **237**, a poll interval detector **238**, an application profile generator **239**, and/or a priority engine **241**. The poll interval detector **238** may further include a long poll detector **238a** having a response/request tracking engine **238b**. The poll interval detector **238** may further include a long poll hunting detector **238c**. The application profile generator **239** can further include a response delay interval tracker **239a**.

The pattern detector **237**, application profile generator **239**, and the priority engine **241** were also described in association with the description of the pattern detector shown in the example of FIG. 4A. One embodiment further includes an application profile repository **242** which can be used by the local proxy **275** to store information or metadata regarding application profiles (e.g., behavior, patterns, type of HTTP requests, etc.)

The cache appropriateness decision engine **246** can detect, assess, or determine whether content from a content source (e.g., application server/content provider **110** in the example of FIG. 1B) with which a mobile device **250** interacts and has content that may be suitable for caching. For example, the decision engine **246** can use information about a request and/or a response received for the request initiated at the mobile device **250** to determine cacheability, potential cacheability, or non-cacheability. In some instances, the decision engine **246** can initially verify whether a request is directed to a blacklisted destination or whether the request itself originates from a blacklisted client or application. If so, additional processing and analysis may not be performed by the decision engine **246** and the request may be allowed to be sent over the air to the server to satisfy the request. The black listed destinations or applications/clients (e.g., mobile applications) can be maintained locally in the local proxy (e.g., in the application profile repository **242**) or remotely (e.g., in the proxy server **325** or another entity).

In one embodiment, the decision engine **246**, for example, via the request analyzer **246c**, collects information about an application or client request generated at the mobile device **250**. The request information can include request characteristics information including, for example, request method. For example, the request method can indicate the type of HTTP request generated by the mobile application or client. In one embodiment, response to a request can be identified as cacheable or potentially cacheable if the request method is a GET request or POST request. Other types of requests (e.g., OPTIONS, HEAD, PUT, DELETE, TRACE, or CONNECT) may or may not be cached. In general, HTTP requests with uncacheable request methods will not be cached.

Request characteristics information can further include information regarding request size, for example. Responses to requests (e.g., HTTP requests) with body size exceeding a certain size will not be cached. For example, cacheability can be determined if the information about the request indicates that a request body size of the request does not exceed a certain size. In some instances, the maximum cacheable request body size can be set to 8092 bytes. In other instances,

different values may be used, dependent on network capacity or network operator specific settings, for example.

In some instances, content from a given application server/content provider (e.g., the server/content provider **110** of FIG. **1C**) is determined to be suitable for caching based on a set of 5 criteria, for example, criteria specifying time criticality of the content that is being requested from the content source. In one embodiment, the local proxy (e.g., the local proxy **175** or **275** of FIG. **1C** and FIG. **4A**) applies a selection criteria to store the content from the host server which is requested by an 10 application as cached elements in a local cache on the mobile device to satisfy subsequent requests made by the application.

The cache appropriateness decision engine **246**, further based on detected patterns of requests sent from the mobile device **250** (e.g., by a mobile application or other types of 15 clients on the device **250**) and/or patterns of received responses, can detect predictability in requests and/or responses. For example, the request characteristics information collected by the decision engine **246**, (e.g., the request analyzer **246c**) can further include periodicity information 20 between a request and other requests generated by a same client on the mobile device or other requests directed to the same host (e.g., with similar or same identifier parameters).

Periodicity can be detected, by the decision engine **246** or the request analyzer **246c**, when the request and the other 25 requests generated by the same client occur at a fixed rate or nearly fixed rate, or at a dynamic rate with some identifiable or partially or wholly reproducible changing pattern. If the requests are made with some identifiable pattern (e.g., regular intervals, intervals having a detectable pattern, or trend (e.g., 30 increasing, decreasing, constant, etc.) the timing predictor **246a** can determine that the requests made by a given application on a device is predictable and identify it to be potentially appropriate for caching, at least from a timing stand- 35 point.

An identifiable pattern or trend can generally include any application or client behavior which may be simulated either locally, for example, on the local proxy **275** on the mobile device **250** or simulated remotely, for example, by the proxy server **325** on the host **300**, or a combination of local and 40 remote simulation to emulate application behavior.

In one embodiment, the decision engine **246**, for example, via the response analyzer **246d**, can collect information about a response to an application or client request generated at the mobile device **250**. The response is typically received from a 45 server or the host of the application (e.g., mobile application) or client which sent the request at the mobile device **250**. In some instances, the mobile client or application can be the mobile version of an application (e.g., social networking, search, travel management, voicemail, contact manager, 50 email) or a web site accessed via a web browser or via a desktop client.

For example, response characteristics information can include an indication of whether transfer encoding or chunked transfer encoding is used in sending the response. In 55 some instances, responses to HTTP requests with transfer encoding or chunked transfer encoding are not cached, and therefore are also removed from further analysis. The rationale here is that chunked responses are usually large and non-optimal for caching, since the processing of these trans- 60 actions may likely slow down the overall performance. Therefore, in one embodiment, cacheability or potential for cacheability can be determined when transfer encoding is not used in sending the response.

In addition, the response characteristics information can 65 include an associated status code of the response which can be identified by the response analyzer **246d**. In some instances,

HTTP responses with uncacheable status codes are typically not cached. The response analyzer **246d** can extract the status code from the response and determine whether it matches a status code which is cacheable or uncacheable. Some cache- 5 able status codes include by way of example: **200**-OK, **301**—Redirect, **302**—Found, **303**—See other, **304**—Not Modified, **307** Temporary Redirect, or **500**—Internal server error. Some uncacheable status codes can include, for example, **403**—Forbidden or **404**—Not found.

In one embodiment, cacheability or potential for cache- 10 ability can be determined if the information about the response does not indicate an uncacheable status code or indicates a cacheable status code. If the response analyzer **246d** detects an uncacheable status code associated with a given response, the specific transaction (request/response 15 pair) may be eliminated from further processing and determined to be uncacheable on a temporary basis, a semi-permanent, or a permanent basis. If the status code indicates cacheability, the transaction (e.g., request and/or response 20 pair) may be subject to further processing and analysis to confirm cacheability.

Response characteristics information can also include response size information. In general, responses can be 25 cached locally at the mobile device **250** if the responses do not exceed a certain size. In some instances, the default maximum cached response size is set to 115 KB. In other instances, the max cacheable response size may be different and/or dynam- 30 ically adjusted based on operating conditions, network conditions, network capacity, user preferences, network operator requirements, or other application-specific, user specific, and/or device-specific reasons. In one embodiment, the response analyzer **246d** can identify the size of the response, and cacheability or potential for cacheability can be deter- 35 mined if a given threshold or max value is not exceeded by the response size.

Furthermore, response characteristics information can include response body information for the response to the request and other response to other requests generated by a 40 same client on the mobile device, or directed to a same content host or application server. The response body information for the response and the other responses can be compared, for example, by the response analyzer **246d**, to prevent the caching of dynamic content (or responses with content 45 that changes frequently and cannot be efficiently served with cache entries, such as financial data, stock quotes, news feeds, real-time sporting event activities, etc.), such as content that would no longer be relevant or up-to-date if served from 50 cached entries.

The cache appropriateness decision engine **246** (e.g., the content predictor **246b**) can definitively identify repeatability or identify indications of repeatability, potential repeatability, or predictability in responses received from a content source (e.g., the content host/application server **110** shown in the 55 example of FIG. **1C**). Repeatability can be detected by, for example, tracking at least two responses received from the content source and determines if the two responses are the same. For example, cacheability can be determined, by the response analyzer **246d**, if the response body information for the response and the other responses sent by the same mobile 60 client or directed to the same host/server are same or substantially the same. The two responses may or may not be responses sent in response to consecutive requests. In one embodiment, hash values of the responses received for requests from a given application are used to determine 65 repeatability of content (with or without heuristics) for the application in general and/or for the specific request. Addi-

tional same responses may be required for some applications or under certain circumstances.

Repeatability in received content need not be 100% ascertained. For example, responses can be determined to be repeatable if a certain number or a certain percentage of responses are the same, or similar. The certain number or certain percentage of same/similar responses can be tracked over a select period of time, set by default or set based on the application generating the requests (e.g., whether the application is highly dynamic with constant updates or less dynamic with infrequent updates). Any indicated predictability or repeatability, or possible repeatability, can be utilized by the distributed system in caching content to be provided to a requesting application or client on the mobile device **250**.

In one embodiment, for a long poll type request, the local proxy **175** can begin to cache responses on a third request when the response delay times for the first two responses are the same, substantially the same, or detected to be increasing in intervals. In general, the received responses for the first two responses should be the same, and upon verifying that the third response received for the third request is the same (e.g., if $R0=R1=R2$), the third response can be locally cached on the mobile device. Less or more same responses may be required to begin caching, depending on the type of application, type of data, type of content, user preferences, or carrier/network operator specifications.

Increasing response delays with same responses for long polls can indicate a hunting period (e.g., a period in which the application/client on the mobile device is seeking the longest time between a request and response that a given network will allow), as detected by the long poll hunting detector **238c** of the application behavior detector **236**.

An example can be described below using $T0$, $T1$, $T2$, where T indicates the delay time between when a request is sent and when a response (e.g., the response header) is detected/received for consecutive requests:

$$\begin{aligned} T0 &= \text{Response0}(t) - \text{Request0}(t) = 180 \text{ s. (+/-tolerance)} \\ T1 &= \text{Response1}(t) - \text{Request1}(t) = 240 \text{ s. (+/-tolerance)} \\ T2 &= \text{Response2}(t) - \text{Request2}(t) = 500 \text{ s. (+/-tolerance)} \end{aligned}$$

In the example timing sequence shown above, $T0 < T1 < T2$, this may indicate a hunting pattern for a long poll when network timeout has not yet been reached or exceeded. Furthermore, if the responses $R0$, $R1$, and $R2$ received for the three requests are the same, $R2$ can be cached. In this example, $R2$ is cached during the long poll hunting period without waiting for the long poll to settle, thus expediting response caching (e.g., this is optional accelerated caching behavior which can be implemented for all or select applications).

As such, the local proxy **275** can specify information that can be extracted from the timing sequence shown above (e.g., polling schedule, polling interval, polling type) to the proxy server and begin caching and to request the proxy server to begin polling and monitoring the source (e.g., using any of $T0$, $T1$, $T2$ as polling intervals but typically $T2$, or the largest detected interval without timing out, and for which responses from the source is received will be sent to the proxy server **325** of FIG. **5A** for use in polling the content source (e.g., application server/service provider **310**)).

However, if the time intervals are detected to be getting shorter, the application (e.g., mobile application)/client may still be hunting for a time interval for which a response can be reliably received from the content source (e.g., application/server server/provider **110** or **310**), and as such caching typically should not begin until the request/response intervals indicate the same time interval or an increasing time interval, for example, for a long poll type request.

An example of handling a detected decreasing delay can be described below using $T0$, $T1$, $T2$, $T3$, and $T4$ where T indicates the delay time between when a request is sent and when a response (e.g., the response header) is detected/received for consecutive requests:

$$\begin{aligned} T0 &= \text{Response0}(t) - \text{Request0}(t) = 160 \text{ s. (+/-tolerance)} \\ T1 &= \text{Response1}(t) - \text{Request1}(t) = 240 \text{ s. (+/-tolerance)} \\ T2 &= \text{Response2}(t) - \text{Request2}(t) = 500 \text{ s. (+/-tolerance)} \\ T3 &= \text{Time out at } 700 \text{ s. (+/-tolerance)} \\ T4 &= \text{Response4}(t) - \text{Request4}(t) = 600 \text{ (+/-tolerance)} \end{aligned}$$

If a pattern for response delays $T1 < T2 < T3 > T4$ is detected, as shown in the above timing sequence (e.g., detected by the long poll hunting detector **238c** of the application behavior detector **236**), it can be determined that $T3$ likely exceeded the network time out during a long poll hunting period. In Request **3**, a response likely was not received since the connection was terminated by the network, application, server, or other reason before a response was sent or available. On Request **4** (after $T4$), if a response (e.g., Response **4**) is detected or received, the local proxy **275** can then use the response for caching (if the content repeatability condition is met). The local proxy can also use $T4$ as the poll interval in the polling schedule set for the proxy server to monitor/poll the content source.

Note that the above description shows that caching can begin while long polls are in hunting mode in the event of detecting increasing response delays, as long as responses are received and not timed out for a given request. This can be referred to as the optional accelerated caching during long poll hunting. Caching can also begin after the hunting mode (e.g., after the poll requests have settled to a constant or near constant delay value) has completed. Note that hunting may or may not occur for long polls and when hunting occurs; the proxy **275** can generally detect this and determine whether to begin to cache during the hunting period (increasing intervals with same responses) or wait until the hunt settles to a stable value.

In one embodiment, the timing predictor **246a** of the cache appropriateness decision engine **246** can track timing of responses received from outgoing requests from an application (e.g., mobile application) or client to detect any identifiable patterns which can be partially wholly reproducible, such that locally cached responses can be provided to the requesting client on the mobile device **250** in a manner that simulates content source (e.g., application server/content provider **110** or **310**) behavior. For example, the manner in which (e.g., from a timing standpoint) responses or content would be delivered to the requesting application/client on the device **250**. This ensures preservation of user experience when responses to application or mobile client requests are served from a local and/or remote cache instead of being retrieved/received directly from the content source (e.g., application, content provider **110** or **310**).

In one embodiment, the decision engine **246** or the timing predictor **246a** determines the timing characteristics a given application (e.g., mobile application) or client from, for example, the request/response tracking engine **238b** and/or the application profile generator **239** (e.g., the response delay interval tracker **239a**). Using the timing characteristics, the timing predictor **246a** determines whether the content received in response to the requests are suitable or are potentially suitable for caching. For example, poll request intervals between two consecutive requests from a given application can be used to determine whether request intervals are repeatable (e.g., constant, near constant, increasing with a pattern, decreasing with a pattern, etc.) and can be predicted and thus

reproduced at least some of the times either exactly or approximated within a tolerance level.

In some instances, the timing characteristics of a given request type for a specific application, for multiple requests of an application, or for multiple applications can be stored in the application profile repository **242**. The application profile repository **242** can generally store any type of information or metadata regarding application request/response characteristics including timing patterns, timing repeatability, content repeatability, etc.

The application profile repository **242** can also store metadata indicating the type of request used by a given application (e.g., long polls, long-held HTTP requests, HTTP streaming, push, COMET push, etc.) Application profiles indicating request type by applications can be used when subsequent same/similar requests are detected, or when requests are detected from an application which has already been categorized. In this manner, timing characteristics for the given request type or for requests of a specific application which has been tracked and/or analyzed, need not be reanalyzed.

Application profiles can be associated with a time-to-live (e.g., or a default expiration time). The use of an expiration time for application profiles, or for various aspects of an application or request's profile can be used on a case by case basis. The time-to-live or actual expiration time of application profile entries can be set to a default value or determined individually, or a combination thereof. Application profiles can also be specific to wireless networks, physical networks, network operators, or specific carriers.

One embodiment includes an application blacklist manager **201**. The application blacklist manager **201** can be coupled to the application cache policy repository **243** and can be partially or wholly internal to local proxy or the caching policy manager **245**. Similarly, the blacklist manager **201** can be partially or wholly internal to local proxy or the application behavior detector **236**. The blacklist manager **201** can aggregate, track, update, manage, adjust, or dynamically monitor a list of destinations of servers/host that are 'black-listed,' or identified as not cached, on a permanent or temporary basis. The blacklist of destinations, when identified in a request, can potentially be used to allow the request to be sent over the (cellular) network for servicing. Additional processing on the request may not be performed since it is detected to be directed to a blacklisted destination.

Blacklisted destinations can be identified in the application cache policy repository **243** by address identifiers including specific URIs or patterns of identifiers including URI patterns. In general, blacklisted destinations can be set by or modified for any reason by any party including the user (owner/user of mobile device **250**), operating system/mobile platform of device **250**, the destination itself, network operator (of cellular network), Internet service provider, other third parties, or according to a list of destinations for applications known to be uncacheable/not suited for caching. Some entries in the blacklisted destinations may include destinations aggregated based on the analysis or processing performed by the local proxy (e.g., cache appropriateness decision engine **246**).

For example, applications or mobile clients on the mobile device for which responses have been identified as non-suitable for caching can be added to the blacklist. Their corresponding hosts/servers may be added in addition to or in lieu of an identification of the requesting application/client on the mobile device **250**. Some or all of such clients identified by the proxy system can be added to the blacklist. For example, for all application clients or applications that are temporarily identified as not being suitable for caching, only those with

certain detected characteristics (based on timing, periodicity, frequency of response content change, content predictability, size, etc.) can be blacklisted.

The blacklisted entries may include a list of requesting applications or requesting clients on the mobile device (rather than destinations) such that, when a request is detected from a given application or given client, it may be sent through the network for a response, since responses for blacklisted clients/applications are in most circumstances not cached.

A given application profile may also be treated or processed differently (e.g., different behavior of the local proxy **275** and the remote proxy **325**) depending on the mobile account associated with a mobile device from which the application is being accessed. For example, a higher paying account, or a premier account may allow more frequent access of the wireless network or higher bandwidth allowance thus affecting the caching policies implemented between the local proxy **275** and proxy server **325** with an emphasis on better performance compared to conservation of resources. A given application profile may also be treated or processed differently under different wireless network conditions (e.g., based on congestion or network outage, etc.).

Note that cache appropriateness can be determined, tracked, and managed for multiple clients or applications on the mobile device **250**. Cache appropriateness can also be determined for different requests or request types initiated by a given client or application on the mobile device **250**. The caching policy manager **245**, along with the timing predictor **246a** and/or the content predictor **246b** which heuristically determines or estimates predictability or potential predictability, can track, manage and store cacheability information for various application or various requests for a given application. Cacheability information may also include conditions (e.g., an application can be cached at certain times of the day, or certain days of the week, or certain requests of a given application can be cached, or all requests with a given destination address can be cached) under which caching is appropriate which can be determined and/or tracked by the cache appropriateness decision engine **246** and stored and/or updated when appropriate in the application cache policy repository **243** coupled to the cache appropriateness decision engine **246**.

The information in the application cache policy repository **243** regarding cacheability of requests, applications, and/or associated conditions can be used later on when same requests are detected. In this manner, the decision engine **246** and/or the timing and content predictors **246a/b** need not track and reanalyze request/response timing and content characteristics to make an assessment regarding cacheability. In addition, the cacheability information can in some instances be shared with local proxies of other mobile devices by way of direct communication or via the host server (e.g., proxy server **325** of host server **300**).

For example, cacheability information detected by the local proxy **275** on various mobile devices can be sent to a remote host server or a proxy server **325** on the host server (e.g., host server **300** or proxy server **325** shown in the example of FIG. 5A, host **100** and proxy server **125** in the example of FIG. 1B-C). The remote host or proxy server can then distribute the information regarding application-specific, request-specific cacheability information and/or any associated conditions to various mobile devices or their local proxies in a wireless network or across multiple wireless networks (same service provider or multiple wireless service providers) for their use.

In general, the selection criteria for caching can further include, by way of example but not limitation, the state of the

mobile device indicating whether the mobile device is active or inactive, network conditions, and/or radio coverage statistics. The cache appropriateness decision engine **246** can in any one or any combination of the criteria, and in any order, identifying sources for which caching may be suitable.

Once application servers/content providers having identified or detected content that is potentially suitable for local caching on the mobile device **250**, the cache policy manager **245** can proceed to cache the associated content received from the identified sources by storing content received from the content source as cache elements in a local cache (e.g., local cache **185** or **285** shown in the examples of FIG. 1B-1C and FIG. 4A, respectively) on the mobile device **250**.

The response can be stored in the cache **285** (e.g., also referred as the local cache) as a cache entry. In addition to the response to a request, the cached entry can include response metadata having additional information regarding caching of the response. The metadata may be generated by the metadata generator **203** and can include, for example, timing data such as the access time of the cache entry or creation time of the cache entry. Metadata can include additional information, such as any information suited for use in determining whether the response stored as the cached entry is used to satisfy the subsequent response. For example, metadata information can further include, request timing history (e.g., including request time, request start time, request end time), hash of the request and/or response, time intervals or changes in time intervals, etc.

The cache entry is typically stored in the cache **285** in association with a time-to-live (TTL), which for example may be assigned or determined by the TTL manager **244a** of the cache invalidator **244**. The time-to-live of a cache entry is the amount of time the entry is persisted in the cache **285** regardless of whether the response is still valid or relevant for a given request or client/application on the mobile device **250**. For example, if the time-to-live of a given cache entry is set to 12 hours, the cache entry is purged, removed, or otherwise indicated as having exceeded the time-to-live, even if the response body contained in the cache entry is still current and applicable for the associated request.

A default time-to-live can be automatically used for all entries unless otherwise specified (e.g., by the TTL manager **244a**), or each cache entry can be created with its individual TTL (e.g., determined by the TTL manager **244a** based on various dynamic or static criteria). Note that each entry can have a single time-to-live associated with both the response data and any associated metadata. In some instances, the associated metadata may have a different time-to-live (e.g., a longer time-to-live) than the response data.

The content source having content for caching can, in addition or in alternate, be identified to a proxy server (e.g., proxy server **125** or **325** shown in the examples of FIG. 1B-1C and FIG. 5A, respectively) remote from and in wireless communication with the mobile device **250** such that the proxy server can monitor the content source (e.g., application server/content provider **110**) for new or changed data. Similarly, the local proxy (e.g., the local proxy **175** or **275** of FIG. 1B-1C and FIG. 4A, respectively) can identify to the proxy server that content received from a specific application server/content provider is being stored as cached elements in the local cache **285**.

Once content has been locally cached, the cache policy manager **245**, upon receiving future polling requests to contact the application server/content host (e.g., **110** or **310**), can retrieve the cached elements from the local cache to respond to the polling request made at the mobile device **250** such that a radio of the mobile device is not activated to service the

polling request. For example, the cache look-up engine **205** can query the cache **285** to identify the response to be served to a response. The response can be served from the cache in response to identifying a matching cache entry and also using any metadata stored with the response in the cache entry. The cache entries can be queried by the cache look-up engine using a URI of the request or another type of identifier (e.g., via the ID or URI filter **205a**). The cache-lookup engine **205** can further use the metadata (e.g., extract any timing information or other relevant information) stored with the matching cache entry to determine whether response is still suited for use in being served to a current request.

Note that the cache-lookup can be performed by the engine **205** using one or more of various multiple strategies. In one embodiment, multiple cook-up strategies can be executed sequentially on each entry store in the cache **285**, until at least one strategy identifies a matching cache entry. The strategy employed to performing cache look-up can include a strict matching criteria or a matching criteria which allows for non-matching parameters.

For example, the look-up engine **205** can perform a strict matching strategy which searches for an exact match between an identifier (e.g., a URI for a host or resource) referenced in a present request for which the proxy is attempting to identify a cache entry and an identifier stored with the cache entries. In the case where identifiers include URIs or URLs, the matching algorithm for strict matching will search for a cache entry where all the parameters in the URLs match. For example:

Example 1

1. Cache contains entry for http://test.com/products/
 2. Request is being made to URI http://test.com/products/
- Strict strategy will find a match, since both URIs are same.

Example 2

1. Cache contains entry for http://test.com/products/?query=all
2. Request is being made to URI http://test.com/products/?query=sub

Under the strict strategy outlined above, a match will not be found since the URIs differ in the query parameter.

In another example strategy, the look-up engine **205** looks for a cache entry with an identifier that partially matches the identifier references in a present request for which the proxy is attempting to identify a matching cache entry. For example, the look-up engine **205** may look for a cache entry with an identifier which differs from the request identifier by a query parameter value. In utilizing this strategy, the look-up engine **205** can collect information collected for multiple previous requests (e.g., a list of arbitrary parameters in an identifier) to be later checked with the detected arbitrary parameter in the current request. For example, in the case where cache entries are stored with URI or URL identifiers, the look-up engine searches for a cache entry with a URI differing by a query parameter. If found, the engine **205** can examine the cache entry for information collected during previous requests (e.g. a list of arbitrary parameters) and checked whether the arbitrary parameter detected in or extracted from the current URI/URL belongs to the arbitrary parameters list.

Example 1

1. Cache contains entry for http://test.com/products/?query=all, where query is marked as arbitrary.
2. Request is being made to URI http://text.com/products/?query=sub

Match will be found, since query parameter is marked as arbitrary.

Example 2

1. Cache contains entry for http://test.com/products/?query=all, where query is marked as arbitrary.

2. Request is being made to URI `http://test.com/products/?query=sub&sort=asc`

Match will not be found, since current request contains sort parameter which is not marked as arbitrary in the cache entry.

Additional strategies for detecting cache hit may be employed. These strategies can be implemented singly or in any combination thereof. A cache-hit can be determined when any one of these strategies determines a match. A cache miss may be indicated when the look-up engine **205** determines that the requested data cannot be served from the cache **285**, for any reason. For example, a cache miss may be determined when no cache entries are identified for any or all utilized look-up strategies.

Cache miss may also be determined when a matching cache entry exists but determined to be invalid or irrelevant for the current request. For example, the look-up engine **205** may further analyze metadata (e.g., which may include timing data of the cache entry) associated with the matching cache entry to determine whether it is still suitable for use in responding to the present request.

When the look-up engine **205** has identified a cache hit (e.g., an event indicating that the requested data can be served from the cache), the stored response in the matching cache entry can be served from the cache to satisfy the request of an application/client.

By servicing requests using cache entries stored in cache **285**, network bandwidth and other resources need not be used to request/receive poll responses which may have not changed from a response that has already been received at the mobile device **250**. Such servicing and fulfilling application (e.g., mobile application) requests locally via cache entries in the local cache **285** allows for more efficient resource and mobile network traffic utilization and management since the request need not be sent over the wireless network further consuming bandwidth. In general, the cache **285** can be persisted between power on/off of the mobile device **250**, and persisted across application/client refreshes and restarts.

For example, the local proxy **275**, upon receipt of an outgoing request from its mobile device **250** or from an application or other type of client on the mobile device **250**, can intercept the request and determine whether a cached response is available in the local cache **285** of the mobile device **250**. If so, the outgoing request is responded to by the local proxy **275** using the cached response on the cache of the mobile device. As such, the outgoing request can be filled or satisfied without a need to send the outgoing request over the wireless network, thus conserving network resources and battery consumption.

In one embodiment, the responding to the requesting application/client on the device **250** is timed to correspond to a manner in which the content server would have responded to the outgoing request over a persistent connection (e.g., over the persistent connection, or long-held HTTP connection, long poll type connection, that would have been established absent interception by the local proxy). The timing of the response can be emulated or simulated by the local proxy **275** to preserve application behavior such that end user experience is not affected, or minimally affected by serving stored content from the local cache **285** rather than fresh content received from the intended content source (e.g., content host/application server **110** of FIG. 1B-FIG. 1C). The timing can be replicated exactly or estimated within a tolerance parameter, which may go unnoticed by the user or treated similarly by the application so as to not cause operation issues.

For example, the outgoing request can be a request for a persistent connection intended for the content server (e.g., application server/content provider of examples of FIG.

1B-1C). In a persistent connection (e.g., long poll, COMET-style push or any other push simulation in asynchronous HTTP requests, long-held HTTP request, HTTP streaming, or others) with a content source (server), the connection is held for some time after a request is sent. The connection can typically be persisted between the mobile device and the server until content is available at the server to be sent to the mobile device. Thus, there typically can be some delay in time between when a long poll request is sent and when a response is received from the content source. If a response is not provided by the content source for a certain amount of time, the connection may also terminate due to network reasons (e.g., socket closure) if a response is not sent.

Thus, to emulate a response from a content server sent over a persistent connection (e.g., a long poll style connection), the manner of response of the content server can be simulated by allowing a time interval to elapse before responding to the outgoing request with the cached response. The length of the time interval can be determined on a request by request basis or on an application by application (client by client basis), for example.

In one embodiment, the time interval is determined based on request characteristics (e.g., timing characteristics) of an application on the mobile device from which the outgoing request originates. For example, poll request intervals (e.g., which can be tracked, detected, and determined by the long poll detector **238a** of the poll interval detector **238**) can be used to determine the time interval to wait before responding to a request with a local cache entry and managed by the response scheduler **249a**.

One embodiment of the cache policy manager **245** includes a poll schedule generator **247** which can generate a polling schedule for one or more applications on the mobile device **250**. The polling schedule can specify a polling interval that can be employed by an entity which is physically distinct and/or separate from the mobile device **250** in monitoring the content source for one or more applications (such that cached responses can be verified periodically by polling a host server (host server **110** or **310**) to which the request is directed) on behalf of the mobile device. One example of such an external entity which can monitor the content at the source for the mobile device **250** is a proxy server (e.g., proxy server **125** or **325** shown in the examples of FIG. 1B-1C and FIG. 5A-C).

The polling schedule (e.g., including a rate/frequency of polling) can be determined, for example, based on the interval between the polling requests directed to the content source from the mobile device. The polling schedule or rate of polling may be determined at the mobile device **250** (by the local proxy). In one embodiment, the poll interval detector **238** of the application behavior detector **236** can monitor polling requests directed to a content source from the mobile device **250** in order to determine an interval between the polling requests made from any or all application (e.g., mobile application).

For example, the poll interval detector **238** can track requests and responses for applications or clients on the device **250**. In one embodiment, consecutive requests are tracked prior to detection of an outgoing request initiated from the application (e.g., mobile application) on the mobile device **250** by the same mobile client or application (e.g., mobile application). The polling rate can be determined using request information collected for the request for which the response is cached. In one embodiment, the rate is determined from averages of time intervals between previous requests generated by the same client which generated the request. For example, a first interval may be computed between the current request and a previous request, and a second interval can be

computed between the two previous requests. The polling rate can be set from the average of the first interval and the second interval and sent to the proxy server in setting up the caching strategy.

Alternate intervals may be computed in generating an average; for example, multiple previous requests in addition to two previous requests may be used, and more than two intervals may be used in computing an average. In general, in computing intervals, a given request need not have resulted in a response to be received from the host server/content source in order to use it for interval computation. In other words, the timing characteristics of a given request may be used in interval computation, as long as the request has been detected, even if the request failed in sending, or if the response retrieval failed.

One embodiment of the poll schedule generator **247** includes a schedule update engine **247a** and/or a time adjustment engine **247b**. The schedule update engine **247a** can determine a need to update a rate or polling interval with which a given application server/content host from a previously set value, based on a detected interval change in the actual requests generated from a client or application (e.g., mobile application) on the mobile device **250**.

For example, a request for which a monitoring rate was determined may now be sent from the application (e.g., mobile application) or client at a different request interval. The scheduled update engine **247a** can determine the updated polling interval of the actual requests and generate a new rate, different from the previously set rate to poll the host at on behalf of the mobile device **250**. The updated polling rate can be communicated to the remote proxy (proxy server **325**) over the cellular network for the remote proxy to monitor the given host. In some instances, the updated polling rate may be determined at the remote proxy or remote entity which monitors the host.

In one embodiment, the time adjustment engine **247b** can further optimize the poll schedule generated to monitor the application server/content source (**110** or **310**). For example, the time adjustment engine **247b** can optionally specify a time to start polling to the proxy server. For example, in addition to setting the polling interval at which the proxy server is to monitor the application, server/content host can also specify the time at which an actual request was generated at the mobile client/application.

However, in some cases, due to inherent transmission delay or added network delays or other types of latencies, the remote proxy server receives the poll setup from the local proxy with some delay (e.g., a few minutes, or a few seconds). This has the effect of detecting response change at the source after a request is generated by the mobile client/application causing the invalidate of the cached response to occur after it has once again been served to the application after the response is no longer current or valid.

To resolve this non-optimal result of serving the out-dated content once again before invalidating it, the time adjustment engine **247b** can specify the time (t_0) at which polling should begin in addition to the rate, where the specified initial time t_0 can be specified to the proxy server **325** as a time that is less than the actual time when the request was generated by the mobile app/client. This way, the server polls the resource slightly before the generation of an actual request by the mobile client such that any content change can be detected prior to an actual application request. This prevents invalid or irrelevant out-dated content/response from being served once again before fresh content is served.

In one embodiment, an outgoing request from a mobile device **250** is detected to be for a persistent connection (e.g.,

a long poll, COMET style push, and long-held (HTTP request) based on timing characteristics of prior requests from the same application or client on the mobile device **250**. For example, requests and/or corresponding responses can be tracked by the request/response tracking engine **238b** of the long poll detector **238a** of the poll interval detector **238**.

The timing characteristics of the consecutive requests can be determined to set up a polling schedule for the application or client. The polling schedule can be used to monitor the content source (content source/application server) for content changes such that cached content stored on the local cache in the mobile device **250** can be appropriately managed (e.g., updated or discarded). In one embodiment, the timing characteristics can include, for example, a response delay time ('D') and/or an idle time ('IT').

In one embodiment, the response/request tracking engine **238b** can track requests and responses to determine, compute, and/or estimate, the timing diagrams for applicant or client requests.

For example, the response/request tracking engine **238b** detects a first request (Request **0**) initiated by a client on the mobile device and a second request (Request **1**) initiated by the client on the mobile device after a response is received at the mobile device responsive to the first request. The second request is one that is subsequent to the first request.

In one embodiment, the response/request tracking engine **238b** can track requests and responses to determine, compute, and/or estimate the timing diagrams for applicant or client requests. The response/request tracking engine **238b** can detect a first request initiated by a client on the mobile device and a second request initiated by the client on the mobile device after a response is received at the mobile device responsive to the first request. The second request is one that is subsequent to the first request.

The response/request tracking engine **238b** further determines relative timings between the first, second requests, and the response received in response to the first request. In general, the relative timings can be used by the long poll detector **238a** to determine whether requests generated by the application are long poll requests.

Note that in general, the first and second requests that are used by the response/request tracking engine **238b** in computing the relative timings are selected for use after a long poll hunting period has settled or in the event when long poll hunting does not occur. Timing characteristics that are typical of a long poll hunting period can be, for example, detected by the long poll hunting detector **238c**. In other words, the requests tracked by the response/request tracking engine **238b** and used for determining whether a given request is a long poll occurs after the long poll has settled.

In one embodiment, the long poll hunting detector **238c** can identify or detect hunting mode, by identifying increasing request intervals (e.g., increasing delays). The long poll hunting detector **238a** can also detect hunting mode by detecting increasing request intervals, followed by a request with no response (e.g., connection timed out), or by detecting increasing request intervals followed by a decrease in the interval. In addition, the long poll hunting detector **238c** can apply a filter value or a threshold value to request-response time delay value (e.g., an absolute value) above which the detected delay can be considered to be a long poll request-response delay. The filter value can be any suitable value characteristic of long polls and/or network conditions (e.g., 2 s, 5 s, 10 s, 15 s, 20 s., etc.) and can be used as a filter or threshold value.

The response delay time ('D') refers to the start time to receive a response after a request has been sent and the idle refers to time to send a subsequent request after the response

has been received. In one embodiment, the outgoing request is detected to be for a persistent connection based on a comparison (e.g., performed by the tracking engine **238b**) of the response delay time relative ('D') or average of ('D') (e.g., any average over any period of time) to the idle time ('IT'), for example, by the long poll detector **238a**. The number of averages used can be fixed, dynamically adjusted, or changed over a longer period of time. For example, the requests initiated by the client are determined to be long poll requests if the response delay time interval is greater than the idle time interval ($D > IT$ or $D \gg IT$). In one embodiment, the tracking engine **238b** of the long poll detector computes, determines, or estimates the response delay time interval as the amount of time elapsed between time of the first request and initial detection or full receipt of the response.

In one embodiment, a request is detected to be for a persistent connection when the idle time ('IT') is short since persistent connections, established in response to long poll requests or long poll HTTP requests for example, can also be characterized in detecting immediate or near-immediate issuance of a subsequent request after receipt of a response to a previous request (e.g., $IT \sim 0$). As such, the idle time ('IT') can also be used to detect such immediate or near-immediate re-request to identify long poll requests. The absolute or relative timings determined by the tracking engine **238b** are used to determine whether the second request is immediately or near-immediately re-requested after the response to the first request is received. For example, a request may be categorized as a long poll request if $D + RT + IT \sim D + RT$ since IT is small for this to hold true. IT may be determined to be small if it is less than a threshold value. Note that the threshold value could be fixed or calculated over a limited time period (a session, a day, a month, etc.), or calculated over a longer time period (e.g., several months or the life of the analysis). For example, for every request, the average IT can be determined, and the threshold can be determined using this average IT (e.g., the average IT less a certain percentage may be used as the threshold). This can allow the threshold to automatically adapt over time to network conditions and changes in server capability, resource availability or server response. A fixed threshold can take upon any value including by way of example but not limitation (e.g., 1 s. 2 s. 3 s. . . . etc.).

In one embodiment, the long poll detector **238a** can compare the relative timings (e.g., determined by the tracker engine **238b**) to request-response timing characteristics for other applications to determine whether the requests of the application are long poll requests. For example, the requests initiated by a client or application can be determined to be long poll requests if the response delay interval time ('D') or the average response delay interval time (e.g., averaged over x number of requests or any number of delay interval times averaged over x amount of time) is greater than a threshold value.

The threshold value can be determined using response delay interval times for requests generated by other clients, for example by the request/response tracking engine **238b** and/or by the application profile generator **239** (e.g., the response delay interval tracker **239a**). The other clients may reside on the same mobile device and the threshold value is determined locally by components on the mobile device. The threshold value can be determined for all requests over all resources server over all networks, for example. The threshold value can be set to a specific constant value (e.g., 30 seconds, for example) to be used for all requests, or any request which does not have an applicable threshold value (e.g., long poll is detected if $D > 30$ seconds).

In some instances, the other clients reside on different mobile devices and the threshold can be determined by a proxy server (e.g., proxy server **325** of the host **300** shown in the example of FIG. 5A-B) which is external to the mobile device and able to communicate over a wireless network with the multiple different mobile devices, as will be further described with reference to FIG. 5B.

In one embodiment, the cache policy manager **245** sends the polling schedule to the proxy server (e.g., proxy server **125** or **325** shown in the examples of FIG. 1B-1C and FIG. 5A) and can be used by the proxy server in monitoring the content source, for example, for changed or new content (updated response different from the cached response associated with a request or application). A polling schedule sent to the proxy can include multiple timing parameters including but not limited to interval (time from request 1 to request 2) or a time out interval (time to wait for response, used in long polls, for example). Referring to the timing diagram of a request/response timing sequence timing intervals 'RI', 'D', 'RT', and/or 'IT', or some statistical manipulation of the above values (e.g., average, standard deviation, etc.) may all or in part be sent to the proxy server.

For example, in the case when the local proxy **275** detects a long poll, the various timing intervals in a request/response timing sequence (e.g., 'ID', 'RT', and/or 'IT') can be sent to the proxy server **325** for use in polling the content source (e.g., application server/content host **110**). The local proxy **275** can also identify to the proxy server **325** that a given application or request to be monitored is a long poll request (e.g., instructing the proxy server to set a 'long poll flag', for example). In addition, the proxy server uses the various timing intervals to determine when to send keep-alive indications on behalf of mobile devices.

The local cache invalidator **244** of the caching policy manager **245** can invalidate cache elements in the local cache (e.g., cache **185** or **285**) when new or changed data (e.g., updated response) is detected from the application server/content source for a given request. The cached response can be determined to be invalid for the outgoing request based on a notification received from the proxy server (e.g., proxy **325** or the host server **300**). The source which provides responses to requests of the mobile client can be monitored to determine relevancy of the cached response stored in the cache of the mobile device **250** for the request. For example, the cache invalidator **244** can further remove/delete the cached response from the cache of the mobile device when the cached response is no longer valid for a given request or a given application.

In one embodiment, the cached response is removed from the cache after it is provided once again to an application which generated the outgoing request after determining that the cached response is no longer valid. The cached response can be provided again without waiting for the time interval or provided again after waiting for a time interval (e.g., the time interval determined to be specific to emulate the response delay in a long poll). In one embodiment, the time interval is the response delay 'D' or an average value of the response delay 'D' over two or more values.

The new or changed data can be, for example, detected by the proxy server (e.g., proxy server **125** or **325** shown in the examples of FIG. 1B-1C and FIG. 5A). When a cache entry for a given request/poll has been invalidated, the use of the radio on the mobile device **250** can be enabled (e.g., by the local proxy **275** or the cache policy manager **245**) to satisfy the subsequent polling requests, as further described with reference to the interaction diagram of FIG. 9-10.

One embodiment of the cache policy manager **245** includes a cache or connect selection engine **249** which can decide whether to use a locally cached entry to satisfy a poll/content request generated at the mobile device **250** by an application or widget. For example, the local proxy **275** or the cache policy manager **245** can intercept a polling request, made by an application (e.g., mobile application) on the mobile device, to contact the application server/content provider. The selection engine **249** can determine whether the content received for the intercepted request has been locally stored as cache elements for deciding whether the radio of the mobile device needs to be activated to satisfy the request made by the application (e.g., mobile application) and also determine whether the cached response is still valid for the outgoing request prior to responding to the outgoing request using the cached response.

In one embodiment, the local proxy **275**, in response to determining that relevant cached content exists and is still valid, can retrieve the cached elements from the local cache to provide a response to the application (e.g., mobile application) which made the polling request such that a radio of the mobile device is not activated to provide the response to the application (e.g., mobile application). In general, the local proxy **275** continues to provide the cached response each time the outgoing request is received until the updated response different from the cached response is detected.

When it is determined that the cached response is no longer valid, a new request for a given request is transmitted over the wireless network for an updated response. The request can be transmitted to the application server/content provider (e.g., server/host **110**) or the proxy server on the host server (e.g., proxy **325** on the host **300**) for a new and updated response. In one embodiment the cached response can be provided again as a response to the outgoing request if a new response is not received within the time interval, prior to removal of the cached response from the cache on the mobile device.

FIG. 4C depicts a block diagram illustrating another example of components in the application behavior detector **236** and the caching policy manager **245** in the local proxy **275** on the client-side of the distributed proxy system shown in the example of FIG. 4A. The illustrated application behavior detector **236** and the caching policy manager **245** can, for example, enable the local proxy **275** to detect cache defeat and perform caching of content addressed by identifiers intended to defeat cache.

In one embodiment, the caching policy manager **245** includes a cache defeat resolution engine **221**, an identifier formalizer **211**, a cache appropriateness decision engine **246**, a poll schedule generator **247**, an application protocol module **248**, a cache or connect selection engine **249** having a cache query module **229**, and/or a local cache invalidator **244**. The cache defeat resolution engine **221** can further include a pattern extraction module **222** and/or a cache defeat parameter detector **223**. The cache defeat parameter detector **223** can further include a random parameter detector **224** and/or a time/date parameter detector **226**. One embodiment further includes an application cache policy repository **243** coupled to the decision engine **246**.

In one embodiment, the application behavior detector **236** includes a pattern detector **237**, a poll interval detector **238**, an application profile generator **239**, and/or a priority engine **241**. The pattern detector **237** can further include a cache defeat parameter detector **223** having also, for example, a random parameter detector **233** and/or a time/date parameter detector **234**. One embodiment further includes an application profile repository **242** coupled to the application profile generator **239**. The application profile generator **239**, and the

priority engine **241** have been described in association with the description of the application behavior detector **236** in the example of FIG. 4A.

The cache defeat resolution engine **221** can detect, identify, track, manage, and/or monitor content or content sources (e.g., servers or hosts) which employ identifiers and/or are addressed by identifiers (e.g., resource identifiers such as URLs and/or URIs) with one or more mechanisms that defeat cache or are intended to defeat cache. The cache defeat resolution engine **221** can, for example, detect from a given data request generated by an application or client that the identifier defeats or potentially defeats cache, where the data request otherwise addresses content or responses from a host or server (e.g., application server/content host **110** or **310**) that is cacheable.

In one embodiment, the cache defeat resolution engine **221** detects or identifies cache defeat mechanisms used by content sources (e.g., application server/content host **110** or **310**) using the identifier of a data request detected at the mobile device **250**. The cache defeat resolution engine **221** can detect or identify a parameter in the identifier which can indicate that cache defeat mechanism is used. For example, a format, syntax, or pattern of the parameter can be used to identify cache defeat (e.g., a pattern, format, or syntax as determined or extracted by the pattern extraction module **222**).

The pattern extraction module **222** can parse an identifier into multiple parameters or components and perform a matching algorithm on each parameter to identify any of which match one or more predetermined formats (e.g., a date and/or time format). For example, the results of the matching or the parsed out parameters from an identifier can be used (e.g., by the cache defeat parameter detector **223**) to identify cache defeating parameters which can include one or more changing parameters.

The cache defeat parameter detector **223**, in one embodiment can detect random parameters (e.g., by the random parameter detector **224**) and/or time and/or date parameters which are typically used for cache defeat. The cache defeat parameter detector **223** can detect random parameters and/or time/dates using commonly employed formats for these parameters and performing pattern matching algorithms and tests.

In addition to detecting patterns, formats, and/or syntaxes, the cache defeat parameter detector **223** further determines or confirms whether a given parameter is defeating cache and whether the addressed content can be cached by the distributed caching system. The cache defeat parameter detector **223** can detect this by analyzing responses received for the identifiers utilized by a given data request. In general, a changing parameter in the identifier is identified to indicate cache defeat when responses corresponding to multiple data requests are the same even when the multiple data requests uses identifiers with the changing parameter being different for each of the multiple data requests. For example, the request/response pairs illustrate that the responses received are the same, even though the resource identifier includes a parameter that changes with each request.

For example, at least two same responses may be required to identify the changing parameter as indicating cache defeat. In some instances, at least three same responses may be required. The requirement for the number of same responses needed to determine that a given parameter with a varying value between requests is cache defeating may be application specific, context dependent, and/or user dependent/user specified, or a combination of the above. Such a requirement may also be static or dynamically adjusted by the distributed cache system to meet certain performance thresholds and/or

either explicit/implicit feedback regarding user experience (e.g., whether the user or application is receiving relevant/fresh content responsive to requests). More of the same responses may be required to confirm cache defeat, or for the system to treat a given parameter as intended for cache defeat if an application begins to malfunction due to response caching and/or if the user expresses dissatisfaction (explicit user feedback) or the system detects user frustration (implicit user cues).

The cache appropriateness decision engine **246** can detect, assess, or determine whether content from a content source (e.g., application server/content provider **110** in the example of FIG. 1C) with which a mobile device **250** interacts, has content that may be suitable for caching. In some instances, content from a given application server/content provider (e.g., the server/provider **110** of FIG. 1C) is determined to be suitable for caching based on a set of criteria (for example, criteria specifying time criticality of the content that is being requested from the content source). In one embodiment, the local proxy (e.g., the local proxy **175** or **275** of FIG. 1B-1C and FIG. 4A) applies a selection criteria to store the content from the host server which is requested by an application as cached elements in a local cache on the mobile device to satisfy subsequent requests made by the application.

The selection criteria can also include, by way of example, but not limitation, state of the mobile device indicating whether the mobile device is active or inactive, network conditions, and/or radio coverage statistics. The cache appropriateness decision engine **246** can any one or any combination of the criteria, and in any order, in identifying sources for which caching may be suitable.

Once application servers/content providers having identified or detected content that is potentially suitable for local caching on the mobile device **250**, the cache policy manager **245** can proceed to cache the associated content received from the identified sources by storing content received from the content source as cache elements in a local cache (e.g., local cache **185** or **285** shown in the examples of FIG. 1B-1C and FIG. 4A, respectively) on the mobile device **250**. The content source can also be identified to a proxy server (e.g., proxy server **125** or **325** shown in the examples of FIG. 1B-1C and FIG. 5A, respectively) remote from and in wireless communication with the mobile device **250** such that the proxy server can monitor the content source (e.g., application server/content provider **110**) for new or changed data. Similarly, the local proxy (e.g., the local proxy **175** or **275** of FIG. 1B-1C and FIG. 4A, respectively) can identify to the proxy server that content received from a specific application server/content provider is being stored as cached elements in the local cache.

In one embodiment, cache elements are stored in the local cache **285** as being associated with a normalized version of an identifier for an identifier employing one or more parameters intended to defeat cache. The identifier can be normalized by the identifier normalizer module **211** and the normalization process can include, by way of example, one or more of: converting the URI scheme and host to lower-case, capitalizing letters in percent-encoded escape sequences, removing a default port, and removing duplicate slashes.

In another embodiment, the identifier is normalized by removing the parameter for cache defeat and/or replacing the parameter with a static value which can be used to address or be associated with the cached response received responsive to a request utilizing the identifier by the normalizer **211** or the cache defeat parameter handler **212**. For example, the cached elements stored in the local cache **285** (shown in FIG. 4A) can be identified using the normalized version of the identifier or

a hash value of the normalized version of the identifier. The hash value of an identifier or of the normalized identifier may be generated by the hash engine **213**.

Once content has been locally cached, the cache policy manager **245** can, upon receiving future polling requests to contact the content server, retrieve the cached elements from the local cache to respond to the polling request made at the mobile device **250** such that a radio of the mobile device is not activated to service the polling request. Such servicing and fulfilling application (e.g., mobile application) requests locally via local cache entries allow for more efficient resource and mobile network traffic utilization and management since network bandwidth and other resources need not be used to request/receive poll responses which may have not changed from a response that has already been received at the mobile device **250**.

One embodiment of the cache policy manager **245** includes a poll schedule generator **247** which can generate a polling schedule for one or more applications on the mobile device **250**. The polling schedule can specify a polling interval that can be employed by the proxy server (e.g., proxy server **125** or **325** shown in the examples of FIG. 1B-1C and FIG. 5A) in monitoring the content source for one or more applications. The polling schedule can be determined, for example, based on the interval between the polling requests directed to the content source from the mobile device. In one embodiment, the poll interval detector **238** of the application behavior detector can monitor polling requests directed to a content source from the mobile device **250** in order to determine an interval between the polling requests made from any or all application (e.g., mobile application).

In one embodiment, the cache policy manager **245** sends the polling schedule is sent to the proxy server (e.g., proxy server **125** or **325** shown in the examples of FIG. 1B-1C and FIG. 5A) and can be used by the proxy server in monitoring the content source, for example, for changed or new content. The local cache invalidator **244** of the caching policy manager **245** can invalidate cache elements in the local cache (e.g., cache **185** or **285**) when new or changed data is detected from the application server/content source for a given request. The new or changed data can be, for example, detected by the proxy server. When a cache entry for a given request/poll has been invalidated and/or removed (e.g., deleted from cache) after invalidation, the use of the radio on the mobile device **250** can be enabled (e.g., by the local proxy or the cache policy manager **245**) to satisfy the subsequent polling requests, as further described with reference to the interaction diagram of FIG. 2B.

In another embodiment, the proxy server (e.g., proxy server **125** or **325** shown in the examples of FIG. 1B-1C and FIG. 5A) uses a modified version of a resource identifier used in a data request to monitor a given content source (the application server/content host **110** of FIG. 1B-1C to which the data request is addressed) for new or changed data. For example, in the instance where the content source or identifier is detected to employ cache defeat mechanisms, a modified (e.g., normalized) identifier can be used instead to poll the content source. The modified or normalized version of the identifier can be communicated to the proxy server by the caching policy manager **245**, or more specifically the cache defeat parameter handler **212** of the identifier normalizer **211**.

The modified identifier used by the proxy server to poll the content source on behalf of the mobile device/application (e.g., mobile application) may or may not be the same as the normalized identifier. For example, the normalized identifier may be the original identifier with the changing cache defeating parameter removed whereas the modified identifier uses a

substitute parameter in place of the parameter that is used to defeat cache (e.g., the changing parameter replaced with a static value or other predetermined value known to the local proxy and/or proxy server). The modified parameter can be determined by the local proxy **275** and communicated to the proxy server. The modified parameter may also be generated by the proxy server (e.g., by the identifier modifier module **353** shown in the example of FIG. **5C**).

One embodiment of the cache policy manager **245** includes a cache or connect selection engine **249** which can decide whether to use a locally cached entry to satisfy a poll/content request generated at the mobile device **250** by an application or widget. For example, the local proxy **275** or the cache policy manager **245** can intercept a polling request made by an application (e.g., mobile application) on the mobile device, to contact the application server/content provider. The selection engine **249** can determine whether the content received for the intercepted request has been locally stored as cache elements for deciding whether the a radio of the mobile device needs to be activated to satisfy the request made by the application (e.g., mobile application). In one embodiment, the local proxy **275**, in response to determining that relevant cached content exists and is still valid, can retrieve the cached elements from the local cache to provide a response to the application (e.g., mobile application) which made the polling request such that a radio of the mobile device is not activated to provide the response to the application (e.g., mobile application).

In one embodiment, the cached elements stored in the local cache **285** (shown in FIG. **4A**) can be identified using a normalized version of the identifier or a hash value of the normalized version of the identifier, for example, using the cache query module **229**. Cached elements can be stored with normalized identifiers which have cache defeating parameters removed or otherwise replaced such that the relevant cached elements can be identified and retrieved in the future to satisfy other requests employing the same type of cache defeat. For example, when an identifier utilized in a subsequent request is determined to be utilizing the same cache defeating parameter, the normalized version of this identifier can be generated and used to identify a cached response stored in the mobile device cache to satisfy the data request. The hash value of an identifier or of the normalized identifier may be generated by the hash engine **213** of the identifier normalizer **211**.

FIG. **4D** depicts a block diagram illustrating examples of additional components in the local proxy **275** shown in the example of FIG. **4A** which is further capable of performing mobile traffic categorization and policy implementation based on application behavior and/or user activity.

In this embodiment of the local proxy **275**, the user activity module **215** further includes one or more of, a user activity tracker **215a**, a user activity prediction engine **215b**, and/or a user expectation manager **215c**. The application behavior detect **236** can further include a prioritization engine **241a**, a time criticality detection engine **241b**, an application state categorizer **241c**, and/or an application traffic categorizer **241d**. The local proxy **275** can further include a backlight detector **219** and/or a network configuration selection engine **251**. The network configuration selection engine **251** can further include, one or more of, a wireless generation standard selector **251a**, a data rate specifier **251b**, an access channel selection engine **251c**, and/or an access point selector.

In one embodiment, the application behavior detector **236** is able to detect, determined, identify, or infer, the activity state of an application on the mobile device **250** to which traffic has originated from or is directed to, for example, via

the application state categorizer **241c** and/or the traffic categorizer **241d**. The activity state can be determined by whether the application is in a foreground or background state on the mobile device (via the application state categorizer **241c**) since the traffic for a foreground application vs. a background application may be handled differently.

In one embodiment, the activity state can be determined, detected, identified, or inferred with a level of certainty of heuristics, based on the backlight status of the mobile device **250** (e.g., by the backlight detector **219**) or other software agents or hardware sensors on the mobile device, including but not limited to, resistive sensors, capacitive sensors, ambient light sensors, motion sensors, touch sensors, etc. In general, if the backlight is on, the traffic can be treated as being or determined to be generated from an application that is active or in the foreground, or the traffic is interactive. In addition, if the backlight is on, the traffic can be treated as being or determined to be traffic from user interaction or user activity, or traffic containing data that the user is expecting within some time frame.

In one embodiment, the activity state is determined based on whether the traffic is interactive traffic or maintenance traffic. Interactive traffic can include transactions from responses and requests generated directly from user activity/interaction with an application and can include content or data that a user is waiting or expecting to receive. Maintenance traffic may be used to support the functionality of an application which is not directly detected by a user. Maintenance traffic can also include actions or transactions that may take place in response to a user action, but the user is not actively waiting for or expecting a response.

For example, a mail or message delete action at a mobile device **250** generates a request to delete the corresponding mail or message at the server, but the user typically is not waiting for a response. Thus, such a request may be categorized as maintenance traffic, or traffic having a lower priority (e.g., by the prioritization engine **241a**) and/or is not time-critical (e.g., by the time criticality detection engine **241b**).

Contrastingly, a mail 'read' or message 'read' request initiated by a user at the mobile device **250**, can be categorized as 'interactive traffic' since the user generally is waiting to access content or data when they request to read a message or mail. Similarly, such a request can be categorized as having higher priority (e.g., by the prioritization engine **241a**) and/or as being time critical/time sensitive (e.g., by the time criticality detection engine **241b**).

The time criticality detection engine **241b** can generally determine, identify, infer the time sensitivity of data contained in traffic sent from the mobile device **250** or to the mobile device from a host server (e.g., host **300**) or application server (e.g., app server/content source **110**). For example, time sensitive data can include, status updates, stock information updates, IM presence information, email messages or other messages, actions generated from mobile gaming applications, webpage requests, location updates, etc. Data that is not time sensitive or time critical, by nature of the content or request, can include requests to delete messages, mark-as-read or edited actions, application-specific actions such as a add-friend or delete-friend request, certain types of messages, or other information which does not frequently changing by nature, etc. In some instances when the data is not time critical, the timing with which to allow the traffic to pass through is set based on when additional data needs to be sent from the mobile device **250**. For example, traffic shaping engine **255** can align the traffic with one or more subsequent transactions to be sent together in a single power-on event of the mobile device radio (e.g., using the alignment module **256**

and/or the batching module **257**). The alignment module **256** can also align polling requests occurring close in time directed to the same host server, since these request are likely to be responded to with the same data.

In the alternate or in combination, the activity state can be determined from assessing, determining, evaluating, inferring, identifying user activity at the mobile device **250** (e.g., via the user activity module **215**). For example, user activity can be directly detected and tracked using the user activity tracker **215a**. The traffic resulting therefrom can then be categorized appropriately for subsequent processing to determine the policy for handling. Furthermore, user activity can be predicted or anticipated by the user activity prediction engine **215b**. By predicting user activity or anticipating user activity, the traffic thus occurring after the prediction can be treated as resulting from user activity and categorized appropriately to determine the transmission policy.

In addition, the user activity module **215** can also manage user expectations (e.g., via the user expectation manager **215c** and/or in conjunction with the activity tracker **215** and/or the prediction engine **215b**) to ensure that traffic is categorized appropriately such that user expectations are generally met. For example, a user-initiated action should be analyzed (e.g., by the expectation manager **215**) to determine or infer whether the user would be waiting for a response. If so, such traffic should be handled under a policy such that the user does not experience an unpleasant delay in receiving such a response or action.

In one embodiment, an advanced generation wireless standard network is selected for use in sending traffic between a mobile device and a host server in the wireless network based on the activity state of the application on the mobile device for which traffic is originated from or directed to. An advanced technology standards such as the 3G, 3.5G, 3G+, 4G, or LTE network can be selected for handling traffic generated as a result of user interaction, user activity, or traffic containing data that the user is expecting or waiting for. Advanced generation wireless standard network can also be selected for to transmit data contained in traffic directed to the mobile device which responds to foreground activities.

In categorizing traffic and defining a transmission policy for mobile traffic, a network configuration can be selected for use (e.g., by the network configuration selection engine **251**) on the mobile device **250** in sending traffic between the mobile device and a proxy server (**325**) and/or an application server (e.g., app server/host **110**). The network configuration that is selected can be determined based on information gathered by the application behavior module **236** regarding application activity state (e.g., background or foreground traffic), application traffic category (e.g., interactive or maintenance traffic), any priorities of the data/content, time sensitivity/criticality.

The network configuration selection engine **2510** can select or specify one or more of, a generation standard (e.g., via wireless generation standard selector **251a**), a data rate (e.g., via data rate specifier **251b**), an access channel (e.g., access channel selection engine **251c**), and/or an access point (e.g., via the access point selector **251d**), in any combination.

For example, a more advanced generation (e.g., 3G, LTE, or 4G or later) can be selected or specified for traffic when the activity state is in interaction with a user or in a foreground on the mobile device. Contrastingly, an older generation standard (e.g., 2G, 2.5G, or 3G or older) can be specified for traffic when one or more of the following is detected, the application is not interacting with the user, the application is running in

the background on the mobile device, or the data contained in the traffic is not time critical, or is otherwise determined to have lower priority.

Similarly, a network configuration with a slower data rate can be specified for traffic when one or more of the following is detected, the application is not interacting with the user, the application is running in the background on the mobile device, or the data contained in the traffic is not time critical. The access channel (e.g., Forward access channel or dedicated channel) can be specified.

FIG. 5A depicts a block diagram illustrating an example of server-side components in a distributed proxy and cache system residing on a host server **300** that manages traffic in a wireless network for resource conservation. The server-side proxy (or proxy server **325**) can further categorize mobile traffic and/or implement delivery policies based on application behavior, content priority, user activity, and/or user expectations.

The host server **300** generally includes, for example, a network interface **308** and/or one or more repositories **312**, **314**, and **316**. Note that server **300** may be any portable/mobile or non-portable device, server, cluster of computers and/or other types of processing units (e.g., any number of a machine shown in the example of FIG. 1B) able to receive or transmit signals to satisfy data requests over a network including any wired or wireless networks (e.g., WiFi, cellular, Bluetooth, etc.).

The network interface **308** can include networking module (s) or devices(s) that enable the server **300** to mediate data in a network with an entity that is external to the host server **300**, through any known and/or convenient communications protocol supported by the host and the external entity. Specifically, the network interface **308** allows the server **300** to communicate with multiple devices including mobile phone devices **350** and/or one or more application servers/content providers **310**.

The host server **300** can store information about connections (e.g., network characteristics, conditions, types of connections, etc.) with devices in the connection metadata repository **312**. Additionally, any information about third party application or content providers can also be stored in the repository **312**. The host server **300** can store information about devices (e.g., hardware capability, properties, device settings, device language, network capability, manufacturer, device model, OS, OS version, etc.) in the device information repository **314**. Additionally, the host server **300** can store information about network providers and the various network service areas in the network service provider repository **316**.

The communication enabled by network interface **308** allows for simultaneous connections (e.g., including cellular connections) with devices **350** and/or connections (e.g., including wired/wireless, HTTP, Internet connections, LAN, WiFi, etc.) with content servers/providers **310** to manage, the traffic between devices **350** and content providers **310**, for optimizing network resource utilization and/or to conserve power (battery) consumption on the serviced devices **350**. The host server **300** can communicate with mobile devices **350** serviced by different network service providers and/or in the same/different network service areas. The host server **300** can operate and is compatible with devices **350** with varying types or levels of mobile capabilities, including by way of example but not limitation, 1G, 2G, 2G transitional (2.5G, 2.75G), 3G (IMT-2000), 3G transitional (3.5G, 3.75G, 3.9G), 4G (IMT-advanced), etc.

In general, the network interface **308** can include one or more of a network adaptor card, a wireless network interface card (e.g., SMS interface, WiFi interface, interfaces for vari-

ous generations of mobile communication standards including but not limited to 1G, 2G, 3G, 3.5G, 4G type networks such as LTE, WiMAX, etc.), Bluetooth, WiFi, or any other network whether or not connected via a router, an access point, a wireless router, a switch, a multilayer switch, a protocol converter, a gateway, a bridge, a bridge router, a hub, a digital media receiver, and/or a repeater.

The host server **300** can further include server-side components of the distributed proxy and cache system which can include a proxy server **325** and a server cache **335**. In one embodiment, the proxy server **325** can include an HTTP access engine **345**, a caching policy manager **355**, a proxy controller **365**, a traffic shaping engine **375**, a new data detector **347** and/or a connection manager **395**.

The HTTP access engine **345** may further include a heartbeat manager **398**; the proxy controller **365** may further include a data invalidator module **368**; the traffic shaping engine **375** may further include a control protocol **376** and a batching module **377**. Additional or less components/modules/engines can be included in the proxy server **325** and each illustrated component.

As used herein, a “module,” a “manager,” a “handler,” a “detector,” an “interface,” a “controller,” a “normalizer,” a “generator,” an “invalidator,” or an “engine” includes a general purpose, dedicated or shared processor and, typically, firmware or software modules that are executed by the processor. Depending upon implementation-specific or other considerations, the module, manager, handler, detector, interface, controller, normalizer, generator, invalidator, or engine can be centralized or its functionality distributed. The module, manager, handler, detector, interface, controller, normalizer, generator, invalidator, or engine can include general or special purpose hardware, firmware, or software embodied in a computer-readable (storage) medium for execution by the processor. As used herein, a computer-readable medium or computer-readable storage medium is intended to include all mediums that are statutory (e.g., in the United States, under 35 U.S.C. 101), and to specifically exclude all mediums that are non-statutory in nature to the extent that the exclusion is necessary for a claim that includes the computer-readable (storage) medium to be valid. Known statutory computer-readable mediums include hardware (e.g., registers, random access memory (RAM), non-volatile (NV) storage, to name a few), but may or may not be limited to hardware.

In the example of a device (e.g., mobile device **350**) making an application or content request to an application server or content provider **310**, the request may be intercepted and routed to the proxy server **325** which is coupled to the device **350** and the application server/content provider **310**. Specifically, the proxy server is able to communicate with the local proxy (e.g., proxy **175** and **275** of the examples of FIG. 1 and FIG. 2 respectively) of the mobile device **350**, the local proxy forwards the data request to the proxy server **325** in some instances for further processing and, if needed, for transmission to the application server/content server **310** for a response to the data request.

In such a configuration, the host **300**, or the proxy server **325** in the host server **300** can utilize intelligent information provided by the local proxy in adjusting its communication with the device in such a manner that optimizes use of network and device resources. For example, the proxy server **325** can identify characteristics of user activity on the device **350** to modify its communication frequency. The characteristics of user activity can be determined by, for example, the activity/behavior awareness module **366** in the proxy controller **365** via information collected by the local proxy on the device **350**.

In one embodiment, communication frequency can be controlled by the connection manager **395** of the proxy server **325**, for example, to adjust push frequency of content or updates to the device **350**. For instance, push frequency can be decreased by the connection manager **395** when characteristics of the user activity indicate that the user is inactive. In one embodiment, when the characteristics of the user activity indicate that the user is subsequently active after a period of inactivity, the connection manager **395** can adjust the communication frequency with the device **350** to send data that was buffered as a result of decreased communication frequency to the device **350**.

In addition, the proxy server **325** includes priority awareness of various requests, transactions, sessions, applications, and/or specific events. Such awareness can be determined by the local proxy on the device **350** and provided to the proxy server **325**. The priority awareness module **367** of the proxy server **325** can generally assess the priority (e.g., including time-criticality, time-sensitivity, etc.) of various events or applications; additionally, the priority awareness module **367** can track priorities determined by local proxies of devices **350**.

In one embodiment, through priority awareness, the connection manager **395** can further modify communication frequency (e.g., use of radio as controlled by the radio controller **396**) of the server **300** with the devices **350**. For example, the server **300** can notify the device **350**, thus requesting use of the radio if it is not already in use when data or updates of an importance/priority level which meets a criteria becomes available to be sent.

In one embodiment, the proxy server **325** can detect multiple occurrences of events (e.g., transactions, content, data received from server/provider **310**) and allow the events to accumulate for batch transfer to device **350**. Batch transfer can be cumulated and transfer of events can be delayed based on priority awareness and/or user activity/application behavior awareness as tracked by modules **367** and/or **366**. For example, batch transfer of multiple events (of a lower priority) to the device **350** can be initiated by the batching module **377** when an event of a higher priority (meeting a threshold or criteria) is detected at the server **300**. In addition, batch transfer from the server **300** can be triggered when the server receives data from the device **350**, indicating that the device radio is already in use and is thus on. In one embodiment, the proxy server **325** can order the each messages/packets in a batch for transmission based on event/transaction priority such that higher priority content can be sent first in case connection is lost or the battery dies, etc.

In one embodiment, the server **300** caches data (e.g., as managed by the caching policy manager **355**) such that communication frequency over a network (e.g., cellular network) with the device **350** can be modified (e.g., decreased). The data can be cached, for example, in the server cache **335** for subsequent retrieval or batch sending to the device **350** to potentially decrease the need to turn on the device **350** radio. The server cache **335** can be partially or wholly internal to the host server **300**, although in the example of FIG. 5A it is shown as being external to the host **300**. In some instances, the server cache **335** may be the same as and/or integrated in part or in whole with another cache managed by another entity (e.g., the optional caching proxy server **199** shown in the example of FIG. 1C), such as being managed by an application server/content provider **310**, a network service provider, or another third party.

In one embodiment, content caching is performed locally on the device **350** with the assistance of host server **300**. For example, proxy server **325** in the host server **300** can query

the application server/provider **310** with requests and monitor changes in responses. When changed or new responses are detected (e.g., by the new data detector **347**), the proxy server **325** can notify the mobile device **350** such that the local proxy on the device **350** can make the decision to invalidate (e.g., indicated as out-dated) the relevant cache entries stored as any responses in its local cache. Alternatively, the data invalidator module **368** can automatically instruct the local proxy of the device **350** to invalidate certain cached data, based on received responses from the application server/provider **310**. The cached data is marked as invalid, and can get replaced or deleted when new content is received from the content server **310**.

Note that data change can be detected by the detector **347** in one or more ways. For example, the server/provider **310** can notify the host server **300** upon a change. The change can also be detected at the host server **300** in response to a direct poll of the source server/provider **310**. In some instances, the proxy server **325** can in addition, pre-load the local cache on the device **350** with the new/updated data. This can be performed when the host server **300** detects that the radio on the mobile device is already in use, or when the server **300** has additional content/data to be sent to the device **350**.

One or more the above mechanisms can be implemented simultaneously or adjusted/configured based on application (e.g., different policies for different servers/providers **310**). In some instances, the source provider/server **310** may notify the host **300** for certain types of events (e.g., events meeting a priority threshold level). In addition, the provider/server **310** may be configured to notify the host **300** at specific time intervals, regardless of event priority.

In one embodiment, the proxy server **325** of the host **300** can monitor/track responses received for the data request from the content source for changed results prior to returning the result to the mobile device, such monitoring may be suitable when data request to the content source has yielded same results to be returned to the mobile device, thus preventing network/power consumption from being used when no new changes are made to a particular requested. The local proxy of the device **350** can instruct the proxy server **325** to perform such monitoring or the proxy server **325** can automatically initiate such a process upon receiving a certain number of the same responses (e.g., or a number of the same responses in a period of time) for a particular request.

In one embodiment, the server **300**, through the activity/behavior awareness module **366**, is able to identify or detect user activity at a device that is separate from the mobile device **350**. For example, the module **366** may detect that a user's message inbox (e.g., email or types of inbox) is being accessed. This can indicate that the user is interacting with his/her application using a device other than the mobile device **350** and may not need frequent updates, if at all.

The server **300**, in this instance, can thus decrease the frequency with which new or updated content is sent to the mobile device **350**, or eliminate all communication for as long as the user is detected to be using another device for access. Such frequency decrease may be application specific (e.g., for the application with which the user is interacting with on another device), or it may be a general frequency decrease (E.g., since the user is detected to be interacting with one server or one application via another device, he/she could also use it to access other services.) to the mobile device **350**.

In one embodiment, the host server **300** is able to poll content sources **310** on behalf of devices **350** to conserve power or battery consumption on devices **350**. For example, certain applications on the mobile device **350** can poll its respective server **310** in a predictable recurring fashion. Such

recurrence or other types of application behaviors can be tracked by the activity/behavior module **366** in the proxy controller **365**. The host server **300** can thus poll content sources **310** for applications on the mobile device **350** that would otherwise be performed by the device **350** through a wireless (e.g., including cellular connectivity). The host server can poll the sources **310** for new or changed data by way of the HTTP access engine **345** to establish HTTP connection or by way of radio controller **396** to connect to the source **310** over the cellular network. When new or changed data is detected, the new data detector **347** can notify the device **350** that such data is available and/or provide the new/changed data to the device **350**.

In one embodiment, the connection manager **395** determines that the mobile device **350** is unavailable (e.g., the radio is turned off) and utilizes SMS to transmit content to the device **350**, for instance, via the SMSC shown in the example of FIG. 1C. SMS is used to transmit invalidation messages, batches of invalidation messages, or even content in the case where the content is small enough to fit into just a few (usually one or two) SMS messages. This avoids the need to access the radio channel to send overhead information. The host server **300** can use SMS for certain transactions or responses having a priority level above a threshold or otherwise meeting a criteria. The server **300** can also utilize SMS as an out-of-band trigger to maintain or wake-up an IP connection as an alternative to maintaining an always-on IP connection.

In one embodiment, the connection manager **395** in the proxy server **325** (e.g., the heartbeat manager **398**) can generate and/or transmit heartbeat messages on behalf of connected devices **350** to maintain a backend connection with a provider **310** for applications running on devices **350**.

For example, in the distributed proxy system, local cache on the device **350** can prevent any or all heartbeat messages needed to maintain TCP/IP connections required for applications from being sent over the cellular, or other, network and instead rely on the proxy server **325** on the host server **300** to generate and/or send the heartbeat messages to maintain a connection with the backend (e.g., application server/provider **110** in the example of FIG. 1A). The proxy server can generate the keep-alive (heartbeat) messages independent of the operations of the local proxy on the mobile device.

The repositories **312**, **314**, and/or **316** can additionally store software, descriptive data, images, system information, drivers, and/or any other data item utilized by other components of the host server **300** and/or any other servers for operation. The repositories may be managed by a database management system (DBMS), for example, which may be but is not limited to Oracle, DB2, Microsoft Access, Microsoft SQL Server, PostgreSQL, MySQL, FileMaker, etc.

The repositories can be implemented via object-oriented technology and/or via text files and can be managed by a distributed database management system, an object-oriented database management system (OODBMS) (e.g., ConceptBase, FastDB Main Memory Database Management System, JDOInstruments, ObjectDB, etc.), an object-relational database management system (ORDBMS) (e.g., Informix, OpenLink Virtuoso, VMDS, etc.), a file system, and/or any other convenient or known database management package.

FIG. 5B depicts a block diagram illustrating a further example of components in the caching policy manager **355** in the cache system shown in the example of FIG. 5A which is capable of caching and adapting caching strategies for application (e.g., mobile application) behavior and/or network conditions.

The caching policy manager **355**, in one embodiment, can further include a metadata generator **303**, a cache look-up

engine 305, an application protocol module 356, a content source monitoring engine 357 having a poll schedule manager 358, a response analyzer 361, and/or an updated or new content detector 359. In one embodiment, the poll schedule manager 358 further includes a host timing simulator 358a, a long poll request detector/manager 358b, a schedule update engine 358c, and/or a time adjustment engine 358d. The metadata generator 303 and/or the cache look-up engine 305 can be coupled to the cache 335 (or, server cache) for modification or addition to cache entries or querying thereof.

In one embodiment, the proxy server (e.g., the proxy server 125 or 325 of the examples of FIG. 1B-1C and FIG. 5A) can monitor a content source for new or changed data via the monitoring engine 357. The proxy server, as shown, is an entity external to the mobile device 250 of FIG. 4A-B. The content source (e.g., application server/content provider 110 of FIG. 1B-1C) can be one that has been identified to the proxy server (e.g., by the local proxy) as having content that is being locally cached on a mobile device (e.g., mobile device 150 or 250). The content source can be monitored, for example, by the monitoring engine 357 at a frequency that is based on polling frequency of the content source at the mobile device. The poll schedule can be generated, for example, by the local proxy and sent to the proxy server. The poll frequency can be tracked and/or managed by the poll schedule manager 358.

For example, the proxy server can poll the host (e.g., content provider/application server) on behalf of the mobile device and simulate the polling behavior of the client to the host via the host timing simulator 358a. The polling behavior can be simulated to include characteristics of a long poll request-response sequences experienced in a persistent connection with the host (e.g., by the long poll request detector/manager 358b). Note that once a polling interval/behavior is set, the local proxy 275 on the device-side and/or the proxy server 325 on the server-side can verify whether application and application server/content host behavior match or can be represented by this predicted pattern. In general, the local proxy and/or the proxy server can detect deviations and, when appropriate, re-evaluate and compute, determine, or estimate another polling interval.

In one embodiment, the caching policy manager 355 on the server-side of the distributed proxy can, in conjunction with or independent of the proxy server 275 on the mobile device, identify or detect long poll requests. For example, the caching policy manager 355 can determine a threshold value to be used in comparison with a response delay interval time in a request-response sequence for an application request to identify or detect long poll requests, possible long poll requests (e.g., requests for a persistent connection with a host with which the client communicates including, but not limited to, a long-held HTTP request, a persistent connection enabling COMET style push, request for HTTP streaming, etc.), or other requests which can otherwise be treated as a long poll request.

For example, the threshold value can be determined by the proxy 325 using response delay interval times for requests generated by clients/applications across mobile devices which may be serviced by multiple different cellular or wireless networks. Since the proxy 325 resides on host 300 is able to communicate with multiple mobile devices via multiple networks, the caching policy manager 355 has access to application/client information at a global level which can be used in setting threshold values to categorize and detect long polls.

By tracking response delay interval times across applications across devices over different or same networks, the

caching policy manager 355 can set one or more threshold values to be used in comparison with response delay interval times for long poll detection. Threshold values set by the proxy server 325 can be static or dynamic, and can be associated with conditions and/or a time-to-live (an expiration time/date in relative or absolute terms).

In addition, the caching policy manager 355 of the proxy 325 can further determine the threshold value, in whole or in part, based on network delays of a given wireless network, networks serviced by a given carrier (service provider), or multiple wireless networks. The proxy 325 can also determine the threshold value for identification of long poll requests based on delays of one or more application server/content provider (e.g., 110) to which application (e.g., mobile application) or mobile client requests are directed.

The proxy server can detect new or changed data at a monitored content source and transmits a message to the mobile device notifying it of such a change such that the mobile device (or the local proxy on the mobile device) can take appropriate action (e.g., to invalidate the cache elements in the local cache). In some instances, the proxy server (e.g., the caching policy manager 355) upon detecting new or changed data can also store the new or changed data in its cache (e.g., the server cache 135 or 335 of the examples of FIG. 1C and FIG. 5A, respectively). The new/updated data stored in the server cache 335 can be used in some instances to satisfy content requests at the mobile device; for example, it can be used after the proxy server has notified the mobile device of the new/changed content and that the locally cached content has been invalidated.

The metadata generator 303, similar to the metadata generator 203 shown in the example of FIG. 4B, can generate metadata for responses cached for requests at the mobile device 250. The metadata generator 303 can generate metadata for cache entries stored in the server cache 335. Similarly, the cache look-up engine 305 can include the same or similar functions are those described for the cache look-up engine 205 shown in the example of FIG. 4B.

The response analyzer 361 can perform any or all of the functionalities related to analyzing responses received for requests generated at the mobile device 250 in the same or similar fashion to the response analyzer 246d of the local proxy shown in the example of FIG. 4B. Since the proxy server 325 is able to receive responses from the application server/content source 310 directed to the mobile device 250, the proxy server 325 (e.g., the response analyzer 361) can perform similar response analysis steps to determine cacheability, as described for the response analyzer of the local proxy. The responses can be analyzed in addition to or in lieu of the analysis that can be performed at the local proxy 275 on the mobile device 250.

Furthermore, the schedule update engine 358c can update the polling interval of a given application server/content host based on application request interval changes of the application at the mobile device 250 as described for the schedule update engine in the local proxy 275. The time adjustment engine 358d can set an initial time at which polls of the application server/content host is to begin to prevent the serving of out of date content once again before serving fresh content as described for the schedule update engine in the local proxy 275. Both the schedule updating and the time adjustment algorithms can be performed in conjunction with or in lieu of the similar processes performed at the local proxy 275 on the mobile device 250.

FIG. 5C depicts a block diagram illustrating another example of components in the caching policy manager 355 in the proxy server 375 on the server-side of the distributed

proxy system shown in the example of FIG. 5A which is capable of managing and detecting cache defeating mechanisms and monitoring content sources.

The caching policy manager 355, in one embodiment, can further include a cache defeating source manager 352, a content source monitoring engine 357 having a poll schedule manager 358, and/or an updated or new content detector 359. The cache defeating source manager 352 can further include an identifier modifier module 353 and/or an identifier pattern tracking module 354.

In one embodiment, the proxy server (e.g., the proxy server 125 or 325 of the examples of FIG. 1B-1C and FIG. 5A) can monitor a content source for new or changed data via the monitoring engine 357. The content source (e.g., application server/content provider 110 of FIG. 1B-1C or 310 of FIG. 5A) can be one that has been identified to the proxy server (e.g., by the local proxy) as having content that is being locally cached on a mobile device (e.g., mobile device 150 or 250). The content source 310 can be monitored, for example, by the monitoring engine 357 at a frequency that is based on polling frequency of the content source at the mobile device. The poll schedule can be generated, for example, by the local proxy and sent to the proxy server 325. The poll frequency can be tracked and/or managed by the poll schedule manager 358.

In one embodiment, the proxy server 325 uses a normalized identifier or modified identifier in polling the content source 310 to detect new or changed data (responses). The normalized identifier or modified identifier can also be used by the proxy server 325 in storing responses on the server cache 335. In general, the normalized or modified identifiers can be used when cache defeat mechanisms are employed for cacheable content. Cache defeat mechanisms can be in the form of a changing parameter in an identifier such as a URI or URL and can include a changing time/data parameter, a randomly varying parameter, or other types parameters.

The normalized identifier or modified identifier removes or otherwise replaces the changing parameter for association with subsequent requests and identification of associated responses and can also be used to poll the content source. In one embodiment, the modified identifier is generated by the cache defeating source manager 352 (e.g., the identifier modifier module 353) of the caching policy manager 355 on the proxy server 325 (server-side component of the distributed proxy system). The modified identifier can utilize a substitute parameter (which is generally static over a period of time) in place of the changing parameter that is used to defeat cache.

The cache defeating source manager 352 optionally includes the identifier pattern tracking module 354 to track, store, and monitor the various modifications of an identifier or identifiers that address content for one or more content sources (e.g., application server/content host 110 or 310) to continuously verify that the modified identifiers and/or normalized identifiers used by the proxy server 325 to poll the content sources work as predicted or intended (e.g., receive the same responses or responses that are otherwise still relevant compared to the original, unmodified identifier).

In the event that the pattern tracking module 354 detects a modification or normalization of an identifier that causes erratic or unpredictable behavior (e.g., unexpected responses to be sent) on the content source, the tracking module 354 can log the modification and instruct the cache defeating source manager 352 to generate another modification/normalization, or notify the local proxy (e.g., local proxy 275) to generate another modification/normalization for use in polling the content source. In the alternative or in parallel, the requests from the given mobile application/client on the mobile device (e.g., mobile device 250) can temporarily be sent across the

network to the content source for direct responses to be provided to the mobile device and/or until a modification of an identifier which works can be generated.

In one embodiment, responses are stored as server cache elements in the server cache when new or changed data is detected for a response that is already stored on a local cache (e.g., cache 285) of the mobile device (e.g., mobile device 250). Therefore, the mobile device or local proxy 275 can connect to the proxy server 325 to retrieve the new or changed data for a response to a request which was previously cached locally in the local cache 285 (now invalid, out-dated, or otherwise determined to be irrelevant).

The proxy server 325 can detect new or changed data at a monitored application server/content host 310 and transmits a message to the mobile device notifying it of such a change such that the mobile device (or the local proxy on the mobile device) can take appropriate action (e.g., to invalidate the cache elements in the local cache). In some instances, the proxy server (e.g., the caching policy manager 355), upon detecting new or changed data, can also store the new or changed data in its cache (e.g., the server cache 135 or 335 of the examples of FIG. 1C and FIG. 5A, respectively). The updated/new data stored in the server cache can be used, in some instances, to satisfy content requests at the mobile device; for example, it can be used after the proxy server has notified the mobile device of the new/changed content and that the locally cached content has been invalidated.

FIG. 5D depicts a block diagram illustrating examples of additional components in proxy server 325 shown in the example of FIG. 5A which is further capable of performing mobile traffic categorization and policy implementation based on application behavior and/or traffic priority.

In one embodiment of the proxy server 325, the traffic shaping engine 375 is further coupled to a traffic analyzer 336 for categorizing mobile traffic for policy definition and implementation for mobile traffic and transactions directed to one or more mobile devices (e.g., mobile device 250 of FIG. 4A-2D) or to an application server/content host (e.g., 110 of FIG. 1B-1C). In general, the proxy server 325 is remote from the mobile devices and remote from the host server, as shown in the examples of FIG. 1B-1C. The proxy server 325 or the host server 300 can monitor the traffic for multiple mobile devices and is capable of categorizing traffic and devising traffic policies for different mobile devices.

In addition, the proxy server 325 or host server 300 can operate with multiple carriers or network operators and can implement carrier-specific policies relating to categorization of traffic and implementation of traffic policies for the various categories. For example, the traffic analyzer 336 of the proxy server 325 or host server 300 can include one or more of, a prioritization engine 341a, a time criticality detection engine 341b, an application state categorizer 341c, and/or an application traffic categorizer 341d.

Each of these engines or modules can track different criterion for what is considered priority, time critical, background/foreground, or interactive/maintenance based on different wireless carriers. Different criterion may also exist for different mobile device types (e.g., device model, manufacturer, operating system, etc.). In some instances, the user of the mobile devices can adjust the settings or criterion regarding traffic category and the proxy server 325 is able to track and implement these user adjusted/configured settings.

In one embodiment, the traffic analyzer 336 is able to detect, determine, identify, or infer, the activity state of an application on one or more mobile devices (e.g., mobile device 150 or 250) which traffic has originated from or is directed to, for example, via the application state categorizer

341c and/or the traffic categorizer **341d**. The activity state can be determined based on whether the application is in a foreground or background state on one or more of the mobile devices (via the application state categorizer **341c**) since the traffic for a foreground application vs. a background application may be handled differently to optimize network use.

In the alternate or in combination, the activity state of an application can be determined by the wirelessly connected mobile devices (e.g., via the application behavior detectors in the local proxies) and communicated to the proxy server **325**. For example, the activity state can be determined, detected, identified, or inferred with a level of certainty of heuristics, based on the backlight status at mobile devices (e.g., by a backlight detector) or other software agents or hardware sensors on the mobile device, including but not limited to, resistive sensors, capacitive sensors, ambient light sensors, motion sensors, touch sensors, etc. In general, if the backlight is on, the traffic can be treated as being or determined to be generated from an application that is active or in the foreground, or the traffic is interactive. In addition, if the backlight is on, the traffic can be treated as being or determined to be traffic from user interaction or user activity, or traffic containing data that the user is expecting within some time frame.

The activity state can be determined from assessing, determining, evaluating, inferring, identifying user activity at the mobile device **250** (e.g., via the user activity module **215**) and communicated to the proxy server **325**. In one embodiment, the activity state is determined based on whether the traffic is interactive traffic or maintenance traffic. Interactive traffic can include transactions from responses and requests generated directly from user activity/interaction with an application and can include content or data that a user is waiting or expecting to receive. Maintenance traffic may be used to support the functionality of an application which is not directly detected by a user. Maintenance traffic can also include actions or transactions that may take place in response to a user action, but the user is not actively waiting for or expecting a response.

The time criticality detection engine **341b** can generally determine, identify, infer the time sensitivity of data contained in traffic sent from the mobile device **250** or to the mobile device from the host server **300** or proxy server **325**, or the application server (e.g., app server/content source **110**). For example, time sensitive data can include, status updates, stock information updates, IM presence information, email messages or other messages, actions generated from mobile gaming applications, webpage requests, location updates, etc.

Data that is not time sensitive or time critical, by nature of the content or request, can include requests to delete messages, mark-as-read or edited actions, application-specific actions such as a add-friend or delete-friend request, certain types of messages, or other information which does not frequently changing by nature, etc. In some instances when the data is not time critical, the timing with which to allow the traffic to be sent to a mobile device is based on when there is additional data that needs to be sent to the same mobile device. For example, traffic shaping engine **375** can align the traffic with one or more subsequent transactions to be sent together in a single power-on event of the mobile device radio (e.g., using the alignment module **378** and/or the batching module **377**). The alignment module **378** can also align polling requests occurring close in time directed to the same host server, since these request are likely to be responded to with the same data.

In general, whether new or changed data is sent from a host server to a mobile device can be determined based on whether an application on the mobile device to which the new or

changed data is relevant, is running in a foreground (e.g., by the application state categorizer **341c**), or the priority or time criticality of the new or changed data. The proxy server **325** can send the new or changed data to the mobile device if the application is in the foreground on the mobile device, or if the application is in the foreground and in an active state interacting with a user on the mobile device, and/or whether a user is waiting for a response that would be provided in the new or changed data. The proxy server **325** (or traffic shaping engine **375**) can send the new or changed data that is of a high priority or is time critical.

Similarly, the proxy server **325** (or the traffic shaping engine **375**) can suppressing the sending of the new or changed data if the application is in the background on the mobile device. The proxy server **325** can also suppress the sending of the new or changed data if the user is not waiting for the response provided in the new or changed data; wherein the suppressing is performed by a proxy server coupled to the host server and able to wirelessly connect to the mobile device.

In general, if data, including new or change data is of a low priority or is not time critical, the proxy server can waiting to transfer the data until after a time period, or until there is additional data to be sent (e.g. via the alignment module **378** and/or the batching module **377**).

In FIG. **6** is a flow diagram depicting certain steps in a process for directing the initialization of fast dormancy in certain embodiments. The process **4100** may be implemented at a mobile device or a server, mutatis mutandis. At step **4101**, the system may monitor an indicia of activity, e.g. the activity of a mobile application on a mobile device. For example, a mobile device may monitor a plurality of applications located thereon via a local proxy, or a server system may retrieve information regarding applications running on a mobile device via server proxy. At step **4102** the system may adjust an initiation time (e.g., expedite, or withhold the sending of) of a request message (e.g., a radio release message, a radio release indicator request message, an SCRI request message, or in general modifying a time at which any request to trigger transition of a radio state is to be sent). For example, having determined that an application on the mobile device has completed transmissions, and is not simply suspended, the system may accelerate the onset of fast dormancy behavior. Particularly, if the application were an email application, a social networking application, or any other mobile application and it had completed requesting a status update (e.g., active foreground activity), the application would not be expected to make a subsequent request in the near or immediate future and fast dormancy could be initiated, without built in or default delay as implemented by operators, networks or other third parties. Conversely, where the application is suspended and if the system determines that a subsequent transmission/reception is imminent or if the data transmission suspension is only temporary, based on past behavior of the application or of the user, the system may delay or suspend the initialization of fast dormancy. The client sitting on the device knows about application behavior and knows whether data transmission is finished or simply suspended and it can provide that information to chip set to aide it in deciding to send signaling release request or not.

In FIG. **7A** is a flow diagram depicting certain steps in a process for directing the initialization of fast dormancy in one embodiments. The process **4200** may be implemented at a mobile device or a server, mutatis mutandis. At step **4201**, the system may monitor an indicia of contextual data. For example, a mobile device may monitor a status of a backlight or historical communication or application behavior at the

61

mobile device, e.g., the time of day at which the device is being used, frequency with which applications are switched, memory consumption by applications, etc. At step **4102** the system may adjust a delay or initiation time for a radio release indicator request message, (e.g., or modifying a time at which any request to trigger transition of a radio state is to be sent).

For example, having determined that an application on the mobile device has completed transmissions, and is not simply suspended, the system may accelerate the onset of fast dormancy behavior. Conversely, where the application is suspended and if the system determines that a subsequent transmission/reception is imminent, the system may delay the initialization of fast dormancy. The actual fast dormancy operation may not be operated or caused by the system but may be handled by a separate system, such as a chipset, which may be dedicated to that purpose.

Although the terms “indicia of contextual data” and “indicia of activity” may facilitate conceptual reference to different operations, behaviors, and features, one will recognize that the terms may sometimes refer to overlapping activities, behaviors, and data. For example, the behavior of an application within a particular situation may be both an indicia of activity and an indicia of contextual data.

An example method of radio state transition on a mobile device in a manner that is application aware in a mobile network in certain embodiments is depicted in FIG. 7B. In one implementation, for each application **4201** on a mobile device (e.g., mobile device **250**), the behavior of the application can be monitored at block **4203**. The behavior that can be monitored includes, but is not limited to: data transmission, data receiving, whether the application is operating in a background mode, connection set up, connection tear down, plans or patterns of transmitting and/or receiving data at certain points in time, and the like. Alternately, or in addition to the monitoring in block **4203**, in some implementations, information relating to historical behavior or behavior pertaining to the past operations of the application can be obtained and/or accessed at block **4202**.

At decision block **4204**, a determination can be made to ascertain if a data transmission or receiving is ongoing or is complete, or whether the type of data being transmitted warrants higher powered state (e.g., foreground data) or if lower powered state would suffice (e.g., background data). If the data transmission is not complete or is in a suspended state, an amount of time by which an initiation time for sending a radio release or radio release indicator request message should be delayed (e.g., or modifying a time at which any request to trigger transition of a radio state is to be sent) can be determined at block **4205**. The determination of the amount of time can be based on, for example, the current behavior (e.g., the data transmission progress, rate, party on the other side of the transmission, and/or the like), and/or the historical behavior (from block **4202**). In some implementations, the behavior information can be used to derive statistical information using which the fast dormancy optimizer (**401**, **501**) can predict the amount of time by which the sending of the SCRI request message should be delayed. At block **4208**, the a radio release or radio release indicator request can be sent to a network element such as the radio access network (RAN) node in the mobile network at an adjusted transmission time accounting for the determined delay time.

Alternately, if the data transmission/reception is complete as determined at decision block **4204**, an amount of time by which an initiation time for sending radio release or radio release indicator request should be accelerated (e.g., or modifying a time at which any request to trigger transition of a radio state is to be sent) is determined at block **4206**. As in the

62

case of determining the delay factor, the acceleration factor can also be determined or predicted based on current, historical and/or statistical information relating to the application and its behavior. At block **4209**, the a radio release or radio release indicator request is sent to can be sent to a network element such as the radio access network (RAN) node in the mobile network at an adjusted initiation time accounting for the determined acceleration time.

Alternately, in some implementations, it is possible to send a radio release or radio release indicator request immediately or with lesser delay after the data transmission/receiving is complete, as in block **4207**.

FIG. 8 depicts a table **700** showing examples of different traffic or application category types which can be used in implementing network access and content delivery policies. For example, traffic/application categories can include interactive or background, whether a user is waiting for the response, foreground/background application, and whether the backlight is on or off.

FIG. 9 depicts a table **800** showing examples of different content category types which can be used in implementing network access and content delivery policies. For example, content category types can include content of high or low priority, and time critical or non-time critical content/data.

FIG. 10 shows a diagrammatic representation of a machine in the example form of a computer system within which a set of instructions, for causing the machine to perform any one or more of the methodologies discussed herein, may be executed.

In alternative embodiments, the machine operates as a standalone device or may be connected (e.g., networked) to other machines. In a networked deployment, the machine may operate in the capacity of a server or a client machine in a client-server network environment, or as a peer machine in a peer-to-peer (or distributed) network environment.

The machine may be a server computer, a client computer, a personal computer (PC), a user device, a tablet PC, a laptop computer, a set-top box (STB), a personal digital assistant (PDA), a cellular telephone, an iPhone, an iPad, a Blackberry, a processor, a telephone, a web appliance, a network router, switch or bridge, a console, a hand-held console, a (hand-held) gaming device, a music player, any portable, mobile, hand-held device, or any machine capable of executing a set of instructions (sequential or otherwise) that specify actions to be taken by that machine.

While the machine-readable medium or machine-readable storage medium is shown in an exemplary embodiment to be a single medium, the term “machine-readable medium” and “machine-readable storage medium” should be taken to include a single medium or multiple media (e.g., a centralized or distributed database and/or associated caches and servers) that store the one or more sets of instructions. The term “machine-readable medium” and “machine-readable storage medium” shall also be taken to include any medium that is capable of storing, encoding or carrying a set of instructions for execution by the machine and that cause the machine to perform any one or more of the methodologies of the presently disclosed technique and innovation.

In general, the routines executed to implement the embodiments of the disclosure may be implemented as part of an operating system or a specific application, component, program, object, module or sequence of instructions referred to as “computer programs.” The computer programs typically comprise one or more instructions set at various times in various memory and storage devices in a computer that, when read and executed by one or more processing units or proces-

sors in a computer, cause the computer to perform operations to execute elements involving the various aspects of the disclosure.

Moreover, while embodiments have been described in the context of fully functioning computers and computer systems, those skilled in the art will appreciate that the various embodiments are capable of being distributed as a program product in a variety of forms, and that the disclosure applies equally regardless of the particular type of machine or computer-readable media used to actually effect the distribution.

Further examples of machine-readable storage media, machine-readable media, or computer-readable (storage) media include but are not limited to recordable type media such as volatile and non-volatile memory devices, floppy and other removable disks, hard disk drives, optical disks (e.g., Compact Disk Read-Only Memory (CD ROMS), Digital Versatile Disks, (DVDs), etc.), among others, and transmission type media such as digital and analog communication links.

Unless the context clearly requires otherwise, throughout the description and the claims, the words “comprise,” “comprising,” and the like are to be construed in an inclusive sense, as opposed to an exclusive or exhaustive sense; that is to say, in the sense of “including, but not limited to.” As used herein, the terms “connected,” “coupled,” or any variant thereof, means any connection or coupling, either direct or indirect, between two or more elements; the coupling of connection between the elements can be physical, logical, or a combination thereof. Additionally, the words “herein,” “above,” “below,” and words of similar import, when used in this application, shall refer to this application as a whole and not to any particular portions of this application. Where the context permits, words in the above Detailed Description using the singular or plural number may also include the plural or singular number respectively. The word “or,” in reference to a list of two or more items, covers all of the following interpretations of the word: any of the items in the list, all of the items in the list, and any combination of the items in the list.

The above detailed description of embodiments of the disclosure is not intended to be exhaustive or to limit the teachings to the precise form disclosed above. While specific embodiments of, and examples for, the disclosure are described above for illustrative purposes, various equivalent modifications are possible within the scope of the disclosure, as those skilled in the relevant art will recognize. For example, while processes or blocks are presented in a given order, alternative embodiments may perform routines having steps, or employ systems having blocks, in a different order, and some processes or blocks may be deleted, moved, added, subdivided, combined, and/or modified to provide alternative or sub-combinations. Each of these processes or blocks may be implemented in a variety of different ways. Also, while processes or blocks are at times shown as being performed in series, these processes or blocks may instead be performed in parallel, or may be performed at different times. Further any specific numbers noted herein are only examples: alternative implementations may employ differing values or ranges.

The teachings of the disclosure provided herein can be applied to other systems, not necessarily the system described above. The elements and acts of the various embodiments described above can be combined to provide further embodiments.

Any patents and applications and other references noted above, including any that may be listed in accompanying filing papers, are incorporated herein by reference. Aspects of the disclosure can be modified, if necessary, to employ the

systems, functions, and concepts of the various references described above to provide yet further embodiments of the disclosure.

These and other changes can be made to the disclosure in light of the above Detailed Description. While the above description describes certain embodiments of the disclosure, and describes the best mode contemplated, no matter how detailed the above appears in text, the teachings can be practiced in many ways. Details of the system may vary considerably in its implementation details, while still being encompassed by the subject matter disclosed herein. As noted above, particular terminology used when describing certain features or aspects of the disclosure should not be taken to imply that the terminology is being redefined herein to be restricted to any specific characteristics, features, or aspects of the disclosure with which that terminology is associated. In general, the terms used in the following claims should not be construed to limit the disclosure to the specific embodiments disclosed in the specification, unless the above Detailed Description section explicitly defines such terms. Accordingly, the actual scope of the disclosure encompasses not only the disclosed embodiments, but also all equivalent ways of practicing or implementing the disclosure under the claims.

While certain aspects of the disclosure are presented below in certain claim forms, the inventors contemplate the various aspects of the disclosure in any number of claim forms. For example, while only one aspect of the disclosure is recited as a means-plus-function claim under 35 U.S.C. §112, ¶6, other aspects may likewise be embodied as a means-plus-function claim, or in other forms, such as being embodied in a computer-readable medium. (Any claims intended to be treated under 35 U.S.C. §112, ¶6 will begin with the words “means for.”) Accordingly, the applicant reserves the right to add additional claims after filing the application to pursue such additional claim forms for other aspects of the disclosure.

The invention claimed is:

1. An application aware method of mobile network radio state transitioning from a higher power state to a lower power state, comprising:

providing a radio access network that receives mobile network radio signals including an information element, the radio access network further selectively transmitting a transition radio signal following receipt of the information element;

providing user equipment that transmits mobile network radio signals and that receives transition radio signals and then transitions the user equipment from a higher power state to a lower power state, wherein providing user equipment includes operating a fast dormancy optimizer that:

determines that the information element is to be sent to cause a transition from a higher power state to a lower power state based on a monitoring of a running application;

implements context awareness and learning and modifies, following the determination that the information element is to be sent, a send time at which the information element is to be sent based on said context awareness and learning; and

sends the information element, following the modification of the send time at which the information element is to be sent, at the modified send time.

2. The method of claim 1, further including using offline learning when learning.

3. The method of claim 1, further including using on-demand learning when learning.

65

4. The method of claim 3, further including using rules in a rule set when using on-demand learning.

5. The method of claim 1 in which the information element is included in a signaling connection release indication (SCRI) request.

6. A method for operating fast dormancy on a mobile device, comprising the steps of:

implementing application monitoring and determining that an information element is to be sent to cause a transition from a higher power state to a lower power state based on the monitoring of a running application;

implementing context awareness and learning and modifying, following the determination that the information element is to be sent, a send time at which the information element is to be sent based on said context awareness and learning; and

sending the information element, following the modification of the send time at which the information element is to be sent, at the modified send time.

7. The method of claim 6, including implementing context awareness to use statistical information gathered from the operation of the running application.

8. The method of claim 6, including implementing learning to use historical information learned from the operation of the running application.

9. The method of claim 6, including storing historical information in a local database.

10. The method of claim 6, further including implementing learning as on-demand learning.

11. The method of claim 10, further including implementing on-demand learning based on the operation of the running application.

66

12. The method of claim 11, further including implementing learning by adding rules to a rule set.

13. The method of claim 10, further including storing application profile information in a database.

14. A method for operating a mobile device, comprising the steps of:

implementing application monitoring and determining that an information element is to be sent to cause a transition from a higher power state to a lower power state should occur based on the monitoring of a running application;

implementing context awareness and learning and modifying, following the determination that the information element is to be sent, a send at which the information element is to be sent based on the context awareness and learning; and

sending the information element, following the modification of the send time at which the information element is to be sent, at the modified send time.

15. The method of claim 14 including implementing context awareness to use statistical information gathered from the operation of the running application.

16. The method of claim 14 including implementing learning to use historical information learned from the operation of the running application.

17. The method of claim 16 including storing historical information in a local database.

18. The method of claim 14, further including implementing learning as on-demand learning.

* * * * *