



US009271085B2

(12) **United States Patent**  
**Kim**

(10) **Patent No.:** **US 9,271,085 B2**  
(45) **Date of Patent:** **Feb. 23, 2016**

(54) **DAMPER OF A VOICE COIL PLATE FOR A PLATE SPEAKER**

USPC ..... 381/354, 398, 403, 404, 413, 431;  
455/575 X  
See application file for complete search history.

(75) Inventor: **Dong-Man Kim**, Seoul-si (KR)

(56) **References Cited**

(73) Assignee: **EXCELWAY INC.**, Seoul-si (KR)

U.S. PATENT DOCUMENTS

(\*) Notice: Subject to any disclaimer, the term of this patent is extended or adjusted under 35 U.S.C. 154(b) by 0 days.

6,973,194	B2 *	12/2005	Iwasa et al.	381/412
7,110,561	B2 *	9/2006	Kam	381/152
7,502,486	B2 *	3/2009	Shin et al.	381/396
2008/0205686	A1 *	8/2008	Tagami et al.	381/398
2008/0212808	A1 *	9/2008	Omoda	381/191

(21) Appl. No.: **13/989,485**

FOREIGN PATENT DOCUMENTS

(22) PCT Filed: **Nov. 11, 2011**

JP	10-191494	7/1998
JP	2002-176692	6/2002
JP	2002-218585	8/2002
KR	10-2010-0109636	10/2010

(86) PCT No.: **PCT/KR2011/008610**

§ 371 (c)(1),  
(2), (4) Date: **Jun. 14, 2013**

\* cited by examiner

(87) PCT Pub. No.: **WO2012/074223**

PCT Pub. Date: **Jun. 7, 2012**

*Primary Examiner* — Jesse Elbin

(65) **Prior Publication Data**

US 2013/0259272 A1 Oct. 3, 2013

(74) *Attorney, Agent, or Firm* — Occhiuti & Rohlicek LLP

(30) **Foreign Application Priority Data**

Nov. 29, 2010 (KR) ..... 10-2010-0119430

(57) **ABSTRACT**

(51) **Int. Cl.**

<b>H04R 9/04</b>	(2006.01)
<b>H04R 9/02</b>	(2006.01)
<b>H04R 9/06</b>	(2006.01)
<b>H04R 7/04</b>	(2006.01)

The present invention relates to a plate speaker, and more particularly, to a guide damper intended for a plate speaker and made of a flexible synthetic resin material. The guide damper for a voice coil plate for a plate speaker includes: a coil plate bonding part made of a flexible synthetic resin material and having an integrated structure, wherein the coil plate bonding part has a groove in the lengthwise direction thereof such that the voice coil plate is seated on the central portion thereof; an outer frame having a closed loop shape and adhering to a base frame defining the outer shape of the plate speaker, wherein the outer frame defines the outer shape of the damper; and a damper bridge connecting each of the left and right sides of the coil plate bonding part to the outer frame, wherein the damper bridge provides damping between the coil plate bonding part and the outer frame.

(52) **U.S. Cl.**

CPC ..... **H04R 9/043** (2013.01); **H04R 9/02** (2013.01); **H04R 9/06** (2013.01); **H04R 7/04** (2013.01)

**17 Claims, 2 Drawing Sheets**

(58) **Field of Classification Search**

CPC ..... H04R 7/04; H04R 7/16; H04R 9/02; H04R 9/041; H04R 9/043; H04R 9/047

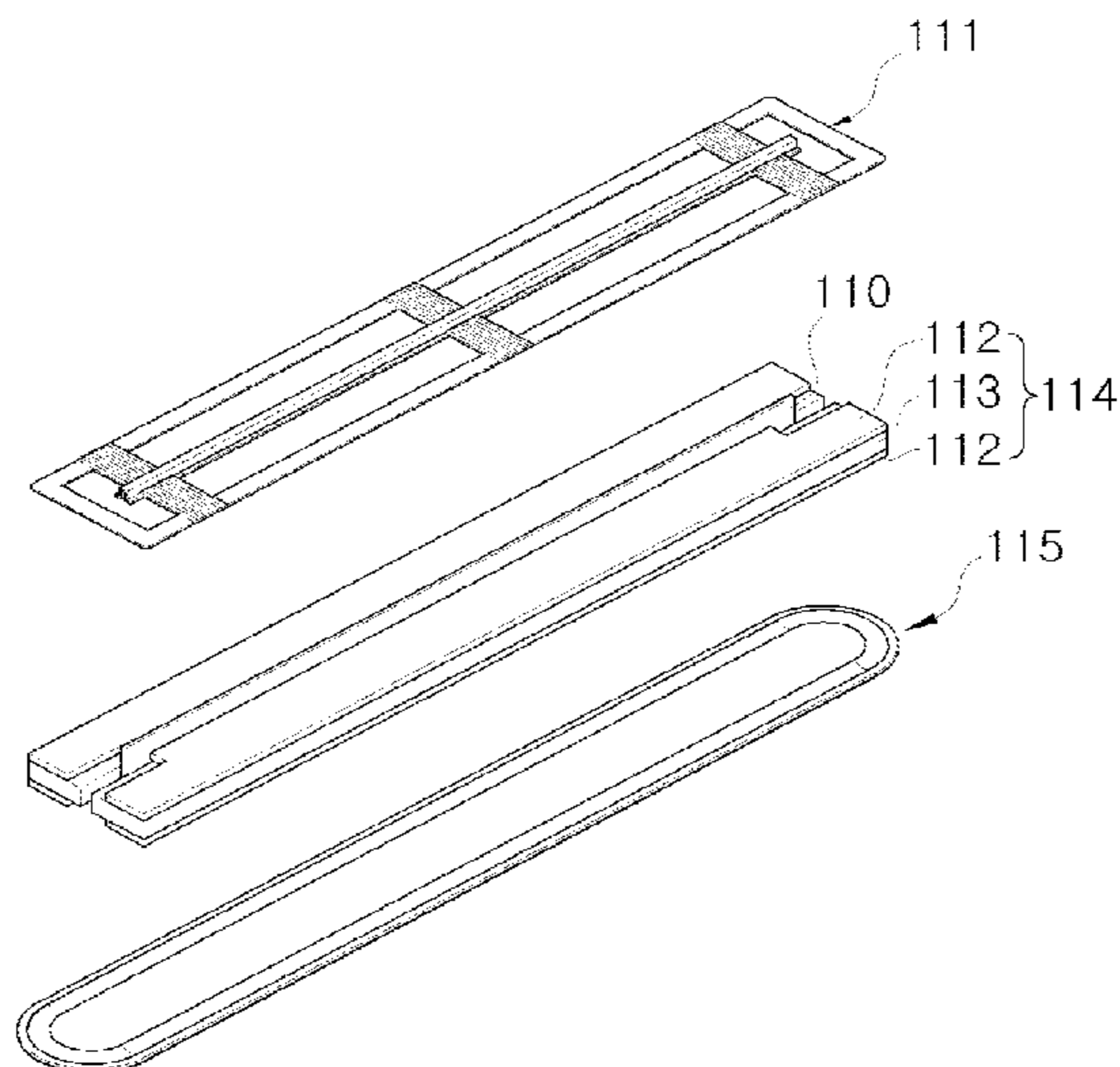


Fig. 1

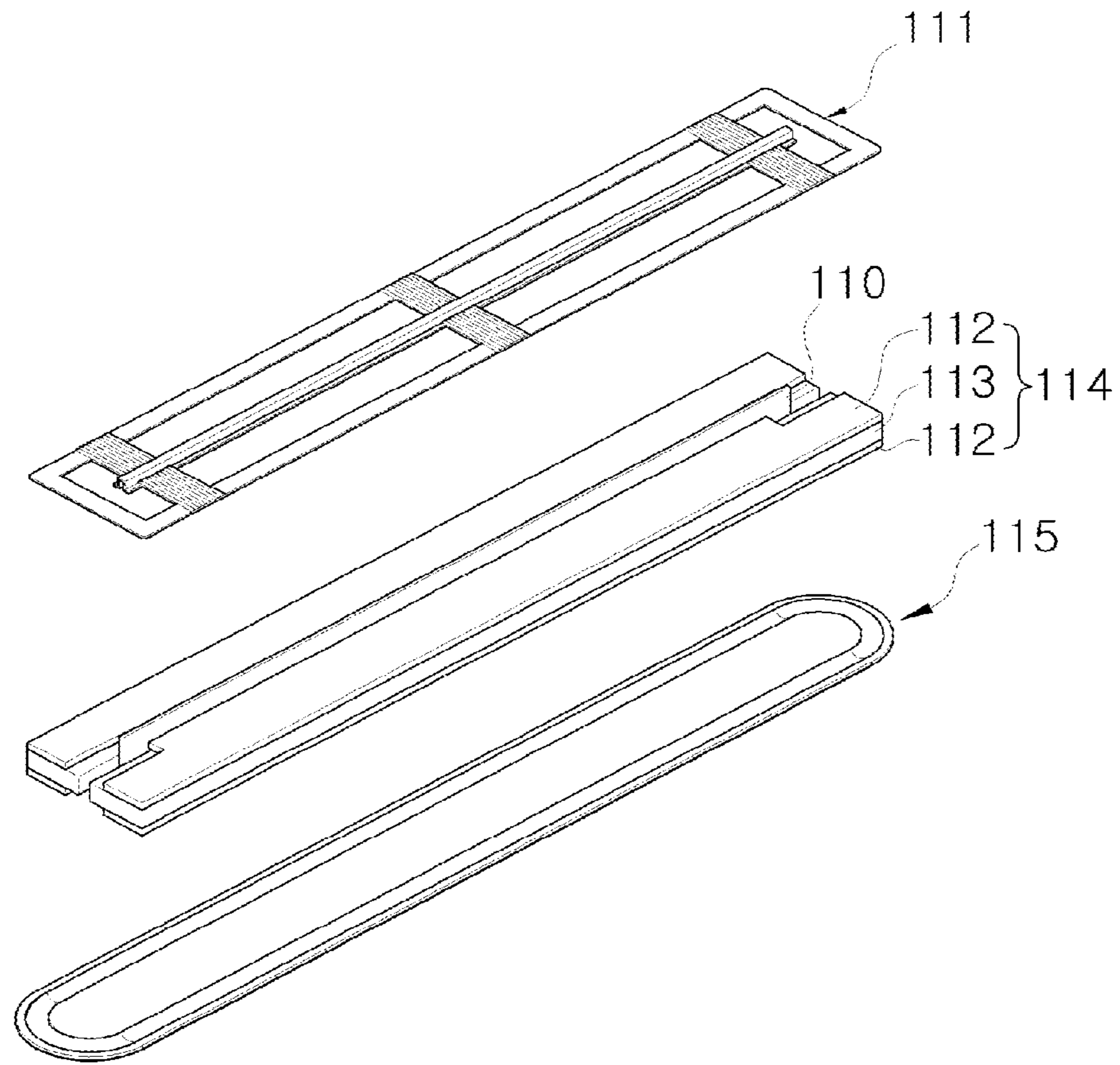


Fig. 2

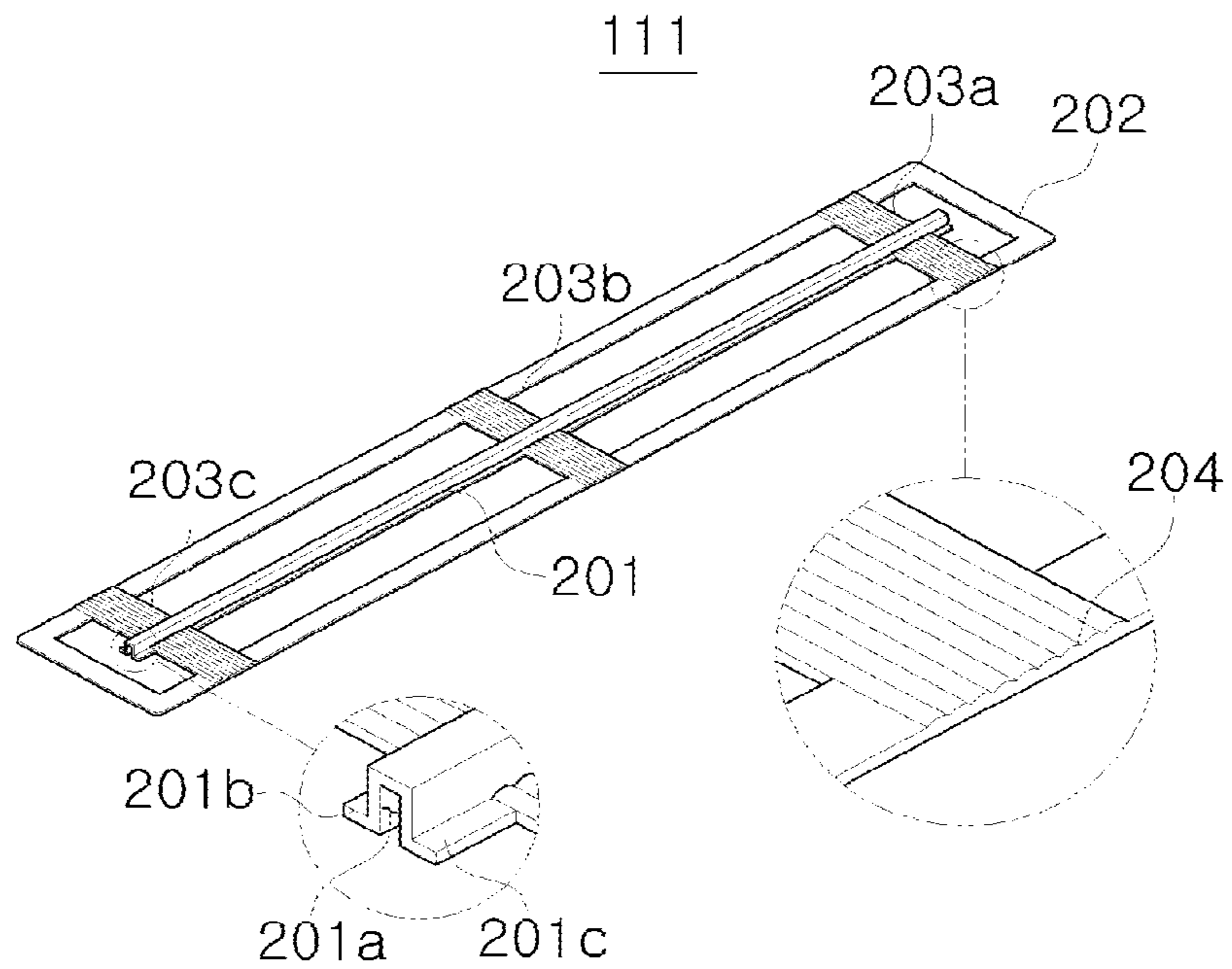


Fig. 3

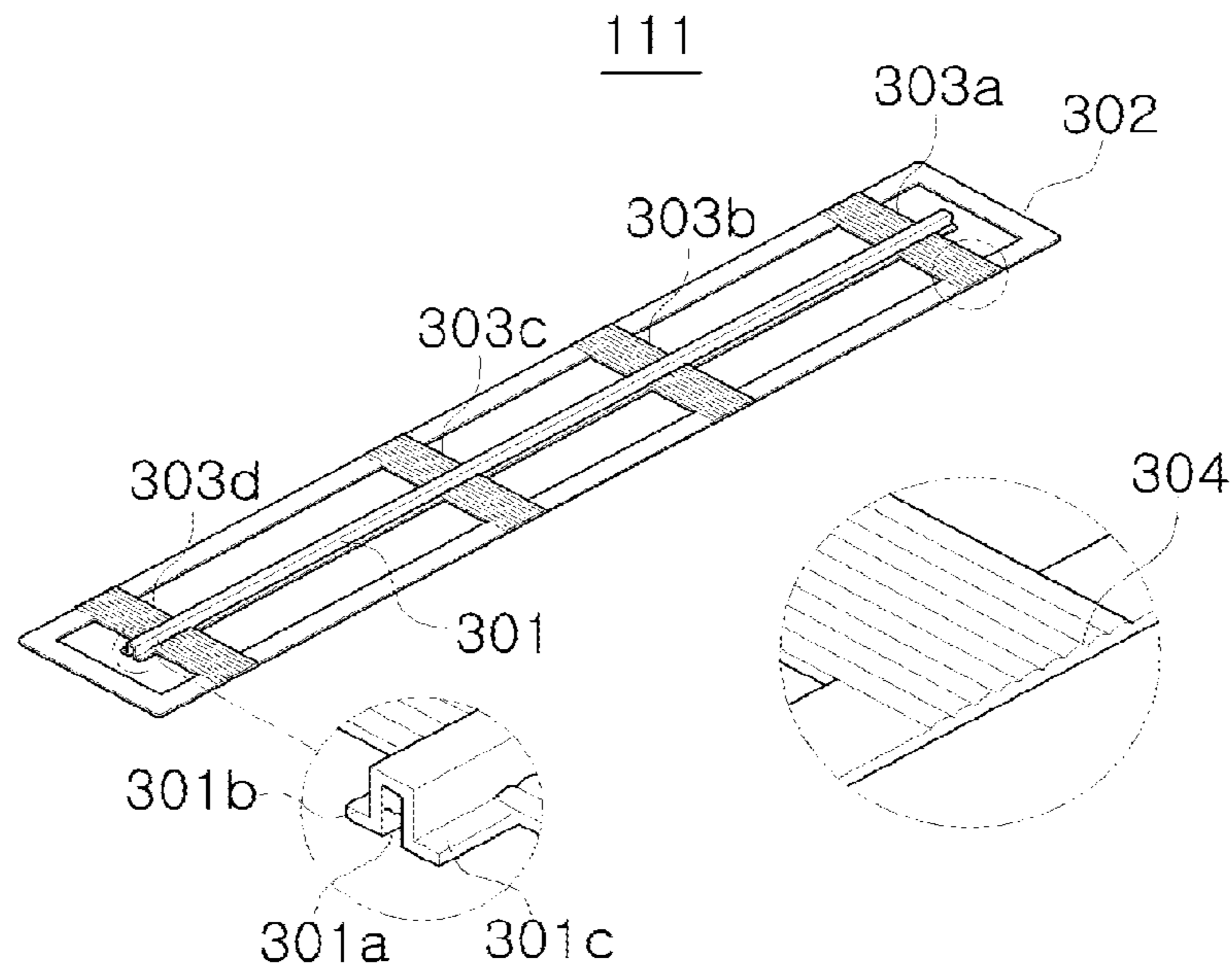
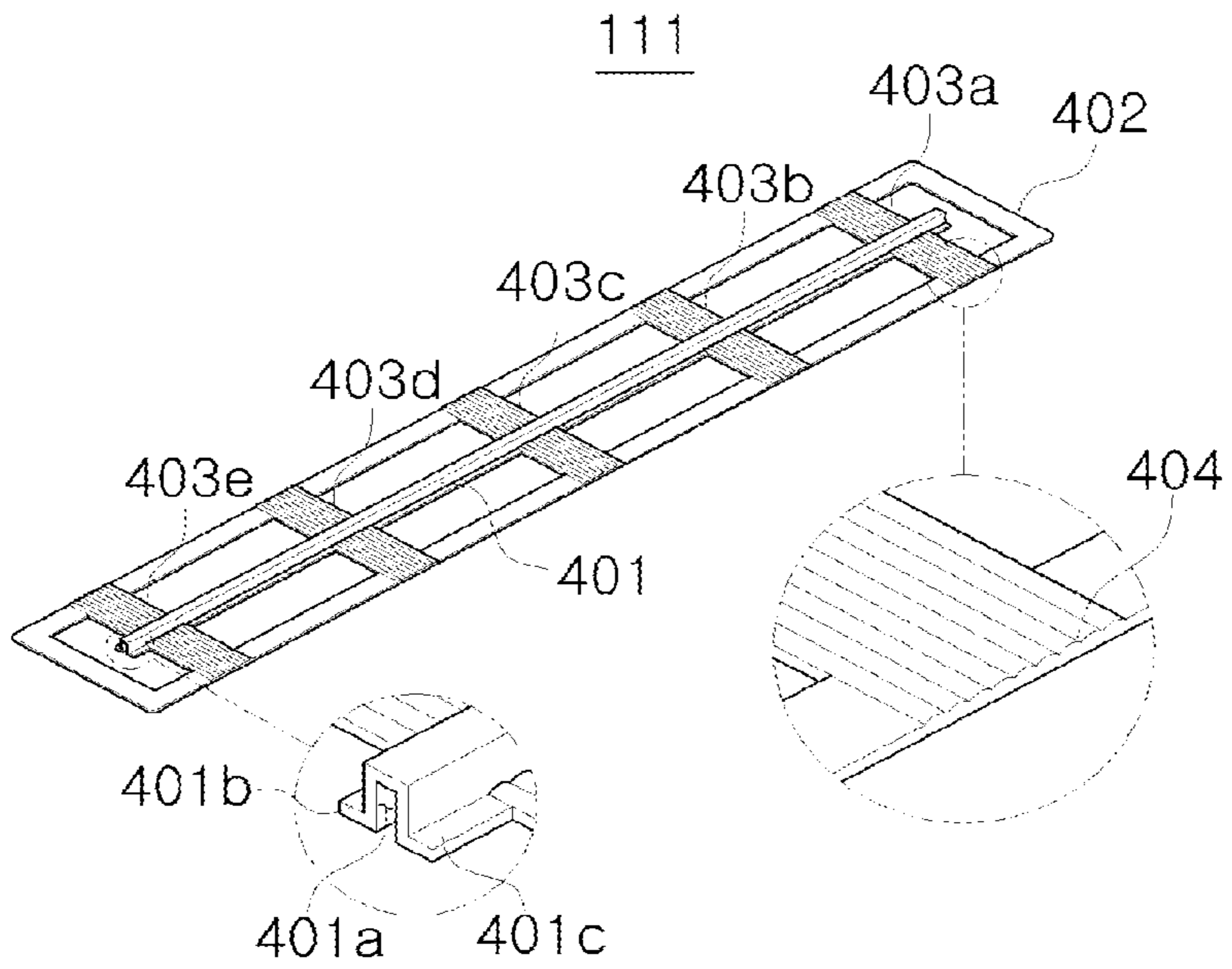


Fig. 4



1

**DAMPER OF A VOICE COIL PLATE FOR A  
PLATE SPEAKER****CROSS-REFERENCE TO RELATED  
APPLICATIONS**

This application is the National Stage of International Application No. PCT/KR2011/008610, filed on Nov. 11, 2011, which claims the priority of Korean Application No. 10-2010-0119430, filed on Nov. 29, 2010. The contents of both applications are hereby incorporated by reference in their entirety.

**TECHNICAL FIELD**

The present invention relates to a plate type speaker, and more specifically, to a guide damper for a plate type speaker made of a flexible synthetic resin.

**BACKGROUND ART**

A speaker has a voice coil and a diaphragm interposed between magnets and generates a sound as the diaphragm vibrates by the movement of the voice coil.

A plate type speaker has a plate voice coil and magnets arranged at both sides of the voice coil with a predetermined space, and an induced electromotive force is generated by the Fleming's left hand rule and the Lorentz rule to form a frequency corresponding to a voice and reproduce the sound by vibrating the diaphragm using the frequency.

The voice coil is spirally wound or printed as a pattern in an oval shape on one side or both sides of a coil base of a plate shape so as to form a voice coil plate.

The diaphragm is attached on the top of the voice coil plate in the lengthwise direction, and a sound is generated as the diaphragm vibrates according to the movement of the voice coil plate.

A guide damper is used to transfer the vibration from the voice coil plate to the diaphragm, and a damper covered with a piece of thin cloth or made of a metal material is used as the guide damper in the prior art.

In the plate type speaker, although the structure of the voice coil is important to efficiently transfer sound energies, damper capability of the guide damper, which is a medium for transferring the energies, is very important. For this reason, development of the guide damper is still under progress and advanced until present.

**DISCLOSURE OF INVENTION****Technical Problem**

Therefore, the present invention has been made in view of the above problems, and it is an object of the present invention to provide a damper made of a flexible rubber material, which can transfer further more sound energies to a diaphragm through a voice coil plate.

Another object of the present invention is to provide a damper made of a rubber material, which can lower manufacturing cost by manufacturing the damper as an integrated mold product, adhere the voice coil plate and the damper further easily, and strengthen adhesive force of the voice coil plate and the damper.

**Technical Solution**

To accomplish the above objects, according to one aspect of the present invention, there is provided a guide damper of

2

a voice coil plate for a plate type speaker, including: a coil plate bonding part made of a flexible synthetic resin material, having an integrated structure, and including a groove of a lengthwise direction formed at a central portion thereof so that the voice coil plate may be seated and bonded; an outer frame adhered on a base frame defining an outer appearance of the plate type speaker and formed in a closed loop shape configuring an outer appearance of the damper; and a damper bridge for connecting left and right sides of the coil plate bonding part to the outer frame and in charge of damping between the coil plate bonding part and the outer frame.

Here, preferably, the damper bridge has a predetermined width and includes a wrinkle part having wrinkles formed in a widthwise direction.

Here, preferably, the damper bridge is formed as many as three to five.

Here, preferably, the synthetic resin material is rubber.

**Advantageous Effects**

According to the configuration of the present invention described above, there is provided a damper for a plate type speaker, which can transfer further more sound energies to a diaphragm through a voice coil plate, lower manufacturing cost by manufacturing the damper as an integrated mold product, adhere the voice coil plate and the damper further easily, and strengthen adhesive force of the voice coil plate and the damper.

**BRIEF DESCRIPTION OF THE DRAWINGS**

FIG. 1 is an exploded perspective view showing a guide damper of a voice coil plate for a plate type speaker according to the present invention.

FIG. 2 is a perspective view showing a guide damper of a voice coil plate for a plate type speaker according to a first embodiment of the present invention.

FIG. 3 is a perspective view showing a guide damper of a voice coil plate for a plate type speaker according to a second embodiment of the present invention.

FIG. 4 is a perspective view showing a guide damper of a voice coil plate for a plate type speaker according to a third embodiment of the present invention.

**DESCRIPTION OF SYMBOLS**

110: Voice coil plate	111: Guide damper
112: Yoke	113: Magnet
114: Magnetic body	115: Diaphragm
201, 301, 401: Coil plate bonding part	
201a, 301a, 401a: Groove	
201b, 301b, 401b: Wing	202: Outer frame
203a, 203b, 203c, 303a, 303b, 303c, 303d, 403a, 403b, 403c, 403d, 403e: Damper bridge	

**BEST MODE FOR CARRYING OUT THE  
INVENTION**

Hereinafter, the structure and operation effect of a guide damper of a voice coil plate for a plate type speaker will be described with reference to the accompanying drawings.

FIG. 1 is an exploded perspective view showing a guide damper of a voice coil plate for a plate type speaker according to the present invention.

As shown in FIG. 1, a plate type speaker according to the present invention includes a voice coil plate **110** having a voice coil spirally wound or printed as a pattern, a pair of magnetic bodies **114** spaced apart from each other by a pre-determined distance on the left and right sides of the voice coil plate **110**, a guide damper **111** combined on the bottom of the voice coil plate **110** to support vertical movement of the voice coil plate **110** and a diaphragm **115** combined on the top of the voice coil plate **110** to transfer vibration energies as a sound, and the plate type speaker may further include a base frame (not shown) of a synthetic resin material, which forms an outer appearance and combines various parts.

The magnetic body **114** may be configured in the form of combining a magnet **113** in the middle and yokes or magnetic plates **112** on the top and bottom of the magnet **113**.

The plate type speaker of the present invention has the voice coil plate **110** and the magnetic bodies **114** arranged at both sides of the voice coil plate with a predetermined space, so that when a current flows through the voice coil, an induced electromotive force is generated by the Fleming's left hand rule and the Lorentz rule, and the voice coil plate **110** moves in the vertical direction by the induced electromotive force.

At this point, the guide damper **111** combined on the bottom of the voice coil plate **110** supports vertical movement of the voice coil plate **110** so that further more vibrations may be transferred to the diaphragm **115**.

Hereinafter, the structure of the guide damper **111** desired to be implemented in the present invention will be described through the preferred embodiments shown in FIGS. 2 to 4.

The guide damper **111** of the first to third embodiments is combined on the bottom of the voice coil plate **110** and functions as a leaf spring or a damper working as a supporting means for transferring further more vibration energies to the diaphragm.

The guide damper **111** is made of a flexible synthetic resin material, preferably a rubber material, and may be manufactured as a mold product injection-molded in one piece.

[Guide Damper According a First Embodiment of the Present Invention]

FIG. 2 is a perspective view showing a guide damper of a voice coil plate for a plate type speaker according to a first embodiment of the present invention.

As shown in FIG. 2, the guide damper **111** is formed in a rectangular shape extended in the lengthwise direction and made of a rubber material molding a coil plate bonding part **201**, an outer frame **202** and damper bridges **203a**, **203b** and **203c** in one piece.

The coil plate bonding part **201** is formed in the lengthwise direction and has a groove **201a** of a lengthwise direction formed at the central portion thereof so that the voice coil plate **110** may be seated and bonded, and wing parts **201b** and **201c** formed by extending both ends of the groove **201a**.

The groove **201a** of the coil plate bonding part **201** has a structure capable of maintaining the voice coil plate **110** to be positioned at the center and enhancing the bonding force.

The wing parts **201b** and **201c** function as a part for attaching the damper bridges **203a**, **203b** and **203c**.

The outer frame **202** is a part adhered on the base frame (not shown) which defines an outer appearance of the plate type speaker and formed in a closed loop shape configuring the outer appearance of the guide damper **111**.

The damper bridges **203a**, **203b** and **203c** respectively connect the left and right sides of the coil plate bonding part **201** to the outer frame **202** and add damping force between the coil plate bonding part **201** and the outer frame **202**.

In the first embodiment of the present invention, three damper bridges **203a**, **203b** and **203c** respectively having left and right sides are formed in the middle and at both ends of the guide damper **111**.

The damper bridges **203a**, **203b** and **203c** may have a plurality of wrinkle parts **204** wrinkled in the widthwise direction in order to enhance damping strength and tensile strength. In addition, although it is not shown in the figure, a plurality of thin lead lines having a reduced width may be configured instead of the wrinkle parts **204** so that the plurality of thin lead lines may form a damper bridge.

[Guide Damper According a Second Embodiment of the Present Invention]

FIG. 3 is a perspective view showing a guide damper of a voice coil plate for a plate type speaker according to a second embodiment of the present invention.

The configuration of the second embodiment of the present invention is the same as that of the first embodiment except that a damper bridge is further added.

As shown in FIG. 3, the guide damper **111** is formed in a rectangular shape extended in the lengthwise direction and made of a rubber material molding a coil plate bonding part **301**, an outer frame **302** and damper bridges **303a**, **303b**, **303c** and **303d** in one piece.

The coil plate bonding part **301** is formed in the lengthwise direction and has a groove **301a** of a lengthwise direction formed at the central portion thereof so that the voice coil plate **110** may be seated and bonded, and wing parts **301b** and **301c** formed by extending both ends of the groove **301a**.

The groove **301a** of the coil plate bonding part **301** has a structure capable of maintaining the voice coil plate **110** to be positioned at the center and enhancing the bonding force.

The wing parts **301b** and **301c** function as a part for attaching the damper bridges **303a**, **303b**, **303c** and **303d**.

The outer frame **302** is a part adhered on the base frame (not shown) which defines an outer appearance of the plate type speaker and formed in a closed loop shape configuring the outer appearance of the guide damper **111**.

The damper bridges **303a**, **303b**, **303c** and **303d** respectively connect the left and right sides of the coil plate bonding part **301** to the outer frame **302** and add damping force between the coil plate bonding part **301** and the outer frame **302**.

The damper bridges **303a**, **303b**, **303c** and **303d** may have a plurality of wrinkle parts **304** wrinkled in the widthwise direction in order to enhance damping strength and tensile strength.

[Guide Damper According a Third Embodiment of the Present Invention]

FIG. 4 is a perspective view showing a guide damper of a voice coil plate for a plate type speaker according to a third embodiment of the present invention.

The configuration of the third embodiment of the present invention is the same as that of the first embodiment except that two damper bridges are further added.

As shown in FIG. 4, the guide damper **111** is formed in a rectangular shape extended in the lengthwise direction and made of a rubber material molding a coil plate bonding part **401**, an outer frame **402** and damper bridges **403a**, **403b**, **403c**, **403d** and **403e** in one piece.

The coil plate bonding part **401** is formed in the lengthwise direction and has a groove **401a** of a lengthwise direction formed at the central portion thereof so that the voice coil plate **110** may be seated and bonded, and wing parts **401b** and **401c** formed by extending both ends of the groove **401a**.

## 5

The groove **401a** of the coil plate bonding part **401** has a structure capable of maintaining the voice coil plate **110** to be positioned at the center and enhancing the bonding force.

The wing parts **401b** and **401c** function as a part for attaching the damper bridges **403a**, **403b**, **403c**, **403d** and **403e**.

The outer frame **402** is a part adhered on the base frame (not shown) which defines an outer appearance of the plate type speaker and formed in a closed loop shape configuring the outer appearance of the guide damper **111**.

The damper bridges **403a**, **403b**, **403c**, **403d** and **403e** respectively connect the left and right sides of the coil plate bonding part **401** to the outer frame **402** and add damping force between the coil plate bonding part **401** and the outer frame **402**.

The damper bridges **403a**, **403b**, **403c**, **403d** and **403e** may have a plurality of wrinkle parts **404** wrinkled in the widthwise direction in order to enhance damping strength and tensile strength.

The number of damper bridges used in the damper of the present invention described above may be correlated with the length of the plate type speaker, and it will not make a problem if one or more damper bridges are used. However, since the damping force may be excessively lowered if less than three damper bridges are used and damping capability may be lowered if five or more damper bridges are used, it is preferable to maximize the damping force by installing three to five damper bridges as shown in the first to third embodiments of the present invention.

While the present invention has been described with reference to the particular illustrative embodiments, it is not to be restricted by the embodiments but only by the appended claims. It is to be appreciated that those skilled in the art can change or modify the embodiments without departing from the scope and spirit of the present invention.

The invention claimed is:

**1.** A guide damper of a voice coil plate for a plate type speaker, the guide damper comprising:

an outer frame adhered on a base frame defining an outer appearance of the plate type speaker and formed in a closed loop shape configuring an outer appearance of the damper, the outer frame having:

a first side;  
a second side extending parallel to the first side;  
a third side extending transverse to the first side; and  
a fourth side extending parallel to the third side;

a coil plate bonding part made of a flexible synthetic resin material, having an integrated structure, the coil plate extending parallel to the first side and second side, the coil plate including a groove formed at a central portion thereof and extending the length of the coil plate bonding part so that the voice coil plate may be seated and bonded to the coil plate bonding part;

and

a damper bridge extending in parallel with the third side and the fourth side, the damper bridge extending between the coil plate bonding part and the outer frame to provide damping between the coil plate bonding part and the outer frame.

**2.** The guide damper according to claim **1**, wherein the damper bridge has a predetermined width and includes a wrinkle part having wrinkles formed in a widthwise direction.

**3.** The guide damper according to claim **1**, wherein the damper bridge is formed with as many as three to five bridge portions.

**4.** The guide damper according to claim **1**, wherein the synthetic resin material is rubber.

## 6

**5.** The guide damper according to claim **1**, comprising a plurality of damper bridges, a first damper bridge and a second damper bridge disposed at first distal end and a second distal end, respectively of the coil plate bonding part.

**6.** The guide damper according to claim **5**, further comprising a third damper bridge disposed between the first damper bridge and the second damper bridge.

**7.** The guide damper according to claim **1**, wherein the coil plate bonding part includes:

a first wall having a first end and a second end;  
a second wall connected to the first end of the first wall and extending transverse to the first wall;  
a third wall connected to the second end of the first wall and extending transverse to the first wall;  
wherein the first wall, second wall and third wall defining the groove.

**8.** The guide damper according to claim **7**, wherein the coil plate bonding part includes:

a first wing part extending in transverse direction from a distal end of the second wall and towards the outer frame; and  
a second wing part extending in transverse direction from a distal end of the third wall and towards the outer frame.

**9.** A speaker comprising:

a diaphragm;  
a voice coil plate; and  
a guide damper of a voice coil plate for a plate type speaker, the guide damper including:  
an outer frame adhered on a base frame defining an outer appearance of the plate type speaker and formed in a closed loop shape configuring an outer appearance of the damper, the outer frame having:  
a first side;  
a second side extending parallel to the first side;  
a third side extending transverse to the first side; and  
a fourth side extending parallel to the third side;

a coil plate bonding part made of a flexible synthetic resin material, having an integrated structure, the coil plate extending parallel to the first side and second side, the coil plate including a groove formed at a central portion thereof and extending the length of the coil plate bonding part so that the voice coil plate may be seated and bonded to the coil plate bonding part; and

a damper bridge extending in parallel with the third side and the fourth side, the damper bridge extending between the coil plate bonding part and the outer frame to provide damping between the coil plate bonding part and the outer frame.

**10.** The speaker according to claim **9**, wherein the voice coil plate includes a pair of magnetic bodies spaced apart from each other.

**11.** The speaker according to claim **9**, wherein the damper bridge has a predetermined width and includes a wrinkle part having wrinkles formed in a widthwise direction.

**12.** The speaker according to claim **9**, wherein the damper bridge is formed with as many as three to five bridge portions.

**13.** The speaker according to claim **9**, wherein the synthetic resin material is rubber.

**14.** The speaker according to claim **9**, wherein the guide damper further comprises a plurality of damper bridges, a first damper bridge and a second damper bridge disposed at first distal end and a second distal end, respectively of the coil plate bonding part.

15. The speaker according to claim 14, wherein the guide damper further comprises a third damper bridge disposed between the first damper bridge and the second damper bridge.

16. The speaker according to claim 9, wherein the coil plate bonding part includes: 5

- a first wall having a first end and a second end;
- a second wall connected to the first end of the first wall and extending transverse to the first wall;
- a third wall connected to the second end of the first wall and extending transverse to the first wall; 10
- wherein the first wall, second wall and third wall defining the groove.

17. The speaker according to claim 16, wherein the coil plate bonding part includes: 15

- a first wing part extending in transverse direction from a distal end of the second wall and towards the outer frame; and
- a second wing part extending in transverse direction from a distal end of the third wall and towards the outer frame. 20

\* \* \* \* \*