



US009270653B2

(12) **United States Patent**
Maria

(10) **Patent No.:** **US 9,270,653 B2**
(45) **Date of Patent:** **Feb. 23, 2016**

(54) **CARRIER NETWORK SECURITY
INTERFACE FOR FIELDDED DEVICES**

(75) Inventor: **Arturo Maria**, Bellevue, WA (US)

(73) Assignee: **AT&T MOBILITY II LLC**, Atlanta,
GA (US)

(*) Notice: Subject to any disclaimer, the term of this
patent is extended or adjusted under 35
U.S.C. 154(b) by 369 days.

7,949,329 B2 * 5/2011 Benco H04W 12/12
455/410
8,028,329 B2 * 9/2011 Whitcomb G06F 21/33
726/5
8,064,909 B2 * 11/2011 Spinelli H04W 36/36
455/436
8,224,308 B1 * 7/2012 Gavrylyako H04L 67/306
455/405
8,254,915 B2 * 8/2012 Kozisek H04W 12/08
455/410
8,315,198 B2 * 11/2012 Corneille G06F 8/61
340/7.2
8,412,387 B2 * 4/2013 Park G06Q 50/06
307/118

(21) Appl. No.: **13/105,836**

(Continued)

(22) Filed: **May 11, 2011**

OTHER PUBLICATIONS

(65) **Prior Publication Data**

US 2012/0291124 A1 Nov. 15, 2012

A Secure and Reliable In-network Collaborative Communication
Scheme for Advanced Metering Infrastructure in Smart Grid; Yun Ye
et al.; Jan. 1, 2011; IEEE WCNC 2011.*

(Continued)

(51) **Int. Cl.**

H04L 29/06 (2006.01)
H04L 12/14 (2006.01)
H04L 12/06 (2006.01)

Primary Examiner — James Turchen

(74) *Attorney, Agent, or Firm* — Amin, Turocy & Watson,
LLP

(52) **U.S. Cl.**

CPC **H04L 63/08** (2013.01); **H04L 12/14**
(2013.01); **H04L 12/1403** (2013.01); **H04L**
63/0442 (2013.01); **H04L 63/062** (2013.01);
H04L 63/0869 (2013.01); **H04L 63/105**
(2013.01); **H04L 63/20** (2013.01); **H04L 12/06**
(2013.01)

(57) **ABSTRACT**

The disclosed subject matter provides carrier-side security
services for fielded devices. In contrast to conventional
authentication systems for fielded devices, wherein an end-
to-end communications pathway is typically established for
authentication of a fielded device by a back-end service pro-
vider, authentication and security services can be moved into
the carrier network. A security service monitor component
can be at the carrier network and can authenticate field com-
ponents without establishing a communications pathway to
the back-end service provider. Further, security service moni-
tor component can provide security services for communica-
tions with an authenticated field component. In an aspect, this
can allow for centralization of security elements from the
periphery of back-end service providers into the carrier net-
work. In a further aspect, security service monitor component
can host a security services platform for back-end service
providers.

(58) **Field of Classification Search**

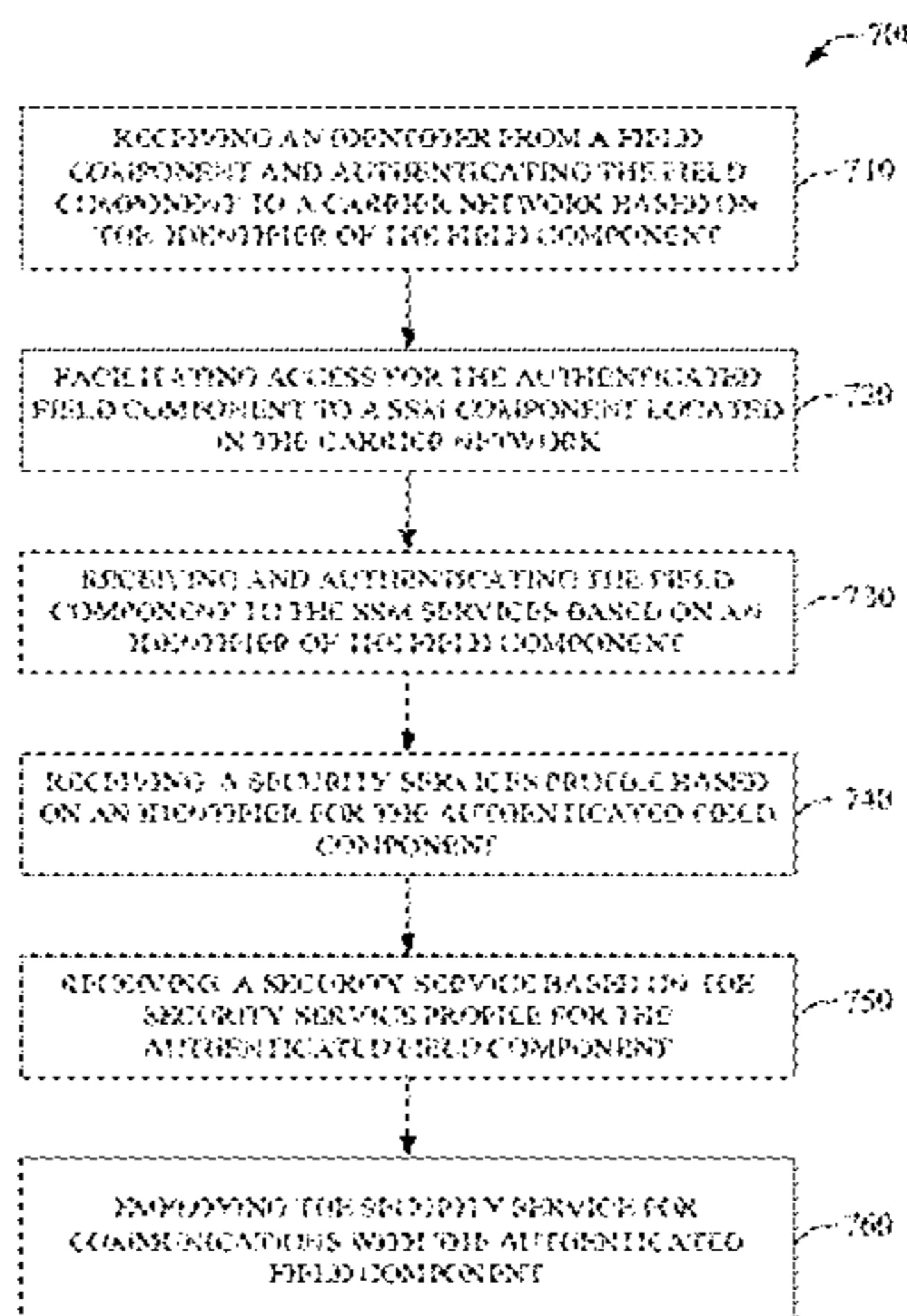
CPC H04L 63/0442; H04L 63/062; H04L
63/0869; H04L 12/14; H04L 12/1403; H04W
12/06
USPC 726/2, 3, 28
See application file for complete search history.

(56) **References Cited**

U.S. PATENT DOCUMENTS

6,308,203 B1 * 10/2001 Itabashi G06F 17/30867
707/999.01
7,653,200 B2 * 1/2010 Karmi H04L 12/5692
380/270

20 Claims, 10 Drawing Sheets



(56)

References Cited

U.S. PATENT DOCUMENTS

8,520,615 B2 *	8/2013	Mehta	H04W 8/082 370/329	2008/0318550 A1 *	12/2008	DeAtley	H04L 63/08 455/411
8,578,057 B2 *	11/2013	Omar	G06F 17/30905 709/203	2009/0061840 A1 *	3/2009	Fleischman	H04L 41/0809 455/419
8,601,569 B2 *	12/2013	Segre	H04L 63/162 726/15	2009/0172802 A1 *	7/2009	Mosek	H04L 67/2819 726/12
8,607,309 B2 *	12/2013	Ropolyi	H04W 48/16 380/247	2009/0235069 A1 *	9/2009	Sonnega	H04L 63/062 713/156
8,688,970 B2 *	4/2014	Bachmann	H04L 63/0428 713/151	2009/0254993 A1 *	10/2009	Leone	G06F 21/51 726/25
2002/0018456 A1 *	2/2002	Kakemizu	H04L 12/4675 370/338	2010/0115598 A1 *	5/2010	Barriga	H04W 12/06 726/8
2002/0107985 A1 *	8/2002	Hwang	G06F 17/30905 709/246	2010/0312692 A1 *	12/2010	Teicher	G06Q 20/10 705/39
2002/0138635 A1 *	9/2002	Redlich	H04L 12/2856 709/229	2011/0016517 A1 *	1/2011	Kasahara	G01D 4/002 726/7
2003/0159072 A1 *	8/2003	Bellinger	H04L 63/0272 726/8	2011/0062230 A1 *	3/2011	Ward, II	G06Q 20/105 235/377
2004/0152446 A1 *	8/2004	Saunders	H04L 29/12009 455/411	2011/0213688 A1 *	9/2011	Santos	G06Q 30/04 705/34
2006/0021004 A1 *	1/2006	Moran	H04L 63/08 726/2	2011/0271110 A1 *	11/2011	Ohba	H04L 9/0891 713/168
2006/0025149 A1 *	2/2006	Karaoguz	H04N 21/4126 455/452.2	2012/0005746 A1 *	1/2012	Wei	H04L 63/0272 726/15
2006/0090067 A1 *	4/2006	Edmonds	H04L 63/083 713/159	2012/0040638 A1 *	2/2012	Lovell, Jr.	G06Q 20/16 455/406
2006/0271785 A1 *	11/2006	Holtmanns	H04L 63/06 713/171	2012/0054098 A1 *	3/2012	Yu	G06Q 20/102 705/40
2007/0149170 A1 *	6/2007	Bloebaum	H04L 63/0853 455/411	2012/0130891 A1 *	5/2012	Bogaard	G07B 15/02 705/40
2008/0222304 A1 *	9/2008	Sibal	H04L 69/16 709/238	2012/0284785 A1 *	11/2012	Salkintzis	G06F 21/43 726/7
2008/0227391 A1 *	9/2008	Rosenberg	G06Q 20/3226 455/41.1					
2008/0275819 A1 *	11/2008	Rifai	G06Q 20/32 705/44					

OTHER PUBLICATIONS

Issues and Challenges in Provisioning Keys to Smart Objects; Yoshihiro Ohba; Toshiba; Mar. 2, 2011.*

* cited by examiner

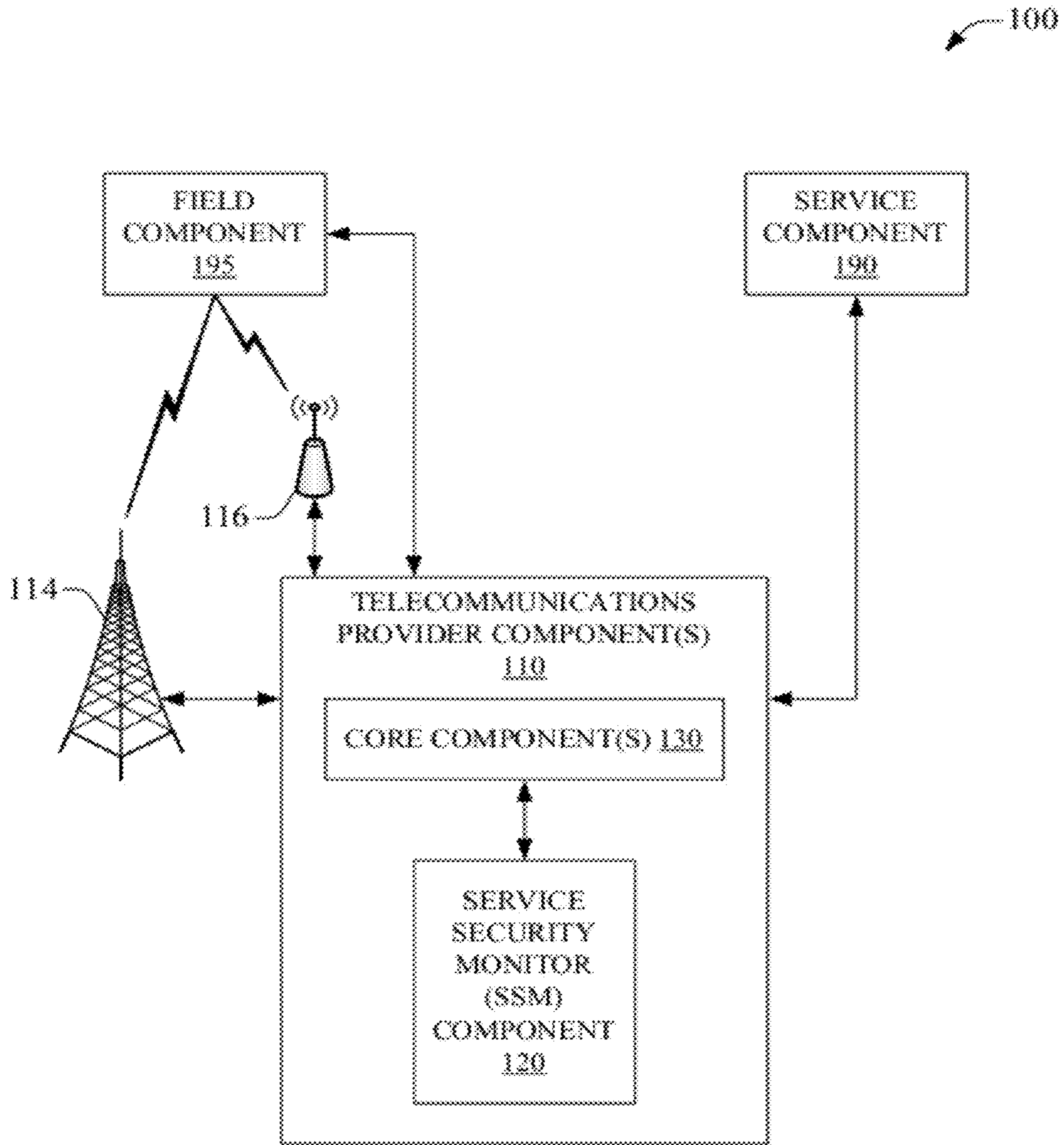


FIG. 1

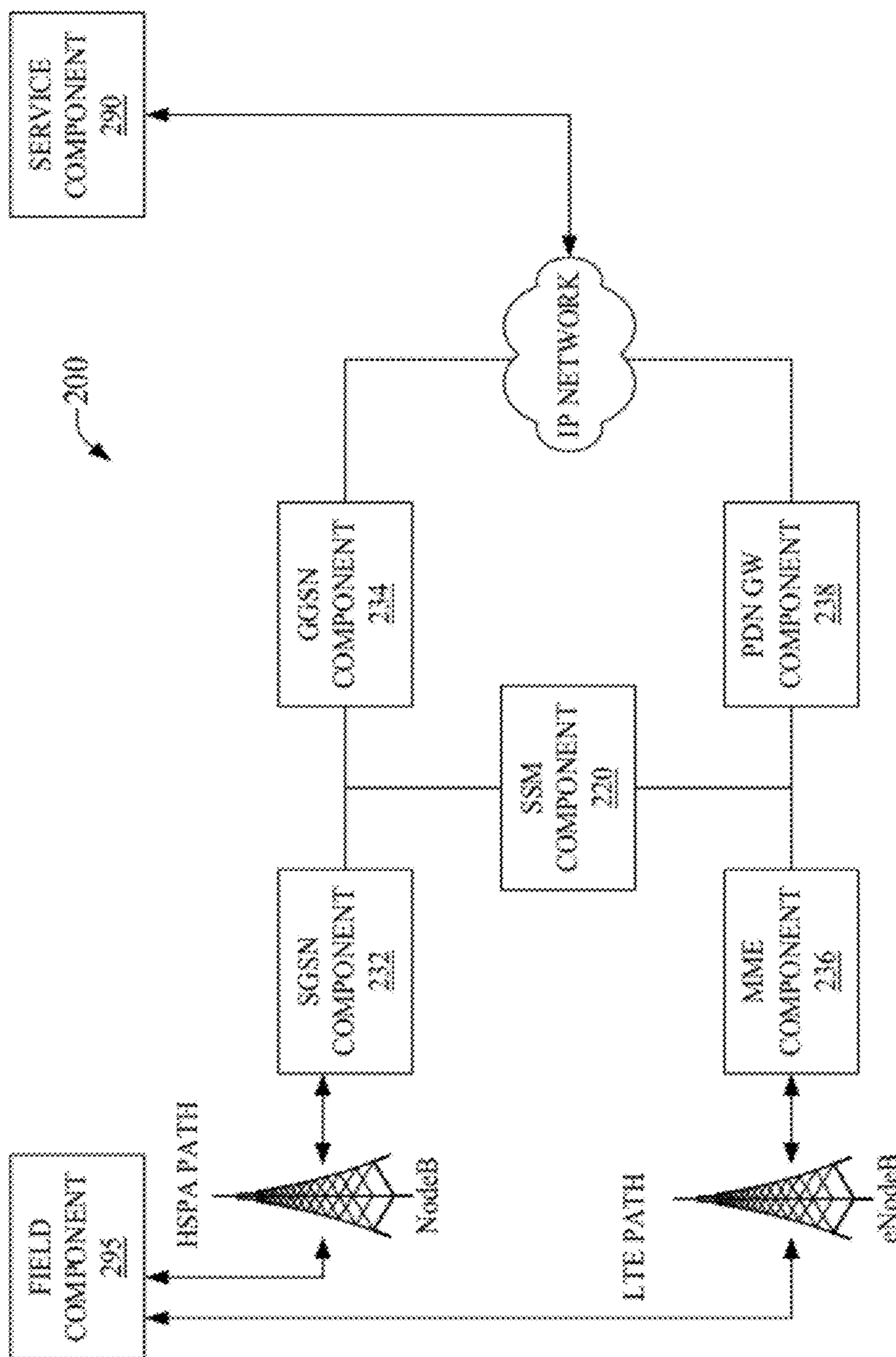


FIG. 2

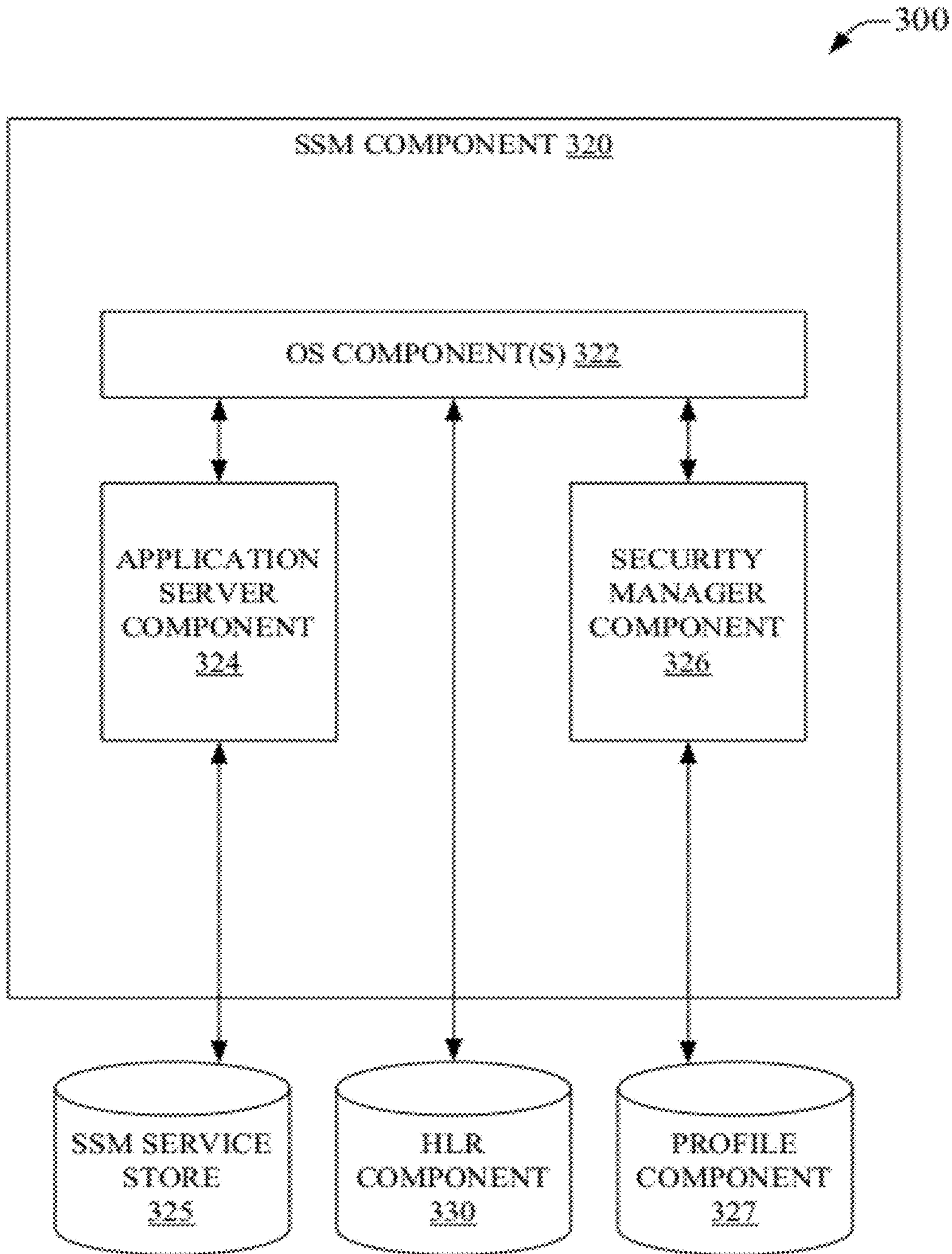


FIG. 3

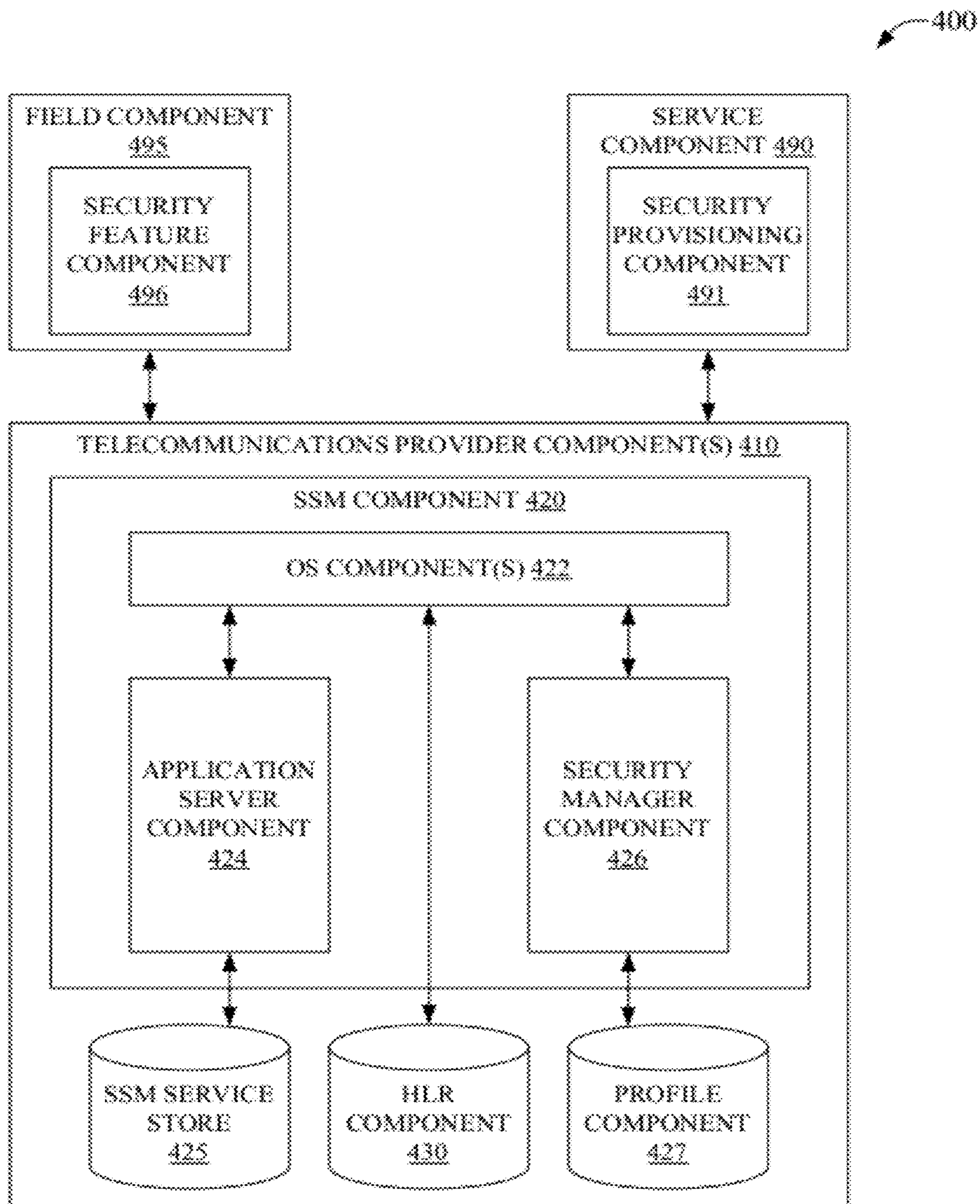


FIG. 4

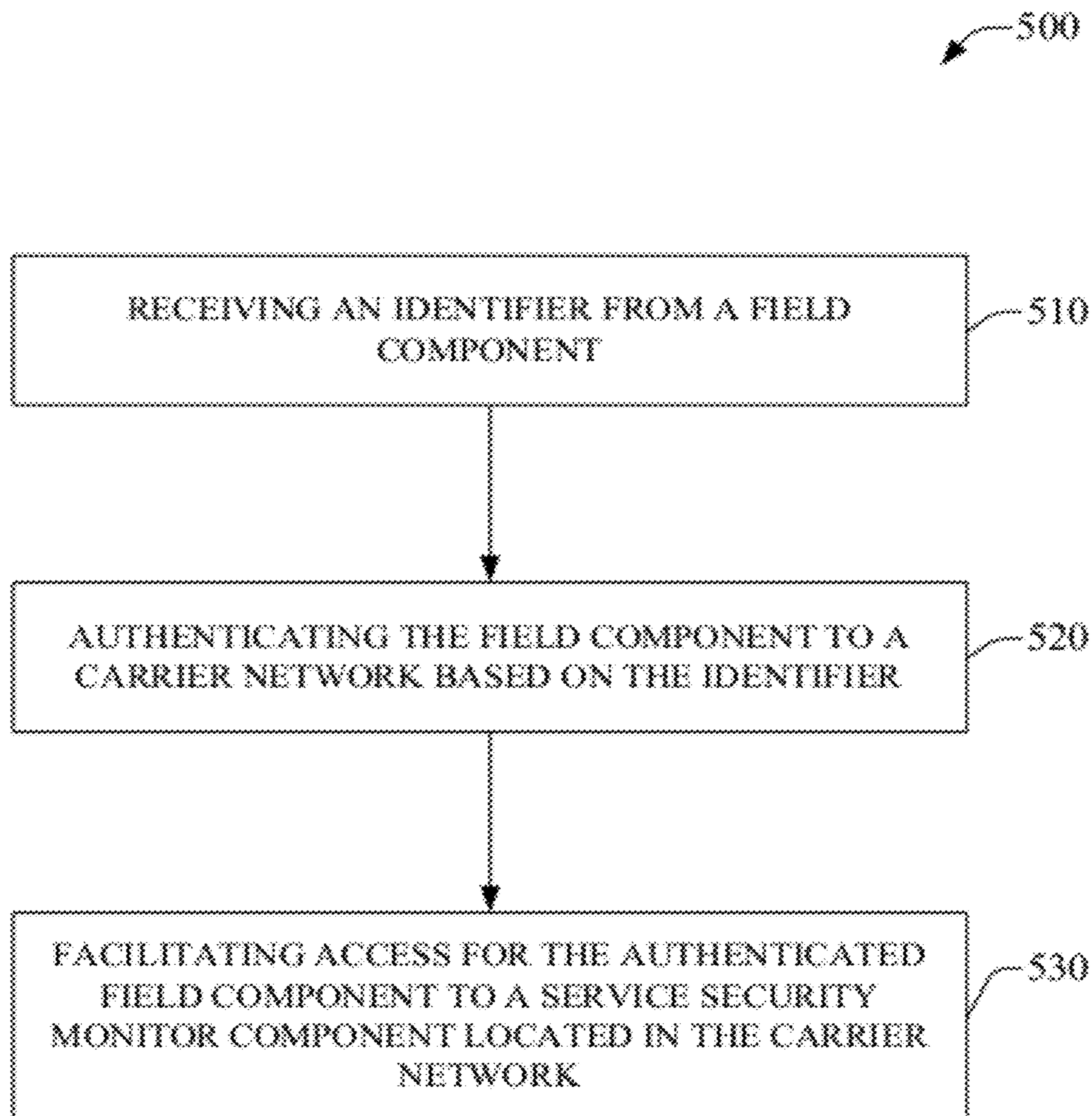


FIG. 5

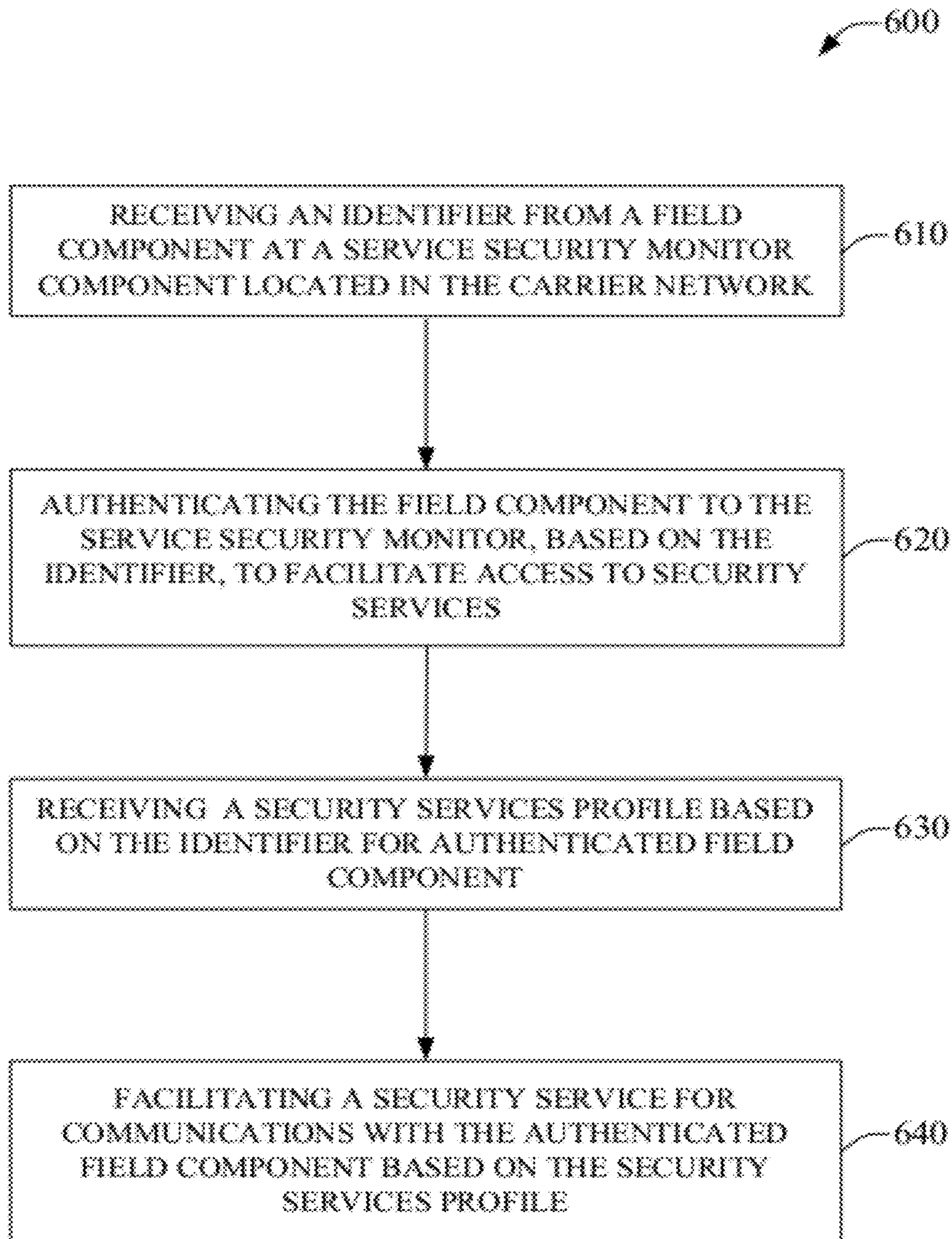


FIG. 6

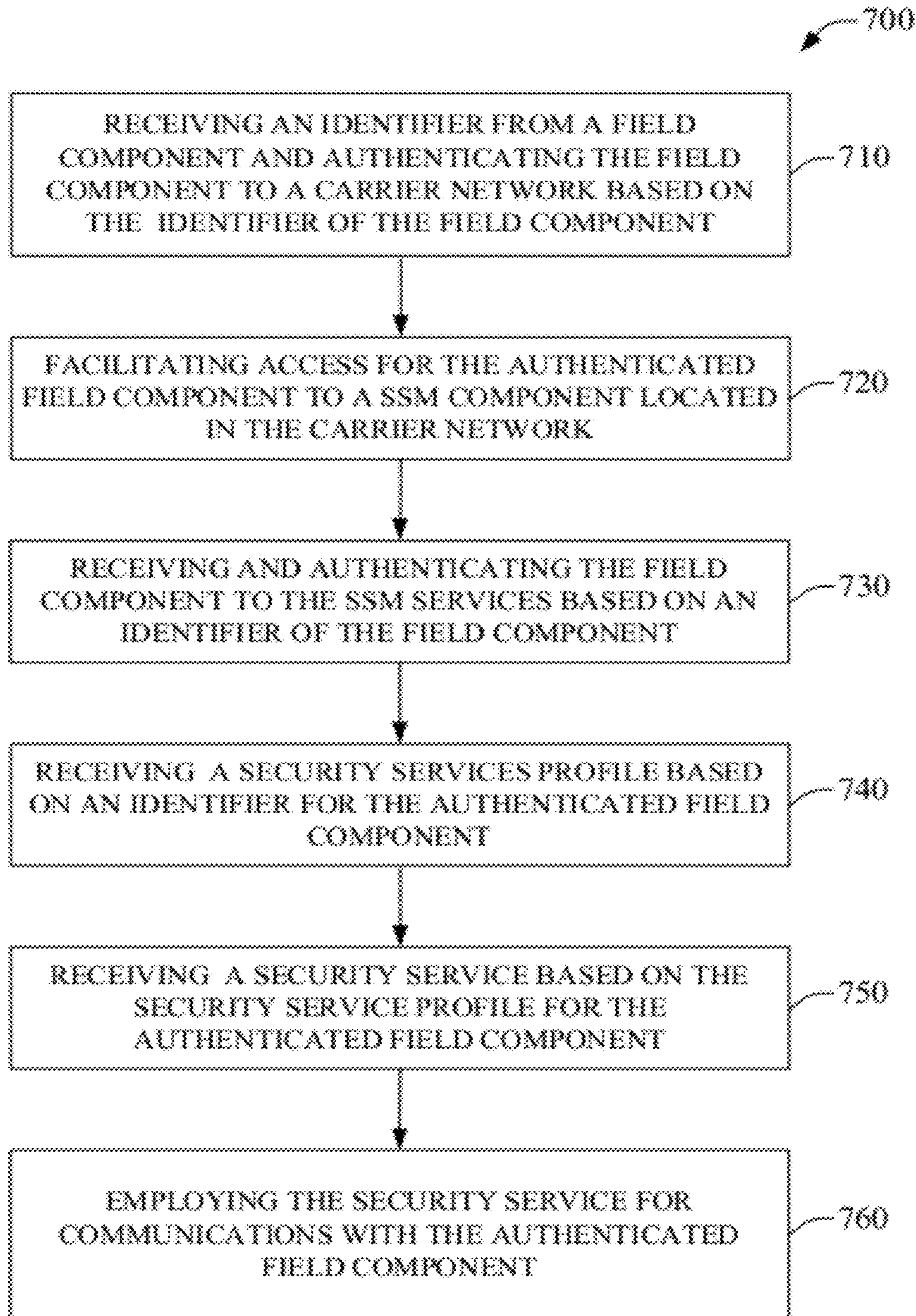


FIG. 7

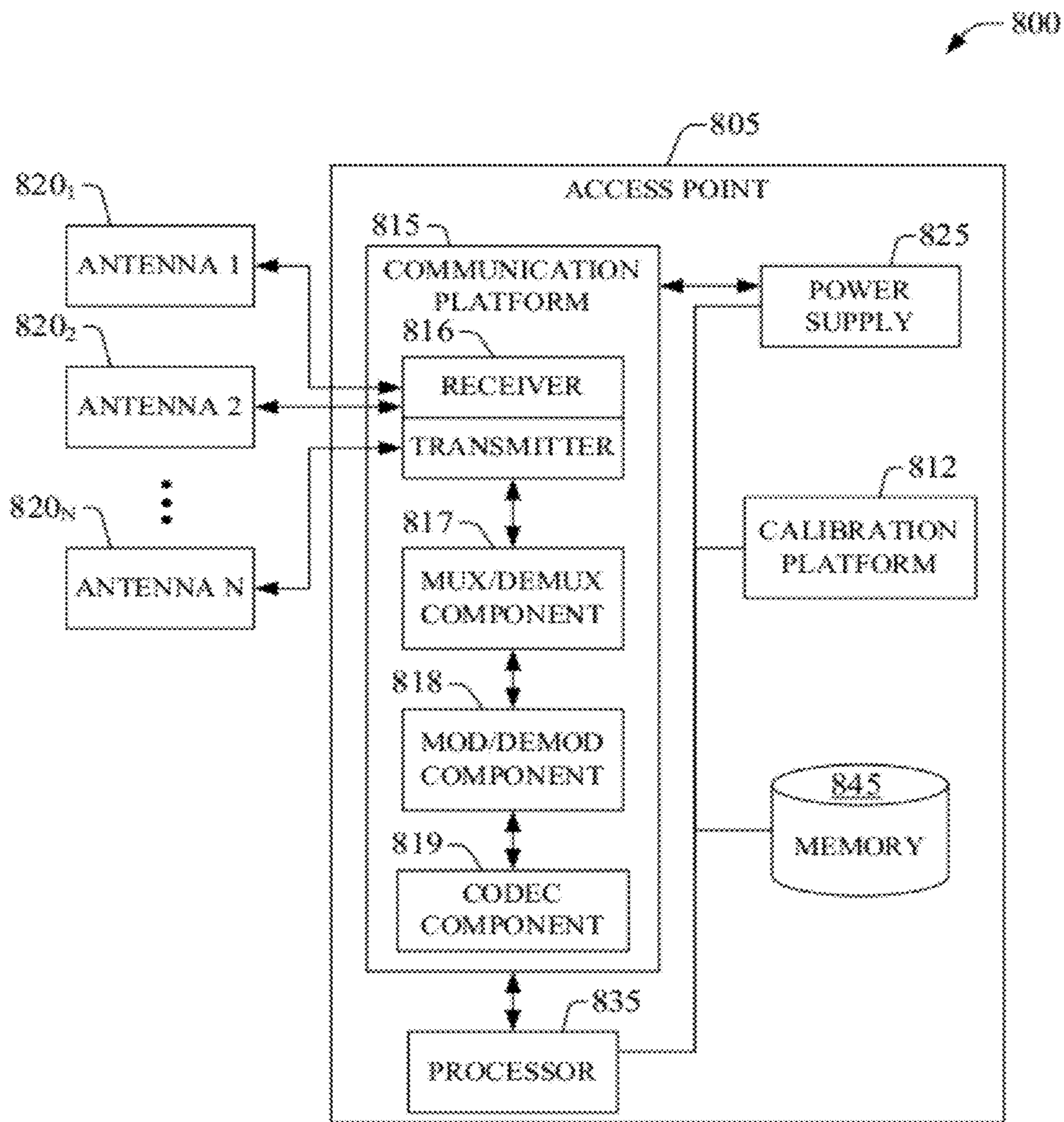


FIG. 8

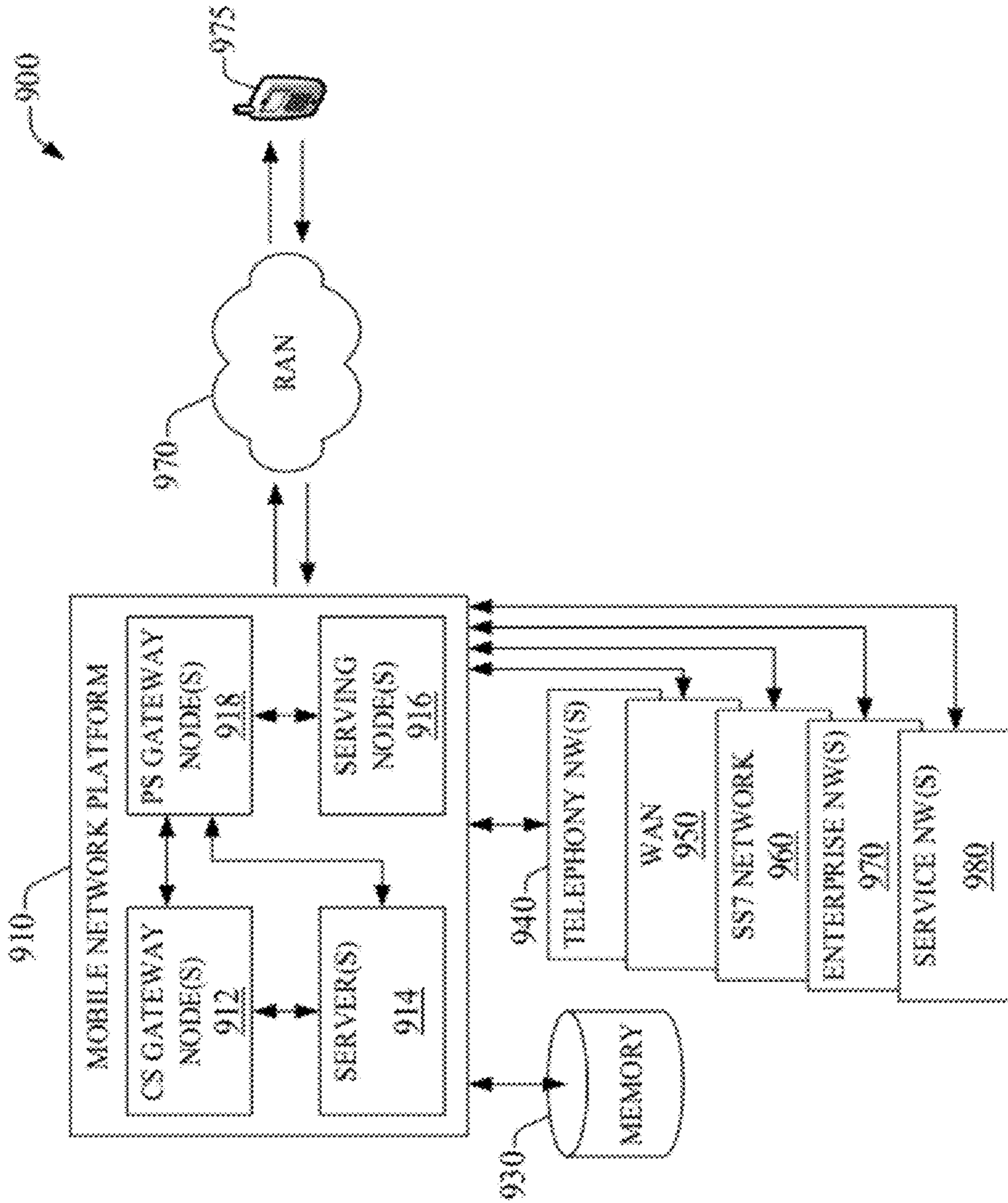


FIG. 9

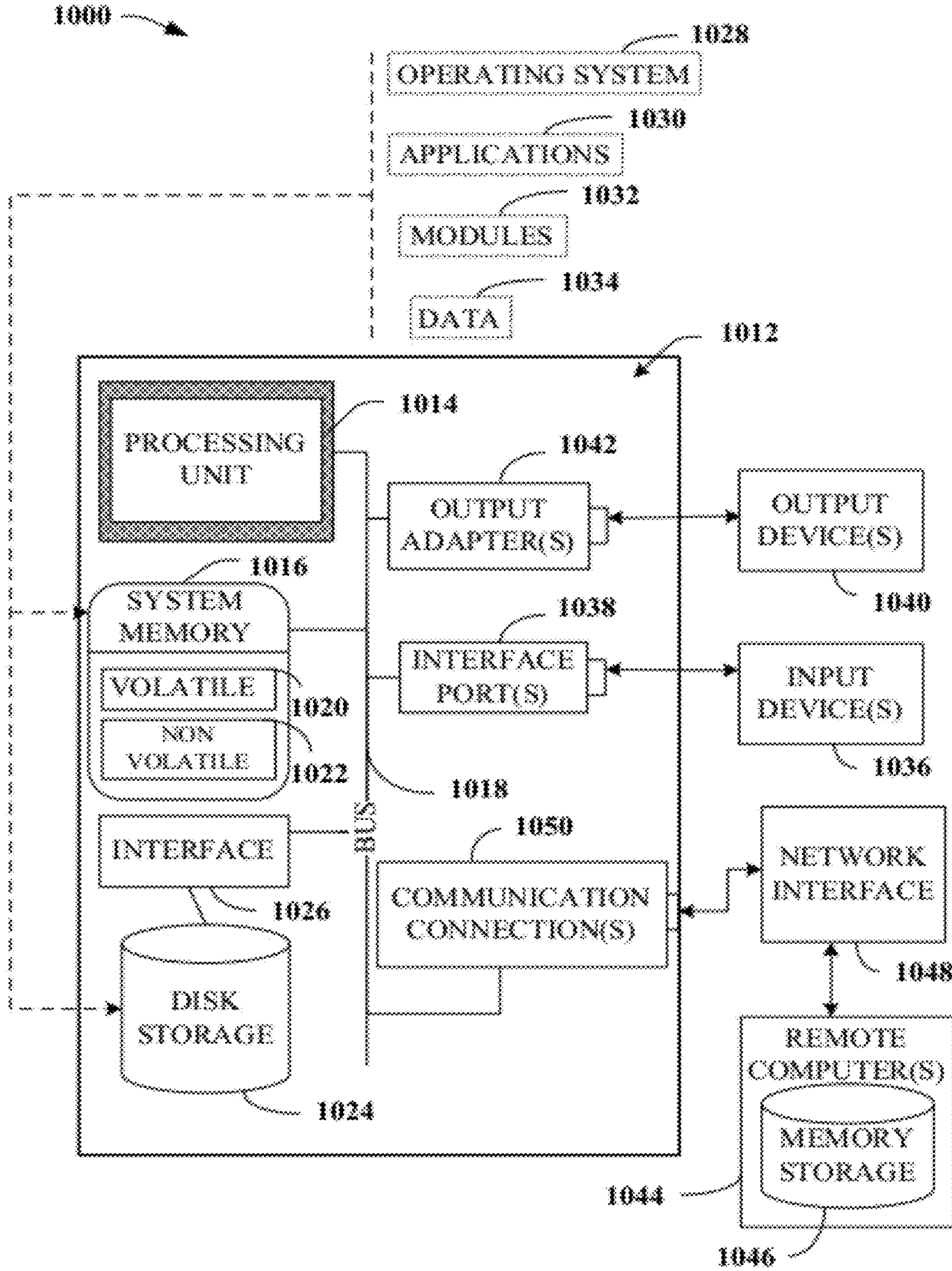


FIG. 10

1

CARRIER NETWORK SECURITY INTERFACE FOR FIELDDED DEVICES

TECHNICAL FIELD

The disclosed subject matter relates to carrier networks service devices with security needs and, more particularly, to providing a security interface within the carrier network for fielded devices.

BACKGROUND

Conventional fielded devices, such as smart-grid endpoints, cell phones, smartphones, vehicle computer systems, etc., currently use authentication algorithms to validate the identity of the fielded device to a carrier network, such as a wireless carrier. These authentication algorithms, while adequate for many fielded devices, are unsatisfactory for some other fielded devices. Where higher levels of authentication are desirable, conventional fielded devices can first validate to the carrier network and then can undergo a second validation to a back-end service provider outside the carrier network. For example, a smart meter can use subscriber identity module (SIM) capabilities to provide stronger authentication and encryption services with a utility. The SIM capabilities can interface with a wireless stack and firmware in order to provide an enhanced set of security services (ES3). The SIM first authenticates to a wireless carrier and then can authenticate, over the wireless carrier network, to a back-end service provider outside the wireless carrier, such as an electrical utility service component, to facilitate a secure communication link between the utility and the smart meter.

An end-to-end communications pathway and associated overhead is provided each time a fielded device authenticates with a back-end service provider. This can consume resources and be associated with a level of latency. While it is desirable to maintain an ES3 for fielded devices, reducing latency and becoming more resource efficient is also desirable. Improving efficiency over the end-to-end secondary authentication of conventional techniques can be of particular concern to carrier networks where vast numbers of fielded devices can exist, as reflected by an estimated 150 million smart meters that are expected to be deployed in the US by 2020.

The above-described deficiencies of conventional secure communication systems are merely intended to provide an overview of some of problems of current technology, and are not intended to be exhaustive. Other problems with the state of the art, and corresponding benefits of some of the various non-limiting embodiments described herein, may become further apparent upon review of the following detailed description.

SUMMARY

The following presents a simplified summary of the disclosed subject matter in order to provide a basic understanding of some aspects of the various embodiments. This summary is not an extensive overview of the various embodiments. It is intended neither to identify key or critical elements of the various embodiments nor to delineate the scope of the various embodiments. Its sole purpose is to present some concepts of the disclosure in a streamlined form as a prelude to the more detailed description that is presented later.

In contrast to conventional authentication systems for fielded devices, wherein an end-to-end communications pathway is typically established for authentication of a

2

fielded device by a back-end service provider, authentication can be moved into the carrier network. This can be advantageous in that authentication can be performed without establishing an end-to-end communications pathway to a service component. Carrier networks can be provisioned with security services such that communications between a field component and a service component are authenticated by the carrier network rather than by the service component. These security services can be provided by a service security monitor (SSM) component in the carrier network.

To the accomplishment of the foregoing and related ends, the disclosed subject matter, then, comprises one or more of the features hereinafter more fully described. The following description and the annexed drawings set forth in detail certain illustrative aspects of the subject matter. However, these aspects are indicative of but a few of the various ways in which the principles of the subject matter can be employed. Other aspects, advantages and novel features of the disclosed subject matter will become apparent from the following detailed description when considered in conjunction with the drawings.

BRIEF DESCRIPTION OF DRAWINGS

FIG. 1 is an illustration of a system that facilitates access to security services in accordance with aspects of the subject disclosure.

FIG. 2 is a depiction of a system that facilitates access to security services in accordance with aspects of the subject disclosure.

FIG. 3 illustrates a system that facilitates access to security services in accordance with the disclosed subject matter.

FIG. 4 is a depiction of a system that facilitates access to security services in accordance with aspects of the subject disclosure.

FIG. 5 illustrates aspects of a method facilitating access to security services in accordance with aspects of the subject disclosure.

FIG. 6 illustrates aspects of a method facilitating access to security services in accordance with aspects of the subject disclosure.

FIG. 7 illustrates a method for facilitating access to security services in accordance with aspects of the subject disclosure.

FIG. 8 illustrates a block diagram of an exemplary embodiment of an access point to implement and exploit one or more features or aspects of the subject disclosure.

FIG. 9 is a block diagram of an exemplary embodiment of a mobile network platform to implement and exploit various features or aspects of the subject disclosure.

FIG. 10 illustrates a block diagram of a computing system operable to execute the disclosed systems and methods in accordance with an embodiment.

DETAILED DESCRIPTION

The subject disclosure is now described with reference to the drawings, wherein like reference numerals are used to refer to like elements throughout. In the following description, for purposes of explanation, numerous specific details are set forth in order to provide a thorough understanding of the subject disclosure. It may be evident, however, that the subject disclosure may be practiced without these specific details. In other instances, well-known structures and devices are shown in block diagram form in order to facilitate describing the subject disclosure.

FIG. 1 is an illustration of a system 100, which facilitates access to security services in accordance with aspects of the subject disclosure. System 100 can include telecommunications provider component(s) 110. Telecommunications provider component(s) 110 can be a telecommunications carrier network and can include core components(s) 130. Core component(s) 130 can include, for example in a General Packet Radio Service (GPRS) network, a Serving GPRS Support Node (SGSN), a Gateway GPRS Support Node (GGSN), home location register (HLR), mobile switching center (MSC), etc. As a second example, in an LTE network core components(s) 130 can include System Architecture Evolution (SAE) gateway, Mobility Management Entity (MME), public data network (PDN) gateway, HLR, etc. System 100 can further include wireless telecommunications network components such as a radio area network (RAN) 114, or access point 116. Access point 116 can be, for example, a femto-cell.

System 100 can further include service component 190 and field component 195. Service component 190 can be a component located external to the telecommunications provider component(s) 110. Further, service component 190 can be associated with providing a service to field component 195 by way of telecommunications provider component(s) 110. As a non-limiting example, service component 190 can be a server at an electrical utility that supports a field component 195, such as a smart meter, variable tap transformer, etc. As a second non-limiting example, service component 190 can be an electronic parking meter monitoring system (e.g., an electronic parking meter can be a field component 195) that supports setting parking rates on electronic parking meters, monitoring electronic parking meters for errors or service flags, etc.

Field component 195 can be included in nearly any device to facilitate a communicative coupling to service component 190 by way of telecommunications provider component(s) 110. For example, field component 195 can be a wired or wireless device, such as a cell phone, pager, smartphone, tablet computer, laptop computer, personal computer, embedded computer, vehicle computer, sensor, meter, traffic light controller, etc. Field component 195 can connect a device or system to other devices or systems to allow interactions with the device, such as control, monitoring, updating, signaling, tracking etc. For example, a smart meter (e.g., the smart meter includes field component 195) can be communicatively coupled to a utility (e.g., the utility includes a service component 190) by way of telecommunications provider component(s) 110, such as by an Ethernet cable, wireless fidelity (Wi-Fi) radio, cellular radio, etc.

In some embodiments, field component 195 can provide access to an identifier to facilitate identifying field component 195. The identifier can include nearly any type of identification information, such as a subscriber identity module (SIM) identifier, an enhanced SIM (eSIM) identifier, a internet protocol (IP) address, a Media Access Control (MAC) address, a phone number, a password, a user id, e.g., a user identifier to log into a computer system, a website, a service, etc., a personal identification number (PIN), etc. Numerous other examples are not explicitly recited for brevity but are to be considered within the scope of the present disclosure.

Telecommunications provider component(s) 110 can include service security monitor (SSM) component 120. SSM component 120 can facilitate a security service for communication between a service component 190 and a field component 195 by way of telecommunications provider component(s) 110. A security service can include a rule or algorithm related to facilitating secure communications, digital

security keys or other data related to maintaining the privacy of data in storage or being transmitted, protocols for secure communication, authentication standards, security software or applications, etc. Numerous other examples of security services are not explicitly recited herein for brevity and clarity but all such examples are to be considered within the scope of the subject disclosure. SSM component 120 can be located at a carrier network core. SSM component 120 can validate the identity of field component 195 and can facilitate secure communications with field component 195, such as by applying Advanced Encryption Standard (AES) cryptography, employing public/private key cryptography, etc.

In an aspect, where SSM component 120 is located at the core network of a telecommunications provider, authentication of field component 195 can be established prior to secure communication with service component 190. This can be in stark contrast to conventional techniques that establish an end-to-end communications path between a fielded device and a back-end service provider to provide for secondary authentication of a fielded device by the back-end service provider. As disclosed herein, authenticating a field component 195 at the core network level can occur without any communications link, or associated commitment of network resources, first needing to be established between a service component 190 and the core network. In an aspect, this can be viewed as pre-authentication of field component 195, such that field component 195 is already authenticated when service component 190 begins participating in a secure communications session with field component 195. It is to be noted that establishing an authenticated and secure communications path between field component 195 and SSM 120 facilitates secure communication with service component 190, such as by allowing encrypted communications with service component 190 to flow to and from field component 195 only after field component 195 is authenticated to SSM 120. As a non-limiting example, where field component is deployed with a digital key (e.g., from the service provider associated with a service component) the field component can establish a secure and authenticated link to SSM 120. This secure link can be employed to send encrypted messages to the field device from the service component that can then be decrypted with the digital key. The encrypted message can include additional digital keys. Further, as other field components are authenticated at SSM 120, they can also receive encrypted messages from the exemplary service component. As such, the authentication of each field component can be addressed at the carrier, rather than across the carrier with the service provider associated with the service component, which can save on network congestion, capital equipment costs, etc.

In other embodiments, SSM component 120 can receive a security service, such as a predetermined cryptography method, and can apply the security service to communications with field component 195. As a non-limiting example, a smart charging station for an electric vehicle (EV) can use an identifier provided from a field component of an EV as the EV is plugged into the charging station. The charging station can then authenticate the EV with a telecommunications provider, such as by wireless cell phone. The EV can then be authenticated to SSM component 120 and await communications from a service component 190. SSM component 120 can access a catalog of security services and, based on the identifier, apply a 256-bit cipher to communications with the EV. As such, when a communications link is established with an account provider (e.g., a service component 190) to record charges to the owner of the EV for the amount of energy consumed at the charging station, the communications can be

encrypted at 256-bits. Further, this communications link can be established reliably without authenticating the EV at the service provider **190**.

In an aspect, where SSM component **120** is located at the core of a carrier network, authentication can be conducted on either, or both of, layer **3** (i.e., the network layer) or layer **2** (i.e., the data link layer). This also is distinct from conventional techniques that typically employ only layer **3** for authentication because of the need to have an end-to-end communications link with a back-end service provider, which can include an internet protocol (IP) network segment. Authentication at layer **2** can be more secure than on layer **3**, wherein layer **2** can be more difficult for parties external to the carrier network to access than layer **3**.

In further embodiments, a SSM component **120** located at a core network can provide for authentication of large pluralities of field components at the core (e.g., a SSM component can have access to a catalog of security services, a repository for a large number of digital security keys, etc.) rather than at each of the back-end service providers. This can reduce the resource commitment typically borne by back-end service providers. As a non-limiting example, rather than having security servers and security service management providers at an electric utility, a duplicate set at a natural gas utility, and another duplicate set at a water utility, a single SSM component **120** located at a carrier's core network can provide for authentication and security for each of the electric, natural gas, and water utilities. Consolidation of security components from the back-end service providers to the core network can provide for a reduction in resources that are needed by back-end service providers to establish secure communications sessions with fielded devices as compared to conventional techniques. Moreover, the SSM can host security services for back-end service providers. As such, continuing the prior non-limiting example, each of the utilities can manage their security features in a carrier-hosted environment, minimizing or eliminating the need for any special equipment on the back-end-service-provider-side to deploy a secure communications system with their relevant field components.

FIG. **2** is a depiction of a system **200** that can facilitate access to security services in accordance with aspects of the subject disclosure. System **200** can include service component **290** and field component **295**. Service component **290** can be a component located external to a telecommunications provider core. Further, service component **290** can be associated with providing a service to field component **295** by way of a telecommunications provider core. Field component **295** can be included in nearly any device to facilitate a communicative coupling to service component **290** by way of a telecommunications provider core.

System **200** can include SSM component **220** that can be communicatively coupled to telecommunications provider core networks, such High Speed Packet Access (HSPA) path core network, Long Term Evolution (LTE) path core components, etc. A HSPA path core network can include Serving GPRS Support Node (SGSN) component **232** and Gateway GPRS Support Node (GGSN) component **234**. In an embodiment, SSM component **220** can be communicatively coupled to a core network in a HSPA path as a front end to GGSN component **234**. As such, identifiers from field component **295** can be routed to SSM component **220** for authentication and establishment of security services by SGSN component **232**. It is to be noted that SSM component **220** can be located at other points in a HSPA core network.

Core network components of a LTE path can include Mobility Management Entity (MME) component **236** and

public data network (PDN) gateway component **238**. In an embodiment, SSM component **220** can be communicatively coupled to a core network in a LTE path between MME component **236** and PDN gateway component **238**. It is to be noted that SSM component **220** can be located at other points in a LTE core network.

SSM component **220** can facilitate employing a security service for communication between a service component **290** and a field component **295** by way of a telecommunications provider. SSM component **220** can be located at a carrier network core. SSM component **220** can validate the identity of field component **295** and can facilitate secure communications with field component **295**. In some embodiments, SSM component **220** can establish authentication of field component **295** prior to facilitating secure communication between field component **295** and service component **290**. In further embodiments, SSM component **220** can access a security service and can apply the security service to communications with field component **295**. In an aspect, SSM component **220** can conduct authentication on either layer **2** or layer **3**. In further embodiments, SSM component **220** can provide for authentication of numerous field components, which can reduce the resource commitment across system **200**. Consolidation of security components from back-end service providers into a core network can provide for a reduction in resources that are needed by back-end service providers to establish secure communications sessions with fielded devices as compared to conventional techniques. Moreover, the SSM component **220** can host security services for back-end service providers.

FIG. **3** illustrates a system **300** that facilitates access to security services in accordance with aspects of the subject disclosure. System **300** can include SSM component **320**. SSM component **320** can facilitate secure communication between a service component and a field component by way of a telecommunications provider. In some embodiments, SSM component **320** can include an operating system (OS) component(s) **322**. OS component **322** can receive information from home location register (HLR) component **330**. HLR component **330** can facilitate access to details of entities authorized to use a core network, such as a cellular phone subscriber information, smart meter location information, parking meter identification information, etc.

In an embodiment, OS component **322** can be communicatively coupled to application server component **324**. Application server component **324** can facilitate receiving one or more security services. As a non-limiting example, application server component **324** can receive a cipher for encryption and decryption of communications such that the cipher can be delivered in update to the firmware of an authenticated field component. Application server component **324** can be communicatively coupled to SSM service store **325**. SSM service store **325** can be a local, remote, or distributed data store that can include stored security services. As such, application server component **324** can receive security services from SSM service store **325**. As a non-limiting example, SSM service store **325** can include a catalog of security services and application server component **324** can query the catalog to access a designated security service, such as accessing the most recent authentication algorithm for an authenticated smart meter.

In further embodiments, SSM component **320** can include security manager component **326** communicative coupled to OS component(s) **322**. Security manager component **326** can facilitate the selection of security services (e.g., by way of application server component **324**). In an aspect, profiles for field components can be stored at profile component **327**,

which can be a local, remote, or distributed data store. Security manager component **326** can receive a field component profile, such as from profile component **327**, to facilitate selection of a security service. As a non-limiting example, an EV charging station can transmit an identifier for a charging EV. The identifier can be employed to authenticate the EV. The identifier can further be employed by the security manager component **326** to identify a profile for the EV, such as from profile component **327**. The profile for the EV can designate a security service. The identified security service from the EV profile can be employed by application server component **324** to access any relevant updates to the security applications of the charging EV, such as by searching a catalog of security service updates on SSM service store **325**. Where an update is found by application server component **324**, the update can be made available to the charging EV such that the EV can update the security application of the EV.

FIG. **4** is a depiction of a system **400** that facilitates access to security services in accordance with aspects of the subject disclosure. System **400** can include SSM component **420**. SSM component **420** can facilitate secure communication between a service component **490** and a field component **495** by way of telecommunications provider component(s) **410**. SSM component **420** can include an OS component(s) **422**. OS component **422** can receive information from HLR component **430**. HLR component **430** can facilitate access to core network user data. OS component **422** can be communicatively coupled to application server component **424**. Application server component **424** can facilitate receiving one or more security services. Application server component **424** can be communicatively coupled to SSM service store **425**. SSM service store **425** can include stored security services. Further, SSM component **420** can include security manager component **426**. Security manager component **426** can facilitate the selection of security services. Security manager component **426** can receive a profile to facilitate selection of a security service. In some embodiments, profiles can be stored at profile component **427**.

In some embodiments, system **400** can further include security feature component **496** at field component **495**. Security feature component **496** can receive security services, such as security services from SSM component **420**. As a non-limiting example, a smart meter (e.g., field component **495**) can transmit an identifier. The identifier can be employed to authenticate the smart meter. The identifier can further be employed by the security manager component **426** to identify a profile for the smart meter, such as from profile component **427**. The profile for the smart meter can designate a security service. The identified security service from the smart meter profile can be employed by application server component **424** to access a security application for the smart meter, such as by searching a catalog of security service updates on SSM service store **425**. Application server component **424** can make the security application available to the smart meter (e.g., field component **495**). The smart meter can include a security feature component **496** that can facilitate receiving the security application at the smart meter. As such, the security application can be added to the smart meter. Numerous other examples can be envisioned but are not enumerated herein for brevity, though all such examples are considered within the scope of the presently disclosed subject matter.

In further embodiments, service component **490** can include security provisioning component **491**. Security provisioning component **491** can prepare and equip SSM component **420** to provide security services to field component **495**. As a non-limiting example, security provisioning com-

ponent **491** can provide a security service to application server component **424**. In an aspect, application server component **424** can store the newly provisioned security service at SSM service store **425**. In another aspect, application server component **424** can provide access to the newly provisioned security service to field component **495**. Further, security manager component **426** can update one or more profiles to reflect provisioned security services. In some embodiments, security provisioning component **491** can provide updates to profiles or new profiles directly, such as by way of security manager component **426** for storage at profile component **427**.

In view of the example system(s) described above, example method(s) that can be implemented in accordance with the disclosed subject matter can be better appreciated with reference to flowcharts in FIG. **5**-FIG. **7**. For purposes of simplicity of explanation, example methods disclosed herein are presented and described as a series of acts; however, it is to be understood and appreciated that the claimed subject matter is not limited by the order of acts, as some acts may occur in different orders and/or concurrently with other acts from that shown and described herein. For example, one or more example methods disclosed herein could alternatively be represented as a series of interrelated states or events, such as in a state diagram. Moreover, interaction diagram(s) may represent methods in accordance with the disclosed subject matter when disparate entities enact disparate portions of the methodologies. Furthermore, not all illustrated acts may be required to implement a described example method in accordance with the subject specification. Further yet, two or more of the disclosed example methods can be implemented in combination with each other, to accomplish one or more aspects herein described. It should be further appreciated that the example methods disclosed throughout the subject specification are capable of being stored on an article of manufacture (e.g., a computer-readable medium) to allow transporting and transferring such methods to computers for execution, and thus implementation, by a processor or for storage in a memory.

FIG. **5** illustrates aspects of a method **500** facilitating access to security services in accordance with aspects of the subject disclosure. At **510**, method **500** can receive an identifier from a field component. The identifier can include nearly any type of identification information, such as a SIM identifier, an eSIM identifier, an IP address, MAC address, a phone number, a password, a user id, e.g., a user identifier to log into a computer system, a unique identifier, a class identifier, a model number identifier, a PIN, etc. Numerous other examples are not explicitly recited for brevity but are to be considered within the scope of the present disclosure. At **520**, the identifier can be employed to authenticate the field component to a carrier network, such as a telecommunications carrier network. At **530**, method **500** can facilitate access for the authenticated field component to a security service monitor (SSM) component located at, or in, the carrier network. At this point method **500** can end.

A SSM component can employ a security service for communication between a service component and the field component by way of the carrier network. The SSM component can be located at a carrier network core and can authenticate the identity of the field component. Further, the SSM component can provide a secure communications environment for the field component. In some embodiments of method **500**, the SSM component can access a security service and can apply the security service to communications with the field component. A security service can include a rule or algorithm related to facilitating secure communications, digital security

keys or other data related to maintaining the privacy of data in storage or being transmitted, protocols for secure communication, authentication standards, security software or applications, etc. Numerous other examples of security services are not explicitly recited herein for brevity and clarity but all such examples are to be considered within the scope of the subject disclosure.

In an aspect, method **500** can serve to authenticate a field component to a carrier network. Further, method **500** can provide access for the field component to a SSM component. The SSM component can address further, typically stronger authentication, of the field component and can apply security services in relation to communications with the field component. As a non-limiting example, automatic teller machines (ATMs), e.g., cash machines, can first be authenticated to a carrier network and then be routed to a SSM component of the carrier network. The SSM component can then strongly authenticate the ATM. Where the ATM is successfully authenticated, the SSM component can then employ one or more security services with regard to the ATM, such as the ATM can receive updates to a security digital key ring, receive a security firmware update, be queued for secure communication with a bank service component, etc. Numerous other examples, for brevity, are not included, though all should be considered within the scope of the subject disclosure.

FIG. **6** illustrates aspects of a method **600** facilitating access to security services in accordance with aspects of the subject disclosure. At **610**, method **600** can receive an identifier related to a field component at a SSM component located at, or in, the carrier network. At **620**, the identifier can be employed to authenticate the field component to the SSM component. In an aspect, this can be associated with authenticating the field component to access or receive certain security services by authentication to the SSM component.

At **630**, method **600** can include the SSM component receiving a security services profile for the authenticated field component. The security services profile can be a profile related to the security services employed for the authenticated field component. As a non-limiting example, the security services profile for an authenticated field component can include information pertaining to currently employed ciphers, cryptosystems, digital keys (e.g., symmetric keys, public keys, etc.), a security update roadmap, new security updates that are to be applied, a list of security features, security fault information, etc.

At **640**, a security service for communications with the authenticated field component can be facilitated. The security services profile can facilitate employing security services with regard to the field component. As a non-limiting example, where the security services profile includes a list of security updates, these security updates can be pushed to a field component. As a second non-limiting example, the security services profile can indicate that 128-bit AES encryption can be employed in communicating with the field component. Based on this indication, 128-bit AES encryption can be applied to all communications with the field component. At this point method **600** can end.

In an aspect, method **600** can allow for authentication to a SSM component. This can occur after the field component is authenticated to the carrier network. For example, a moderate authentication protocol can be applied to authenticate devices to a carrier network. Further, a second level of authentication to the SSM component can occur for some device. As a non-limiting example, an ATM, a smart meter, and a cell phone can quickly authenticate to a carrier network, however the ATM can then undergo a stronger authentication to the SSM than the smart meter due to the inherent levels of risk

associated with inadequate security protocols for each device, while the cell phone may never be routed to the SSM for authentication where simple carrier network authentication is sufficient for communications with the cell phone. Where both the ATM and smart meter are authenticated to the SSM, though at different levels of authentication, they can have security services employed in communications with the authenticated devices according to satisfying predetermined rules. These rules can be embodied in a secure services profile for the ATM and a secure services profile for the smart meter. As such, communications with the ATM can employ different security services than those employed in communications with the smart meter.

FIG. **7** illustrates a method **700** access to security services in accordance with aspects of the subject disclosure. At **710**, an identifier can be received from and employed in authenticating a field component to a carrier network. At **720**, the carrier network authenticated field component can access a SSM component located in the carrier network. At **730**, the SSM component can receive an identifier from the field component and authenticate the field component to the SSM component. This can include authenticating the field component to the security services provided by way of the SSM component. Where the field component is authenticated to both the carrier network and the SSM services, security services can be employed in communications with the authenticated field component. In an aspect, the identifier for authenticating to the carrier can be the same or different from the identifier to authenticate to the SSM services. As a non-limiting example, an eSIM identifier can be used to authenticate to both the carrier network and a SSM component. As a second non-limiting example, a SIM identifier can be used to authenticate to the carrier network and a class identifier can be used to authenticate to the SSM component. It can be noted in the second example, that authentication to the SSM component need not employ a unique identifier and as such, can identify membership is a class, group, etc. As an example, electronic parking meters may not need to be individually identified and can simply access security services as members of a 'parking meter class'.

At **740**, method **700** can include receiving a security services profile based on an identifier for the authenticated field component. Similar to the authentication process, the identifier for receiving the security services can be the same or different from other identifier(s), such as the identifier(s) employed in authentication. As a non-limiting example, a field component can provide a first identifier to authenticate to a carrier network, a second identifier to authenticate to the SSM component, and a third identifier can be employed to receive a security services profile. As a second non-limiting example, an eSIM identifier can be employed to authenticate to the carrier network, the SSM component, and to access a security services profile. At **750**, a security service can be received based on the security services profile. At **760**, the received security service can be employed in communications with the authenticated field component. At this point, method **700** can end.

FIG. **8** illustrates a block diagram of an example embodiment of an access point to implement and exploit one or more features or aspects of the subject innovation. Access point **800** can be part of a communications framework, for example, a femto-cell (e.g., **116**), a microcell, a picocell, a router, a wireless router, etc. In embodiment **800**, AP **805** can receive and transmit signal(s) (e.g., attachment signaling) from and to wireless devices like femto-cell access points, access terminals, wireless ports and routers, or the like, through a set of antennas **820₁-820_N** (N is a positive integer). It can be noted

that antennas 820_1 - 820_N can be part of communication platform **815**, which comprises electronic components and associated circuitry that provides for processing and manipulation of received electromagnetic signal(s) and electromagnetic signal(s) to be transmitted. Such electronic components and circuitry embody, at least in part, can comprise signaling and traffic components within a communication framework. In some embodiments, communication platform **815** can include a receiver/transmitter **816** that can convert signal from analog to digital upon reception, and from digital to analog upon transmission. In addition, receiver/transmitter **816** can divide a single data stream into multiple, parallel data streams, or perform the reciprocal operation. Coupled to receiver/transmitter **816** is a multiplexer/demultiplexer **817** that facilitates manipulation of signal in time and frequency space. Electronic component **817** can multiplex information (data/traffic and control/signaling) according to various multiplexing schemes such as time division multiplexing (TDM), frequency division multiplexing (FDM), orthogonal frequency division multiplexing (OFDM), code division multiplexing (CDM), space division multiplexing (SDM). In addition, mux/demux component **817** can scramble and spread information (e.g., codes) according to substantially any code known in the art; e.g., Hadamard-Walsh codes, Baker codes, Kasami codes, polyphase codes, and so on. A modulator/demodulator **818** is also a part of communication platform **815**, and can modulate information according to multiple modulation techniques, such as frequency modulation, amplitude modulation (e.g., M-ary quadrature amplitude modulation (QAM), with M a positive integer), phase-shift keying (PSK), and the like. Communication platform **815** also includes a coder/decoder (codec) component **819** that facilitates decoding received signal(s), and coding signal(s) to convey.

Access point **805** can also include a processor **835** configured to confer functionality, at least in part, to substantially any electronic component in AP **805**. Power supply **825** can attach to a power grid and include one or more transformers to achieve a power level that can operate AP **805** components and circuitry. Additionally, power supply **825** can include a rechargeable power component to ensure operation when AP **805** is disconnected from the power grid, or in instances, the power grid is not operating.

Processor **835** also is functionally connected to communication platform **815** and can facilitate operations on data (e.g., symbols, bits, or chips) for multiplexing/demultiplexing, such as effecting direct and inverse fast Fourier transforms, selection of modulation rates, selection of data packet formats, inter-packet times, etc. Moreover, processor **835** is functionally connected, via a data or system bus, to calibration platform **812** and other components (not shown) to confer, at least in part functionality to each of such components.

In AP **805**, memory **845** can store data structures, code instructions and program modules, system or device information, code sequences for scrambling, spreading and pilot transmission, location intelligence storage, determined delay offset(s), over-the-air propagation models, and so on. Processor **835** is coupled to the memory **845** in order to store and retrieve information necessary to operate and/or confer functionality to communication platform **815**, calibration platform **812**, and other components (not shown) of access point **805**.

FIG. 9 presents an example embodiment **900** of a mobile network platform **910** that can implement and exploit one or more aspects of the subject innovation described herein. Generally, wireless network platform **910** can include components, e.g., nodes, gateways, interfaces, servers, or disparate

platforms, that facilitate both packet-switched (PS) (e.g., internet protocol (IP), frame relay, asynchronous transfer mode (ATM)) and circuit-switched (CS) traffic (e.g., voice and data), as well as control generation for networked wireless telecommunication. As a non-limiting example, wireless network platform **910** can be included in telecommunications provider component(s) **110**, **410**, etc. Mobile network platform **910** includes CS gateway node(s) **912** which can interface CS traffic received from legacy networks like telephony network(s) **940** (e.g., public switched telephone network (PSTN), or public land mobile network (PLMN)) or a signaling system #7 (SS7) network **970**. Circuit switched gateway node(s) **912** can authorize and authenticate traffic (e.g., voice) arising from such networks. Additionally, CS gateway node(s) **912** can access mobility, or roaming, data generated through SS7 network **970**; for instance, mobility data stored in a visited location register (VLR), which can reside in memory **930**. Moreover, CS gateway node(s) **912** interfaces CS-based traffic and signaling and PS gateway node(s) **918**. As an example, in a 3GPP UMTS network, CS gateway node(s) **912** can be realized at least in part in gateway GPRS support node(s) (GGSN). It should be appreciated that functionality and specific operation of CS gateway node(s) **912**, PS gateway node(s) **918**, and serving node(s) **916**, is provided and dictated by radio technology(ies) utilized by mobile network platform **910** for telecommunication.

In addition to receiving and processing CS-switched traffic and signaling, PS gateway node(s) **918** can authorize and authenticate PS-based data sessions with served mobile devices. Data sessions can include traffic, or content(s), exchanged with networks external to the wireless network platform **910**, like wide area network(s) (WANs) **950**, enterprise network(s) **970**, and service network(s) **980**, which can be embodied in local area network(s) (LANs), can also be interfaced with mobile network platform **910** through PS gateway node(s) **918**. It is to be noted that WANs **950** and enterprise network(s) **960** can embody, at least in part, a service network(s) like IP multimedia subsystem (IMS). Based on radio technology layer(s) available in technology resource(s) **917**, packet-switched gateway node(s) **918** can generate packet data protocol contexts when a data session is established; other data structures that facilitate routing of packetized data also can be generated. To that end, in an aspect, PS gateway node(s) **918** can include a tunnel interface (e.g., tunnel termination gateway (TTG) in 3GPP UMTS network(s) (not shown)) which can facilitate packetized communication with disparate wireless network(s), such as Wi-Fi networks.

In embodiment **900**, wireless network platform **910** also includes serving node(s) **916** that, based upon available radio technology layer(s) within technology resource(s) **917**, convey the various packetized flows of data streams received through PS gateway node(s) **918**. It is to be noted that for technology resource(s) **917** that rely primarily on CS communication, server node(s) can deliver traffic without reliance on PS gateway node(s) **918**; for example, server node(s) can embody at least in part a mobile switching center. As an example, in a 3GPP UMTS network, serving node(s) **916** can be embodied in serving GPRS support node(s) (SGSN).

For radio technologies that exploit packetized communication, server(s) **914** in wireless network platform **910** can execute numerous applications that can generate multiple disparate packetized data streams or flows, and manage (e.g., schedule, queue, format . . .) such flows. Such application(s) can include add-on features to standard services (for example, provisioning, billing, customer support . . .) provided by wireless network platform **910**. Data streams (e.g., content(s)

that are part of a voice call or data session) can be conveyed to PS gateway node(s) **918** for authorization/authentication and initiation of a data session, and to serving node(s) **916** for communication thereafter. In addition to application server, server(s) **914** can include utility server(s), a utility server can include a provisioning server, an operations and maintenance server, a security server that can implement at least in part a certificate authority and firewalls as well as other security mechanisms, and the like. In an aspect, security server(s) secure communication served through wireless network platform **910** to ensure network's operation and data integrity in addition to authorization and authentication procedures that CS gateway node(s) **912** and PS gateway node(s) **918** can enact. Moreover, provisioning server(s) can provision services from external network(s) like networks operated by a disparate service provider; for instance, WAN **950** or Global Positioning System (GPS) network(s) (not shown). Provisioning server(s) can also provision coverage through networks associated to wireless network platform **910** (e.g., deployed and operated by the same service provider), such as femto-cell network(s) (not shown) that enhance wireless service coverage within indoor confined spaces and offload RAN resources in order to enhance subscriber service experience within a home or business environment.

It is to be noted that server(s) **914** can include one or more processors configured to confer at least in part the functionality of macro network platform **910**. To that end, the one or more processor can execute code instructions stored in memory **930**, for example. It is should be appreciated that server(s) **914** can include a content manager **915**, which operates in substantially the same manner as described hereinbefore.

In example embodiment **900**, memory **930** can store information related to operation of wireless network platform **910**. Other operational information can include provisioning information of mobile devices served through wireless platform network **910**, subscriber databases; application intelligence, pricing schemes, e.g., promotional rates, flat-rate programs, couponing campaigns; technical specification(s) consistent with telecommunication protocols for operation of disparate radio, or wireless, technology layers; and so forth. Memory **930** can also store information from at least one of telephony network(s) **940**, WAN **950**, enterprise network(s) **960**, or SS7 network **970**. In an aspect, memory **930** can be, for example, accessed as part of a data store component or as a remotely connected memory store.

In order to provide a context for the various aspects of the disclosed subject matter, FIG. **10**, and the following discussion, are intended to provide a brief, general description of a suitable environment in which the various aspects of the disclosed subject matter can be implemented. While the subject matter has been described above in the general context of computer-executable instructions of a computer program that runs on a computer and/or computers, those skilled in the art will recognize that the subject innovation also can be implemented in combination with other program modules. Generally, program modules include routines, programs, components, data structures, etc. that perform particular tasks and/or implement particular abstract data types.

In the subject specification, terms such as "store," "storage," "data store," data storage," "database," and substantially any other information storage component relevant to operation and functionality of a component, refer to "memory components," or entities embodied in a "memory" or components comprising the memory. It will be appreciated that the

memory components described herein can be either volatile memory or nonvolatile memory, or can include both volatile and nonvolatile memory.

By way of illustration, and not limitation, nonvolatile memory, for example, can be included in application server component **324**, **424**, security manager component **326**, **426**, volatile memory **1020**, non-volatile memory **1022** (see below), disk storage **1024** (see below), and memory storage **1046** (see below). Further, nonvolatile memory can be included in read only memory (ROM), programmable ROM (PROM), electrically programmable ROM (EPROM), electrically erasable ROM (EEPROM), or flash memory. Volatile memory can include random access memory (RAM), which acts as external cache memory. By way of illustration and not limitation, RAM is available in many forms such as synchronous RAM (SRAM), dynamic RAM (DRAM), synchronous DRAM (SDRAM), double data rate SDRAM (DDR SDRAM), enhanced SDRAM (ESDRAM), Synchlink DRAM (SLDRAM), and direct Rambus RAM (DRRAM). Additionally, the disclosed memory components of systems or methods herein are intended to comprise, without being limited to comprising, these and any other suitable types of memory.

Moreover, those skilled in the art will appreciate that the disclosed subject matter can be practiced with other computer system configurations, including single-processor or multi-processor computer systems, mini-computing devices, mainframe computers, as well as personal computers, hand-held computing devices (e.g., PDA, phone, watch, tablet computers, . . .), microprocessor-based or programmable consumer or industrial electronics, and the like. The illustrated aspects can also be practiced in distributed computing environments where tasks are performed by remote processing devices that are linked through a communications network; however, some if not all aspects of the subject disclosure can be practiced on stand-alone computers. In a distributed computing environment, program modules can be located in both local and remote memory storage devices.

FIG. **10** illustrates a block diagram of a computing system **1000** operable to execute the disclosed systems and methods in accordance with an embodiment. Computer **1012** (which can be, for example, part of the hardware of a SSM component (e.g., **120**, **220**, **320**, **420**, etc.), an field component (e.g., **195**, **295**, **495**, etc.) a service component (e.g., **190**, **290**, **490**, etc.), a femto-cell (e.g., **116**), etc.) includes a processing unit **1014**, a system memory **1016**, and a system bus **1018**. System bus **1018** couples system components including, but not limited to, system memory **1016** to processing unit **1014**. Processing unit **1014** can be any of various available processors. Dual microprocessors and other multiprocessor architectures also can be employed as processing unit **1014**.

System bus **1018** can be any of several types of bus structure(s) including a memory bus or a memory controller, a peripheral bus or an external bus, and/or a local bus using any variety of available bus architectures including, but not limited to, Industrial Standard Architecture (ISA), Micro-Channel Architecture (MSA), Extended ISA (EISA), Intelligent Drive Electronics, VESA Local Bus (VLB), Peripheral Component Interconnect (PCI), Card Bus, Universal Serial Bus (USB), Advanced Graphics Port (AGP), Personal Computer Memory Card International Association bus (PCMCIA), Firewire (IEEE 1194), and Small Computer Systems Interface (SCSI).

System memory **1016** includes volatile memory **1020** and nonvolatile memory **1022**. A basic input/output system (BIOS), containing routines to transfer information between elements within computer **1012**, such as during start-up, can

be stored in nonvolatile memory **1022**. By way of illustration, and not limitation, nonvolatile memory **1022** can include ROM, PROM, EPROM, EEPROM, or flash memory. Volatile memory **1020** includes RAM, which acts as external cache memory. By way of illustration and not limitation, RAM is available in many forms such as SRAM, dynamic RAM (DRAM), synchronous DRAM (SDRAM), double data rate SDRAM (DDR SDRAM), enhanced SDRAM (ESDRAM), Synchlink DRAM (SLDRAM), Rambus direct RAM (RDRAM), direct Rambus dynamic RAM (DRDRAM), and Rambus dynamic RAM (RDRAM).

Computer **1012** also includes removable/non-removable, volatile/non-volatile computer storage media. FIG. **10** illustrates, for example, disk storage **1024**. Disk storage **1024** includes, but is not limited to, devices like a magnetic disk drive, floppy disk drive, tape drive, Jaz drive, Zip drive, LS-100 drive, flash memory card, or memory stick. In addition, disk storage **1024** can include storage media separately or in combination with other storage media including, but not limited to, an optical disk drive such as a compact disk ROM device (CD-ROM), CD recordable drive (CD-R Drive), CD rewritable drive (CD-RW Drive) or a digital versatile disk ROM drive (DVD-ROM). To facilitate connection of the disk storage devices **1024** to system bus **1018**, a removable or non-removable interface is typically used, such as interface **1026**.

Computing devices typically include a variety of media, which can include computer-readable storage media or communications media, which two terms are used herein differently from one another as follows.

Computer-readable storage media can be any available storage media that can be accessed by the computer and includes both volatile and nonvolatile media, removable and non-removable media. By way of example, and not limitation, computer-readable storage media can be implemented in connection with any method or technology for storage of information such as computer-readable instructions, program modules, structured data, or unstructured data. Computer-readable storage media can include, but are not limited to, RAM, ROM, EEPROM, flash memory or other memory technology, CD-ROM, digital versatile disk (DVD) or other optical disk storage, magnetic cassettes, magnetic tape, magnetic disk storage or other magnetic storage devices, or other tangible and/or non-transitory media which can be used to store desired information. Computer-readable storage media can be accessed by one or more local or remote computing devices, e.g., via access requests, queries or other data retrieval protocols, for a variety of operations with respect to the information stored by the medium.

Communications media typically embody computer-readable instructions, data structures, program modules or other structured or unstructured data in a data signal such as a modulated data signal, e.g., a carrier wave or other transport mechanism, and includes any information delivery or transport media. The term "modulated data signal" or signals refers to a signal that has one or more of its characteristics set or changed in such a manner as to encode information in one or more signals. By way of example, and not limitation, communication media include wired media, such as a wired network or direct-wired connection, and wireless media such as acoustic, RF, infrared and other wireless media.

It can be noted that FIG. **10** describes software that acts as an intermediary between users and computer resources described in suitable operating environment **1000**. Such software includes an operating system **1028** (e.g., OS component(s) **322**, **422**, etc.) Operating system **1028**, which can be stored on disk storage **1024**, acts to control and allocate

resources of computer system **1012**. System applications **1030** take advantage of the management of resources by operating system **1028** through program modules **1032** and program data **1034** stored either in system memory **1016** or on disk storage **1024**. It is to be noted that the disclosed subject matter can be implemented with various operating systems or combinations of operating systems.

A user can enter commands or information into computer **1011** through input device(s) **1036**. Input devices **1036** include, but are not limited to, a pointing device such as a mouse, trackball, stylus, touch pad, keyboard, microphone, joystick, game pad, satellite dish, scanner, TV tuner card, digital camera, digital video camera, web camera, cell phone, smartphone, tablet computer, etc. These and other input devices connect to processing unit **1014** through system bus **1018** by way of interface port(s) **1038**. Interface port(s) **1038** include, for example, a serial port, a parallel port, a game port, a universal serial bus (USB), an infrared port, a Bluetooth port, an IP port, or a logical port associated with a wireless service, etc. Output device(s) **1040** use some of the same type of ports as input device(s) **1036**.

Thus, for example, a USB port can be used to provide input to computer **1012** and to output information from computer **1012** to an output device **1040**. Output adapter **1042** is provided to illustrate that there are some output devices **1040** like monitors, speakers, and printers, among other output devices **1040**, which use special adapters. Output adapters **1042** include, by way of illustration and not limitation, video and sound cards that provide means of connection between output device **1040** and system bus **1018**. It should be noted that other devices and/or systems of devices provide both input and output capabilities such as remote computer(s) **1044**.

Computer **1012** can operate in a networked environment using logical connections to one or more remote computers, such as remote computer(s) **1044**. Remote computer(s) **1044** can be a personal computer, a server, a router, a network PC, a workstation, a microprocessor based appliance, a peer device, or other common network node and the like, and typically includes many or all of the elements described relative to computer **1012**.

For purposes of brevity, only a memory storage device **1046** is illustrated with remote computer(s) **1044**. Remote computer(s) **1044** is logically connected to computer **1012** through a network interface **1048** and then physically connected by way of communication connection **1050**. Network interface **1048** encompasses wire and/or wireless communication networks such as local-area networks (LAN) and wide-area networks (WAN). LAN technologies include Fiber Distributed Data Interface (FDDI), Copper Distributed Data Interface (CDDI), Ethernet, Token Ring and the like. WAN technologies include, but are not limited to, point-to-point links, circuit switching networks like Integrated Services Digital Networks (ISDN) and variations thereon, packet switching networks, and Digital Subscriber Lines (DSL). As noted below, wireless technologies may be used in addition to or in place of the foregoing.

Communication connection(s) **1050** refer(s) to hardware/software employed to connect network interface **1048** to bus **1018**. While communication connection **1050** is shown for illustrative clarity inside computer **1012**, it can also be external to computer **1012**. The hardware/software for connection to network interface **1048** can include, for example, internal and external technologies such as modems, including regular telephone grade modems, cable modems and DSL modems, ISDN adapters, and Ethernet cards.

The above description of illustrated embodiments of the subject disclosure, including what is described in the

Abstract, is not intended to be exhaustive or to limit the disclosed embodiments to the precise forms disclosed. While specific embodiments and examples are described herein for illustrative purposes, various modifications are possible that are considered within the scope of such embodiments and examples, as those skilled in the relevant art can recognize.

In this regard, while the disclosed subject matter has been described in connection with various embodiments and corresponding Figures, where applicable, it is to be understood that other similar embodiments can be used or modifications and additions can be made to the described embodiments for performing the same, similar, alternative, or substitute function of the disclosed subject matter without deviating therefrom. Therefore, the disclosed subject matter should not be limited to any single embodiment described herein, but rather should be construed in breadth and scope in accordance with the appended claims below.

As it employed in the subject specification, the term “processor” can refer to substantially any computing processing unit or device comprising, but not limited to comprising, single-core processors; single-processors with software multithread execution capability; multi-core processors; multi-core processors with software multithread execution capability; multi-core processors with hardware multithread technology; parallel platforms; and parallel platforms with distributed shared memory. Additionally, a processor can refer to an integrated circuit, an application specific integrated circuit (ASIC), a digital signal processor (DSP), a field programmable gate array (FPGA), a programmable logic controller (PLC), a complex programmable logic device (CPLD), a discrete gate or transistor logic, discrete hardware components, or any combination thereof designed to perform the functions described herein. Processors can exploit nanoscale architectures such as, but not limited to, molecular and quantum-dot based transistors, switches and gates, in order to optimize space usage or enhance performance of user equipment. A processor may also be implemented as a combination of computing processing units.

In the subject specification, terms such as “store,” “storage,” “data store,” “data storage,” “database,” and substantially any other information storage component relevant to operation and functionality of a component, refer to “memory components,” or entities embodied in a “memory” or components comprising the memory. It will be appreciated that the memory components described herein can be either volatile memory or nonvolatile memory, or can include both volatile and nonvolatile memory.

As used in this application, the terms “component,” “system,” “platform,” “layer,” “selector,” “interface,” and the like are intended to refer to a computer-related entity or an entity related to an operational apparatus with one or more specific functionalities, wherein the entity can be either hardware, a combination of hardware and software, software, or software in execution. As an example, a component may be, but is not limited to being, a process running on a processor, a processor, an object, an executable, a thread of execution, a program, and/or a computer. By way of illustration and not limitation, both an application running on a server and the server can be a component. One or more components may reside within a process and/or thread of execution and a component may be localized on one computer and/or distributed between two or more computers. In addition, these components can execute from various computer readable media having various data structures stored thereon. The components may communicate via local and/or remote processes such as in accordance with a signal having one or more data packets (e.g., data from one component interacting with another component in a local

system, distributed system, and/or across a network such as the Internet with other systems via the signal). As another example, a component can be an apparatus with specific functionality provided by mechanical parts operated by electric or electronic circuitry, which is operated by a software or firmware application executed by a processor, wherein the processor can be internal or external to the apparatus and executes at least a part of the software or firmware application. As yet another example, a component can be an apparatus that provides specific functionality through electronic components without mechanical parts, the electronic components can include a processor therein to execute software or firmware that confers at least in part the functionality of the electronic components.

In addition, the term “or” is intended to mean an inclusive “or” rather than an exclusive “or.” That is, unless specified otherwise, or clear from context, “X employs A or B” is intended to mean any of the natural inclusive permutations. That is, if X employs A; X employs B; or X employs both A and B, then “X employs A or B” is satisfied under any of the foregoing instances. Moreover, articles “a” and “an” as used in the subject specification and annexed drawings should generally be construed to mean “one or more” unless specified otherwise or clear from context to be directed to a singular form.

Moreover, terms like “user equipment (UE),” “mobile station,” “mobile,” “subscriber station,” “subscriber equipment,” “access terminal,” “terminal,” “handset,” and similar terminology, refer to a wireless device utilized by a subscriber or user of a wireless communication service to receive or convey data, control, voice, video, sound, gaming, or substantially any data-stream or signaling-stream. The foregoing terms are utilized interchangeably in the subject specification and related drawings. Likewise, the terms “access point (AP),” “base station,” “Node B,” “evolved Node B (eNode B),” “home Node B (HNB),” “home access point (HAP),” and the like, are utilized interchangeably in the subject application, and refer to a wireless network component or appliance that serves and receives data, control, voice, video, sound, gaming, or substantially any data-stream or signaling-stream to and from a set of subscriber stations or provider enabled devices. Data and signaling streams can include packetized or frame-based flows.

Furthermore, the terms “user,” “subscriber,” “customer,” “consumer,” “prosumer,” “agent,” and the like are employed interchangeably throughout the subject specification, unless context warrants particular distinction(s) among the terms. It should be appreciated that such terms can refer to human entities or automated components (e.g., supported through artificial intelligence, as through a capacity to make inferences based on complex mathematical formalisms), that can provide simulated vision, sound recognition and so forth.

Aspects, features, or advantages of the subject matter can be exploited in substantially any, or any, wired, broadcast, wireless telecommunication, radio technology or network, or combinations thereof. Non-limiting examples of such technologies or networks include Geocast technology; broadcast technologies (e.g., sub-Hz, ELF, VLF, LF, MF, HF, VHF, UHF, SHF, THz broadcasts, etc.); Ethernet; X.25; powerline-type networking (e.g., PowerLine AV Ethernet, etc.); femto-cell technology; Wi-Fi; Worldwide Interoperability for Microwave Access (WiMAX); Enhanced General Packet Radio Service (Enhanced GPRS); Third Generation Partnership Project (3GPP or 3G) Long Term Evolution (LTE); 3GPP Universal Mobile Telecommunications System (UMTS) or 3GPP UMTS; Third Generation Partnership Project 2 (3GPP2) Ultra Mobile Broadband (UMB); High

Speed Packet Access (HSPA); High Speed Downlink Packet Access (HSDPA); High Speed Uplink Packet Access (HSUPA); GSM Enhanced Data Rates for GSM Evolution (EDGE) Radio Access Network (RAN) or GERAN; UMTS Terrestrial Radio Access Network (UTRAN); or LTE Advanced.

What has been described above includes examples of systems and methods illustrative of the disclosed subject matter. It is, of course, not possible to describe every combination of components or methodologies here. One of ordinary skill in the art may recognize that many further combinations and permutations of the claimed subject matter are possible. Furthermore, to the extent that the terms “includes,” “has,” “possesses,” and the like are used in the detailed description, claims, appendices and drawings such terms are intended to be inclusive in a manner similar to the term “comprising” as “comprising” is interpreted when employed as a transitional word in a claim.

What is claimed is:

1. A network device, comprising:
 - a processor; and
 - a memory that stores executable instructions that, when executed by the processor, facilitate performance of operations, comprising:
 - receiving service information that facilitates communication between a field device and a service device via a communication link at a second security level associated with a second security service, wherein the service device is not associated with a network operator identity associated with the network device;
 - receiving field device information associated with the field device for use in connection with operating the communication link using the network device;
 - determining identification information associated with the field device from the field device information;
 - selecting a first security service based on the identification information to facilitate communication with the field device via the communication link at a first security level associated with the first security service;
 - in response to selecting the first security service associated with permissive use of the network device for the communication link with the field device, receiving security information related to the field device accessing the second security service via the network device based on the service information without authentication of the field device via the service device;
 - adapting the communication link to convey data at the second security level after the communication link is determined to be successfully established at the first security level, wherein the adapting comprises encrypting the data to be unreadable by network devices associated with the network operator identity; and
 - conveying the data at the second security level between the field device and the service device, as endpoint devices of the communication link, via the network device for decryption at one of the endpoint devices.
2. The network device of claim 1, wherein the determining the identification information further facilitates an authentication of the field device to the network device based on the identification information.
3. The network device of claim 1, wherein the receiving the security information comprises receiving the security information from a data store co-located with the network device.

4. The network device of claim 1, wherein the receiving the security information comprises receiving the security information from a data store remotely located from the network device.

5. The network device of claim 1, wherein the security information related to accessing the second security service is received based on programming input to the service device.

6. The network device of claim 1, further comprising authenticating the communication via the network device based on the field device information, the service information and the second security service.

7. The network device of claim 1, wherein the receiving the service information comprises receiving the service information from a device associated with a public utility provider identity and the receiving the field device information comprises receiving the field device information from a metering device associated with the public utility provider identity.

8. The network device of claim 1, further comprising a wireless interface that interfaces to the field device.

9. The network device of claim 8, further comprising a femtocell device.

10. The network device of claim 8, wherein the field component is a vehicle computer device.

11. The network device of claim 8, wherein the field component is a metering device.

12. The network device of claim 8, wherein the field component is a traffic light controller device.

13. The network device of claim 8, wherein the field component is an electric vehicle charging station device.

14. The network device of claim 8, further comprising an access point device.

15. A method, comprising:

receiving, by a network device comprising a processor, service information associated with a service device, wherein the service device is not one of the network devices and wherein the service information is stored by the network device as stored service information to enable communication between a field device and the service device via a service authentication protocol;

receiving, by the network device, an indication of the service authentication protocol associated with the service device, wherein the indication of the service authentication protocol is stored by the network device as stored service authentication protocol information;

receiving, by the network device, first identification information from an unauthenticated field device;

authenticating, by the network device, the unauthenticated field device to a network devices of a network comprising the network device based on the first identification information;

in response to authenticating the field device to the network devices of the network, authenticating, by the network device, the field device to the service device based on the stored service information and the stored service authentication protocol information without authenticating the field device via the service device; and

carrying, by the network device, encrypted data via a communication link between the field device and the service device comprising the network device, wherein the encrypted data is encrypted in accordance with the service authentication protocol and is decryptable by the field device.

16. The method of claim 15, wherein the encrypted data is decryptable by the service device.

17. The method of claim 15, wherein the receiving the indication of the service authentication protocol comprises

21

receiving the indication of the service authentication protocol from a data store accessible by the service device.

18. A non-transitory machine-readable storage medium, comprising executable instructions that, when executed by a processor, facilitate performance of operations, comprising: 5
 receiving an identifier associated with a field device
 accessing the network device, wherein the network device is one of a set of network devices of a network;
 authenticating, by the network device, the field device according to a first security profile related to accessing 10
 the network device based on the identifier;
 authenticating, by the network device in response to determining that the field device is authenticated to the network device in accordance with the first security profile, the field device according to a second security profile 15
 stored by the network device, without authentication of the field device via the service device, based on the identifier, wherein the second security profile is associated with a service device and the set of network devices does not comprise the service device;

22

establishing a communication link based on the second security profile, wherein the communication link facilitates encryption of communication between the field device and the service device; and
 conveying data encrypted in accordance with the second security profile between the field device and the service device, as endpoint devices of the communication link, via the network device for decryption at one of the endpoint devices, wherein the data is unreadable by the set of network devices.

19. The non-transitory computer readable medium of claim **18**, wherein the first security profile is generated by the set of network devices and the second security profile is not generated by the set of network devices.

20. The computer readable storage medium of claim **18**, further comprising, receiving and storing, at the network device, security information related to authenticating the field device according to the second security profile.

* * * * *