



US009233725B2

(12) **United States Patent**
Marcel

(10) **Patent No.:** **US 9,233,725 B2**
(45) **Date of Patent:** **Jan. 12, 2016**

(54) **BICYCLE SEAT FOR REDUCING PRESSURE ON A PUBIC BONE OF A USER**

(58) **Field of Classification Search**
CPC B62J 1/002; B62J 1/007; B62J 1/02
See application file for complete search history.

(71) Applicant: **Vincent Robert Marcel**, El Segundo, CA (US)

(56) **References Cited**

(72) Inventor: **Vincent Robert Marcel**, El Segundo, CA (US)

U.S. PATENT DOCUMENTS

(73) Assignee: **Vincent Marcel**, El Segundo, CA (US)

6,254,180	B1 *	7/2001	Nelson	297/201
7,322,644	B2 *	1/2008	Bigolin	297/201
7,537,281	B2 *	5/2009	Riondato	297/202
2003/0071498	A1 *	4/2003	Yu	297/215.16
2011/0018315	A1 *	1/2011	DeRoy	297/202
2014/0145479	A1 *	5/2014	Li	297/195.1

(*) Notice: Subject to any disclaimer, the term of this patent is extended or adjusted under 35 U.S.C. 154(b) by 31 days.

* cited by examiner

(21) Appl. No.: **14/216,763**

Primary Examiner — Philip Gabler

(22) Filed: **Mar. 17, 2014**

(74) *Attorney, Agent, or Firm* — Plager Schack LLP

(65) **Prior Publication Data**

US 2014/0265467 A1 Sep. 18, 2014

Related U.S. Application Data

(60) Provisional application No. 61/852,591, filed on Mar. 18, 2013.

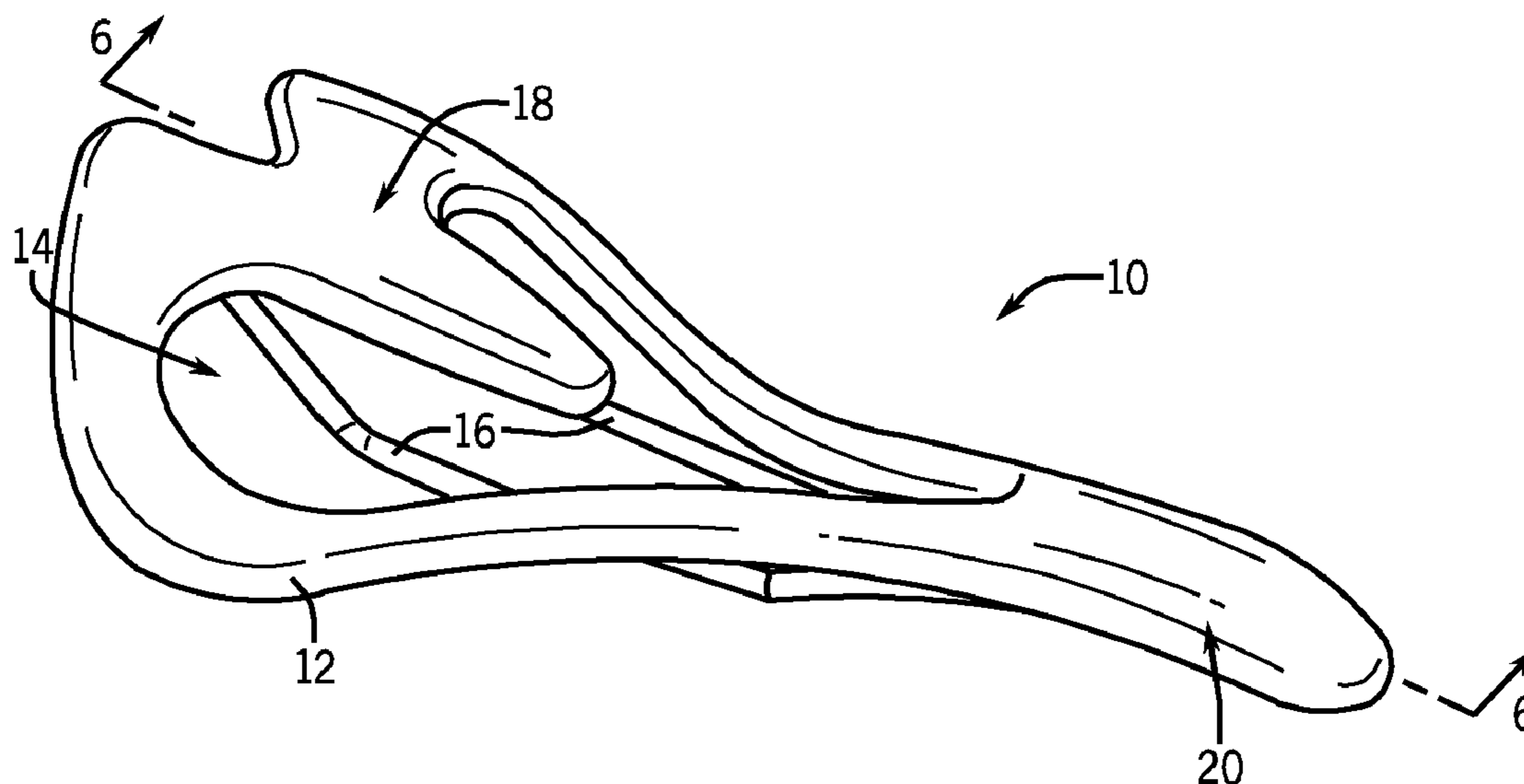
(57) **ABSTRACT**

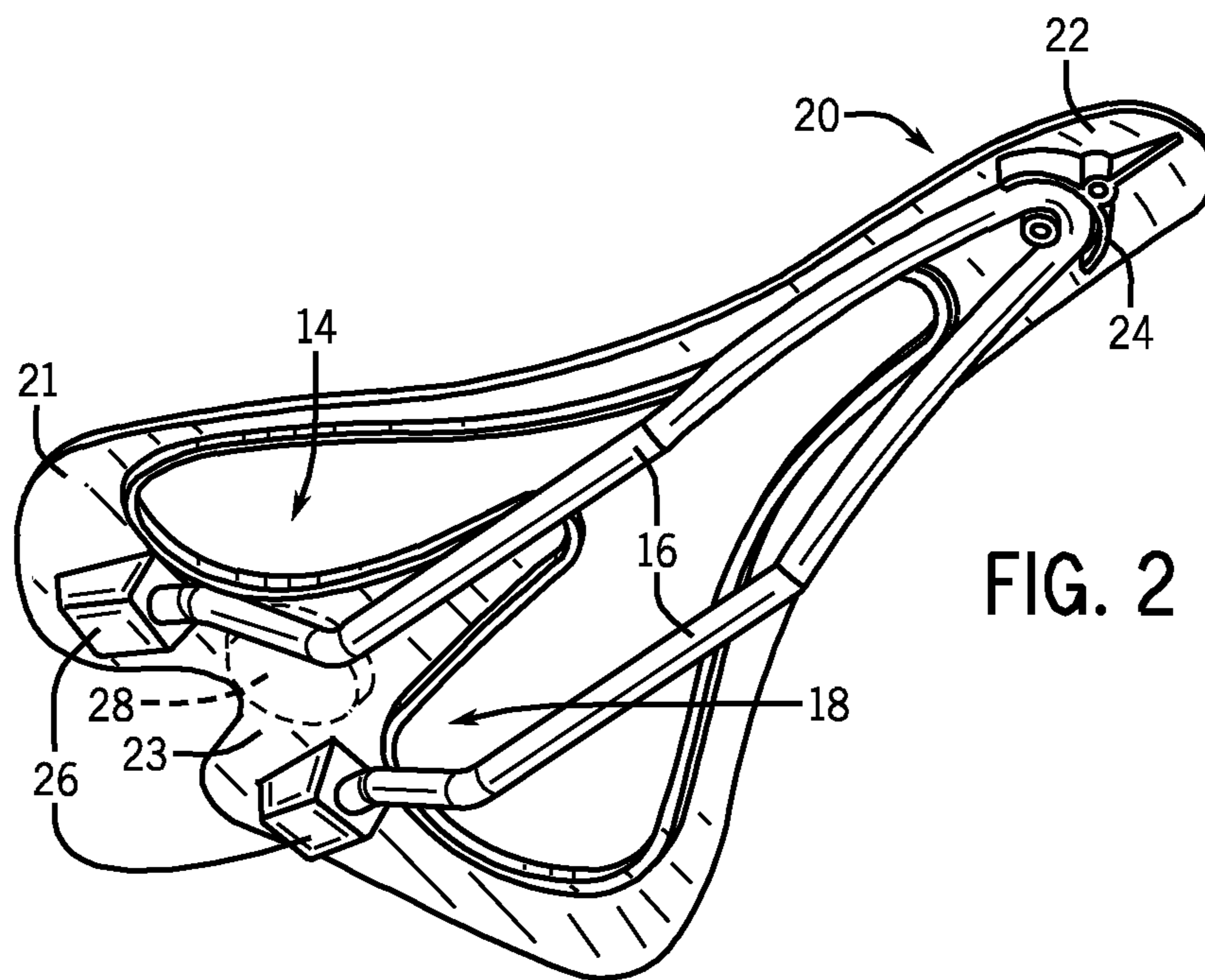
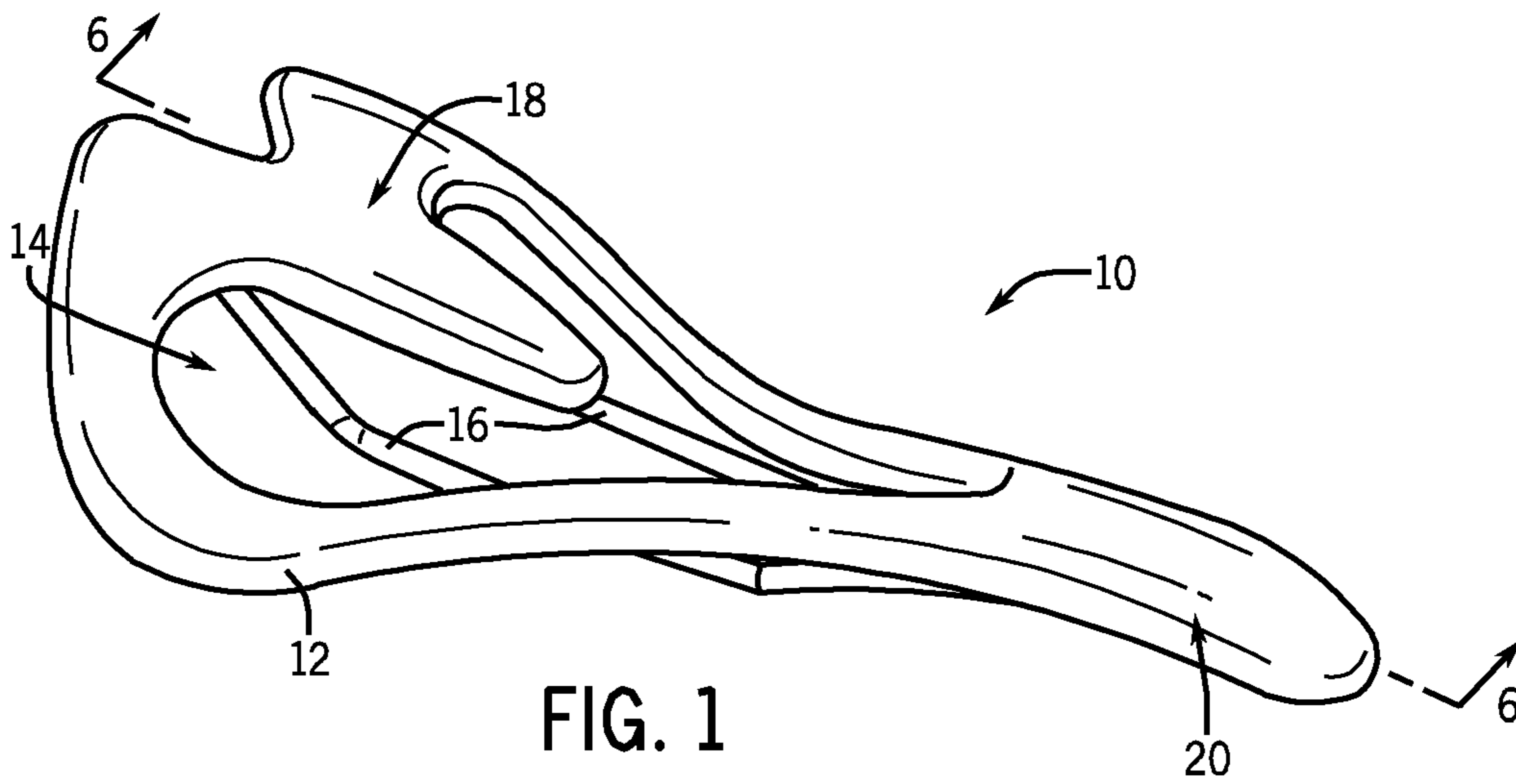
An ergonomic bicycle seat to reduce pressure on a pubic bone, ischial tuberosity and pudendal surface of a user includes a concave frame with an opening in a central portion of the frame. The concave frame cradles the ischial tuberosity of the user and the opening removes pressure on the pubic bone and pudendal surface of the user. A support layer is affixed to a top portion of the concave frame and an arched rail is affixed to a bottom portion of the concave frame and a bicycle. The rail flexes and disperses a weight load of the user away from the pubic bone of the user.

(51) **Int. Cl.**
B62J 1/00 (2006.01)

(52) **U.S. Cl.**
CPC . **B62J 1/002** (2013.01); **B62J 1/007** (2013.01)

4 Claims, 3 Drawing Sheets





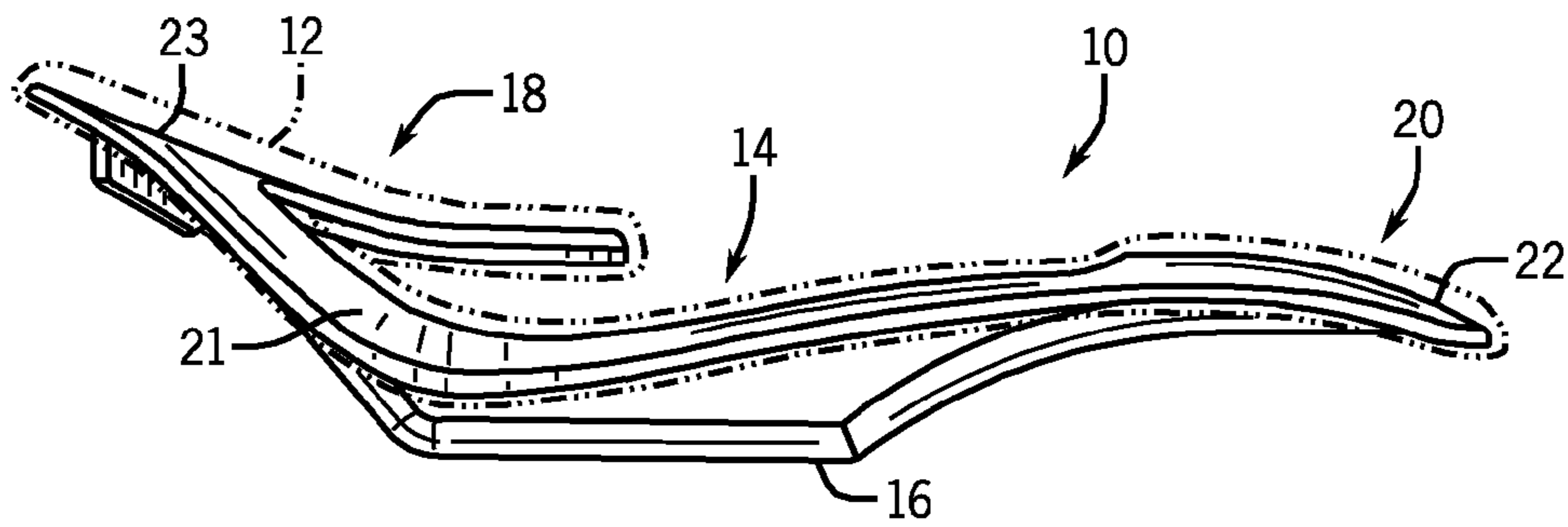


FIG. 3

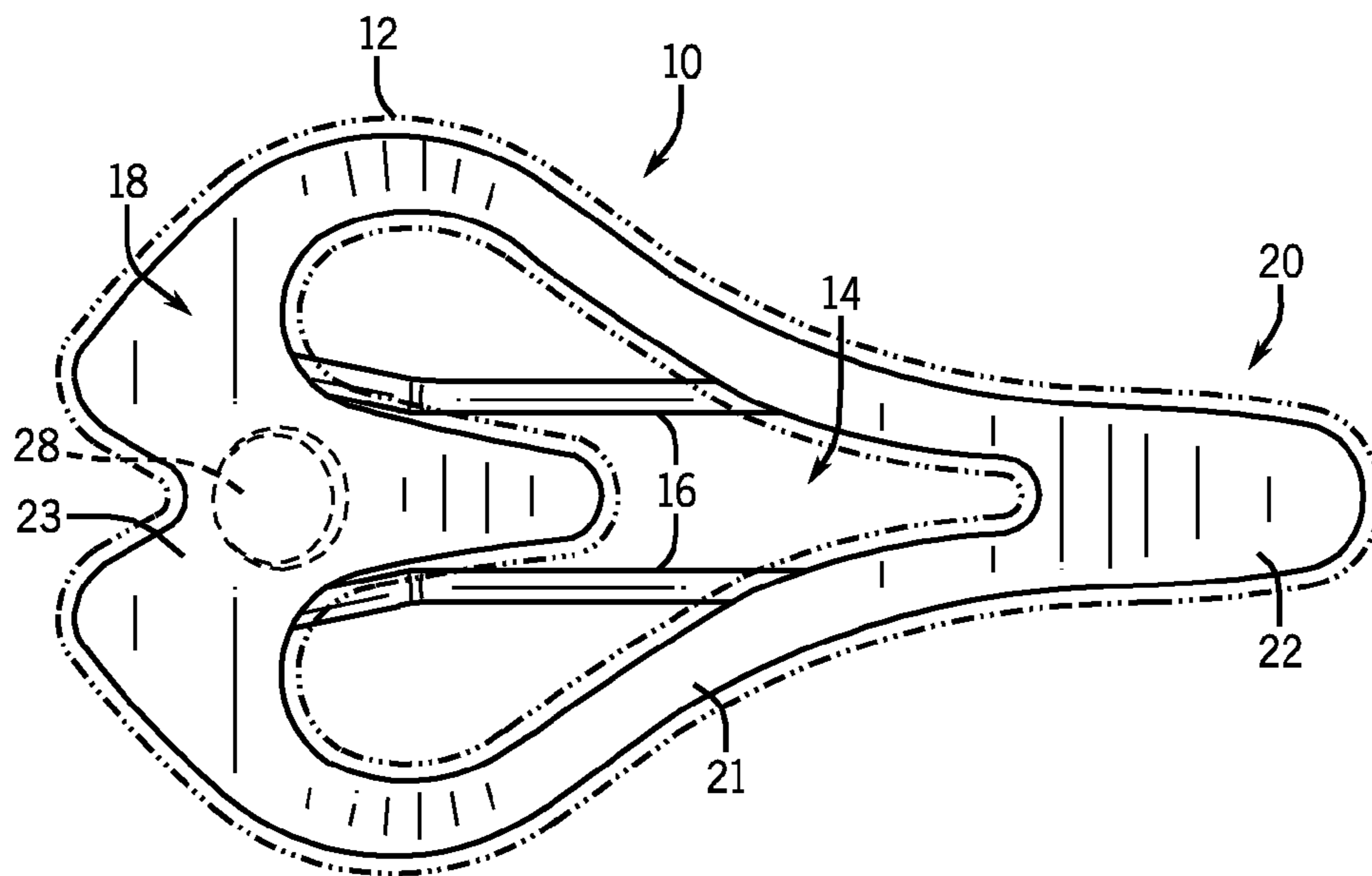


FIG. 4

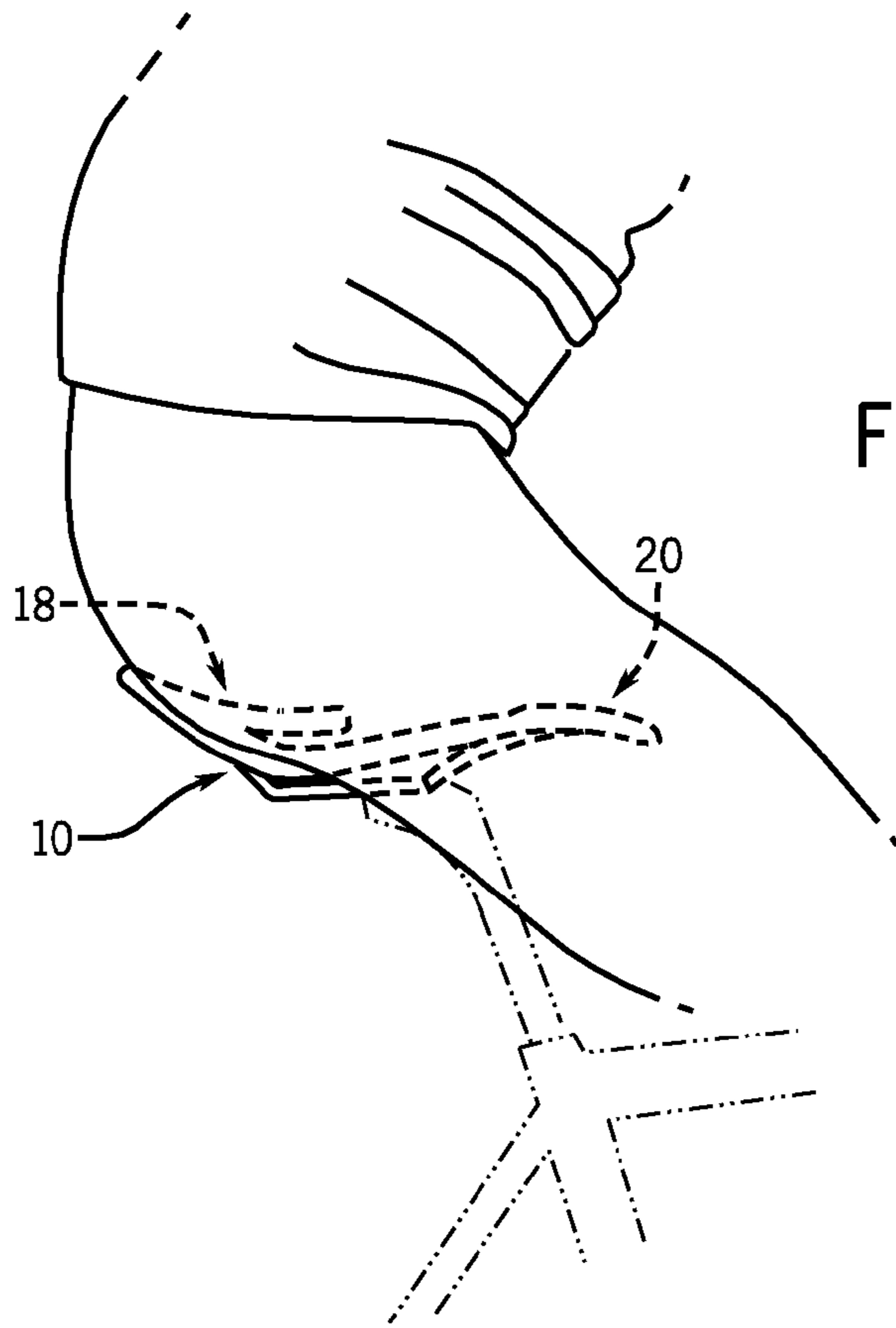


FIG. 5

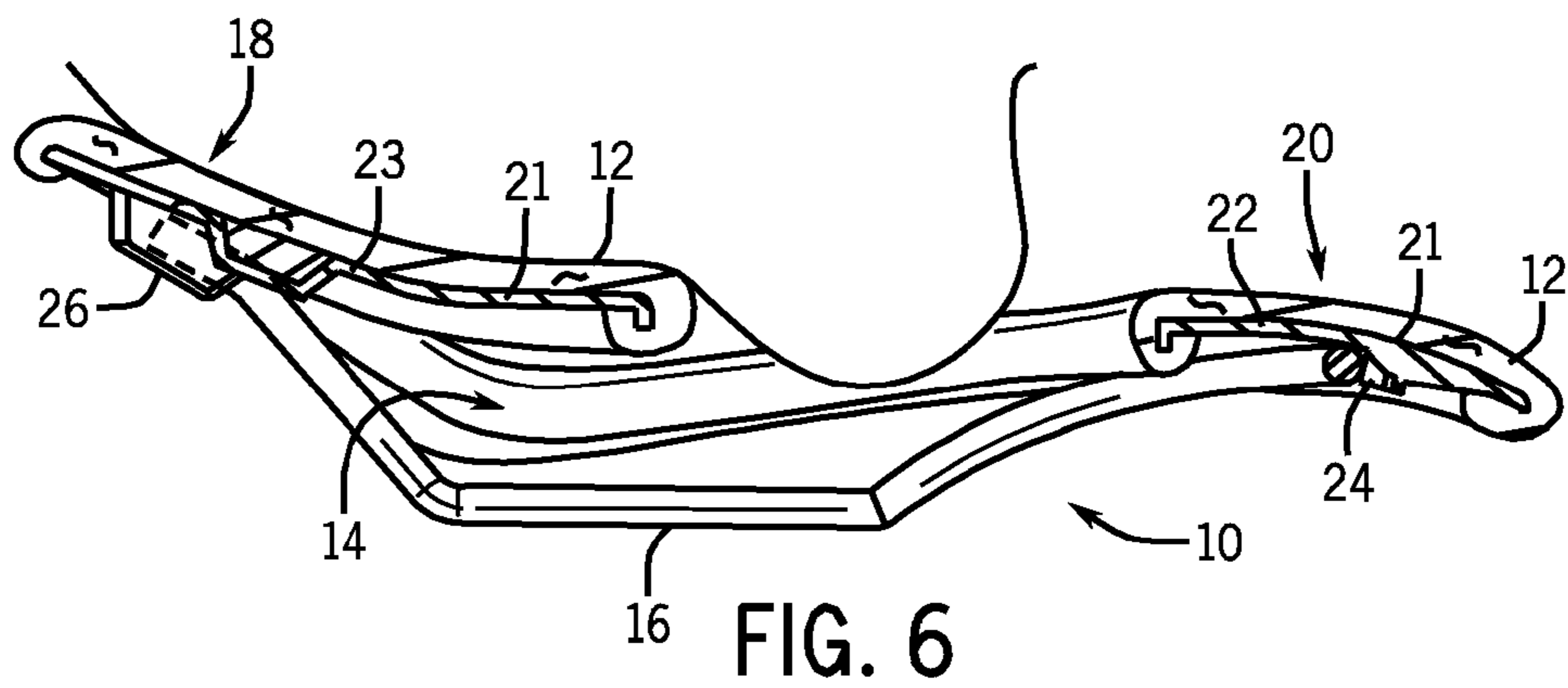


FIG. 6

BICYCLE SEAT FOR REDUCING PRESSURE ON A PUBIC BONE OF A USER

RELATED APPLICATION

The application claims priority to provisional patent application U.S. Ser. No. 61/852,591 filed on Mar. 18, 2013, the entire contents of which is herein incorporated by reference.

BACKGROUND

The embodiments herein relate generally to bicycle seats or saddles. More specifically, embodiments of the invention relate to bicycle seats for reducing pressure on the pubic bone, ischial tuberosity and pudendal surface of the rider.

Traditional bicycle seats contain a shell enclosed by a cover. However, the shell and cover form a solid piece, which places excessive pressure on the rider's pubic bone, ischial tuberosity and pudendal surface. This is especially problematic for all riders including men and women of all ages. Men may suffer from erectile dysfunction and/or prostatitis after experiencing pressure on the pudendal surface for extended periods of time. Women may experience yeast infections and/or endometriosis from excessive pressure on the pudendal surface for extended periods of time. In addition, both men and women may experience a numbness or tingling in their genital regions or sciatica due to excessive pressure from the bicycle seat.

As such, there is a need in the industry for a bicycle seat that effectively reduces the pressure on the pubic bone, ischial tuberosity and pudendal surface of the user.

SUMMARY

An ergonomic bicycle seat configured to reduce pressure on a pubic bone, ischial tuberosity and pudendal surface of a user to minimize the incidence of an injury is provided. The bicycle seat comprises a substantially concave frame comprising an opening in a central portion of the frame, wherein the concave frame is configured to cradle the ischial tuberosity of the user and the opening is configured to remove pressure on the pubic bone and pudendal surface of the user, a support layer affixed to a top portion of the concave frame, and an arched rail affixed to a bottom portion of the concave frame and a bicycle, wherein the rail is configured to flex and disperse a weight load of the user away from the pubic bone of the user.

BRIEF DESCRIPTION OF THE FIGURES

The detailed description of some embodiments of the invention will be made below with reference to the accompanying figures, wherein the figures disclose one or more embodiments of the present invention.

FIG. 1 depicts a top perspective view of certain embodiments of the bicycle seat;

FIG. 2 depicts a bottom perspective view of certain embodiments of the bicycle seat;

FIG. 3 depicts a side elevation view of certain embodiments of the bicycle seat with the cover being shown in phantom;

FIG. 4 depicts a top plan view of certain embodiments of the bicycle seat with the cover being shown in phantom;

FIG. 5 depicts a side elevation view of certain embodiments of the bicycle seat in use; and

FIG. 6 depicts a cross-sectional view of certain embodiments of the bicycle seat taken along line 6-6 of FIG. 1.

DETAILED DESCRIPTION OF CERTAIN EMBODIMENTS

5

10

15

20

25

30

35

40

45

50

55

60

65

As depicted in FIGS. 1-2, bicycle seat **10** comprises cover **12**, seat frame **21** and mounting rail **16**. Cover **12** is a support layer, which comprises front support area **20** and rear support area **18**. Cover **12** is secured to seat frame **21** and maintains opening **14** of seat frame **21**. Cover **12** may comprise any material or combination of materials including, but not limited to, closed cell foam, nylon, carbon fiber, or the like. Opening **14** in cover **12** and seat frame **21** comprises a heart shape, which is configured to be situated below the user's pubic bone and genital region. This allows the user's pubic bone and genital region to rest within opening **14**, which removes any pressure from bicycle seat **10** directed towards these portions of the user's body.

Seat frame **21** comprises front frame portion **22** and rear frame portion **23**. As depicted in FIG. 3, seat frame **21** comprises a substantially concave shape that leads to opening **14**. The concave shape of seat frame **21** is configured to cradle and support the convex portion of the user such as the ischial tuberosity. Seat frame **21** may be made from any materials including, but not limited to, nylon glass, carbon fiber, carbon, or the like. In a preferred embodiment, seat frame **21** may have various sizes such as small (up to 9-11 centimeters), medium (11-13 centimeters), and large (13-17 centimeters). These sizes allow bicycle seat **10** to accommodate adults and children of all ages. Cover **12** is affixed to seat frame **21** by any fastening means known in the field such as an adhesive.

Mounting rail **16** is affixed to seat frame **21** at front mount **24** and rear mounts **26**. In a preferred embodiment, high strength aircraft screws (not shown) secure rail **16** to seat frame **21** at front mount **24**. Mounting rail **16** is molded within cover **12** and seat frame **21** at rear mounts **26**. It shall be appreciated that any alternative fastening components known in the field may be used to secure mounting rail **16** to bicycle seat **10** and the bicycle. Mounting rail **16** is $\frac{1}{4}$ " thick and may be made from any materials including, but not limited to, carbon steel, titanium, carbon, or the like. The front portion of mounting rail **16** comprises an arch, which increases the strength of the rail and effectively disperses the weight load of the user throughout bicycle seat **10**. Mounting rail **16** is further configured to flex, which allows bicycle seat **10** to move with the user. This further reduces pressure and friction on the user. As depicted in FIG. 4, two portions of mounting rail **16** extend substantially parallel to one another below opening **14** of seat frame **21**.

In an alternative embodiment, bicycle seat **10** comprises magnet **28**, which is affixed to the bottom of seat frame **21**. Magnet **28** may be used in conjunction with a tool bag (not shown) comprising a corresponding magnet that engages with magnet **28**. This allows the user to conveniently store any tools or belongings in the bag under seat frame **21** of bicycle **10**.

As depicted in FIGS. 5-6, in operation, bicycle seat **10** is affixed to a bicycle. The user sits on bicycle seat **10** and operates the bicycle as normal. The user's pubic bone and genital region rests within opening **14** of bicycle seat **10**. This removes any pressure from bicycle seat **10** that may be directed toward the user's pubic bone and genital region. Further, pressure is also reduced from the user's ischial tuberosity and pudendal surface, thereby reducing the likelihood that the user may suffer an injury, disorder or complication of an existing ailment. The narrow front support area **20** of

3

bicycle seat **10** reduces chaffing of the user's inner thighs. The concave shape of seat frame **21** cradles and supports the convex portion of the user such as the ischial tuberosity and buttocks.

It shall be appreciated that the components of bicycle seat **10** described in several embodiments herein may comprise any alternative known materials in the field and be of any color, size and/or dimensions. This allows the bicycle seat to accommodate any user and variety of bicycles. It shall be appreciated that the components of the bicycle seat described herein may be manufactured and assembled using any known techniques in the field.

Persons of ordinary skill in the art may appreciate that numerous design configurations may be possible to enjoy the functional benefits of the inventive systems. Thus, given the wide variety of configurations and arrangements of embodiments of the present invention the scope of the invention is reflected by the breadth of the claims below rather than narrowed by the embodiments described above.

What is claimed is:

1. An ergonomic bicycle seat configured to reduce pressure on a pubic bone, ischial tuberosity and pudendal surface of a user to minimize the incidence of an injury, the bicycle seat comprising:

a substantially concave frame comprising a generally heart-shaped opening in a central portion of the frame

4

sufficiently large to receive the pubic bone and a genital region of the user, the heart-shaped opening comprising a front edge, side edges and a rear edge that extend along outer edges of the concave frame, wherein the rear edge of the heart-shaped opening is elevated above side edges of the opening, wherein the concave frame is configured to cradle the ischial tuberosity of the user and the opening is configured to remove pressure on the pubic bone and pudendal surface of the user;

a support layer affixed to a top portion of the concave frame; and

an arched rail affixed to a bottom portion of the concave frame and a bicycle, wherein the rail is configured to flex and disperse a weight load of the user away from the pubic bone of the user.

2. The ergonomic bicycle seat of claim **1**, wherein the frame opening comprises a heart shape.

3. The ergonomic bicycle seat of claim **2**, wherein the arched rail comprises a curvature such that two portions of the rail extend substantially parallel to one another below the opening of the concave frame.

4. The ergonomic bicycle seat of claim **2**, further comprising a magnet affixed to a bottom portion of the concave frame.

* * * * *