

US009199942B2

(12) **United States Patent**  
**Yang et al.**

(10) **Patent No.:** **US 9,199,942 B2**  
(45) **Date of Patent:** **Dec. 1, 2015**

(54) **PROCESSES FOR THE PREPARATION OF PESTICIDAL COMPOUNDS**

(71) Applicant: **Dow AgroSciences LLC**, Indianapolis, IN (US)

(72) Inventors: **Qiang Yang**, Zionsville, IN (US); **Beth Lorsbach**, Indianapolis, IN (US); **Gregory T. Whiteker**, Carmel, IN (US); **Carl DeAmicis**, Indianapolis, IN (US); **Joseck M. Muhuhi**, Midland, MI (US)

(73) Assignee: **Dow AgroSciences LLC**, Indianapolis, IN (US)

(\*) Notice: Subject to any disclaimer, the term of this patent is extended or adjusted under 35 U.S.C. 154(b) by 0 days.

(21) Appl. No.: **14/666,826**

(22) Filed: **Mar. 24, 2015**

(65) **Prior Publication Data**

US 2015/0191433 A1 Jul. 9, 2015

**Related U.S. Application Data**

(62) Division of application No. 14/517,328, filed on Oct. 14, 2014, now Pat. No. 9,044,017.

(60) Provisional application No. 62/043,040, filed on Aug. 28, 2014, provisional application No. 61/892,127, filed on Oct. 17, 2013.

(51) **Int. Cl.**

**C07D 231/40** (2006.01)  
**A01N 43/56** (2006.01)  
**C07D 401/04** (2006.01)  
**C07D 231/38** (2006.01)

(52) **U.S. Cl.**

CPC ..... **C07D 231/40** (2013.01); **A01N 43/56** (2013.01); **C07D 231/38** (2013.01); **C07D 401/04** (2013.01)

(58) **Field of Classification Search**

CPC ..... **C07D 231/40**  
USPC ..... **548/372.5**  
See application file for complete search history.

(56) **References Cited**

**U.S. PATENT DOCUMENTS**

3,597,341 A 8/1971 Oswald  
4,080,457 A 3/1978 Harrison et al.  
4,260,765 A 4/1981 Harrison et al.  
4,407,803 A 10/1983 Haviv et al.  
4,536,506 A 8/1985 Marcoux et al.  
4,824,953 A 4/1989 Bronn  
5,220,028 A 6/1993 Iwasawa et al.  
5,625,074 A 4/1997 Daum et al.  
5,631,380 A 5/1997 Haas et al.  
5,652,372 A 7/1997 Muller et al.  
5,693,657 A 12/1997 Lee et al.  
5,750,718 A 5/1998 Muller et al.  
5,817,677 A 10/1998 Linz et al.  
5,854,264 A 12/1998 Anthony et al.

5,854,265 A 12/1998 Anthony  
5,869,681 A 2/1999 Muller et al.  
6,040,331 A 3/2000 Yamamoto et al.  
6,218,418 B1 4/2001 Pevarello et al.  
6,506,747 B1 1/2003 Betageri et al.  
6,548,525 B2 4/2003 Galemme, Jr. et al.  
6,720,427 B2 4/2004 Sanner et al.  
6,878,196 B2 4/2005 Harada et al.  
6,916,927 B2 7/2005 Bunnage et al.  
6,965,032 B2 11/2005 Freudenberger et al.  
7,192,906 B2 3/2007 Hirohara et al.  
7,196,104 B2 3/2007 Askew, Jr. et al.  
7,319,108 B2 1/2008 Schwink et al.  
7,774,978 B2 8/2010 Ding et al.  
7,803,832 B2 9/2010 Critcher et al.  
7,910,606 B2 3/2011 Nazare et al.  
7,923,573 B2 4/2011 Tamaki et al.  
8,163,756 B2 4/2012 Flynn et al.  
8,222,280 B2 7/2012 Liu et al.  
8,901,153 B2 12/2014 Buysse et al.  
2002/0013326 A1 1/2002 Tiebes et al.  
2003/0153464 A1 8/2003 Nakamura et al.  
2003/0213405 A1 11/2003 Harada et al.  
2004/0043904 A1 3/2004 Yamaguchi et al.  
2004/0082629 A1 4/2004 Iwataki et al.  
2005/0038059 A1 2/2005 Mueller et al.  
2005/0176710 A1 8/2005 Schwink et al.  
2006/0135778 A1 6/2006 Schnatterer et al.  
2006/0160857 A1 7/2006 Buettelmann et al.  
2006/0160875 A1 7/2006 Gaines et al.  
2006/0167020 A1 7/2006 Dickerson et al.  
2006/0287365 A1 12/2006 Billen et al.  
2006/0287541 A1 12/2006 Nishino et al.

(Continued)

**FOREIGN PATENT DOCUMENTS**

EP 0190457 8/1986  
EP 0248315 12/1987

(Continued)

**OTHER PUBLICATIONS**

Kempe et al., "Responsive Glyco-poly(2-oxaoline)s: Synthesis, Cloud Point Tuning, and Lectin Binding," *Biomacromolecules* 2011, vol. 12, pp. 2591-2600.

Fields et al., "Preparation of Trifluoromethyl-Pyrazoles and -Pyrazolines by the Reaction of 2,2,2-Trifluorodiazoethane with Carbon—Carbon Multiple Bonds," *Journal of Fluorine Chemistry*, 1979, vol. 13, pp. 147-158.

Bradbury et al., "Enzyme-catalysed peptide amidation," *Eur. J. Biochem.* 1987, vol. 169, pp. 579-584.

International Search Report and Written Opinion for PCT/US2014/061005 mailed Dec. 16, 2014.

International Search Report and Written Opinion for PCT/US2014/061006 mailed Dec. 8, 2014.

(Continued)

*Primary Examiner* — Patricia L Morris

(74) *Attorney, Agent, or Firm* — Carl D. Corvin; Barnes & Thornburg LLP

(57) **ABSTRACT**

The present application provides processes for making pesticidal compounds and compounds useful both as pesticides and in the making of pesticidal compounds.

**6 Claims, No Drawings**

(56)

## References Cited

## U.S. PATENT DOCUMENTS

2007/0049604 A1 3/2007 Nam et al.  
 2007/0167426 A1 7/2007 Siddiqui et al.  
 2008/0004301 A1 1/2008 Tamaki et al.  
 2008/0027046 A1 1/2008 Annan et al.  
 2009/0023709 A1 1/2009 Gillespie et al.  
 2009/0069288 A1 3/2009 Breinlinger et al.  
 2009/0137524 A1 5/2009 Billen et al.  
 2009/0325956 A1 12/2009 Taniguchi et al.  
 2010/0130474 A1 5/2010 Bothmann et al.  
 2010/0204164 A1 8/2010 Crouse et al.  
 2010/0286169 A1 11/2010 Guiles et al.  
 2010/0292253 A1 11/2010 Trullinger et al.  
 2010/0305200 A1 12/2010 Velicelebi et al.  
 2011/0021771 A1 1/2011 Mallais et al.  
 2011/0048261 A1 3/2011 Shimura  
 2011/0098287 A1 4/2011 Bretschneider et al.  
 2011/0118290 A1 5/2011 Bretschneider et al.  
 2011/0166129 A1 7/2011 Machacek et al.  
 2011/0166143 A1 7/2011 Bretschneider et al.  
 2011/0184188 A1 7/2011 Wada et al.  
 2011/0201649 A1 8/2011 Matsuzaki et al.  
 2011/0212949 A1 9/2011 Bretschneider et al.  
 2011/0275583 A1 11/2011 Bretschneider et al.  
 2011/0319428 A1 12/2011 Fublein et al.  
 2012/0053146 A1 3/2012 Parker et al.  
 2012/0094837 A1 4/2012 Muhlthau et al.  
 2012/0095023 A1 4/2012 Bretschneider et al.  
 2012/0110701 A1 5/2012 Garizi et al.  
 2012/0110702 A1 5/2012 Yap et al.  
 2012/0115811 A1 5/2012 Du et al.  
 2012/0165345 A1 6/2012 Bretschneider et al.  
 2012/0172218 A1 7/2012 Crouse et al.  
 2012/0220453 A1 8/2012 Lowe et al.  
 2012/0252770 A1 10/2012 Berger et al.  
 2013/0072382 A1 3/2013 Trullinger et al.  
 2013/0089622 A1 4/2013 Trullinger et al.  
 2013/0109566 A1 5/2013 Niyaz et al.  
 2013/0261141 A1 10/2013 Bretschneider et al.  
 2013/0288893 A1 10/2013 Buysse et al.  
 2013/0291227 A1 10/2013 Buysse et al.  
 2013/0324736 A1 12/2013 Ross, Jr. et al.  
 2013/0324737 A1 12/2013 Ross, Jr. et al.  
 2013/0338367 A1 12/2013 Numata et al.  
 2014/0162874 A1 6/2014 Yap et al.

## FOREIGN PATENT DOCUMENTS

EP 0425948 5/1991  
 EP 1273582 1/2003  
 EP 1321463 6/2003  
 EP 1329160 7/2003  
 JP 1987-153273 7/1987  
 JP 1988-174905 7/1988  
 JP 1989-226815 9/1989  
 JP 2003-212864 7/2003  
 JP 2004-051628 2/2004  
 JP 2004-292703 10/2004  
 JP 2012-188418 10/2012  
 JP 2013-075871 4/2013  
 JP 2013-082699 5/2013  
 JP 2013-082704 5/2013  
 JP 2013-107867 6/2013  
 JP 2013-129651 7/2013  
 JP 2013-129653 7/2013  
 WO 0097323 1/1984  
 WO 0205024 12/1986  
 WO 94/13644 6/1994  
 WO 97/36897 10/1997  
 WO 98/49166 11/1998  
 WO 00/35919 6/2000  
 WO 01/34127 5/2001  
 WO 01/90078 11/2001  
 WO 02/083111 10/2002  
 WO 03/008405 1/2003

WO 2011/134964 1/2003  
 WO 03/072102 9/2003  
 WO 2004/041813 5/2004  
 WO 2005/070925 8/2005  
 WO 2005/074875 8/2005  
 WO 2006/023462 3/2006  
 WO 2006/033005 3/2006  
 WO 2006/046593 5/2006  
 WO 2006/103045 10/2006  
 WO 2007/005838 1/2007  
 WO 2008/090382 7/2007  
 WO 2007/087427 8/2007  
 WO 2007/098826 9/2007  
 WO 2008/005457 1/2008  
 WO 2008/079277 7/2008  
 WO 2011/045224 10/2009  
 WO 2009/149858 12/2009  
 WO 2010/006713 1/2010  
 WO 2010/009290 1/2010  
 WO 2010/012442 2/2010  
 WO 2010/033360 3/2010  
 WO 2010/048207 4/2010  
 WO 2010/060379 6/2010  
 WO 2010/075376 7/2010  
 WO 2010/129497 11/2010  
 WO 2010/133336 11/2010  
 WO 2010/146236 12/2010  
 WO 2011/003065 1/2011  
 WO 2011/043371 4/2011  
 WO 2011/045240 4/2011  
 WO 2011/091153 7/2011  
 WO 2011/101229 8/2011  
 WO 2011/126903 10/2011  
 WO 2011/128304 10/2011  
 WO 2011/138285 11/2011  
 WO 2011/163518 12/2011  
 WO 2012/000896 1/2012  
 WO 2012/004217 1/2012  
 WO 2012/007500 1/2012  
 WO 2010/035011 3/2012  
 WO 2012/052412 4/2012  
 WO 2012/061290 5/2012  
 WO 2012/070114 5/2012  
 WO 2012/102387 8/2012  
 WO 2012/108511 8/2012  
 WO 2012/147107 11/2012  
 WO 2012/168361 12/2012  
 WO 2013/000931 1/2013  
 WO 2013/010946 1/2013  
 WO 2013/010947 1/2013  
 WO 2013/062980 5/2013  
 WO 2013/064324 5/2013  
 WO 2013/156431 10/2013  
 WO 2013/156433 10/2013

## OTHER PUBLICATIONS

International Search Report and Written Opinion for PCT/US2014/061007 mailed Dec. 31, 2014.  
 International Search Report and Written Opinion for PCT/US2014/061009 mailed Dec. 8, 2014.  
 International Search Report and Written Opinion for PCT/US2014/061010 mailed Dec. 15, 2014.  
 International Search Report and Written Opinion for PCT/US2014/061012 mailed Dec. 15, 2014.  
 International Search Report and Written Opinion for PCT/US2014/061014 mailed Dec. 15, 2014.  
 International Search Report and Written Opinion for PCT/US2014/061016 mailed Dec. 15, 2014.  
 International Search Report and Written Opinion for PCT/US2014/061022 mailed Dec. 29, 2014.  
 International Search Report and Written Opinion for PCT/US2014/061023 mailed Dec. 15, 2014.  
 International Search Report and Written Opinion for PCT/US2014/061024 mailed Dec. 15, 2014.  
 International Search Report and Written Opinion for PCT/US2014/061027 mailed Dec. 15, 2014.

(56)

**References Cited**

OTHER PUBLICATIONS

International Search Report and Written Opinion for PCT/US2014/  
061029 mailed Dec. 15, 2014.

International Search Report and Written Opinion for PCT/US2014/  
061030 mailed Dec. 15, 2014.

International Search Report and Written Opinion for PCT/US2013/  
029615 mailed May 8, 2013.

1

**PROCESSES FOR THE PREPARATION OF  
PESTICIDAL COMPOUNDS**

CROSS REFERENCE TO RELATED  
APPLICATIONS

This Application is a division of U.S. application Ser. No. 14/517,328 filed on Oct. 17, 2014, which claims the benefit of the following U.S. Provisional Patent Application Ser. No. 62/043,040, filed Aug. 28, 2014; and Ser. No. 61/892,127, filed Oct. 17, 2013, the entire disclosures of these applications are hereby expressly incorporated by reference into this Application.

TECHNICAL FIELD

This application relates to efficient and economical synthetic chemical processes for the preparation of pesticidal thioether and pesticidal sulfoxides. Further, the present application relates to certain novel compounds necessary for their synthesis. It would be advantageous to produce pesticidal

2

thioether and pesticidal sulfoxides efficiently and in high yield from commercially available starting materials.

DETAILED DESCRIPTION

The following definitions apply to the terms as used throughout this specification, unless otherwise limited in specific instances.

As used herein, the term "alkyl" denotes branched or unbranched hydrocarbon chains.

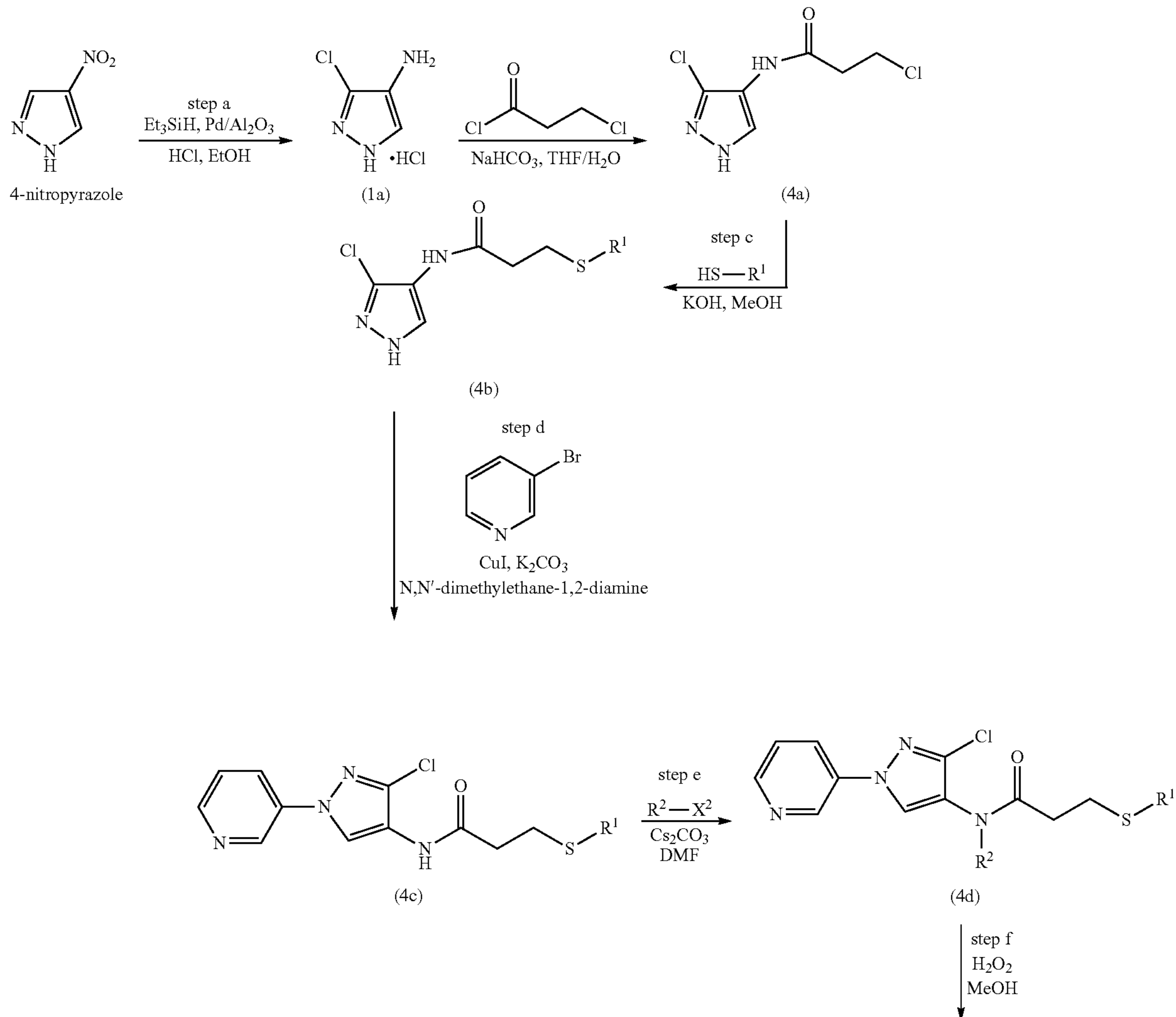
As used herein, the term "alkynyl" denotes branched or unbranched hydrocarbon chains having at least one C≡C.

Unless otherwise indicated, the term "cycloalkyl" as employed herein alone is a saturated cyclic hydrocarbon group, such as cyclopropyl, cyclobutyl, cyclopentyl, cyclohexyl.

The term "thio" as used herein as part of another group refers to a sulfur atom serving as a linker between two groups.

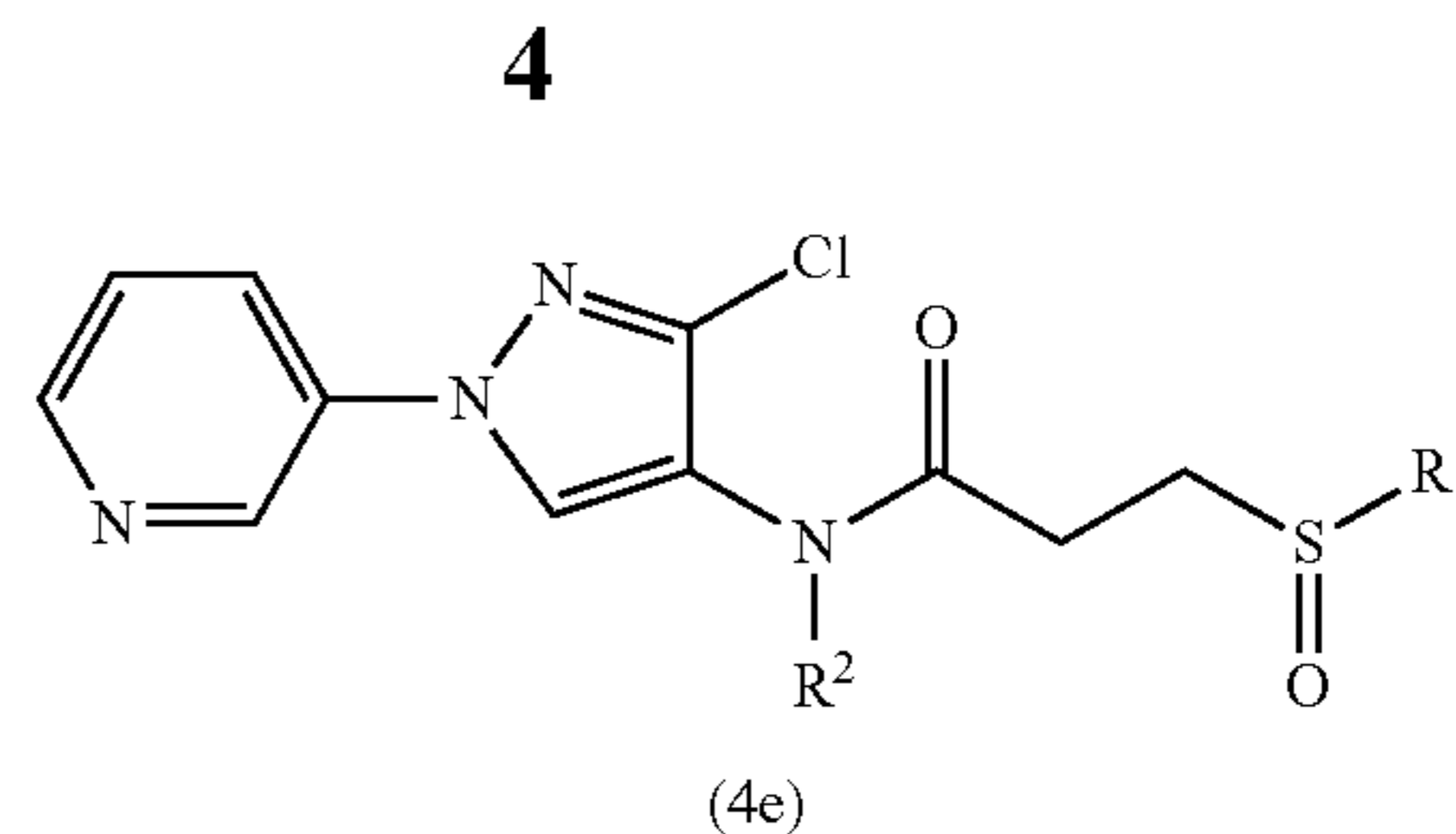
The term "halogen" or "halo" as used herein alone or as part of another group refers to chlorine, bromine, fluorine, and iodine.

The compounds and process of the present application are described in detail below in scheme 1.

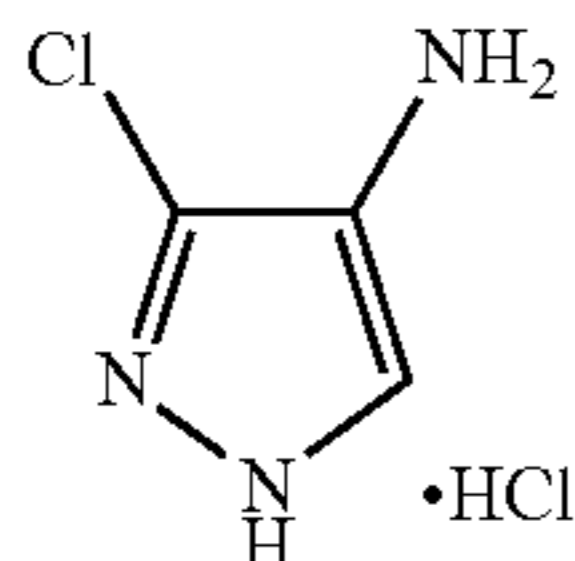


3

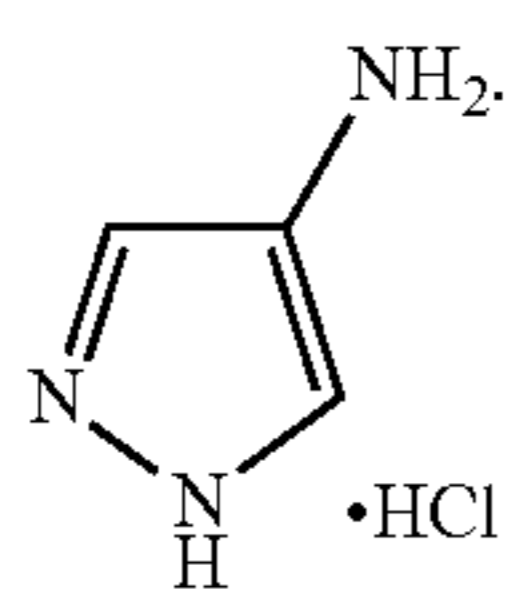
-continued



In step a of Scheme 1, 4-nitropyrazole is halogenated and reduced to yield 3-chloro-1H-pyrazol-4-amine hydrochloride (1a). The halogenation occurs at the 3-carbon through the use of concentrated (37 weight percent) hydrochloric acid (HCl). The reduction occurs with triethylsilane (Et<sub>3</sub>SiH) and palladium on alumina (Pd/Al<sub>2</sub>O<sub>3</sub>, preferably about 1 to 10 weight percent palladium on alumina, more preferably about 5 weight percent). This reaction may be conducted at a temperature from about 0° C. to about 40° C., preferably about 10° C. to about 20° C. This reaction may be conducted in a polar protic solvent, such as methanol (MeOH) or ethanol (EtOH), preferably ethanol. It was surprisingly discovered, that by utilizing about 1 equivalents to about 4 equivalents, preferably, about 2.5 equivalents to about 3.5 equivalents of triethylsilane in this step, while conducting the reaction between about 10° C. and about 20° C., gives about a 10:1 molar ratio of the desired halogenated product 3-chloro-1H-pyrazol-4-amine hydrochloride (1a)



versus the undesired product



1H-pyrazol-4-amine hydrochloride

In step b of Scheme 1, 3-chloro-1H-pyrazol-4-amine hydrochloride (1a) is reacted with between about 1 equivalent and about 2 equivalents of 3-chloropropionyl chloride in the presence of a base, preferably, metal carbonates, metal hydroxides, metal phosphates, more preferably sodium bicarbonate (NaHCO<sub>3</sub>) to yield 3-chloro-N-(3-chloro-1H-pyrazol-4-yl)propanamide (4a). The reaction may be conducted in a mixture of tetrahydrofuran (THF), and water. It was surprisingly discovered that a chloro substituent must be present at the 3-position for this reaction to proceed to completion and to also avoid over acylation. Described herein is a comparative example without a halogen at the 3-position that yielded the double acylated product (see "CE-1"). Further, comparative example with a bromo group at the 3-position afforded the product in a surprisingly low yield compared to the yield with the chloro group (see "CE-2").

In step c of Scheme 1, 3-chloro-N-(3-chloro-1H-pyrazol-4-yl)propanamide (4a) undergoes nucleophilic substitution

by a thiol (HS-R<sup>1</sup>), in the presence of an inorganic base, preferably, metal carbonates, metal hydroxides, metal phosphates, metal hydrides, more preferably, potassium hydroxide, conducted in the presence of a polar solvent, preferably methanol, wherein R<sup>1</sup> is selected from the group consisting of C<sub>1</sub>-C<sub>4</sub>-haloalkyl and C<sub>1</sub>-C<sub>4</sub>-alkyl-C<sub>3</sub>-C<sub>6</sub>-halocycloalkyl, preferably, R<sup>1</sup> is selected from CH<sub>2</sub>CH<sub>2</sub>CF<sub>3</sub> or CH<sub>2</sub>(2,2-difluorocyclopropyl) to yield thioether (4b).

In step d of Scheme 1, thioether (4b) is reacted with a halopyridine, preferably, 3-bromopyridine in the presence of a copper salt, (such as copper(I) chloride (CuCl), copper(II) chloride (CuCl<sub>2</sub>) or copper(I) iodide (CuI)), a base such as potassium phosphate (K<sub>3</sub>PO<sub>4</sub>), or potassium carbonate (K<sub>2</sub>CO<sub>3</sub>), preferably potassium carbonate, and N,N'-dimethylethane-1,2-diamine to yield amide (4c). This synthetic method is simpler and reduces the costs of starting materials over known heteroarylation methods. The process may be conducted in a polar solvent, such as, acetonitrile (MeCN), dioxane, or N,N-dimethylformamide at a temperature between about 50° C. and about 110° C., preferably between about 70° C. and about 90° C. It is preferred that the reaction mixture is stirred with heating for between 2 hours and 24 hours.

In step e of Scheme 1, pesticidal thioether (4c) is alkylated preferably with a R<sup>2</sup>-X<sup>2</sup> to yield pesticidal thioether (4d), wherein X<sup>2</sup> is a leaving group. The leaving group may be selected from halo, mesylate, or tosylate. R<sup>2</sup> is selected from C<sub>1</sub>-C<sub>4</sub>-alkyl, C<sub>2</sub>-C<sub>4</sub>-alkynyl, preferably, methyl, ethyl, and propargyl. R<sup>2</sup>-X<sup>2</sup> may be selected from methyl iodide, ethyl bromide, ethyl iodide, propargyl chloride, propargyl bromide, ethyl mesylate, propargyl mesylate, ethyl tosylate, and propargyl tosylate. The alkylation is conducted in the presence of an inorganic base, preferably, metal carbonates, metal hydroxides, metal phosphates, metal hydrides, more preferably, cesium carbonate (Cs<sub>2</sub>CO<sub>3</sub>), conducted in the presence of a polar solvent, preferably N,N-dimethylformamide (DMF) at temperatures from about 0° C. to about 50° C.

Alternatively, in step e of Scheme 1, the alkylation of pesticidal thioether (3b) may be conducted in the presence of a base such as sodium hydride (NaH), in the presence of a polar aprotic solvent, such as N,N-dimethylformamide, tetrahydrofuran, hexamethylphosphoramide (HMPA), dimethylsulfoxide (DMSO), N-methyl-2-pyrrolidinone (NMP), and sulfolane, at temperatures from about 0° C. to about 50° C. It has been unexpectedly discovered that the use of sulfolane as solvent promotes the alkylation reaction over the competitive retro-Michael-type elimination of the C<sub>1</sub>-C<sub>4</sub>-alkyl-S-R<sup>1</sup> unit (see "CE-3"). It has been discovered that the catalytic use of an additive, such as potassium iodide (KI) or tetrabutylammonium iodide (TBAI) decreases the time necessary for the reaction to occur to about 24 hours.

In step f of Scheme 1, thioether (4d) is oxidized with hydrogen peroxide (H<sub>2</sub>O<sub>2</sub>) in methanol to yield the desired pesticidal sulfoxide (4e).

## 5

### EXAMPLES

The following examples are presented to better illustrate the processes of the present application.

#### Example 1

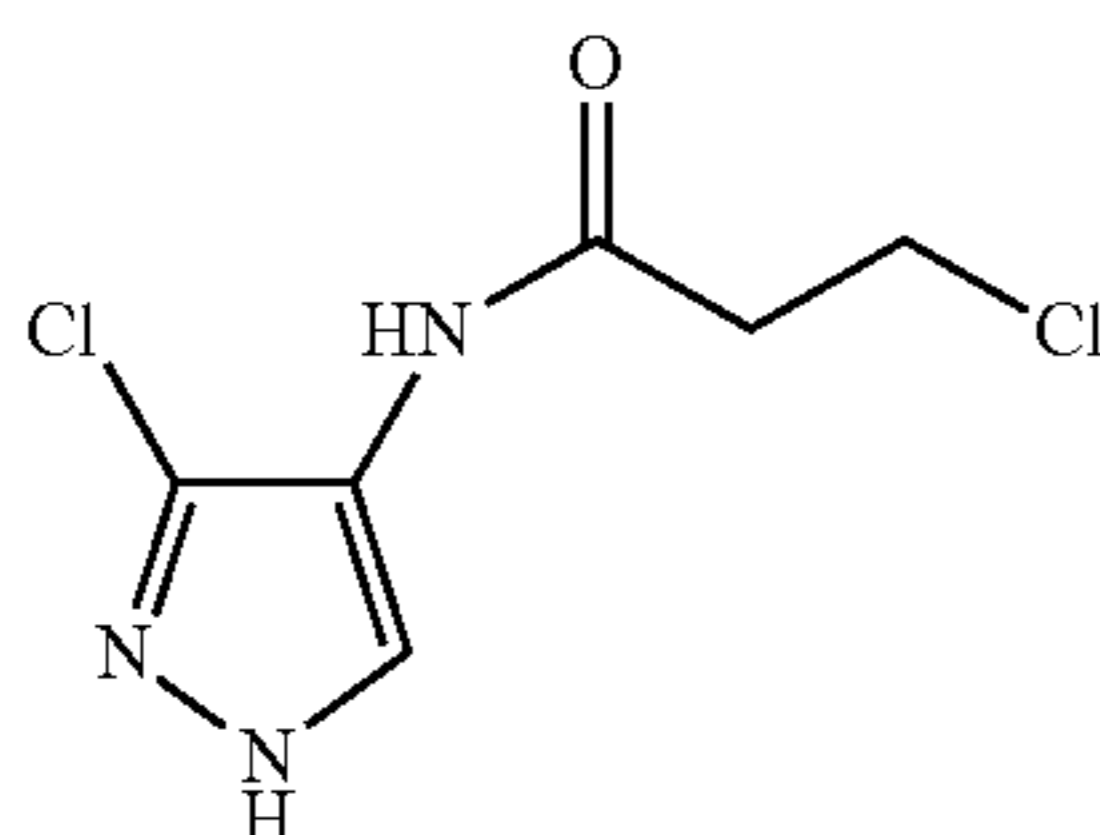
3-chloro-1H-pyrazol-4-amine hydrochloride (1a)



A 1000-mL, multi-neck cylindrical jacketed reactor, fitted with a mechanical stirrer, temperature probe and nitrogen ( $N_2$ ) inlet, was charged with 4-nitropyrazole (50.0 g, 429 mmol) and palladium on alumina (5 wt %, 2.5 g). Ethanol (150 mL) was added, followed by a slow addition of concentrated hydrochloric acid (37 wt %, 180 mL). The reaction was cooled to 15° C., and triethylsilane (171 mL, 1072 mmol) was added slowly via addition funnel over 1 hour, while maintaining the internal temperature at 15° C. The reaction was stirred at 15° C. for 72 hours, after which the reaction mixture was filtered through a Celite® pad and the pad was rinsed with warm ethanol (40° C., 2×100 mL). The combined filtrates were separated and the aqueous layer (bottom layer) was concentrated to ~100 mL. Acetonitrile (200 mL) was added and the resulting suspension was concentrated to ~100 mL. Acetonitrile (200 mL) was added and the resulting suspension was concentrated to ~100 mL. Acetonitrile (200 mL) was added and the resulting suspension was stirred at 20° C. for 1 hour and filtered. The filter cake was rinsed with acetonitrile (2×100 mL) and dried under vacuum at 20° C. to afford a white solid (~10:1 mixture of 1a and 1H-pyrazole-4-amine, 65.5 g, 99%):  $^1H$  NMR (400 MHz, DMSO- $d_6$ )  $\delta$  10.52 (bs, 3H), 8.03 (s, 1H) EIMS m/z 117 ( $[M]^+$ ).

#### Example 2

3-chloro-N-(3-chloro-1H-pyrazol-4-yl) propanamide (4a)



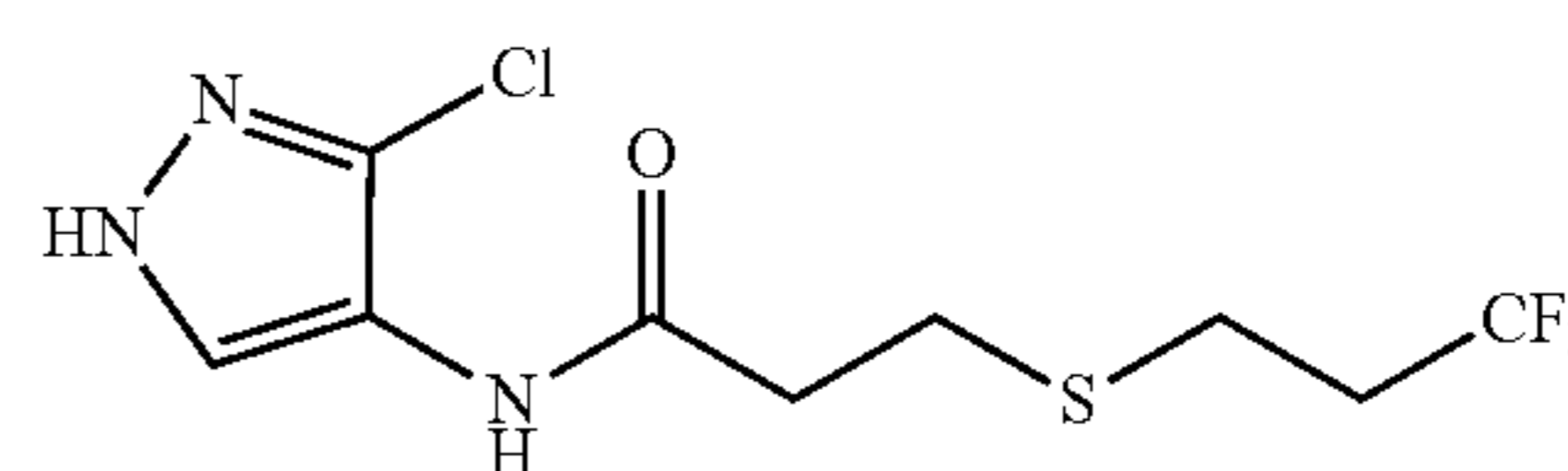
A 250-mL 3-neck flask was charged with 3-chloro-1H-pyrazol-4-amine hydrochloride (10.0 g, 64.9 mmol), tetrahydrofuran (50 mL), and water (50 mL). The resulting suspension was cooled to 5° C. and sodium bicarbonate (17.6 g, 210 mmol) was added, followed by dropwise addition of 3-chloropropanoyl chloride (7.33 g, 57.7 mmol) at <5° C. The reaction was stirred at <10° C. for 1 hour, at which point thin layer chromatography (TLC) [Eluent: 1:1 ethyl acetate (EtOAc)/hexane] analysis indicated the starting material was

## 6

consumed and the desired product was formed. It was diluted with water (50 mL) and ethyl acetate (50 mL) and the layers separated. The aqueous layer was extracted with ethyl acetate (20 mL) and the combined organic layers were concentrated to dryness to afford a pale brown solid, which was purified by flash column chromatography using ethyl acetate as eluent. The pure fractions were concentrated to afford a white solid (9.20 g, 77%): mp: 138-140° C.;  $^1H$  NMR (400 MHz, DMSO- $d_6$ )  $\delta$  12.91 (s, 1 H), 9.68 (s, 1 H), 8.03 (d, J=1.7 Hz, 1 H), 3.85 (t, J=6.3 Hz, 2 H), 2.85 (t, J=6.3 Hz, 2 H);  $^{13}C$  NMR (101 MHz, DMSO- $d_6$ )  $\delta$  167.52, 130.05, 123.59, 116.48, 40.75, 37.91; EIMS m/z 207 (m+).

#### Example 3

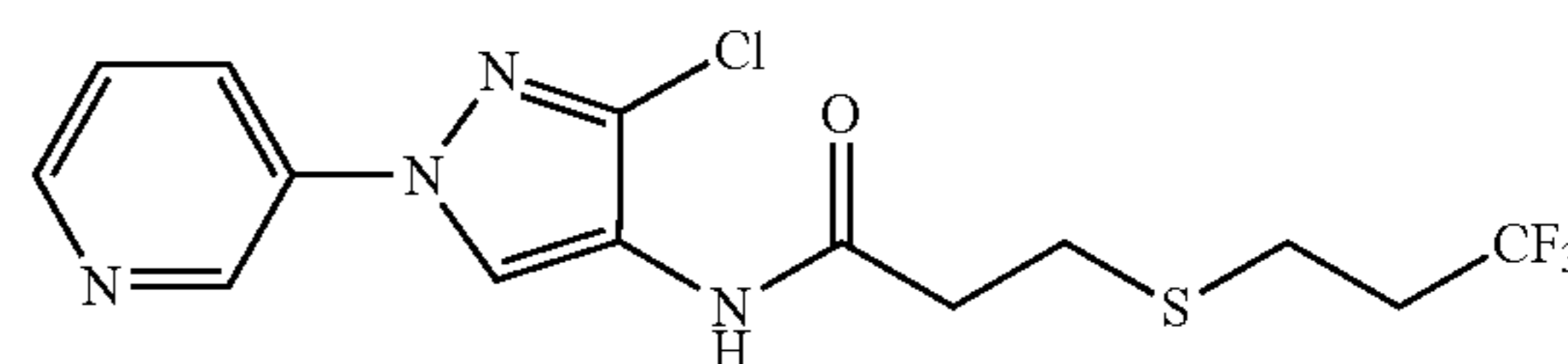
N-(3-chloro-1H-pyrazol-4-yl)-3-(3,3,3-trifluoropropyl)thio)propanamide (Compound 3.4)



A 100 mL, 3-neck round bottom flask was charged with 3-chloro-N-(3-chloro-1H-pyrazol-4-yl)propanamide (1.00 g, 4.81 mmol) and methanol (10 mL), potassium hydroxide (KOH, 0.324 g, 5.77 mmol) was added, followed by 3,3,3-trifluoropropane-1-thiol (0.751 g, 5.77 mmol). The mixture was heated at 50° C. for 4 hours, at which point thin layer chromatography analysis [Eluent: ethyl acetate] indicated that the reaction was complete to give exclusively a new product. It was cooled to 20° C. and diluted with water (20 mL) and ethyl acetate (20 mL). The layers were separated and the aqueous layer was extracted with ethyl acetate (20 mL). The organic layers were combined and dried over sodium sulfate ( $Na_2SO_4$ ) and concentrated to dryness to afford a light yellow oil, which was purified by flash column chromatography using 40% ethyl acetate/hexanes as eluent to afford a white solid after concentration (1.02 g, 70%): mp 83-85° C.;  $^1H$  NMR (400 MHz, DMSO- $d_6$ )  $\delta$  12.90 (s, 1H), 9.59 (s, 1 H), 8.02 (s, 1 H), 2.82 (t, J=7.2 Hz, 2 H), 2.76-2.69 (m, 2 H), 2.66 (t, J=7.1 Hz, 2 H), 2.62-2.48 (m, 2 H);  $^{13}C$  NMR (101 MHz, DMSO- $d_6$ )  $\delta$  168.97, 129.95, 126.60 (q, J=277.4 Hz), 123.42, 116.60, 35.23, 33.45 (q, J=27.3 Hz), 26.85, 23.03 (q, J=3.4 Hz); EIMS m/z 301 ( $[M]^+$ ).

#### Example 4

N-(3-chloro-1-(pyridin-3-yl)-1H-pyrazol-4-yl)-3-(3,3,3-trifluoropropyl)thio)propanamide (Compound 4.4)



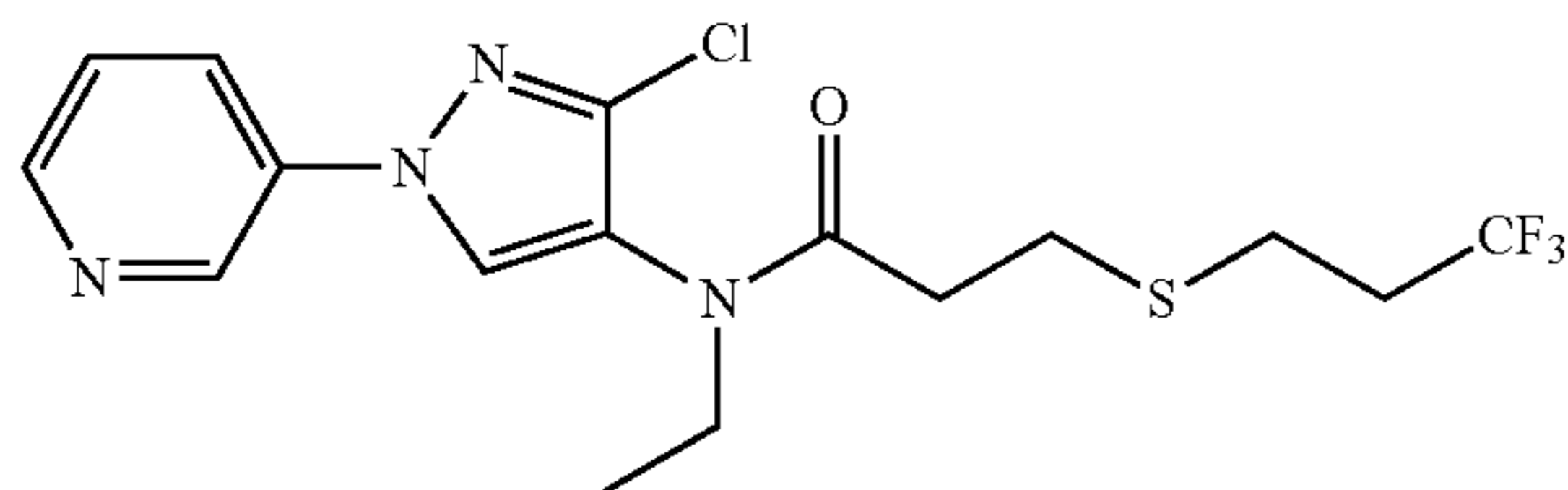
A 100 mL, 3-neck round bottom flask was charged with copper(I) iodide (0.343 g, 1.80 mmol), acetonitrile (50 mL), N,N'-dimethylethane-1,2-diamine (0.318 g, 3.61 mmol), N-(3-chloro-1H-pyrazol-4-yl)-3-(3,3,3-trifluoropropyl)thio)

7

propanamide (2.72 g, 9.02 mmol), potassium carbonate (2.49 g, 18.0) and 3-bromopyridine (1.71 g, 10.8 mmol). The mixture was purged with nitrogen three times and heated to 80° C. for 4 hours, at which point thin layer chromatography analysis [Eluent: ethyl acetate] indicated that only a trace of starting material remained. The mixture was filtered through a Celite® pad and the pad was rinsed with acetonitrile (20 mL). The filtrates were concentrated to dryness and the residue was purified by flash column chromatography using 0-100% ethyl acetate/hexanes as eluent. The fractions containing pure product were concentrated to dryness and further dried under vacuum to afford a white solid (1.82 g, 53%): mp 99-102° C.; <sup>1</sup>H NMR (400 MHz, DMSO-d<sub>6</sub>) δ 9.92 (s, 1 H), 9.05 (d, J=2.7 Hz, 1 H), 8.86 (s, 1H), 8.54 (dd, J=4.5, 1.4 Hz, 1 H), 8.21 (ddd, J=8.4, 2.7, 1.4 Hz, 1 H), 7.54 (dd, J=8.4, 4.7 Hz, 1 H), 2.86 (t, J=7.3 Hz, 2 H), 2.74 (td, J=6.5, 5.6, 4.2 Hz, 4 H), 2.59 (ddd, J=11.7, 9.7, 7.4 Hz, 2 H); <sup>13</sup>C NMR (101 MHz, DMSO-d<sub>6</sub>) δ 169.32, 147.49, 139.44, 135.47, 133.40, 126.60 (q, J=296 Hz), 125.49, 124.23, 122.30, 120.00, 35.18, 33.42 (q, J=27.2 Hz), 26.77, 23.05 (q, J=3.3 Hz); EIMS m/z 378 ([M]<sup>+</sup>).

## Example 5

N-(3-chloro-1-(pyridin-3-yl)-1H-pyrazol-4-yl)-N-ethyl-3-(3,3,3-trifluoropropyl)thio)propanamide (Compound 5.4)



A 100 mL, 3-neck round bottom flask, equipped with mechanical stirrer, temperature probe and nitrogen inlet was charged with cesium carbonate (654 mg, 2.01 mmol), N-(3-chloro-1-(pyridin-3-yl)-1H-pyrazol-4-yl)-3-(3,3,3-trifluoropropyl)thio)propanamide (380 mg, 1.00 mmol) and N,N-dimethylformamide, (5 mL). Iodoethane (0.089 mL, 1.10 mmol) was added dropwise. The reaction was stirred at 40° C. for 2 hours, at which point thin layer chromatography analysis [(Eluent: ethyl acetate)] indicated that only a trace of starting material remained. The reaction mixture was cooled to 20° C. and water (20 mL) was added. It was extracted with ethyl acetate (2x20 mL) and the combined organic layers were concentrated to dryness at <40° C. The residue was purified by flash column chromatography using 0-100% ethyl acetate/hexane as eluent. The fractions containing pure product were concentrated to dryness to afford a colorless oil (270 mg, 66%): <sup>1</sup>H NMR (400 MHz, DMSO-d<sub>6</sub>) δ 9.11 (d, J=2.7 Hz, 1 H), 8.97 (s, 1 H), 8.60 (dd, J=4.8, 1.4 Hz, 1 H), 8.24 (ddd, J=8.4, 2.8, 1.4 Hz, 1 H), 7.60 (ddd, J=8.4, 4.7, 0.8 Hz, 1 H), 3.62 (q, J=7.1 Hz, 2 H), 2.75 (t, J=7.0 Hz, 2 H), 2.66-2.57 (m, 2 H), 2.57-2.44 (m, 2 H), 2.41 (t, J=7.0 Hz, 2 H), 1.08 (t, J=7.1 Hz, 3 H); EIMS m/z 406 ([M]<sup>+</sup>).

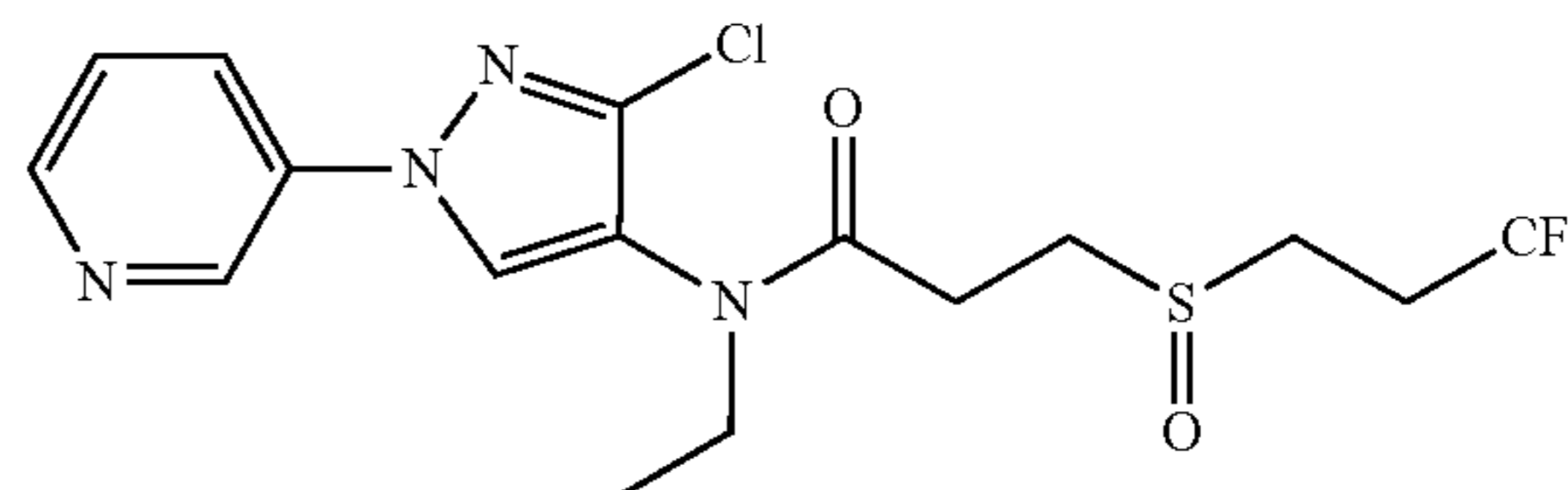
Alternate synthetic route to N-(3-chloro-1-(pyridin-3-yl)-1H-pyrazol-4-yl)-N-ethyl-3-(3,3,3-trifluoropropyl)thio)propanamide (Compound 5.4) To 3-neck round bottomed flask (50 mL) was added sodium hydride (60% in oil, 0.130 g, 3.28 mmol) and sulfolane (16 mL). The gray suspension was stirred for 5 minutes then N-(3-chloro-1-(pyridin-3-yl)-1H-pyrazol-4-yl)-3-(3,3,3-trifluoropropyl)thio)propanamide (1.20 g, 3.16 mmol) dissolved in sulfolane (25 mL) was

8

slowly added dropwise over 5 minutes. The mixture became a light gray suspension after 3 minutes and was allowed to stir for 5 minutes after which time ethyl bromide (0.800 mL, 10.7 mmol) and potassium iodide (0.120 g, 0.720 mmol) were added sequentially. The cloudy suspension was then allowed to stir at room temperature. The reaction was quenched after 6 hours by being poured drop-wise into cooled ammonium formate/acetonitrile solution (30 mL). The resulting orange colored solution was stirred and tetrahydrofuran (40 mL) was added. The mixture was assayed, using octanophenone as a standard, and found to contain (1.09 g, 85%) of the desired product with a selectivity versus the retro-Michael-like decomposition product of 97:3.

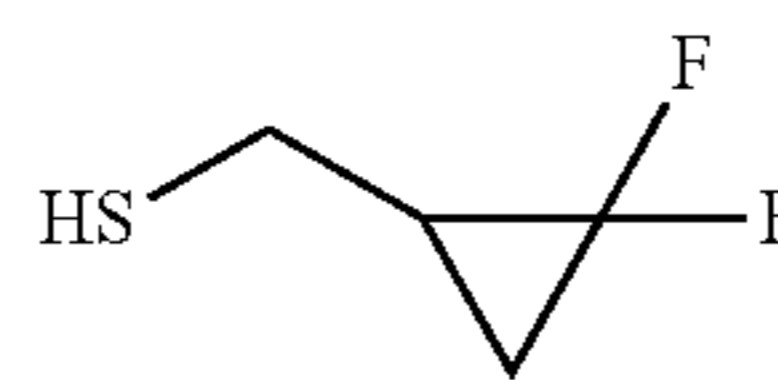
## Example 6

N-(3-chloro-1-(pyridin-3-yl)-1H-pyrazol-4-yl)-N-ethyl-3-((3,3,3-trifluoropropyl)sulfoxo)propanamide (Compound 6.4)



N-(3-chloro-1-(pyridin-3-yl)-1H-pyrazol-4-yl)-N-ethyl-3-((3,3,3-trifluoropropyl)thio)propanamide (57.4 g, 141 mmol) was stirred in methanol (180 mL). To the resulting solution was added hydrogen peroxide (43.2 mL, 423 mmol) dropwise using a syringe. The solution was stirred at room temperature for 6 hours, at which point LCMS analysis indicated that the starting material was consumed. The mixture was poured into dichloromethane (CH<sub>2</sub>Cl<sub>2</sub>, 360 mL) and washed with aqueous sodium carbonate (Na<sub>2</sub>CO<sub>3</sub>). The organic layer was dried over sodium sulfate and concentrated to provide thick yellow oil. The crude product was purified by flash column chromatography using 0-10% methanol/ethyl acetate as eluent and the pure fractions were combined and concentrated to afford the desired product as an oil (42.6 g, 68%): <sup>1</sup>H NMR (400 MHz, DMSO-d<sub>6</sub>) δ 9.09 (dd, J=2.8, 0.7 Hz, 1 H), 8.98 (s, 1 H), 8.60 (dd, J=4.7, 1.4 Hz, 1 H), 8.24 (ddd, J=8.4, 2.7, 1.4 Hz, 1 H), 7.60 (ddd, J=8.4, 4.7, 0.8 Hz, 1 H), 3.61 (q, J=7.4, 7.0 Hz, 2 H), 3.20-2.97 (m, 2 H), 2.95-2.78 (m, 2 H), 2.76-2.57 (m, 2 H), 2.58-2.45 (m, 2 H), 1.09 (t, J=7.1 Hz, 3 H); ESIMS m/z 423 ([M+H]<sup>+</sup>).

## Example PE-1 Prophetic preparation of (2,2-difluorocyclopropyl)methanethiol



To a solution of 2-(bromomethyl)-1,1-difluorocyclopropane (about 1 equivalent) in a solvent, such as methanol (at a concentration ranging from about 0.01 M to about 1 M), at temperatures between about 0° C. and about 40° C. may be added thioacetic acid (about 1 equivalent to about 2 equivalents), and a base, such as potassium carbonate (about 1

equivalent to 2 equivalents). An additional amount of a base, such as potassium carbonate (about 1 equivalent to 2 equivalents) may be added after a time ranging from about 30 minutes to 2 hours to the mixture to remove the acyl group. The reaction may be stirred until it is determined to be complete. The product may then be obtained using standard organic chemistry techniques for workup and purification.

Alternative prophetic preparation of (2,2-difluorocyclopropyl)methanethiol: To a solution of 2-(bromomethyl)-1,1-difluorocyclopropane (about 1 equivalent) in a solvent, such as methanol (at a concentration ranging from about 0.01 M to about 1 M), at temperatures between about 0° C. and about 40° C. may be added thioacetic acid (about 1 equivalent to about 2 equivalents), and a base, such as potassium carbonate (about 1 equivalent to 2 equivalents). The intermediate thioester product may then be obtained using standard organic chemistry techniques for workup and purification. To the thioester (about 1 equivalent) in a solvent, such as methanol (at a concentration ranging from about 0.01 M to about 1 M), at temperatures between about 0° C. and about 40° C. may be added a base, such as potassium carbonate (about 1 equivalent to 2 equivalents). The reaction may be stirred until it is determined to be complete. The product may then be obtained using standard organic chemistry techniques for workup and purification.

#### Biological Examples

##### Example A Bioassays on Green Peach Aphid ("GPA") (*Myzus persicae*) (MYZUPE).

GPA is the most significant aphid pest of peach trees, causing decreased growth, shriveling of leaves, and the death of various tissues. It is also hazardous because it acts as a vector for the transport of plant viruses, such as potato virus Y and potato leafroll virus to members of the nightshade/potato family Solanaceae, and various mosaic viruses to many other food crops. GPA attacks such plants as broccoli, burdock, cabbage, carrot, cauliflower, daikon, eggplant, green beans, lettuce, macadamia, papaya, peppers, sweet potatoes, tomatoes, watercress and zucchini among other plants. GPA also attacks many ornamental crops such as carnations, chrysanthemum, flowering white cabbage, poinsettia and roses. GPA has developed resistance to many pesticides.

Several molecules disclosed herein were tested against GPA using procedures described below.

Cabbage seedling grown in 3-in pots, with 2-3 small (3-5 cm) true leaves, were used as test substrate. The seedlings were infested with 20-5-GPA (wingless adult and nymph stages) one day prior to chemical application. Four posts with individual seedlings were used for each treatment. Test compounds (2 mg) were dissolved in 2 mL of acetone/methanol (1:1) solvent, forming stock solutions of 1000 ppm test compound. The stock solutions were diluted 5× with 0.025% Tween 20 in water to obtain the solution at 200 ppm test compound. A hand-held aspirator-type sprayer was used for spraying a solution to both sides of the cabbage leaves until runoff. Reference plants (solvent check) were sprayed with the diluent only containing 20% by volume acetone/methanol (1:1) solvent. Treated plants were held in a holding room for three days at approximately 25° C. and ambient relative humidity (RH) prior to grading. Evaluation was conducted by counting the number of live aphids per plant under a microscope. Percent Control was measured by using Abbott's correction formula (W. S. Abbott, "A Method of Computing the Effectiveness of an Insecticide" J. Econ. Entomol 18 (1925), pp. 265-267) as follows.

$$\text{Corrected \% Control} = 100 * (X - Y) / X$$

where

X=No. of live aphids on solvent check plants and

Y=No. of live aphids on treated plants

The results are indicated in the table entitled "Table 1: GPA (MYZUPE) and sweetpotato whitefly-crawler (BEMITA) Rating Table".

##### Example B Bioassays on Sweetpotato Whitefly Crawler (*Bemisia tabaci*) (BEMITA.)

The sweetpotato whitefly, *Bemisia tabaci* (Gennadius), has been recorded in the United States since the late 1800s. In 1986 in Florida, *Bemisia tabaci* became an extreme economic pest. Whiteflies usually feed on the lower surface of their host plant leaves. From the egg hatches a minute crawler stage that moves about the leaf until it inserts its microscopic, threadlike mouthparts to feed by sucking sap from the phloem. Adults and nymphs excrete honeydew (largely plant sugars from feeding on phloem), a sticky, viscous liquid in which dark sooty molds grow. Heavy infestations of adults and their progeny can cause seedling death, or reduction in vigor and yield of older plants, due simply to sap removal. The honeydew can stick cotton lint together, making it more difficult to gin and therefore reducing its value. Sooty mold grows on honeydew-covered substrates, obscuring the leaf and reducing photosynthesis, and reducing fruit quality grade. It transmitted plant-pathogenic viruses that had never affected cultivated crops and induced plant physiological disorders, such as tomato irregular ripening and squash silverleaf disorder. Whiteflies are resistant to many formerly effective insecticides.

Cotton plants grown in 3-inch pots, with 1 small (3-5 cm) true leaf, were used at test substrate. The plants were placed in a room with whitely adults. Adults were allowed to deposit eggs for 2-3 days. After a 2-3 day egg-laying period, plants were taken from the adult whitefly room. Adults were blown off leaves using a hand-held Devilbliss sprayer (23 psi). Plants with egg infestation (100-300 eggs per plant) were placed in a holding room for 5-6 days at 82° F. and 50% RH for egg hatch and crawler stage to develop. Four cotton plants were used for each treatment. Compounds (2 mg) were dissolved in 1 mL of acetone solvent, forming stock solutions of 2000 ppm. The stock solutions were diluted 10× with 0.025% Tween 20 in water to obtain a test solution at 200 ppm. A hand-held Devilbliss sprayer was used for spraying a solution to both sides of cotton leaf until runoff. Reference plants (solvent check) were sprayed with the diluent only. Treated plants were held in a holding room for 8-9 days at approximately 82° F. and 50% RH prior to grading. Evaluation was conducted by counting the number of live nymphs per plant under a microscope. Insecticidal activity was measured by using Abbott's correction formula (see above) and presented in Table 1.

TABLE 1

GPA (MYZUPE) and sweetpotato whitefly-crawler (BEMITA) Rating Table		
Example Compound	BEMITA	MYZUPE
1a	B	B
4a	B	D
Compound 3.4	B	B
Compound 4.4	B	A
Compound 5.4	A	A
Compound 6.4	A	A

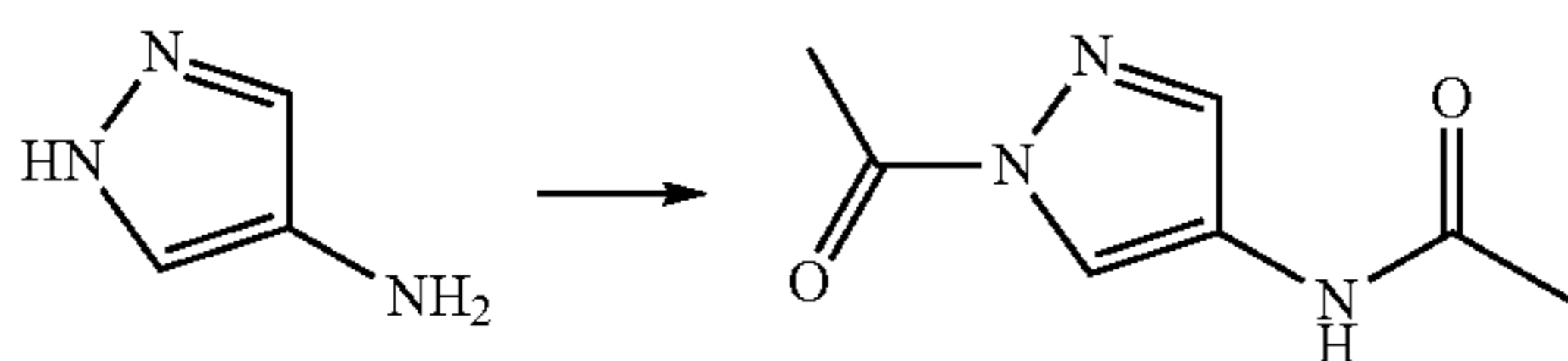


11

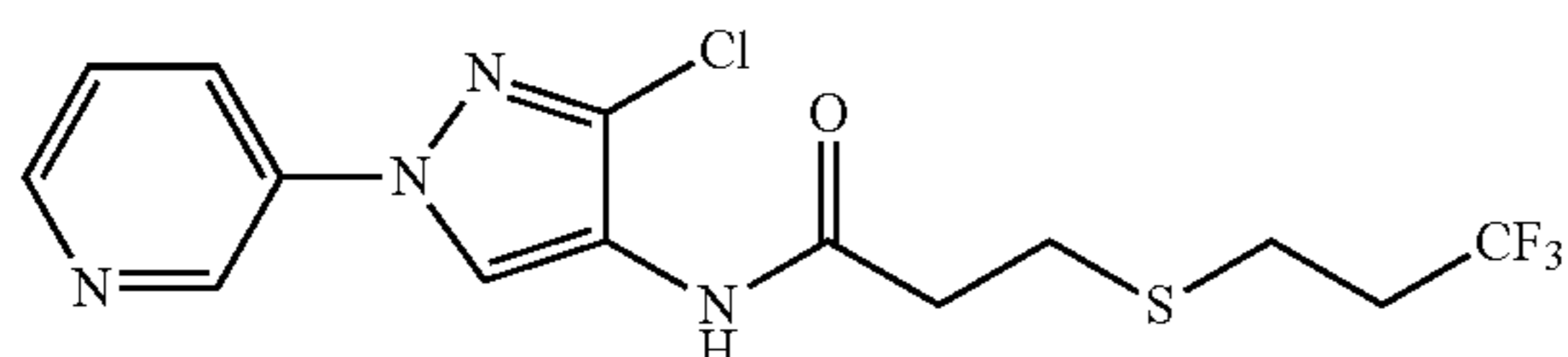
% Control of Mortality	Rating
80-100	A
More than 0 - Less than 80	B
Not Tested	C
No activity noticed in this bioassay	D

## Comparative Examples

Example CE-1  
N-(1-acetyl-1H-pyrazol-4-yl)acetamide

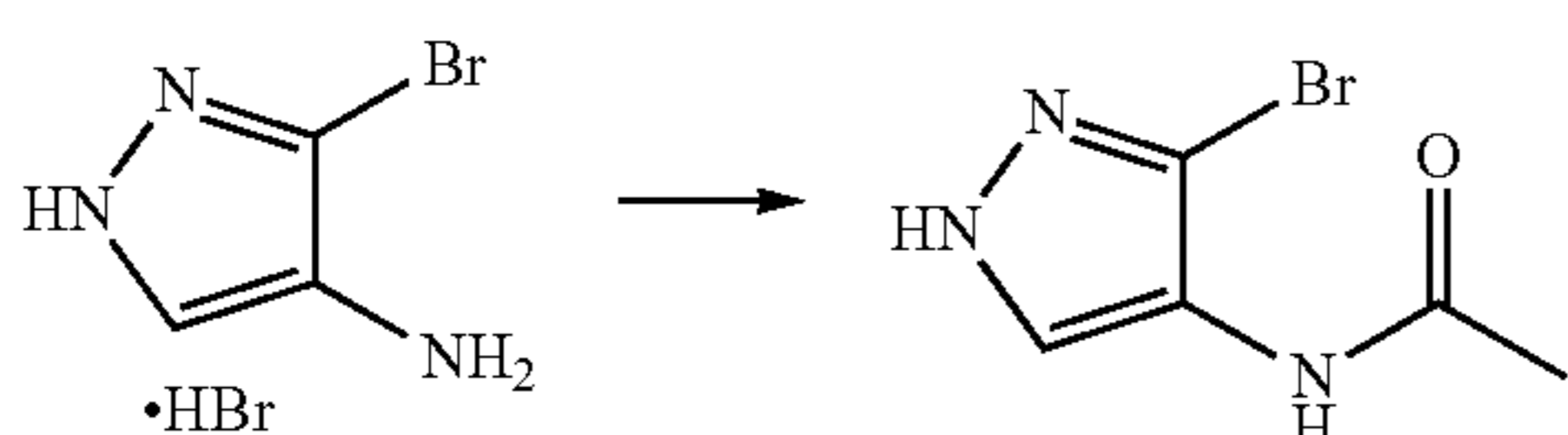


A 250-mL 3-neck flask was charged with 1H-pyrazol-4-amine (5 g, 60.2 mmol) and dichloromethane (50 mL). The resulting suspension was cooled to 5° C. and triethylamine (TEA, 9.13 g, 90.0 mmol) was added, followed by acetic anhydride (Ac<sub>2</sub>O, 7.37 g, 72.2 mmol) at <20° C. The reaction was stirred at room temperature for 18 h, at which point thin layer chromatography [Eluent: ethyl acetate] analysis indicated that the reaction was incomplete. Additional triethy-



amine (4.57 g, 45.0 mmol) and acetic anhydride (3.70 g, 36.0 mmol) were added and the reaction was heated at 30° C. for an additional 3 hours to give a dark solution, at which point thin layer chromatography analysis indicated that only a trace of starting material remained. The reaction mixture was purified by flash column chromatography using ethyl acetate as eluent. The fractions containing pure product were combined and concentrated to dryness to afford an off-white solid. The solid was dried under vacuum at room temperature for 18 hours (5.55 g, 55%): <sup>1</sup>H NMR (400 MHz, DMSO-d<sub>6</sub>) δ 10.30 (s, 1 H), 8.39 (d, J=0.7 Hz, 1 H), 7.83 (d, J=0.7 Hz, 1 H), 2.60 (s, 3 H), 2.03 (s, 3 H); EIMS m/z 167 ([M]<sup>+</sup>).

Example CE-2  
N-(3-Bromo-1H-pyrazol-4-yl)acetamide

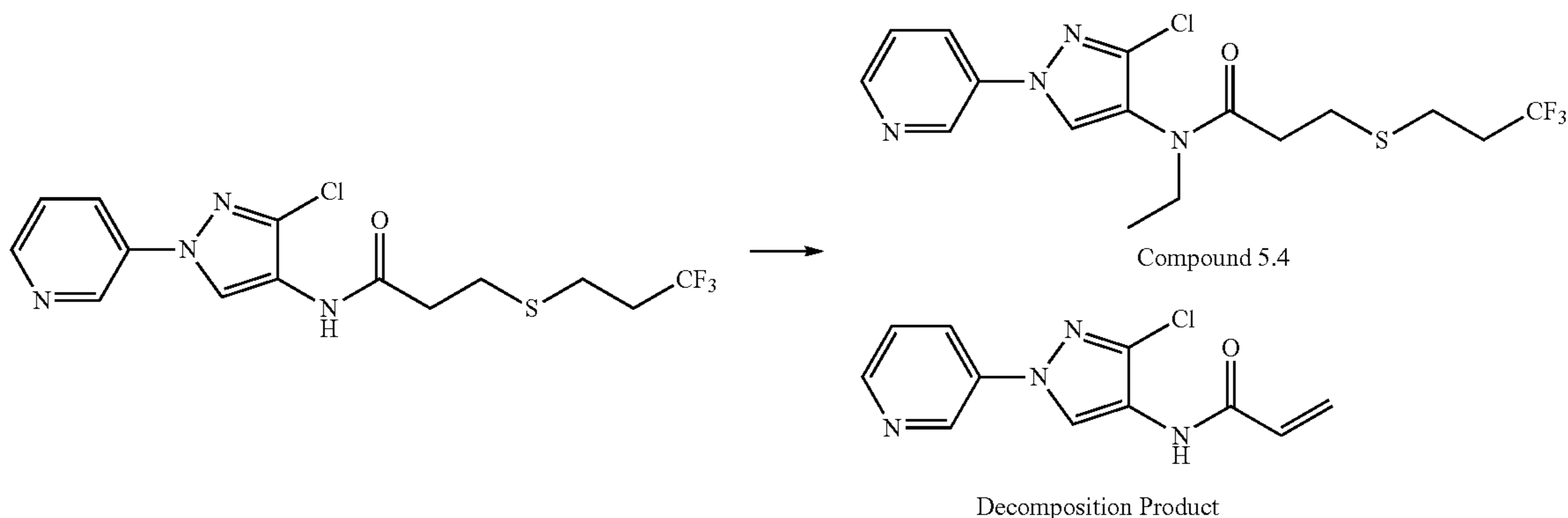


A 250 mL 3-neck round bottom flask was charged with 1H-pyraz-4-amine-hydrobromide (4.00 g, 24.7 mmol) and

12

water (23 mL). To the mixture, sodium bicarbonate (8.30 g, 99.0 mmol) was added slowly over 10 minutes, followed by tetrahydrofuran (23 mL). The mixture was cooled to 5° C. and acetic anhydride (2.60 g, 25.4 mmol) was added over 30 minutes while maintaining the internal temperature at <10° C. The reaction mixture was stirred at ~5° C. for 20 minutes, at which point <sup>1</sup>H NMR and UPLC analyses indicated that the starting material was consumed and the desired product as well as bis-acetylated byproduct were formed. The reaction was extracted with ethyl acetate and the organic layers were dried over magnesium sulfate (MgSO<sub>4</sub>) and concentrated. The crude mixture was triturated with methyl tert-butylether (MTBE) to remove the bisacetylated product to afford ~1.24 g of a white solid. <sup>1</sup>H NMR analysis showed it was 1:1.1 desired to undesired bisacetylated product. The solid was purified by flash column chromatography using 50-100% ethyl acetate/hexanes as eluent to afford the desired product as a white solid (380 mg, 7.5%) and the bisacetylated product as a white solid (~800 mg): <sup>1</sup>H NMR (400 MHz, DMSO-d<sub>6</sub>) δ 13.01 (s, 1 H), 9.36 (s, 1 H), 7.92 (s, 1 H), 2.03 (s, 3 H); <sup>13</sup>C NMR (101 MHz, DMSO-d<sub>6</sub>) δ 167.94, 123.93, 119.19, 119.11, 22.63; ESIMS m/z 204 ([M+H]<sup>+</sup>).

Example CE-3 Alkylation Versus  
Retro-Michael-Like Decomposition



A suspension of sodium hydride (60% in oil, 1.03 equivalent) and solvent (1 vol) was stirred for 5 minutes. N-(3-Chloro-1-(pyridin-3-yl)-1H-pyrazol-4-yl)-3-((3,3,3-trifluoropropyl)thio)propanamide (1 equivalent) dissolved in solvent (2 vol) was slowly added dropwise over 5 minutes. Ethyl bromide (3.3 equivalents) and additive (0.22 equivalents) were added sequentially. The suspension was then allowed to stir at room temperature until consumption of starting material was observed. The selectivity of Compound 6.3 over the decomposition product was determined by HPLC (See Table 2).

TABLE 2

Entry	Additive	Solvent	Time (hours)	Compound 6.3:Decomposition Product
1	tetrabutylammonium iodide	N,N-dimethyl formamide	24	81:19
2	potassium iodide	N,N-dimethyl formamide	72	94:6

13

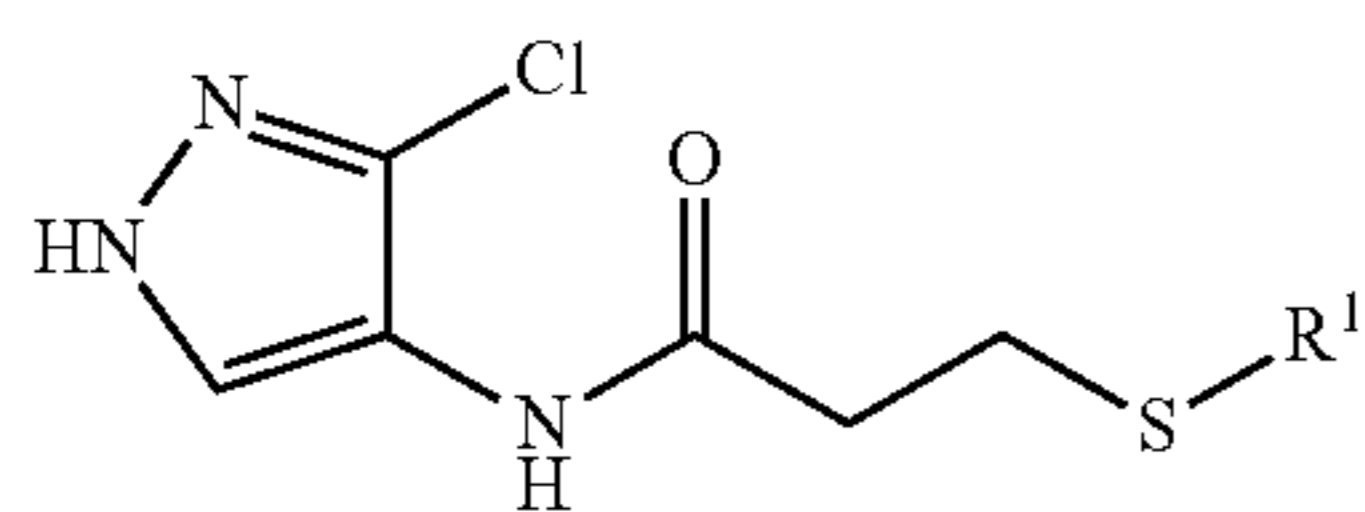
TABLE 2-continued

Entry	Additive	Solvent	Time (hours)	Compound 6.3:Decomposition Product
3	potassium iodide	N-methyl-pyrrolidinone	20	92:8

It should be understood that while this invention has been described herein in terms of specific embodiments set forth in detail, such embodiments are presented by way of illustration of the general principles of the invention, and the invention is not necessarily limited thereto. Certain modifications and variations in any given material, process step or chemical formula will be readily apparent to those skilled in the art without departing from the true spirit and scope of the present invention, and all such modifications and variations should be considered within the scope of the claims that follow.

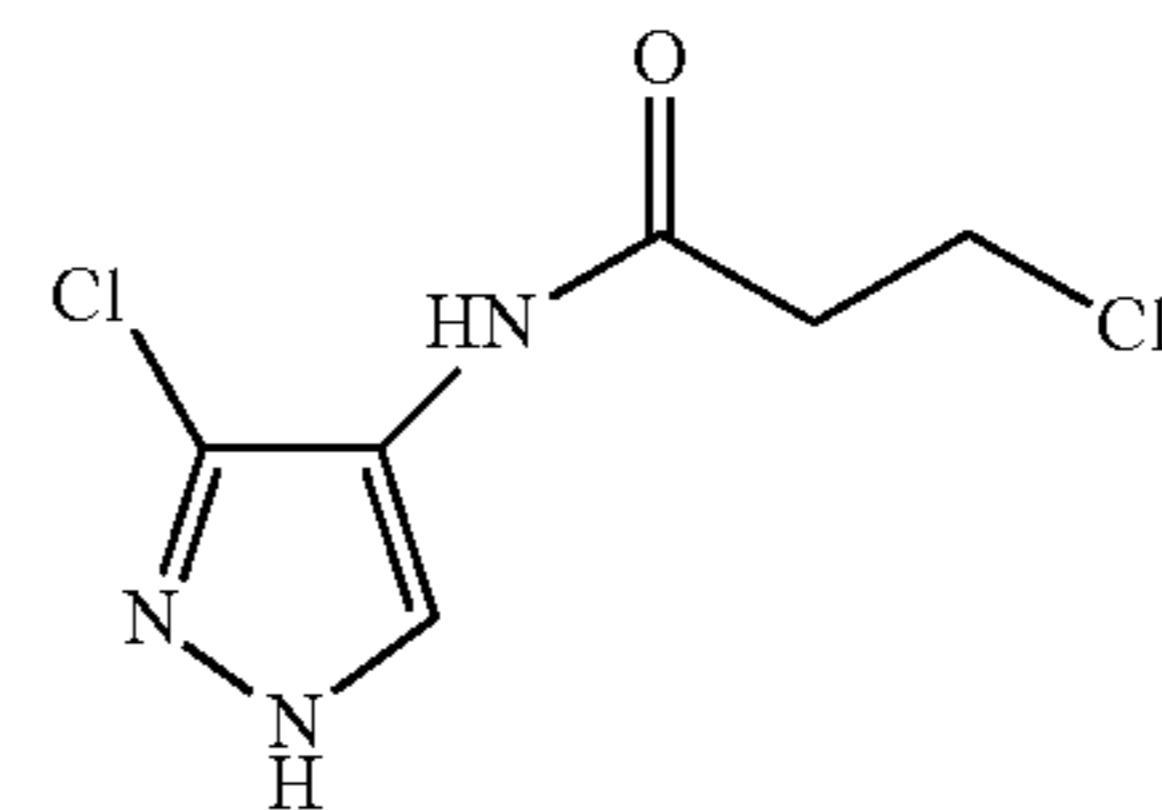
What is claimed is:

1. A process for the preparation of thioethers (4b) useful in the preparation of pesticidal thioethers (4c), (4d) and pesticidal sulfoxides (4e),



14

wherein R<sup>1</sup> is selected from the group consisting of C<sub>1</sub>-C<sub>4</sub> haloalkyl and C<sub>1</sub>-C<sub>4</sub> alkyl-C<sub>3</sub>-C<sub>6</sub> halocycloalkyl, said process which comprises reacting 3-chloro-N-(3-chloro-1H-pyrazol-4-yl)propanamide (4a)



with HS-R<sup>1</sup> in the presence of a base.

2. A The process according to claim 1, wherein R<sup>1</sup> is C<sub>1</sub>-C<sub>4</sub> haloalkyl.

3. A The process according to claim 2, wherein R<sup>1</sup> is CH<sub>2</sub>CH<sub>2</sub>CF<sub>3</sub>.

4. A The process according to claim 1, wherein R<sup>1</sup> is C<sub>1</sub>-C<sub>4</sub> alkyl-C<sub>3</sub>-C<sub>6</sub> halocycloalkyl.

5. A The process according to claim 4, wherein R<sup>1</sup> is CH<sub>2</sub> (2,2-difluorocyclopropyl).

6. The process according to claim 1, wherein the base is potassium hydroxide.

\* \* \* \* \*