

US009125078B2

(12) **United States Patent**
Sampath

(10) **Patent No.:** **US 9,125,078 B2**
(45) **Date of Patent:** **Sep. 1, 2015**

(54) **METHOD AND APPARATUS FOR SETTING REVERSE LINK CQI REPORTING MODES IN WIRELESS COMMUNICATION SYSTEM**

(71) Applicant: **QUALCOMM Incorporated**, San Diego, CA (US)

(72) Inventor: **Hemanth Sampath**, San Diego, CA (US)

(73) Assignee: **QUALCOMM Incorporated**, San Diego, CA (US)

(*) Notice: Subject to any disclaimer, the term of this patent is extended or adjusted under 35 U.S.C. 154(b) by 0 days.

(21) Appl. No.: **14/033,322**

(22) Filed: **Sep. 20, 2013**

(65) **Prior Publication Data**
US 2014/0022946 A1 Jan. 23, 2014

Related U.S. Application Data

(63) Continuation of application No. 13/082,136, filed on Apr. 7, 2011, now Pat. No. 8,599,712, which is a continuation of application No. 12/091,482, filed as application No. PCT/US2006/042302 on Oct. 27, 2006, now Pat. No. 7,924,800.

(60) Provisional application No. 60/731,037, filed on Oct. 27, 2005.

(51) **Int. Cl.**
H04W 24/02 (2009.01)
H04W 52/14 (2009.01)
(Continued)

(52) **U.S. Cl.**
CPC **H04W 24/02** (2013.01); **H04B 7/216** (2013.01); **H04L 5/0057** (2013.01);
(Continued)

(58) **Field of Classification Search**
CPC ... H04W 24/02; H04W 52/146; H04W 52/16; H04W 52/325; H04W 52/48; H04W 52/58; H04W 72/085; H04W 72/0473; H04B 7/216; H04B 7/2628; H04L 27/2601; Y02B 60/44
USPC 370/252, 342, 479
See application file for complete search history.

(56) **References Cited**

U.S. PATENT DOCUMENTS

5,021,777 A 6/1991 Gross et al.
5,196,728 A 3/1993 Jaux

(Continued)

FOREIGN PATENT DOCUMENTS

CA 2340201 A1 1/2001
CN 1346580 A 4/2002

(Continued)

OTHER PUBLICATIONS

Xiao Y, "Orthogonal Frequency Division Multiplexing Modulation and Inter-Carrier Interference Cancellation", Thesis submitted to the Graduate Faculty of the Louisiana State University and Agricultural and Mechanical College in partial fulfillment of the requirements for the degree of Master of Science in Electrical Engineering, May 2003, pp. 1-53.

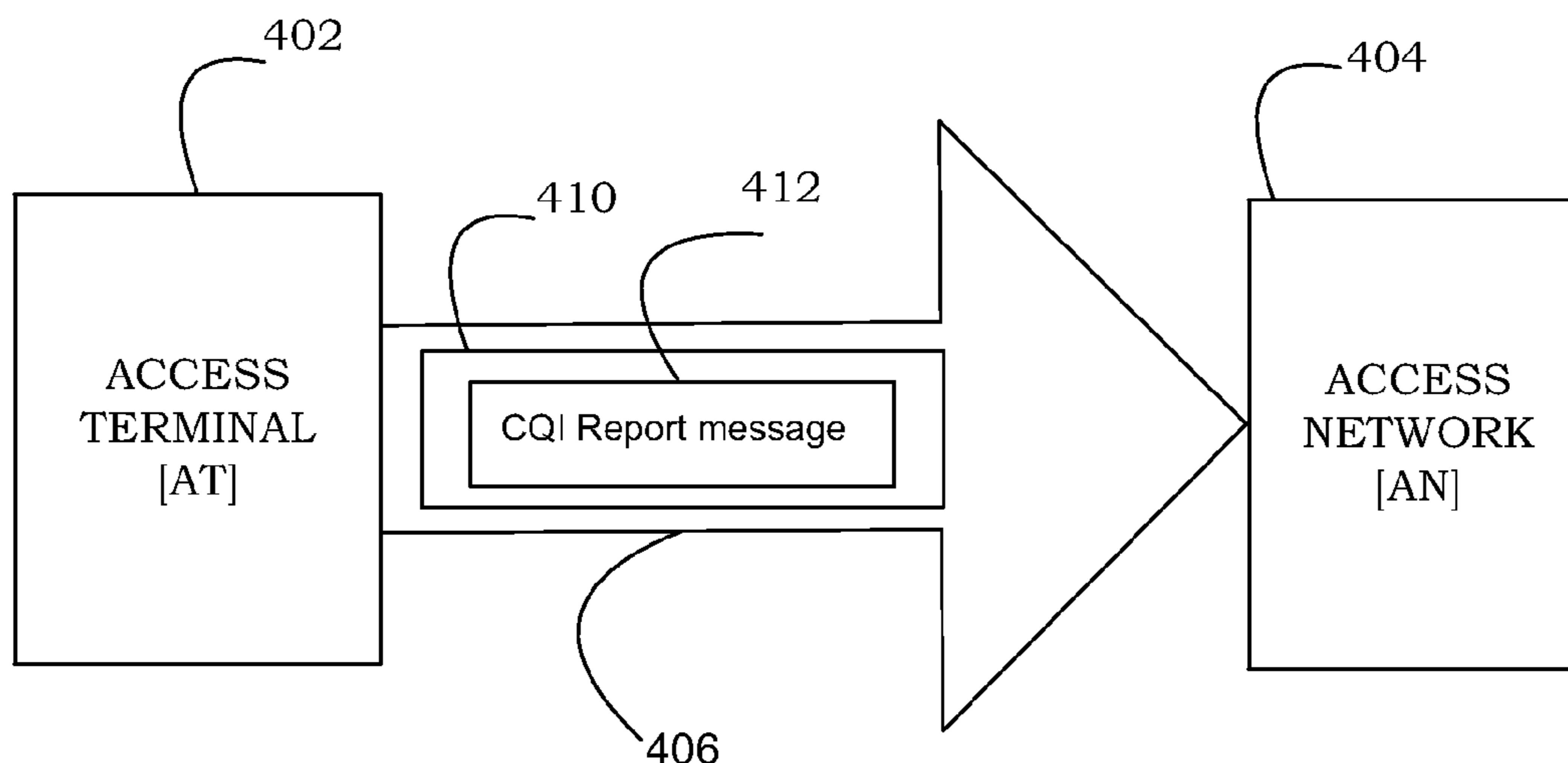
(Continued)

Primary Examiner — Paul H Masur
(74) *Attorney, Agent, or Firm* — Dalei Dong

(57) **ABSTRACT**

A method and apparatus for setting Reverse Link CQI Reporting Modes in an access terminal is provided, comprising determining a value for CQIReportingMode received as a parameter in a transmitted message and setting the reverse link CQI reporting mode of the access terminal based on CQIReportingMode value. The CQIReportingMode value is indicative of a reporting mode selected from a plurality of reporting modes.

17 Claims, 6 Drawing Sheets



(56)

References Cited

U.S. PATENT DOCUMENTS

7,342,901 B1	3/2008	Zhang et al.	2002/0093920 A1	7/2002	Neufeld et al.
7,383,432 B1	6/2008	Barnes et al.	2002/0094827 A1	7/2002	Jou et al.
7,403,528 B2	7/2008	Hu et al.	2002/0101837 A1	8/2002	Bender et al.
7,415,041 B2	8/2008	Harris	2002/0111158 A1	8/2002	Tee
7,420,939 B2	9/2008	Laroia et al.	2002/0119787 A1	8/2002	Hunzinger
7,453,849 B2	11/2008	Teague et al.	2002/0123358 A1	9/2002	Butler et al.
7,466,665 B2	12/2008	Calcev et al.	2002/0126641 A1	9/2002	Bender
7,496,058 B2	2/2009	Kim et al.	2002/0136286 A1	9/2002	Koo
7,522,631 B1	4/2009	Brown et al.	2002/0137535 A1	9/2002	Hunzinger
7,522,919 B2	4/2009	Yoon et al.	2002/0142776 A1	10/2002	Tiedemann, Jr.
7,567,826 B2	7/2009	Sugaya	2002/0154610 A1	10/2002	Tiedemann, Jr. et al.
7,590,095 B2	9/2009	Chen et al.	2002/0155852 A1	10/2002	Bender
7,590,708 B2	9/2009	Hsu	2002/0163894 A1	11/2002	Alapuranen et al.
7,596,127 B1	9/2009	May et al.	2002/0168984 A1	11/2002	Wallentin
7,620,018 B2	11/2009	Tee et al.	2002/0181423 A1	12/2002	Chen et al.
7,668,125 B2	2/2010	Kadous	2002/0181509 A1	12/2002	Mody et al.
7,697,523 B2	4/2010	Leung et al.	2003/0016702 A1	1/2003	Bender et al.
7,742,444 B2	6/2010	Mese et al.	2003/0031140 A1	2/2003	Oprescu-Surcobe et al.
7,751,367 B2	7/2010	Gaal et al.	2003/0039267 A1	2/2003	Koo et al.
7,768,960 B1	8/2010	Barratt	2003/0058818 A1	3/2003	Wilkes et al.
7,782,807 B2	8/2010	Yoon et al.	2003/0063579 A1	4/2003	Lee
7,782,831 B1	8/2010	Feeney	2003/0072452 A1	4/2003	Mody
7,818,013 B2	10/2010	Li et al.	2003/0078010 A1	4/2003	Davis
7,852,793 B2	12/2010	Prakash	2003/0081582 A1	5/2003	Jain et al.
7,855,976 B2	12/2010	Sampath	2003/0086366 A1	5/2003	Branlund et al.
7,881,245 B2	2/2011	Vijayan et al.	2003/0086385 A1	5/2003	Kwon et al.
7,924,800 B2	4/2011	Sampath	2003/0112829 A1	6/2003	Sridhar
7,933,219 B2	4/2011	Naguib	2003/0115369 A1	6/2003	Walter et al.
7,957,483 B2	6/2011	Yu et al.	2003/0123383 A1	7/2003	Korobkov et al.
7,986,742 B2	7/2011	Ketchum et al.	2003/0125040 A1	7/2003	Walton et al.
7,987,505 B2	7/2011	Vadlapudi et al.	2003/0133494 A1	7/2003	Bender et al.
8,000,257 B2	8/2011	An et al.	2003/0144000 A1	7/2003	Glazko et al.
8,000,407 B2	8/2011	Prakash	2003/0152049 A1	8/2003	Turner
8,014,749 B2	9/2011	Prakash	2003/0179727 A1	9/2003	Soong et al.
8,027,302 B2	9/2011	Prakash et al.	2003/0189932 A1	10/2003	Ishikawa et al.
8,032,145 B2	10/2011	Ji	2003/0207692 A1	11/2003	Goldberg
8,036,669 B2	10/2011	Dong et al.	2003/0218973 A1	11/2003	Oprea et al.
8,078,135 B2	12/2011	Prakash et al.	2003/0232621 A1	12/2003	Brooks
8,089,888 B2	1/2012	Krishnamurthi et al.	2004/0002340 A1	1/2004	Lim et al.
8,089,893 B2	1/2012	Naguib	2004/0038681 A1	2/2004	Chun
8,095,141 B2	1/2012	Teague	2004/0077370 A1	4/2004	Dick et al.
8,107,421 B2	1/2012	Prakash et al.	2004/0081131 A1	4/2004	Walton et al.
8,169,889 B2	5/2012	Walton et al.	2004/0082356 A1	4/2004	Walton et al.
8,184,574 B2	5/2012	Sutivong et al.	2004/0121771 A1	6/2004	Song et al.
8,199,661 B2	6/2012	Barriac	2004/0121774 A1	6/2004	Rajkotia et al.
8,208,364 B2	6/2012	Walton et al.	2004/0127244 A1	7/2004	Matsumoto et al.
8,218,479 B2	7/2012	Barriac	2004/0143791 A1	7/2004	Ito et al.
8,238,289 B2	8/2012	Prakash et al.	2004/0146030 A1	7/2004	Hsieh et al.
8,248,950 B2	8/2012	Ulupinar et al.	2004/0151231 A1	8/2004	Li et al.
8,254,924 B2	8/2012	Prakash et al.	2004/0151264 A1	8/2004	Montojo et al.
8,265,066 B2	9/2012	Prakash et al.	2004/0152481 A1	8/2004	Georgeaux et al.
8,265,179 B2	9/2012	Okazaki	2004/0160922 A1	8/2004	Nanda et al.
8,289,897 B2	10/2012	Ulupinar et al.	2004/0174928 A1	9/2004	Siwiak et al.
8,289,908 B2	10/2012	Barriac	2004/0180661 A1	9/2004	Chen et al.
8,326,330 B2	12/2012	Prakash et al.	2004/0185879 A1	9/2004	Kong et al.
8,331,285 B2	12/2012	Prakash	2004/0193971 A1	9/2004	Soong et al.
8,411,621 B2	4/2013	Barriac	2004/0203855 A1	10/2004	Veerasingam et al.
8,457,042 B2	6/2013	Prakash et al.	2004/0213214 A1	10/2004	Jung et al.
8,457,092 B2	6/2013	Agrawal et al.	2004/0221218 A1	11/2004	Grob et al.
8,477,808 B2	7/2013	Prakash et al.	2004/0229605 A1	11/2004	Hwang et al.
8,520,628 B2	8/2013	Teague et al.	2004/0252659 A1	12/2004	Yun et al.
8,599,712 B2	12/2013	Sampath	2004/0258096 A1	12/2004	Yoon et al.
2001/0029181 A1	10/2001	Verkama	2004/0259528 A1	12/2004	Gandhi et al.
2001/0034233 A1	10/2001	Tiedemann et al.	2004/0264548 A1	12/2004	Miyoshi
2001/0040880 A1	11/2001	Chen et al.	2005/0002370 A1	1/2005	An et al.
2001/0054959 A1	12/2001	Horn et al.	2005/0030911 A1	2/2005	Tiedemann et al.
2002/0003780 A1	1/2002	Braun et al.	2005/0031047 A1	2/2005	Maltsev et al.
2002/0018010 A1	2/2002	Le	2005/0036441 A1	2/2005	Laroia et al.
2002/0018450 A1	2/2002	McKenna et al.	2005/0047361 A1	3/2005	Fudim et al.
2002/0022487 A1	2/2002	Ahn	2005/0049013 A1	3/2005	Chang et al.
2002/0037716 A1	3/2002	McKenna et al.	2005/0054389 A1	3/2005	Lee et al.
2002/0058528 A1	5/2002	Hunzinger	2005/0058089 A1	3/2005	Vijayan et al.
2002/0061749 A1	5/2002	Hunzinger	2005/0063298 A1	3/2005	Ling et al.
2002/0077138 A1	6/2002	Bark et al.	2005/0063339 A1	3/2005	Jeong et al.
2002/0087720 A1	7/2002	Davis et al.	2005/0078641 A1	4/2005	Kim
			2005/0094576 A1	5/2005	Fonseca et al.
			2005/0111397 A1	5/2005	Attar et al.
			2005/0111406 A1	5/2005	Pasanen et al.
			2005/0113023 A1	5/2005	Bassompierre et al.

(56)

References Cited

U.S. PATENT DOCUMENTS

2005/0117537 A1 6/2005 Okabe
 2005/0118981 A1 6/2005 Laroia et al.
 2005/0124358 A1 6/2005 Willey
 2005/0124362 A1 6/2005 Pecen et al.
 2005/0128964 A1 6/2005 Tiedemann et al.
 2005/0128993 A1 6/2005 Yu et al.
 2005/0135282 A1 6/2005 Miyoshi et al.
 2005/0135308 A1 6/2005 Vijayan et al.
 2005/0135403 A1 6/2005 Ketchum et al.
 2005/0152328 A1 7/2005 Sadri et al.
 2005/0157802 A1 7/2005 Park et al.
 2005/0163258 A1 7/2005 Gore et al.
 2005/0164709 A1 7/2005 Balasubramanian et al.
 2005/0165949 A1 7/2005 Teague
 2005/0180312 A1 8/2005 Walton et al.
 2005/0180362 A1 8/2005 Chin et al.
 2005/0182779 A1 8/2005 Perry et al.
 2005/0190724 A1 9/2005 Hansen et al.
 2005/0201309 A1 9/2005 Kang et al.
 2005/0221833 A1 10/2005 Granzow et al.
 2005/0232181 A1 10/2005 Park et al.
 2005/0233729 A1 10/2005 Stojanovski et al.
 2005/0249181 A1 11/2005 Vijayan et al.
 2005/0249187 A1 11/2005 Cho et al.
 2005/0265346 A1 12/2005 Ho et al.
 2005/0266846 A1 12/2005 Kim et al.
 2005/0271027 A1 12/2005 Kim et al.
 2005/0281226 A1 12/2005 Lee et al.
 2005/0281269 A1 12/2005 Choi
 2006/0014542 A1 1/2006 Khandekar et al.
 2006/0018249 A1 1/2006 Shearer et al.
 2006/0019677 A1 1/2006 Teague et al.
 2006/0019694 A1 1/2006 Sutivong et al.
 2006/0034208 A1 2/2006 Blouin
 2006/0034244 A1 2/2006 Huang et al.
 2006/0039273 A1 2/2006 Gore et al.
 2006/0046762 A1 3/2006 Yoon et al.
 2006/0050637 A1 3/2006 Wigard et al.
 2006/0062183 A1 3/2006 Forte et al.
 2006/0072508 A1* 4/2006 Zou et al. 370/332
 2006/0084432 A1 4/2006 Balasubramanian et al.
 2006/0098599 A1 5/2006 Choi et al.
 2006/0099972 A1 5/2006 Nair et al.
 2006/0129816 A1 6/2006 Hinton
 2006/0133409 A1 6/2006 Prakash et al.
 2006/0135169 A1* 6/2006 Sampath et al. 455/447
 2006/0146757 A1 7/2006 Harris
 2006/0148493 A1 7/2006 Narasimha et al.
 2006/0156365 A1 7/2006 Zhang et al.
 2006/0183483 A1 8/2006 Hidaka
 2006/0187877 A1 8/2006 Lundby et al.
 2006/0193287 A1 8/2006 Ooshima et al.
 2006/0194581 A1 8/2006 Kang et al.
 2006/0205413 A1 9/2006 Teague
 2006/0221883 A1* 10/2006 Damjanovic et al. 370/315
 2006/0223449 A1 10/2006 Sampath et al.
 2006/0227891 A1 10/2006 Niu et al.
 2006/0245425 A1 11/2006 Mathis et al.
 2006/0268768 A1 11/2006 Harris et al.
 2006/0280160 A1 12/2006 Padovani et al.
 2006/0285485 A1 12/2006 Agrawal et al.
 2006/0285558 A1 12/2006 Dottling et al.
 2006/0286974 A1 12/2006 Gore et al.
 2006/0291577 A1 12/2006 Boariu
 2007/0003113 A1 1/2007 Goldberg et al.
 2007/0015523 A1 1/2007 Prakash et al.
 2007/0022441 A1 1/2007 Nystrom et al.
 2007/0060126 A1 3/2007 Taniguchi et al.
 2007/0064588 A1 3/2007 Kisoda et al.
 2007/0076682 A1 4/2007 Kim et al.
 2007/0087767 A1 4/2007 Pareek et al.
 2007/0091817 A1 4/2007 Yoon et al.
 2007/0097935 A1 5/2007 Gorokhov et al.
 2007/0110000 A1 5/2007 Abedi
 2007/0121535 A1 5/2007 Chen et al.

2007/0133476 A1 6/2007 Li et al.
 2007/0147226 A1 6/2007 Khandekar et al.
 2007/0159957 A1 7/2007 Ljung et al.
 2007/0217387 A1 9/2007 Choi et al.
 2008/0056183 A1 3/2008 Gorokhov et al.
 2008/0056188 A1 3/2008 Lu et al.
 2008/0076432 A1 3/2008 Senarath et al.
 2008/0117842 A1 5/2008 Rao
 2008/0123542 A1 5/2008 Karlsson
 2008/0187064 A1 8/2008 Miyoshi
 2008/0188214 A1 8/2008 Qi
 2008/0259811 A1 10/2008 Cordeiro et al.
 2008/0271138 A1 10/2008 Chen et al.
 2008/0293421 A1 11/2008 Ulupinar et al.
 2008/0310357 A1 12/2008 Ulupinar et al.
 2008/0311908 A1 12/2008 Prakash et al.
 2009/0034445 A1 2/2009 Prakash et al.
 2009/0046640 A1 2/2009 Prakash et al.
 2009/0046699 A1 2/2009 Prakash
 2009/0067547 A1 3/2009 Ulupinar et al.
 2009/0086758 A1 4/2009 Prakash et al.
 2009/0097437 A1 4/2009 Sutivong et al.
 2009/0098841 A1 4/2009 Prakash et al.
 2009/0103507 A1 4/2009 Gu et al.
 2009/0129325 A1 5/2009 Prakash et al.
 2009/0135768 A1 5/2009 Barriac
 2009/0147693 A1 6/2009 Teague et al.
 2009/0147712 A1 6/2009 Prakash et al.
 2009/0147713 A1 6/2009 Prakash
 2009/0147729 A1 6/2009 Ulupinar et al.
 2009/0147730 A1 6/2009 Ulupinar et al.
 2009/0147739 A1 6/2009 Barriac
 2009/0149172 A1 6/2009 Prakash et al.
 2009/0156207 A1 6/2009 Prakash
 2009/0161775 A1 6/2009 Prakash et al.
 2009/0164609 A1 6/2009 Prakash et al.
 2009/0164658 A1 6/2009 Prakash
 2009/0175217 A1 7/2009 Prakash
 2009/0180424 A1 7/2009 Prakash et al.
 2009/0201833 A1 8/2009 Khandekar
 2009/0207744 A1 8/2009 Ulupinar et al.
 2009/0207790 A1 8/2009 Ulupinar et al.
 2009/0207830 A1 8/2009 Prakash
 2009/0213788 A1 8/2009 Prakash et al.
 2009/0213789 A1 8/2009 Khandekar et al.
 2009/0213790 A1 8/2009 Barriac
 2009/0213791 A1 8/2009 Prakash
 2009/0219840 A1 9/2009 Barriac
 2009/0219845 A1 9/2009 Prakash
 2009/0219857 A1 9/2009 Barriac et al.
 2009/0219866 A1 9/2009 Prakash et al.
 2009/0219867 A1 9/2009 Barriac
 2009/0219887 A1 9/2009 Barriac
 2009/0219917 A1 9/2009 Prakash et al.
 2009/0220033 A1 9/2009 Palanki et al.
 2009/0221305 A1 9/2009 Ulupinar et al.
 2009/0222698 A1 9/2009 Prakash et al.
 2009/0258648 A1 10/2009 Willey
 2009/0303890 A1 12/2009 Prakash
 2009/0305664 A1 12/2009 Prakash
 2009/0316632 A1 12/2009 Prakash
 2010/0002597 A1 1/2010 Sampath et al.
 2010/0034101 A1 2/2010 Ayman Naguib
 2010/0046423 A1 2/2010 Prakash et al.
 2010/0069107 A1 3/2010 Mese et al.
 2010/0110976 A1 5/2010 Prakash et al.
 2010/0150106 A1 6/2010 Barriac
 2010/0215030 A1 8/2010 Agrawal et al.
 2010/0232293 A1 9/2010 Sagfors et al.
 2011/0173464 A1 7/2011 Prakash et al.
 2011/0199996 A1 8/2011 Zhang et al.
 2013/0010755 A1 1/2013 Barriac

FOREIGN PATENT DOCUMENTS

CN 1350730 A 5/2002
 CN 1496636 A 5/2004
 CN 1666448 A 9/2005
 EP 0475698 A2 3/1992

(56)

References Cited

FOREIGN PATENT DOCUMENTS

EP	0687078	A2	12/1995	KR	20010016706		3/2001
EP	0869647	A2	10/1998	KR	1020010082061		8/2001
EP	0955736	A2	11/1999	KR	1020030007481		1/2003
EP	1052866		11/2000	KR	20040007214		1/2004
EP	1124347	A2	8/2001	KR	20040050145		6/2004
EP	1158685	A1	11/2001	KR	20050053787		6/2005
EP	1202591	A2	5/2002	KR	20060014618	A	2/2006
EP	1223775		7/2002	RU	2073913		2/1997
EP	1315310	A2	5/2003	RU	2198465	C2	2/2003
EP	1388964	A1	2/2004	TW	478269		3/2002
EP	1458209	A2	9/2004	TW	531982		5/2003
EP	1471760	A2	10/2004	TW	200302642		8/2003
EP	1487230	A1	12/2004	TW	1223532		11/2004
EP	1496632	A1	1/2005	TW	1223944		11/2004
EP	1513282	A2	3/2005	TW	200501641		1/2005
EP	1534039		5/2005	TW	1239782		9/2005
EP	1004217		6/2005	TW	1240524		9/2005
EP	1583309	A2	10/2005	WO	9318601		9/1993
EP	1587233		10/2005	WO	9730531	A1	8/1997
EP	1678906	A1	7/2006	WO	9733399		9/1997
EP	1714416		10/2006	WO	9835520		8/1998
EP	1949730		7/2008	WO	9839938		9/1998
JP	0722998		1/1995	WO	9848581	A1	10/1998
JP	7504552	T	5/1995	WO	9854919		12/1998
JP	7226724	A2	8/1995	WO	9943101		8/1999
JP	8172671		7/1996	WO	0007260	A2	2/2000
JP	8242218	A	9/1996	WO	0010353	A1	2/2000
JP	9509547		9/1997	WO	0013451		3/2000
JP	10155179	A	6/1998	WO	0014900	A1	3/2000
JP	10242903	A	9/1998	WO	0018173		3/2000
JP	11313370	A	11/1999	WO	0035107		6/2000
JP	2000506343	A	5/2000	WO	0055976	A2	9/2000
JP	2000232688	A	8/2000	WO	0057662		9/2000
JP	2001512638	T	8/2001	WO	0057663		9/2000
JP	2001514813	A	9/2001	WO	0113669	A1	2/2001
JP	2001274767		10/2001	WO	0117288	A1	3/2001
JP	2002010341	A	1/2002	WO	0120808	A2	3/2001
JP	2002026795	A	1/2002	WO	0131887	A1	5/2001
JP	2002152129	A	5/2002	WO	0160104	A1	8/2001
JP	2002158609	A	5/2002	WO	0176110	A2	10/2001
JP	2002300628		10/2002	WO	0176279		10/2001
JP	2002305534	A	10/2002	WO	0182504		11/2001
JP	2002539707		11/2002	WO	0197538		12/2001
JP	2002540692		11/2002	WO	0228120	A2	4/2002
JP	2003500891	T	1/2003	WO	0243412		5/2002
JP	2003511962	T	3/2003	WO	0247321		6/2002
JP	2003110582	A	4/2003	WO	0249305	A2	6/2002
JP	2003517741	T	5/2003	WO	02073867		9/2002
JP	2003524328		8/2003	WO	02080600	A1	10/2002
JP	2003525555		8/2003	WO	02093839		11/2002
JP	2003309533		10/2003	WO	03015435		2/2003
JP	2004088180	A	3/2004	WO	03043251		5/2003
JP	2004153619	A	5/2004	WO	03051076		6/2003
JP	2004159235		6/2004	WO	03069933		8/2003
JP	2004517534	T	6/2004	WO	2004004173		1/2004
JP	2004247801	A	9/2004	WO	2004032548	A1	4/2004
JP	2004247985	A	9/2004	WO	2004032559		4/2004
JP	2004530347		9/2004	WO	2004038984	A2	5/2004
JP	2004531124		10/2004	WO	2004038988	A2	5/2004
JP	2004532542	A	10/2004	WO	2004039027		5/2004
JP	2004328772		11/2004	WO	2004054206	A1	6/2004
JP	2005012806	A	1/2005	WO	2004057897	A1	7/2004
JP	2005502218	A	1/2005	WO	2004073200		8/2004
JP	2005080312	A	3/2005	WO	2004077752		9/2004
JP	2005508588		3/2005	WO	2004077778	A1	9/2004
JP	2005101990	A	4/2005	WO	2004079949	A1	9/2004
JP	2005514865	T	5/2005	WO	2004082181	A1	9/2004
JP	2005149303	A	6/2005	WO	2004086711		10/2004
JP	2005160079	A	6/2005	WO	2004091231	A1	10/2004
JP	2005233621	A	9/2005	WO	2004100450	A1	11/2004
JP	2005286998	A	10/2005	WO	2004107796	A1	12/2004
JP	2006511132	A	3/2006	WO	2005004525		1/2005
JP	2006523392	A	10/2006	WO	2005022811	A2	3/2005
JP	2007501580	T	1/2007	WO	2005027355		3/2005
JP	4746096		5/2011	WO	2005034438	A1	4/2005
				WO	2005039128		4/2005
				WO	2005041515		5/2005
				WO	2005048517	A1	5/2005
				WO	2005055640		6/2005

(56)

References Cited

FOREIGN PATENT DOCUMENTS

WO	2005060277	6/2005
WO	2005064875	7/2005
WO	2005067173 A1	7/2005
WO	2005067181 A1	7/2005
WO	2005071989	8/2005
WO	2005074184 A2	8/2005
WO	2005079081 A1	8/2005
WO	2005081444 A1	9/2005
WO	2005088863	9/2005
WO	2005096560 A1	10/2005
WO	2006007318 A1	1/2006
WO	2006023705	3/2006
WO	2006069176 A2	6/2006
WO	2006069320	6/2006
WO	2006099062 A1	9/2006
WO	2006109492	10/2006
WO	2006138556	12/2006
WO	2006138573 A2	12/2006
WO	2007050876	5/2007
WO	2007050939	5/2007

OTHER PUBLICATIONS

3GPP C.S0024-A: CDMA2000 High Rate Packet Data Air Interface Specification 3Rrd Generation Partnership Project 2, 3GPP2, Jul. 2005, pp. 8-76-8-162, XP002428084.

3GPP, ETSI: Universal Mobile Telecommunications system (UMTS); Radio Resource Control (RRC); Protocol specification (3GPP TS 25.331 version 7.2.0 Release 7). ETSI TS 125 331 V.7.2.0, Sep. 2006, XP002423759.

3GPP2—3rd Generation Partnership Project 2. “cdma2000 High Rate Packet Air Interface Specification” 3GPP2 C. S0024-A Version 2.0, Jul. 2005, XP002428850. Published online at [http://www.3gpp2.org/Public_html/specs/C.S0024-A_v2.0_050727.pdf], retrieved on May 19, 2009. 1227 pages.

3GPP2: “cdma 2000 High Rate Packet Data Air Interface Specification”, 3rd Generation Partnership Project 2, 3GPP2 C.S0024-A Version 2.0, pp. 8-25-8-28.

3GPP2 “cdma2000 High Rate Packet Data Air interface Specification”, 3rd Generation Partnership Project 2 C.S0024, Sep. 12, 2000, pp. 1-417.

3GPP2 C: “cdma2000 High Rate Packet Data 1-9, Air Interface Specification; 3GPP2, C.S0024-A version 2.0,” 3GPP2 CDMA2000, Jul. 2005, XP002425687.

3GPP2 C: “cdma2000 High Rate Packet Data Air Interface Specification; 3GPP2 C S0024-A version 2.0,” 3GPP2 CDMA2000, Jul. 2005, 43 pages, XP002422601.

3GPP2 C: “cdma2000 High Rate Packet Data Air Interface Specification; 3GPP2 C.S0024-A version 2.0,” 3GPP2 CDMA2000, Jul. 2005, p. 0, 8-13-8-15, 8-101, XP002426056, p. 8-13, line 17-line 35; p. 8-14, line 15-line 32; p. 8-15, line 4-line 12; p. 8-101, line 30-line 32.

3GPP2 C: “cdma2000 High Rate Packet Data Air Interface Specification; 3GPP2 C.S0024-A version 2.0,” 3GPP2 CDMA2000, Jul. 2005, p. 0, 5-28-5-30, 8-101-8-103, 9-106, XP002426414.

3GPP2 C: “cdma2000 High Rate Packet Data Air Interface Specification; 3GPP2 C.S0024-A version 2.0,” 3GPP2 CDMA2000, Jul. 2005, p. 0, 8-11-8-12, 8-29-8-32, 846-8-87, 8-101, XP002426182.

3GPP2 C: “cdma2000 High Rate Packet Data Air Interference Specification; 3GPP2 C.S0024-A version 2.0” 3GPP2 CDMA2000 Jul. 2005, XP002425754.

3GPP2 C: “cdma2000 High Rate Packet Data Air Interface Specification; 3GPP2 C.S0024-A version 1.0,” 3GPP2, Mar. 2004, p. 0, 9-85, XP002427173.

3GPP2 C: cdma2000 High Rate Packet Data Air Interface Specification; 3GPP2 C.S0024-A version 2.0, CDMA2000, Jul. 2005, p. 0, 8-98, 8-106, 8-120-8-121, XP002427172.

3GPP2 C: “cdma2000 High Rate Packet Data Air Interface Specification”, 3GPP2 C. S0024-A version 2.0, 3GPP2 CDMA2000, May 2006, 1621 pages.

3GPP2 C. 50024-A: “cdma2000 High Rate Packet Data Air Interface Specification”, Version 2.0, 3rd Generation Partnership Project 2 3GPP2, [Online] Jul. 2005, pp. 8-78-8-84, XP002425979 Retrieved from the Internet : URL: http://www.3gpp2.org/Public_html/specs/>.

3GPP2: “cdma 2000 High Rate Packet Data Air Interface Specification”, 3GPP2 C.S0024-A, Jul. 2005, Version 2.0, p. 8-26, 8-38.

3GPP2: “cdma 2000 High Rate Packet Data Air Interface Specification”, 3GPP2 C.S0024-A, Sep. 2000, Version 2.0, P. 6-7-6-8.

3GPP2: “cdma2000 High Rate Packet Data Air Interface Specification”, 3GPP2 C.S0024-A, Jul. 2005, Version 2.0, P. 8-151, 8-157-8-169, section 8.9.1 and 8.9.6.2.1, URL, http://www.3gpp2.org/Public_html/specs/C.S0024-A_v2.0_050727.pdf.

3GPP2: “cdma2000 High rate packet data air interface specification” 3GPP2 C.S0024, [Online] Oct. 27, 2000, pp. 6-29-6-31, XP002423350 Retrieved from the Internet: URL: http://www.3gpp2.org/public-html/specs/C.S0024_v2.0.pdf.

3GPP2: “CDMA2000 high rate packet data air interface specification” 3GPP2 C.S0024-A, Jun. 2006, p. 10-30-10-80, XP002424373. http://www.3gpp2.org/Public_html/specs/C.S0024-A_v2.0050727.pdf. Last accessed on Mar. 12, 2007.

3GPP2: “CDMA2000 High Rate Packet Data Air Interface Specification; 3GPP2 C.S0024-A, Version 2.0” 3rd Generation Partnership Project 2 3GPP2, XX, XX, Jul. 2005, pp. 8-154-8-165, XP002424136.

3GPP2: “CDMA2000 High Rate Packet Data Air Interface Specification; 3GPP2 C.S0024-A, Version 2.0” 3rd Generation Partnership Project 2 3GPP2, XX, XX, Jul. 2005, pp. 8-170, XP002436091 p. 8-152.

3GPP2. “cdma2000 High Rate Packet Data Air Interface Specification”, Chapter 9—“Connection Layer”, C.S0024-A, Version 1.0, Mar. 2004, 144 pages, XP002424014.

3GPP2: “CDMA2000 High Rate Packet Data Air Interface Specification; 2GPP2 C.S0024-A, Version 2.0, pp. 1-4-1-5 and 8-71-8-80” 3GPP2, Jul. 2005, XP002429844.

3GPP2, “cdma2000 High Rate Packet Data Air Interface Specification”, C. S0024-A Version 2.0, Oct. 27, 2000, 441 pages.

3GPP2, “cdma2000 High Rate Packet Data Air Interface Specification”, C.S0024-A Version 2.0, Jul. 2005, 24 pages. XP002429569.

3GPP2: “cdma2000 High Rate Packet Data Air Interface Specification”, Version 2.0, 3GPP2 C.S0024-A, 8-68-8-69, Jul. 2005.

3GPP2: “cdma 2000 High Rate Packet Data Air Interface Specification” 3GPP2 C. S0024, version 2.0, pp. 8-21-8-28, XP002423051, section 8.3.6.1.3. http://www.3gpp2.org/public_html/specs/C.S0024_v2.0.pdf. Last accessed May 23, 2008, 441 pages.

3GPP2 C.S0024: “cdma2000 High Rate Packet Data Air Interface Specification” 3GPP Standards, Sep. 12, 2000, XP002206456.

3GPP2 C.S0024-0-Version 4.0 “cdma2000 High Rate Packet Data Air Interface Specification”, p. 1-548, Oct. 25, 2002.

3GPP2 C.S0024-A, “cdma 2000 High Rate Packet Data Air Interface Specification”, Version 2.0, 7-18, 8-29, 8-36, 8-38-8-39, 8-41, 8-155-8-156, 10-1, Jul. 2005.

3GPP2 C.S0024-A, “CDMA 2000 High Rate Packet Data Air Interface Specification”, Version 2.0, 8-15, 8-43, Jul. 2005.

3GPP2 C.S0024-A, “CDMA 2000 High Rate Packet Data Air Interface Specification”, Version 2.0, 8-151-8-155, Jul. 2005.

3GPP2: “C.s0024-A: cdma2000 High Rate Packet Data Air Interface Specification” Jul. 2005, pp. 1, 8/29-8/40, XP002423333. http://www.3gpp2.org/Public_html/specs/C.S0024-A_v2.0_050727.pdf. Last accessed Jul. 18, 2008, 13 pages.

3GPP2 C.S0024-A V2.0, Jul. 2005, p. 8-11-8-12, 8-29-8-31, (for information: p. 8-86-8-87, 8-101).

3GPP2 C.S0024-A V2.0, Jul. 2005, pp. 8-10 to 8-12, 8-29 to 8-32, 8-86 to 8-87, 8-106, and 8-168.

3GPP2 C.S0024-A, Version 2.0—3rd Generation Partnership Project 2; “CDMA2000 High Rate Packet Data Air Interface Specification”; Jul. 2005, 1227 pages; XP002431799.

3GPP2 C.S0038-A: “Signaling Conformance Specification for High Rate Packet Data Air Interface”; Sep. 26, 2005.

3GPP2: “C.S0024-A: CDMA2000 High Rate Packet Data Air Interface Specification”. 3rd Generation Partnership Project, Jul. 2005, pp. 1, 8/54-8/56-8/68, XP002423049.

(56)

References Cited

OTHER PUBLICATIONS

3GPP2. Medium Access Control (MAC) Standard for cdma2000 Spread Spectrum Systems, 3GPP2 C.S0003-D Version 1.0, p. '2-87'-'2.92, Feb. 13, 2004, published online at [http://www.3gpp2.org/Public_html/specs/C.S0003-D.v1.0_MAC_031504.pdf] 8 pages.

3GPP2, Medium Access Control (MAC) Standard for cdma2000 Spread Spectrum Systems, Release D, C.S0003-D Version 2.0, Sep. 2005, 4 pages. XP002429570.

3GPP2: "cdma 2000 High Rate Packet Data Air Interface Specification" 3GPP2 C. S0024, version 2.0, Jul. 2005, p. 0, 8-151 para8.9, 8-154 para8.9.6.1, 8-155 para8.9.6.1.2, 8.9.6.1.2.1, 8.9.6.1.2.2, XP002424076, http://www.3gpp2.org/public~html/specs/C.S0024_v20pdf Last accessed May 23, 2008, 441 pages.

3GPP2: "cdma 2000 High Rate Packet Data Air Interface Specification" 3GPP2 C. S0024, version 2.0, pp. 482-532, 1179, XP002423741, paragraphs 8.7.6.1.6.6-8.7.6.1.6.7, para 8.7.6.2.3. http://www.3gpp2.org/public_html/specs/C.S0024_v2.0pdf Last accessed May 23, 2008, 441 pages.

3rd Generation Partnership Project 2 "3GPP2": "CDMA2000 High Rate Packet Data Air Interface Specification". 3GPP2 C.S0024-A Version 2.0, Jul. 2005, pp. 7-18, XP002423355.

3rd Generation Partnership Project 2 "3GPP2": "CDMA2000 High Rate Packet Data Air Interface Specification". 3GPP2 C.S0024-A Version 2.0, Jul. 2005, pp. 1-1-1-12, XP002423354.

3rd Generation Partnership Project 2 "3GPP2": "CDMA2000 High Rate Packet Data Air Interface Specification". 3GPP2 C.S0024-A Version 2.0, Jul. 2005, pp. 8-81-8-106, XP002423353.

3rd Generation Partnership Project 2 "3GPP2": "cdma200 High Rate Packet Data Air Interface Specification" 3GPP2 C.S0024-A, Version 2.0, Jul. 2005, XP002426687.

3rd Generation Partnership Project 2 "3GPP2": "cdma200 High Rate Packet Data Air Interface Specification" 3GPP2 C.S0024-A Version 2.0, Jul. 2005, XP002427508.

3rd Generation Partnership Project 2 3GPP2: "cdma2000 High Rate Packet Data Air Interface Specification".

3rd Generation Partnership Project 2 3GPP2: "cdma2000 High Rate Packet Data Air Interface Specification ; 3GPP2 C.S0024-A Version 2.0"[Online] Jul. 2005, pp. 8-5-8-20, XP002423185.

3rd Generation Partnership Project 2 "3GPP2": "cdma2000 High Rate Packet Data Air Interface Specification" 3GPP2 CS0024-A Version 20, Jul. 2005, XP002429115.

3rd Generation Partnership Project 2 "3GPP2": "cdma2000 High Rate Packet Data Air Interface Specification" 3GPP2 C.S0024-A Version 2.0, Jul. 2005, XP002430079.

3rd Generation Partnership Project 2 3GPP2: "cdma2000 High Rate Packet Data Air Interface Specification" 3GPP2 C.S0024-A Version 2.0, Jul. 2005, XP002428039.

3rd Generation Partnership Project 2 "3GPP2", cdma2000 High Rate Packet Data Air Interface Specification (Jul. 2005).

3rd Generation Partnership Project 2 "3GPP2". CDMA2000 High Rate Packet Data Air Interface Specification. 3GPP2 C.S0024-A, Version 2.0 Jul. 2005, pp. 3-5 to 3-11, XP02424183 www.3gpp2.org/public~html/specs/tsgc.cfm. Last accessed Mar. 5, 2007.

3rd Generation Partnership Project 2 "3GPP2": "CDMA2000 High Rate Packet Data Air Interface Specification; 3GPP2 C.S0024-A Version 2.0". Jul. 2005, pp. 8-29-8-45, XP002423079. http://www.3gpp2.wrg/public_html/specs/tsgc.cfm.

3rd Generation Partnership Project 2 "3GPP2": "Signaling Link Access Control (LAC) Standard for cdma200 Spread Spectrum Systems Revision D v2.0" 3GPP2 C.S0004-D Version 2.0, Sep. 2005, XP002427509, pp. 1-12, pp. 2-46-pp. 2-51.

3rd Generation Partnership Project 2 "3GPP2": Medium Access Control (MAC) Standard for cdma2000 Spread Spectrum Systems, Release; 3GPP2 C.S0003-D Version 2.0, Sep. 2005, pp. 1-230, XP002429116.

802.20 Evaluation Criteria—Ver. 1.0, IEEE 802 Lanman Standards Committee, Sep. 23, 2005, pp. 18-35, URL: [http://www.ieee802.org/20/P_Docs/IEEE_802.20-PD-09.doc].

Agilent Technologies: Performing Base Station Over—Air Maintenance with the Agilent E6474A CDMA, Mar. 2002, XP002423351,

retrieved from the internet on Mar. 6, 2007, pp. 16-17, 23. <http://cp.literature.agilent.com/litweb/pdf/E6474-90042.pdf>. Last accessed May 23, 2008, 33 pages.

cdma2000 High Rate Packet Data Air Interface Specification, 3GPP2 C.S0024-A Version 2.0, Jul. 2005, p. 8-97-8-114, URL, http://www.3gpp2.org/Public_html/specs/C.S0024-Av2.0_050727.pdf.

Co-Pending U.S. Appl. No. 07/847,152, filed Mar. 5, 1992.

Co-pending U.S. Appl. No. 09/359,855, filed Jul. 22, 1999.

Co-pending U.S. Appl. No. 09/539,497, filed Mar. 30, 2000.

Damnjanovic, A.D. et al., "IS-2000 Enhanced Closed Loop Power Control for Turbo Coding," IEEE 54th Vehicular Technology Proceedings, Oct. 7-11, 2001, pp. 2314-2318, XP-010562383.

ETS 300744, Digital Video Broadcasting; Framing Structure, Channel Coding, and Modulation for digital Terrestrial Television, European Telecommunication Standards Institute (ETSI), Nov. 1996.

European Search Report—EP10161074, Search Authority—Munich Patent Office, Oct. 6, 2010.

European Search Report—EP13151940—Search Authority—Munich—Apr. 9, 2013.

European Search Report dated Jun. 16, 2011 for EP Application Serial No. 11167329.9, 6 pages.

European Search Report mailed Nov. 29, 2010 for European Application No. 10152463.5-2413, 6 pages.

Harada et al., "Investigations on BLER requirements of associated control channels for IP packet transmission in forward link for VSF-OFCDM broadband packet wireless access", Vehicular Technology Conference, 2004. VTC2004-Fall. 2004 IEEE 60th, Sep. 2004.

IEEE 802.20 Working Group on Mobile Broadband Wireless Access; QFDD and QTDD: Proposed Draft Air Interface Specification; IEEE C802.20-05/69, Oct. 28, 2005, retrieved from the internet on Mar. 5, 2007, pp. 6-43-6-44, XP002425098, <http://ieee802.org/20/Contributions.html>. Last accessed May 24, 2008, 624 pages.

IEEE: "Draft IEEE Standard for Local and metropolitan area networks, Part 16: Air Interface for Fixed Broadband Wireless Access Systems, chapters: 6.3.2.3, 6.3.15-6.3.17, 8.2.1.4-8.2.1.11, 8.3.5-8.4.5, 8.4.11, 11". IEEE P802.16-REVDID5, May 2004, XP002423445.

IEEE Standard 802.16, IEEE Standard for Local and Metropolitan Area Networks, Part 16: Air Interface for Fixed Broadband Wireless Access Systems, pp. 1-895, Oct. 1, 2004.

International Preliminary Report on Patentability—PCT/US06/009549, The International Bureau of WIPO—Geneva, Switzerland—Sep. 18, 2007.

International Preliminary Report on Patentability—PCT/US06/023587—Dec. 17, 2007.

International Preliminary Report on Patentability—PCT/US2006/023483, International Bureau of WIPO—Geneva Switzerland—Dec. 17, 2007.

International Search Report—PCT/US2006/009549, International Search Authority—European Patent Office—Jun. 20, 2006.

International Search Report & Written Opinion mailed Apr. 16, 2007 for PCT Application No. PCT/US2006/042260, 13 pages.

International Search Report & Written Opinion mailed Apr. 23, 2007 for PCT Application No. PCT/US2006/042083, 17 pages.

International Search Report & Written Opinion mailed Apr. 25, 2007 for PCT Application No. PCT/US06/042025, 15 pages.

International Search Report & Written Opinion mailed May 3, 2007 for PCT Application No. PCT/US06/041943, 13 pages.

International Search Report and Written Opinion—PCT/US2006/023483, International Search Authority—European Patent Office, Dec. 19, 2006.

International Search Report and Written Opinion—PCT/US2006/041869, International Search Authority—European Patent Office—Mar. 6, 2007.

International Search Report and Written Opinion—PCT/US2006/041931, International Search Authority—European Patent Office—Feb. 16, 2007.

International Search Report and Written Opinion—PCT/US2006/041982, International Search Authority—European Patent Office—May 24, 2007.

International Search Report and Written Opinion—PCT/US2006/042055, International Search Authority—European Patent Office—May 31, 2007.

(56)

References Cited

OTHER PUBLICATIONS

- International Search Report and Written Opinion—PCT/US2006/042226, International Search Authority—European Patent Office—Feb. 26, 2007.
- International Search Report and Written Opinion—PCT/US2006/042493, International Search Authority—European Patent Office—Mar. 12, 2007.
- International Search Report and Written Opinion—PCT/US2006/060337, International Search Authority—European Patent Office—Mar. 29, 2007.
- International Search Report and Written Opinion—PCT/US2006/041776, International Search Authority—European Patent Office—May 22, 2007.
- International Search Report and Written Opinion—PCT/US2006/041929, International Search Authority—European Patent Office—Apr. 17, 2007.
- International Search Report and Written Opinion—PCT/US2006/041937, International Search Authority—European Patent Office—Jun. 20, 2007.
- International Search Report and Written Opinion—PCT/US2006/041945, International Search Authority—European Patent Office—Mar. 21, 2007.
- International Search Report and Written Opinion—PCT/US2006/041998, International Search Authority—European Patent Office—Apr. 4, 2007.
- International Search Report and Written Opinion—PCT/US2006/042108, International Search Authority—European Patent Office—Feb. 23, 2007.
- International Search Report and Written Opinion—PCT/US2006/042113, International Search Authority—European Patent Office—May 3, 2007.
- International Search Report and Written Opinion—PCT/US2006/042302, International Search Authority—European Patent Office—Mar. 14, 2007.
- International Search Report and Written Opinion—PCT/US2006/042412, International Search Authority—European Patent Office—May 16, 2007.
- International Search Report and Written Opinion—PCT/US2006/042419, International Search Authority—European Patent Office—May 7, 2007.
- International Search Report and Written Opinion—PCT/US2006/042488 International Search Authority—European Patent Office—Mar. 21, 2007.
- International Search Report and Written Opinion—PCT/US2006/042599, International Search Authority—European Patent Office—Mar. 28, 2007.
- International Search Report and Written Opinion dated Apr. 27, 2007, for PCT Application Serial No. PCT/US2006/042079, 16 pages.
- International Search Report and Written Opinion dated Apr. 13, 2007, for PCT Application Serial No. PCT/US2006/042013, 17 pages.
- International Search Report and Written Opinion for PCT Application No. PCT/US 2006/042011, mailed Mar. 19, 2007, 3 pages.
- International Search Report and Written Opinion for PCT Application No. PCT/US2006/042084, mailed Mar. 19, 2007, 15 pages.
- International Search Report and Written Opinion for PCT Application No. PCT/US2006/042322, mailed Mar. 15, 2007, 14 pages.
- International Search Report and Written Opinion for PCT Application No. PCT/US2006/041731, published on May 3, 2007, pp. 34.
- International Search Report and Written Opinion for PCT Application No. PCT/US2006/041777, mailed Mar. 19, 2007, 14 pages.
- International Search Report and Written Opinion for PCT Application No. PCT/US2006/041785, published on May 4, 2007, pp. 26.
- International Search Report and Written Opinion for PCT Application No. PCT/US2006/041910, dated Mar. 21, 2007.
- International Search Report and Written Opinion for PCT Application No. PCT/US2006/041919, published on May 3, 2007, pp. 26.
- International Search Report and Written Opinion for PCT Application No. PCT/US2006/041963, mailed Mar. 21, 2007, 19 pages.
- International Search Report and Written Opinion for PCT Application No. PCT/US2006/042414, mailed on Sep. 3, 2007, 16 pages.
- International Search Report and Written Opinion for PCT Application No. PCT/US2007/051037 A2, published on May 3, 2007, pp. 27.
- International Search Report and Written Opinion mailed Mar. 14, 2007 for PCT Application No. PCT/US2006/042082, 14 pages.
- International Search Report and Written Opinion mailed Apr. 16, 2007 for PCT Application No. PCT/US06/042010, 14 pages.
- International Search Report and Written Opinion mailed Apr. 16, 2007 for PCT Application No. PCT/US2006/042311, 15 pages.
- International Search Report and Written Opinion mailed Apr. 16, 2007 for PCT Application Serial PCT/US2006/041873, 12 pages.
- International Search Report and Written Opinion mailed May 3, 2007 for PCT Application No. PCT/US2006/042112, 15 pages.
- International Search Report and Written Opinion mailed Apr. 10, 2007 for PCT Patent Application No. PCT/US2006/042028, 16 pages.
- International Search Report and Written Opinion PCT/US2006/041971—International Search Authority—European Patent Office—Sep. 7, 2007.
- International Search Report and Written Opinion PCT/US2006/042032, International Search Authority—European Patent Office—Mar. 21, 2007.
- International Search Report dated Mar. 12, 2007 for PCT Application Serial No. PCT/US2006/041981, 2 Pages.
- International Search Report dated Apr. 27, 2007 for PCT Application Serial No. PCT/US2006/042418, 15 pages.
- International Search Report dated May 3, 2007 for PCT Application No. PCT/US2006/042325, 3 pages.
- International Search Report dated Apr. 3, 2007, mailed Apr. 17, 2007 for PCT/US2006/042067, 4 pages.
- International Search Report dated Mar. 12, 2007, mailed Mar. 21, 2007 for PCT/US2006/041946, 6 pages.
- International Search Report dated Mar. 29, 2007, mailed Apr. 16, 2007 for PCT/US2006/042313, 12 pages.
- International Search Report dated Mar. 6, 2007, mailed Mar. 20, 2007 for PCT/US2006/041961, 4 pages.
- International Search Report dated May 8, 2008, for PCT Application Serial No. PCT/US2006/041900, 10 pages.
- International Search Report for PCT Application No. PCT /US 2006 /041870, mailed Apr. 16, 2007, 3 pages.
- International Search Report for PCT Application No. PCT/US2006/041914, mailed Apr. 20, 2007, 5 pages.
- International Search Report for PCT Application No. PCT/US2006/041942, mailed Mar. 28, 2007, 4 pages.
- International Search Report for PCT Application No. PCT/US2006/042310, mailed Mar. 15, 2007, 3 pages.
- International Search Report for PCT Application No. PCT/US2006/041933, Maled Mar. 14, 2007, 2 Pages.
- International Search Report for PCT Application Serial No. PCT/US06/042012 dated Apr. 16, 2007, 13 pages.
- International Search Report mailed Feb. 28, 2007 for International Patent Application Serial No. PCT/US20061042023, 4 pages.
- International Search Report mailed Mar. 6, 2007 for PCT ApplicationNo. PCT/US2006/041908, 2 Pages.
- International Search Report PCT Application No. PCT/US2006/041921 dated Mar. 15, 2007, pp. 2.
- International Search Report—PCT/US2006/023587—International Search Authority—Jan. 11, 2007.
- ISR and Written Opinion mailed Apr. 29, 2008 for PCT Application Serial No. PCT/US2006/042255, 16 pages.
- Jeon, et al., An enhanced channel-quality indication (CQI) reporting scheme for HSDPA systems, IEEE Communication letters, May 2005, vol. 9, pp. 432-434.
- Jim Tomcik, “C80220-05169: QFDD and QTDD: Proposed Draft Air Interface Specification” IEEE : Contributions to IEEE 80220 session 17: Nov. 14-17, 2005 dated Oct. 28, 2005 XP002422600 <http://iee802.org/20/Contributions.html> Last accessed Mar. 1, 2007.
- Jim Tomcik, “C802.20-05/69: QFDD and QTDD: Proposed Draft Air Interface Specification”. Contributions to IEEE 802.20 Session 17:Nov. 14-17, 2005; Oct. 28, 2010; pp. 1-624; XP002423945. <http://iee802.org/20/Contributions.html>.

(56)

References Cited

OTHER PUBLICATIONS

Jim Tomcik, "C802.20-05/69: QFDD and QTDD: Proposed Draft Air Interface Specification" IEEE 802.20 Contribution to Session #17 (14.1 1-17.11.2005) Oct. 28, 2005, pp. 1-5/43, XP002428557.

Jim Tomcik, "C802.20-05/69:QFDD and QTDD: Proposed Draft Air Interface Specification". Contributions to IEEE 802.20 session 17 dated Oct. 28, 2005, pp. 1, 6/13-6/32, XP002423050.

Jim Tomcik, et al., MBFDD and MBTDD: Proposed Draft Air Interface Specification. IEEE 802.20 Working Group on Mobile Broadband Wireless Access, Jan. 6, 2006; pp. 1-839; XP002426594. <http://www.ieee802.org/20/Contribs/C802.20-06-04.pdf>.

Jim Tomcik, "MBFDD and MBTDD Wideband Mode: Technology Overview", IEEE C802.20-05/68r1, Jan. 6, 2006.

Jim Tomcik, "QFDD and QTDD: Proposed Draft Air Interface Specification" Oct. 28, 2005 "IEEE 802.20 Working Group on Mobile Broadband Wireless Access" pp. 6-20-6-23 XP002423332.

Jim Tomcik, QFDD and QTDD: Technology Overview, IEEE 802.20 Working Group on Mobile Broadband Wireless Access, Oct. 28, 2005, pp. 48-50, URL, <http://www.IEEE802.org/20/contribs/c802.20-05-68.zip>.

Korowajczuk L., et al, "Designing cdma2000 Systems", John Wiley & Sons, Inc., 2004, 34 pages.

Liu Dawei, et al., "A New Access Method Used in Beyond 3G Mobile System Using MC-CDMA" in International Conference on Communications, Circuits and Systems and West Sino Expositions, IEEE, 2002. Jun. 29-Jul. 1, 2002, Piscataway, NJ, USA. vol. 1, pp. 170-171, XP010632240, ISBN: 0-7803-7547-5. <http://ieeexplore.ieee.org/ie15/8402/26511/01180596.pdf>tp=&arnumber=1180596&isnumber=26511. Last accessed May 23, 2008, 2 pages.

Lucent Technologies: "MIMO system integration and signalling in HSDPA" 3GPP TSG RAN WG1, R1-01-0305, [Online] Feb. 27, 2001, XP002428085 Las Vegas, USA Retrieved from the Internet : URL: www.3gpp.org.

Preliminary Notice of Reasons for Rejection for Japanese Application No. 2008-537984, dated Mar. 15, 2011 (English Translation).

Qualcom Inc, IEEE 802.20 Working Group on Mobile Broadband Wireless Access. QFDD and QTDD: Proposed Draft Air Interface Specification. IEEE C802.20-05/69 dated Oct. 28, 2005, pp. 6-36-6-38, XP002424184. <http://www.ieee802.org/20/Contribs>. Last accessed Mar. 5, 2005.

Qualcom Inc: "IEEE 802.20 Working Group on Mobile Broadband Wireless Access; QFDD and QTDD: Proposed Draft Air Interface Specification; IEEE C802.20-05/69" dated Oct. 28, 2005, pp. 6-113-6-118, XP002423052. <http://www.ieee802.org/20/Contribs>.

Qualcomm Europe, "Description and link simulations of MIMO schemes for OFDMA based E-UTRA downlink evaluation," 3GPP TSG-RAN WG1#42, R1-050903, Sep. 2, 2005, URL: http://www.3gpp.org/ftp/tsg_ran/WG1_RL1/TSGR1_42/Docs/R1-050903.zip.

Qualcomm Europe, "Qualitative Evaluation of MIMO schemes for OFDM-based E-UTRA downlink," 3GPP TSG-RAN WG1 #42bis, R1-051267, Oct. 14, 2005, URL: http://www.3gpp.org/ftp/tsg_ran/WG1_RL1/TSGR1_42bis/Docs/R1-051267.zip, 5 pages.

Qualcomm Inc. "IEEE 802.20 Working Group on Mobile Broadband Wireless Access; QFDD and QTDD: proposed Draft Air Interface Specification" dated Oct. 28, 2005, pp. 6-13-6-33, XP002423356.

Qualcomm, Incorporated: "IEEE 802.20 Working Group on Mobile Broadband Wireless Access; QFDD and QTDD: Proposed Draft Air Interface Specification; IEEE C802.20-05/69" [Online] Oct. 28, 2005, pp. 6-1-6-12, XP002423187.

Qualcomm: "UHDR-One Connection Layer: Registration, Paging and Disc. Features" 3GPP2, [Online] Aug. 25, 2006, pp. 1-17, XP002429007.

Qualcomm, Incorporated: "IEEE 802.20 Working Group on Mobile Broadband Wireless Access; QFDD and QTDD: Proposed Draft Air Interface Specification; IEEE C802.20-05/69" [Online] Oct. 28, 2005, pp. 6-56-6-57, XP002424920 Retrieved from the Internet : URL: <http://www.ieee802.org/20/Contribs/>.

Rosenberg, J., et al., "SIP: Session Initiation Protocol ; RFC 3261" Request for Comments: 3261, Jun. 2002, p. 1, 176,177,184-193, XP002423186.

Sandip Sarkar: "Qualcomm Proposal for 3GPP2 Physical Layer; Version 1.0; pp. 1-10, 72-74; C30-20060522-035 QC-Proposal-v1.0" Qualcomm; 3GPP2, [Online] May 22, 2006, XP002426839.

Soong, A. et al., "Forward High-Speed Wireless Packet Data Service in IS-2000—1xEV-DV," IEEE Communications Magazine, 41 (8), pp. 170-177, Aug. 2003.

Supplementary European Search Report—EP06773404—Search Authority—Hague—Jun. 24, 2011.

Taiwan Search Report—TW095121792—TIPO—Jan. 21, 2011.

Taiwan Search Report—TW095139658—TIPO—Aug. 25, 2011.

Taiwan Search Report—TW095139658—TIPO—Feb. 17, 2012.

Taiwan Search Report—TW095139658—TIPO—Apr. 25, 2013.

Taiwanese Search report—095121733—TIPO—Nov. 2, 2010.

Taiwanese Search Report—TW095108906—Search Authority—TIPO—Feb. 1, 2009.

Telecommunication Industry Association: Upper Layer (Layer 3) Signalling Standard for CDMA2000 Spread Spectrum Systems, Release C. TINEINIS-2000.5-C, May 2002, XP002423757.

Telecommunications Industry Association: Upper Layer (Layer 3) Signaling Standard for CDMA2000 Spread Spectrum Systems, Release C, (186 pages) chapters: 2.6.4.3,2.6.6.2.8,2.73..26..63,. TIA/EIA Interim Standard; TIA/EIA/IS-2000. 5-C, May 2002, XP002423446.

Telecommunications Industry Association. "Upper Layer (Layer3) Signaling Standard for cdma2000 Spread Spectrum Systems," TIA/EIA/IS-2000.5-A-1, Nov. 2000, published online at [<http://www.tiaonline.org/standards/technology/cdma2000/documents/TIA-EIA-IS-2000-5-A-1.pdf>] 11 pages.

TIA-EIA-IS-856, TIA/EIA Interim Standard, "cdma2000 High Rate Packet Data Air Interface Specification," Telecommunications Industry Association, Nov. 2000.

Tim Tomcik, et al. MBFDD and MBTDD: Proposed Draft Air Interface Specification. Chapter 6: Lower MAC Control Sublayer. IEEE 802.20 Working Access. XP002423758. www.ieee802.org/20/Contribs/C802.20-06-04.pdf. Last accessed Feb. 28, 2007.

Tomcik, et al., "QFDD and QTDD: Proposed Draft Air Interface Specification, chapter 6, Lower MAC Control Sublayer". IEEE C802.20-25/69, XX, XX dated Oct. 28, 2005, pp. I-XXXI, 1, XP002423447.

Tomcik Jim, "C802.20-05/69: QFDD and QTDD: Proposed Draft Air Interface Specification". IEEE 802.20 contribution to session # 17 dated Oct. 28, 2005, XP002422176. <http://www.ieee802.org/20/contributions.html>. Last accessed Feb. 27, 2007.

Turner, S. et al., "cdma 2000 Hybrid Access Terminal Operation", Announcement Qualcomm CDMA Technologies, San Diego, CA, USA, Apr. 9, 2001, pp. 1-25, XP002422171.

U.S. Appl. No. 60/731,037, filed Oct. 27, 2005, entitled "Methods and Apparatus for Providing Mobile Broadband Wireless Higher MAC", 148 pages.

Wonil Roh et. al. : "An Efficient CQICH Signaling for MIMO OFDMA" IEEE 802.16 Broadband Wireless Access Working Group, [Online] Aug. 31, 2004, XP002428096 Retrieved from the Internet : URL : www.ieee802.org/16/.

Written Opinion—PCT/US06/009549, International Search Authority—European Patent Office—Jun. 20, 2006.

Written Opinion—PCT/US2006/041870, International Search Authority, European Patent Office, Apr. 16, 2007.

Written Opinion—PCT/US2006/041900, International Search Authority, European Patent Office, May 18, 2007.

Written Opinion—PCT/US2006/041908, International Search Authority, European Patent Office, Mar. 6, 2007.

Written Opinion—PCT/US2006/041914, International Search Authority, European Patent Office, Apr. 20, 2007.

Written Opinion—PCT/US2006/041921, International Search Authority, European Patent Office, Mar. 15, 2007.

Written Opinion—PCT/US2006/041933, International Search Authority, European Patent Office, Mar. 14, 2007.

Written Opinion—PCT/US2006/041942, International Search Authority, European Patent Office, Mar. 28, 2007.

(56)

References Cited

OTHER PUBLICATIONS

Written Opinion—PCT/US2006/041946, International Search Authority, European Patent Office, Mar. 21, 2007.
Written Opinion—PCT/US2006/041961, International Search Authority, European Patent Office, Mar. 20, 2007.
Written Opinion—PCT/US2006/041981, International Search Authority, European Patent Office, Mar. 12, 2007.
Written Opinion—PCT/US2006/042012, International Search Authority, European Patent Office, Apr. 16, 2007.
Written Opinion—PCT/US2006/042023, International Search Authority, European Patent Office, Feb. 28, 2007.
Written Opinion—PCT/US2006/042067, International Search Authority, European Patent Office, Apr. 17, 2007.

Written Opinion—PCT/US2006/042310, International Search Authority, European Patent Office, Mar. 15, 2007.
Written Opinion—PCT/US2006/042313, International Search Authority, European Patent Office, Apr. 16, 2007.
Written Opinion—PCT/US2006/042325, International Search Authority, European Patent Office, Apr. 16, 2007.
Written Opinion—PCT/US2006/042418, International Search Authority, European Patent Office, Apr. 27, 2007.
Written Opinion dated Apr. 29, 2008, for PCT Application Serial No. PCT/US2006/042013, 11 pages.
Written Opinion—PCT/US06/023587—International Search Authority/US-01/11/07.
Qualcomm Europe: “MIMO proposal for MIMO-WCDMA evaluation”, 3GPP TSG-RAN WG1#42, R1-050912, Aug. 29-Sep. 2, 2005, pp. 21.

* cited by examiner

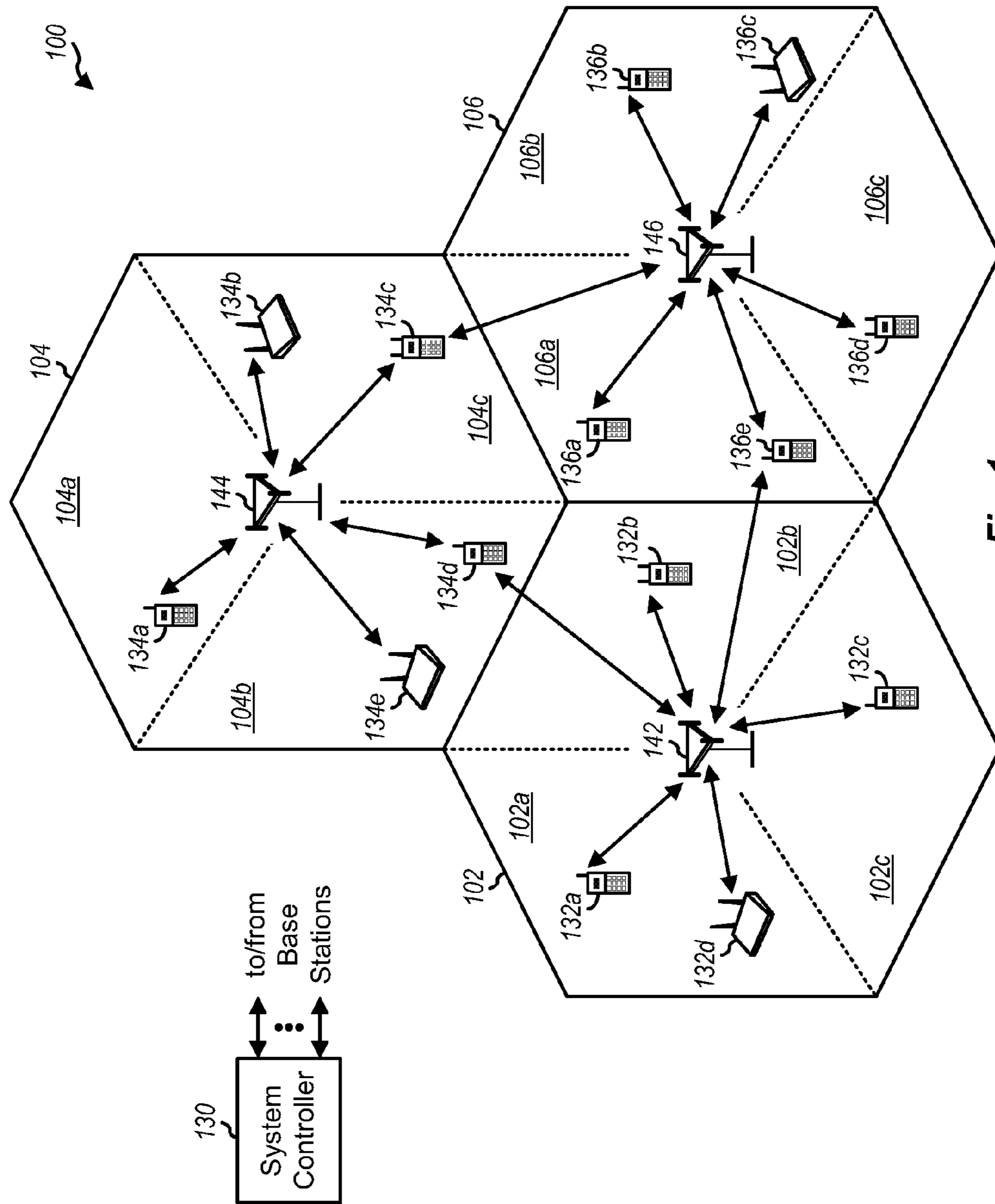


Fig. 1

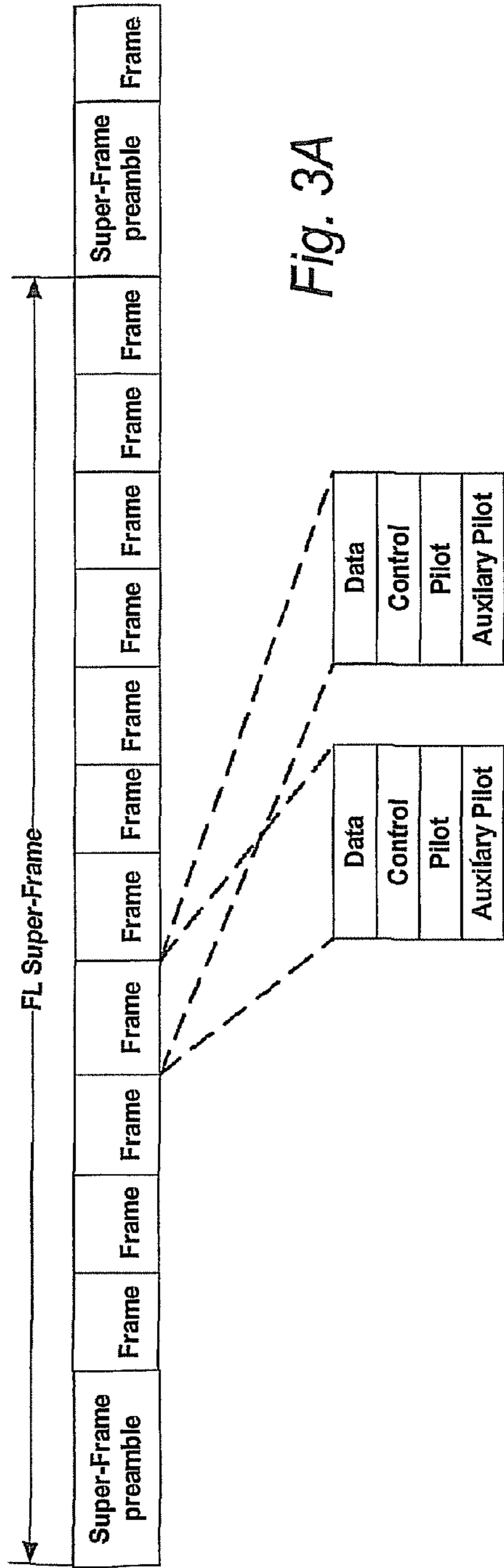


Fig. 3A

Block Hopping mode Symbol Rate Hopping mode

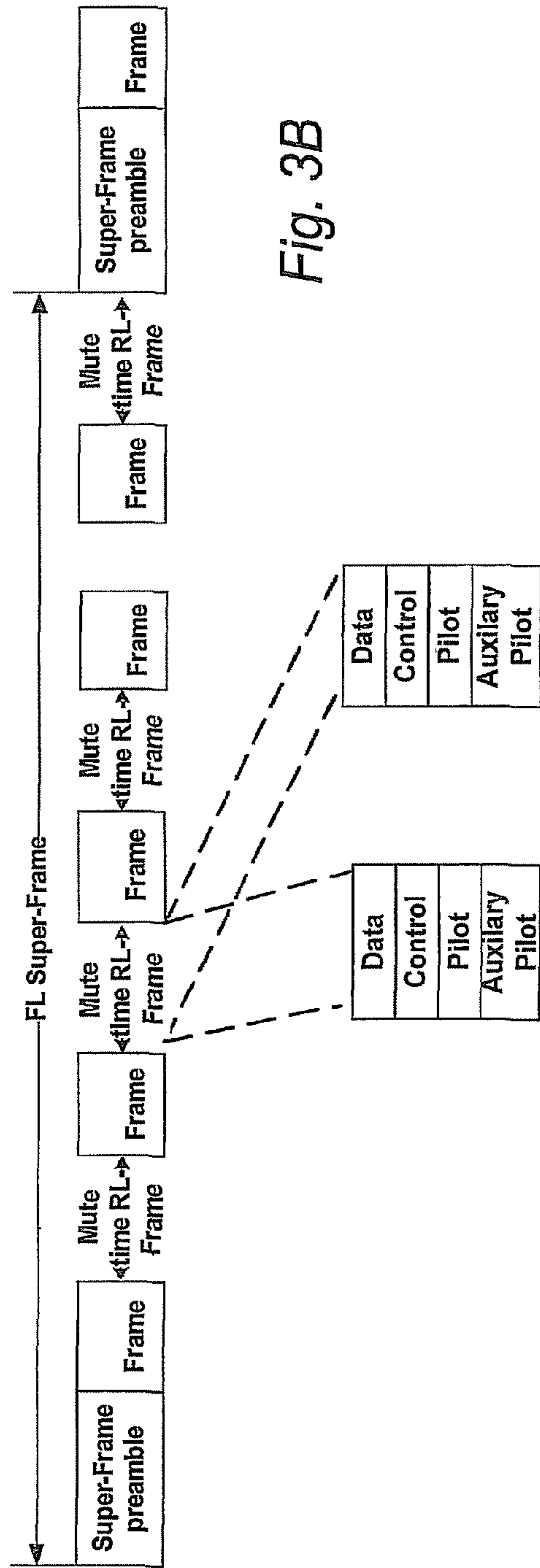


Fig. 3B

Block Hopping mode Symbol Rate Hopping mode

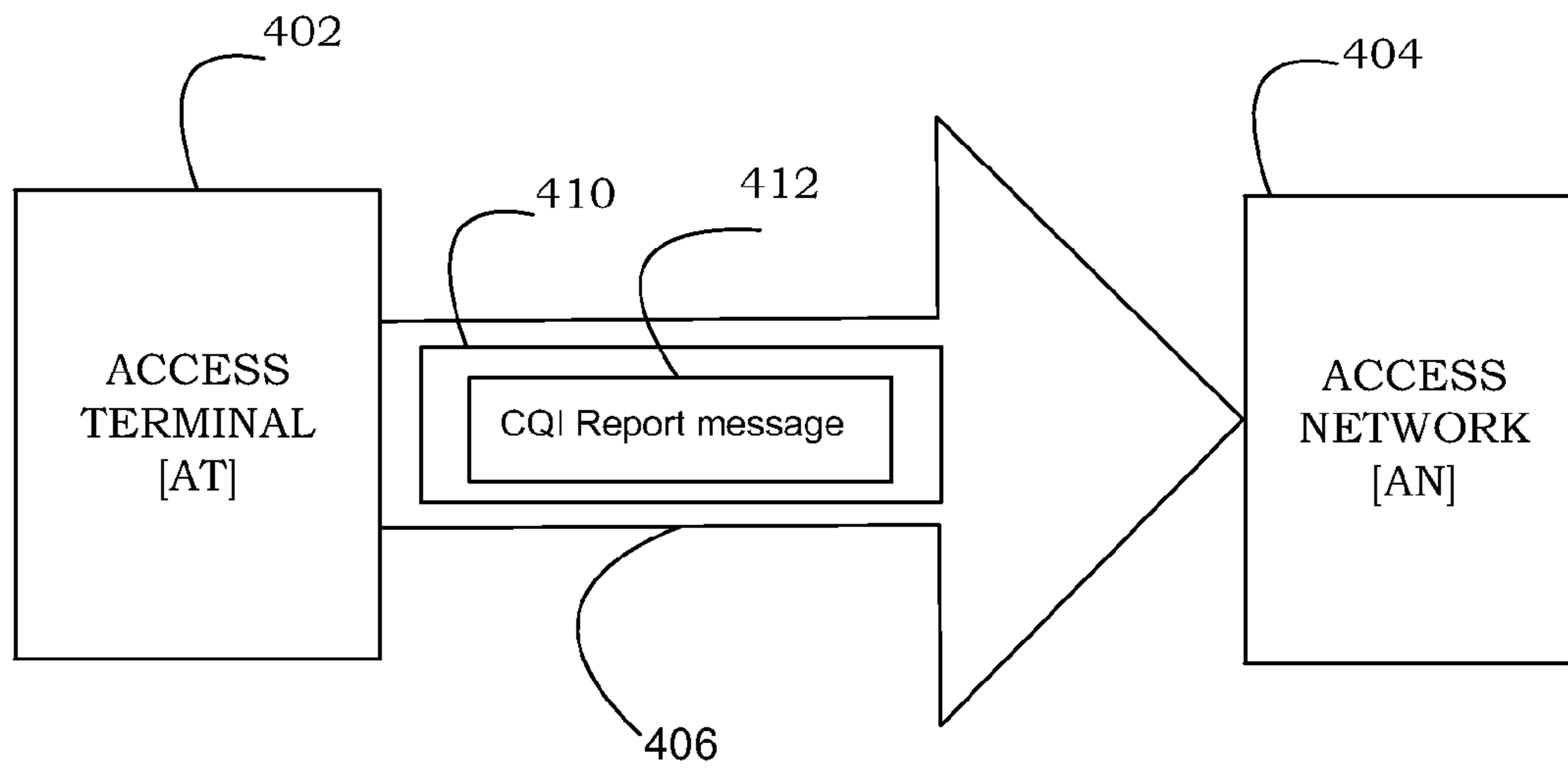


FIGURE 4

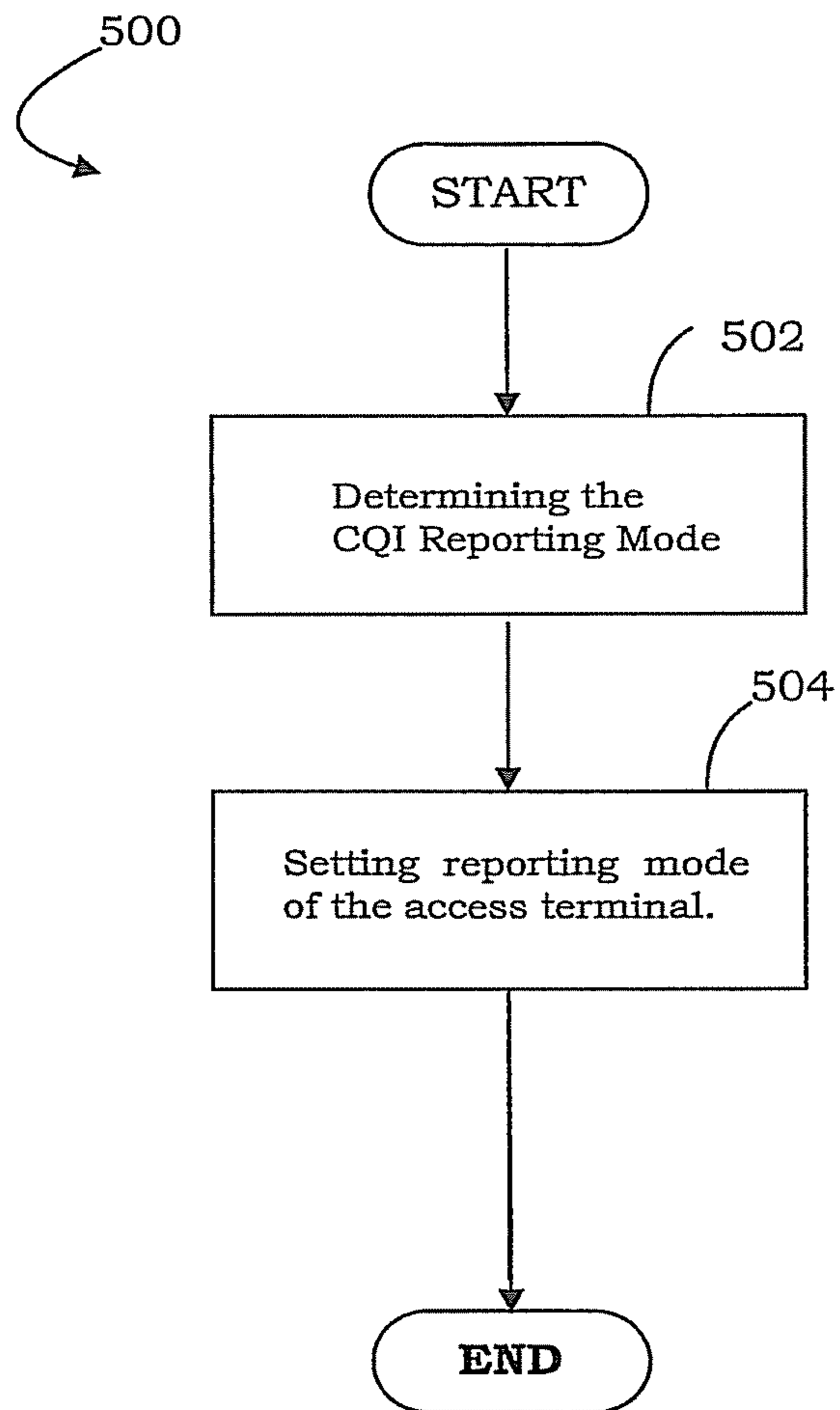


FIGURE 5A

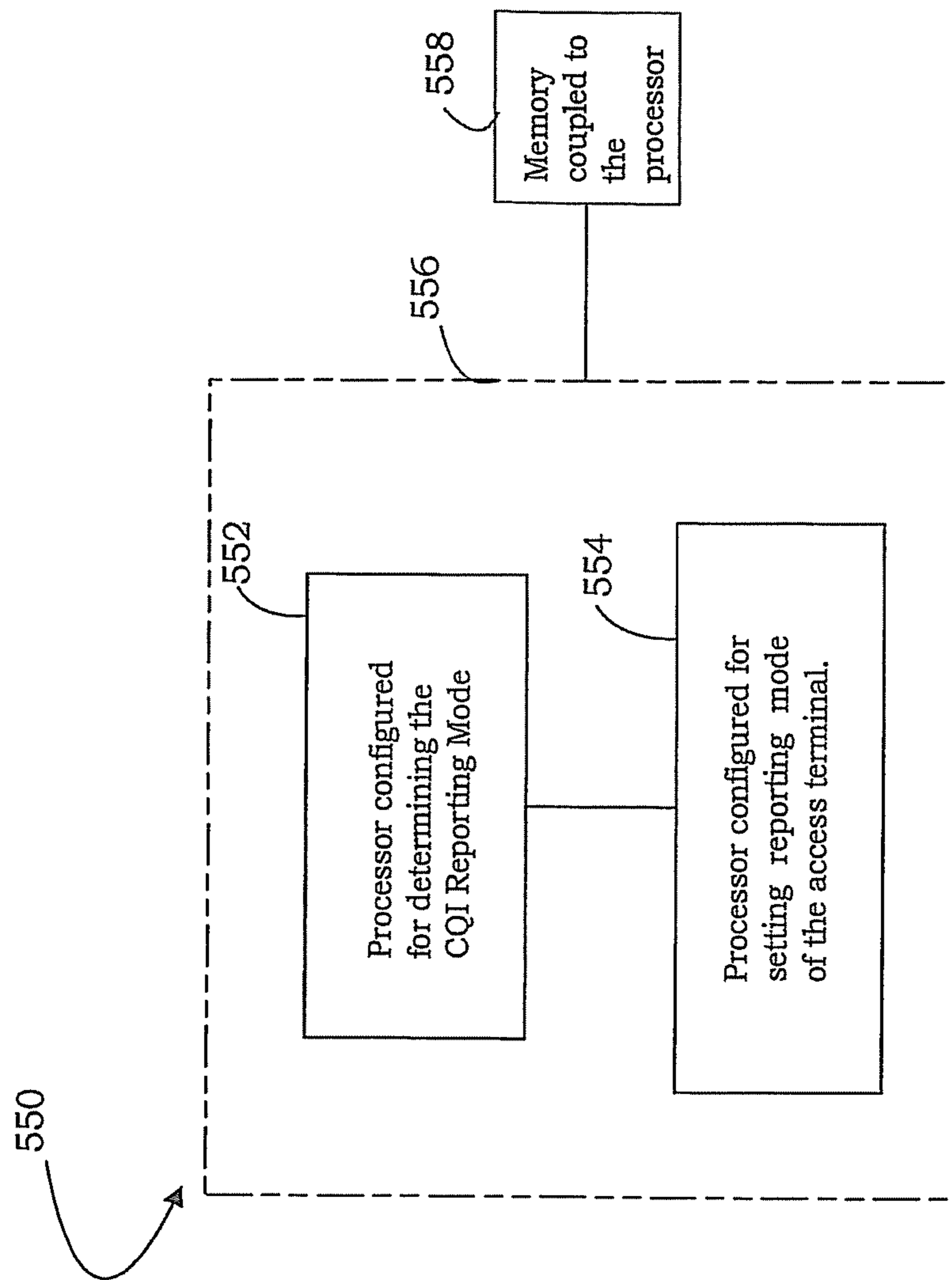


FIGURE 5B

METHOD AND APPARATUS FOR SETTING REVERSE LINK CQI REPORTING MODES IN WIRELESS COMMUNICATION SYSTEM

CROSS-REFERENCE TO RELATED APPLICATIONS

This application is a continuation of U.S. application Ser. No. 13/082,136, entitled "METHOD AND APPARATUS FOR SETTING REVERSE LINK CQI REPORTING MODES IN WIRELESS COMMUNICATION SYSTEM" filed on Apr. 7, 2011, now U.S. Pat. No. 8,599,712 issued on Dec. 3, 2013, which is a continuation of U.S. patent application Ser. No. 12/091,482, entitled "METHOD AND APPARATUS FOR SETTING REVERSE LINK CQI REPORTING MODES IN WIRELESS COMMUNICATION SYSTEM" filed on Oct. 27, 2006, now U.S. Pat. No. 7,924,800 issued on Apr. 12, 2011, which is a 371 of PCT Application Ser. No. PCT/US06/42302, filed Oct. 27, 2006, which claims priority to Provisional Application Ser. No. 60/731,037, entitled "METHODS AND APPARATUS FOR PROVIDING MOBILE BROADBAND WIRELESS HIGHER MAC" filed on Oct. 27, 2005, which are hereby incorporated herein in their entireties by reference.

BACKGROUND

1. Field

The present disclosure relates generally to wireless communication and more particularly to method and apparatus for setting Reverse link CQI Reporting Modes in an access terminal.

2. Background

Wireless communication systems have become a prevalent means by which a majority of people worldwide have come to communicate. Wireless communication devices have become smaller and more powerful in order to meet consumer needs and to improve portability and convenience. The increase in processing power in mobile devices such as cellular telephones has led to an increase in demands on wireless network transmission systems. Such systems typically are not as easily updated as the cellular devices that communicate there over. As mobile device capabilities expand, it can be difficult to maintain an older wireless network system in a manner that facilitates fully exploiting new and improved wireless device capabilities.

Wireless communication systems generally utilize different approaches to generate transmission resources in the form of channels. These systems may be code division multiplexing (CDM) systems, frequency division multiplexing (FDM) systems, and time division multiplexing (TDM) systems. One commonly utilized variant of FDM is orthogonal frequency division multiplexing (OFDM) that effectively partitions the overall system bandwidth into multiple orthogonal subcarriers. These subcarriers may also be referred to as tones, bins, and frequency channels. Each subcarrier can be modulated with data. With time division based techniques, each subcarrier can comprise a portion of sequential time slices or time slots. Each user may be provided with a one or more time slot and subcarrier combinations for transmitting and receiving information in a defined burst period or frame. The hopping schemes may generally be a symbol rate hopping scheme or a block hopping scheme.

Code division based techniques typically transmit data over a number of frequencies available at any time in a range. In general, data is digitized and spread over available bandwidth, wherein multiple users can be overlaid on the channel

and respective users can be assigned a unique sequence code. Users can transmit in the same wide-band chunk of spectrum, wherein each user's signal is spread over the entire bandwidth by its respective unique spreading code. This technique can provide for sharing, wherein one or more users can concurrently transmit and receive. Such sharing can be achieved through spread spectrum digital modulation, wherein a user's stream of bits is encoded and spread across a very wide channel in a pseudo-random fashion. The receiver is designed to recognize the associated unique sequence code and undo the randomization in order to collect the bits for a particular user in a coherent manner.

A typical wireless communication network (e.g., employing frequency, time, and/or code division techniques) includes one or more base stations that provide a coverage area and one or more mobile (e.g., wireless) terminals that can transmit and receive data within the coverage area. A typical base station can simultaneously transmit multiple data streams for broadcast, multicast, and/or unicast services, wherein a data stream is a stream of data that can be of independent reception interest to a mobile terminal. A mobile terminal within the coverage area of that base station can be interested in receiving one, more than one or all the data streams transmitted from the base station. Likewise, a mobile terminal can transmit data to the base station or another mobile terminal. In these systems the bandwidth and other system resources are assigned utilizing a scheduler.

The signals, signal formats, signal exchanges, methods, processes, and techniques disclosed herein provide several advantages over known approaches. These include, for example, reduced signaling overhead, improved system throughput, increased signaling flexibility, reduced information processing, reduced transmission bandwidth, reduced bit processing, increased robustness, improved efficiency, and reduced transmission power

SUMMARY

The following presents a simplified summary of one or more aspects in order to provide a basic understanding of such aspects. This summary is not an extensive overview of all contemplated aspects, and is intended to neither identify key or critical elements of all aspects nor delineate the scope of any or all aspects. Its sole purpose is to present some concepts of one or more aspects in a simplified form as a prelude to the more detailed description that is presented later.

According to an embodiment, a method is provided for setting Reverse Link CQI Reporting Modes in an access terminal, the method comprising determining a value for CQIReportingMode and setting reporting modes of the access terminal based on CQIReportingMode.

According to another embodiment, a computer-readable medium is described having a first set of instructions for determining a value for CQIReportingMode and a second set of instructions for setting reporting modes of the access terminal based on CQIReportingMode.

According to yet another embodiment, an apparatus operable in a wireless communication system is described which includes means for determining a value for CQIReportingMode and means for setting reporting modes of the access terminal based on CQIReportingMode.

To the accomplishment of the foregoing and related ends, the one or more aspects comprise the features hereinafter fully described and particularly pointed out in the claims. The following description and the annexed drawings set forth in detail certain illustrative aspects of the one or more aspects. These aspects are indicative, however, of but a few of the

various ways in which the principles of various aspects may be employed and the described aspects are intended to include all such aspects and their equivalents.

BRIEF DESCRIPTION OF THE DRAWINGS

FIG. 1 illustrates aspects of a multiple access wireless communication system.

FIG. 2 illustrates aspects of a transmitter and receiver in a multiple access wireless communication system.

FIGS. 3A and 3B illustrate aspects of superframe structures for a multiple access wireless communication system.

FIG. 4 illustrates aspect of communication between an access terminal and an access network

FIG. 5A illustrates a flow diagram of a process by an access terminal.

FIG. 5B illustrates one or more processors configured for setting Reverse Link CQI Reporting Mode in the access terminal.

DETAILED DESCRIPTION

Various aspects are now described with reference to the drawings, wherein like reference numerals are used to refer to like elements throughout. In the following description, for purposes of explanation, numerous specific details are set forth in order to provide a thorough understanding of one or more aspects. It may be evident, however, that such aspect(s) may be practiced without these specific details. In other instances, well-known structures and devices are shown in block diagram form in order to facilitate describing one or more aspects.

Referring to FIG. 1, a multiple access wireless communication system according to one aspect is illustrated. A multiple access wireless communication system 100 includes multiple cells, e.g. cells 102, 104, and 106. In the aspect of FIG. 1, each cell 102, 104, and 106 may include an access point 142, 144, and 146 that includes multiple sectors. The multiple sectors are formed by groups of antennas of a base station each responsible for communication with access terminals in a portion of the cell. In cell 102, access point 142 has sectors 102a, 102b, and 102c. In cell 104, access point 144 has sectors 104a, 104b, and 104c. In cell 106, access point 146 has sectors 106a, 106b, and 106c.

Each cell includes several access terminals which are in communication with one or more sectors of each access point. For example, access terminals 132a-132d, 134d, and 136e are in communication with base station 142, access terminals 134a-132e are in communication with access point 144, and access terminals 136a-136e and 134c are in communication with access point 146.

Controller 130 is coupled to each of the cells 102, 104, and 106. Controller 130 may contain one or more connections to multiple networks, e.g. the Internet, other packet based networks, or circuit switched voice networks that provide information to, and from, the access terminals in communication with the cells of the multiple access wireless communication system 100. The controller 130 includes, or is coupled with, a scheduler that schedules transmission from and to access terminals. In other aspects, the scheduler may reside in each individual cell, each sector of a cell, or a combination thereof.

As used herein, an access point may be a fixed station used for communicating with the terminals and may also be referred to as, and include some or all the functionality of, a base station, a Node B, or some other terminology. An access terminal may also be referred to as, and include some or all the

functionality of, a user equipment (UE), a wireless communication device, terminal, a mobile station or some other terminology.

It should be noted that while FIG. 1, depicts physical sectors, i.e. having different antenna groups for different sectors, other approaches may be utilized. For example, utilizing multiple fixed “beams” that each cover different areas of the cell in frequency space may be utilized in lieu of, or in combination with physical sectors. Such an approach is depicted and disclosed in co-pending U.S. patent application Ser. No. 11/260,895, entitled “Adaptive Sectorization in Cellular System.”

Referring to FIG. 2, a block diagram of an aspect of a transmitter system 210 and a receiver system 250 in a MIMO system 200 is illustrated. At transmitter system 210, traffic data for a number of data streams is provided from a data source 212 to transmit (TX) data processor 214. In an aspect, each data stream is transmitted over a respective transmit antenna. TX data processor 214 formats, codes, and interleaves the traffic data for each data stream based on a particular coding scheme selected for that data stream to provide coded data.

The coded data for each data stream may be multiplexed with pilot data using OFDM, or other orthogonalization or non-orthogonalization techniques. The pilot data is typically a known data pattern that is processed in a known manner and may be used at the receiver system to estimate the channel response. The multiplexed pilot and coded data for each data stream is then modulated (i.e., symbol mapped) based on one or more particular modulation schemes (e.g., BPSK, QSPK, M-PSK, or M-QAM) selected for that data stream to provide modulation symbols. The data rate, coding, and modulation for each data stream may be determined by instructions performed on provided by processor 230.

The modulation symbols for all data streams are then provided to a TX processor 220, which may further process the modulation symbols (e.g., for OFDM). TX processor 220 then provides N_T modulation symbol streams to N_T transmitters (TMTR) 222a through 222t. Each transmitter 222 receives and processes a respective symbol stream to provide one or more analog signals, and further conditions (e.g., amplifies, filters, and upconverts) the analog signals to provide a modulated signal suitable for transmission over the MIMO channel. N_T modulated signals from transmitters 222a through 222t are then transmitted from N_T antennas 224a through 224t, respectively.

At receiver system 250, the transmitted modulated signals are received by N_R antennas 252a through 252r and the received signal from each antenna 252 is provided to a respective receiver (RCVR) 254. Each receiver 254 conditions (e.g., filters, amplifies, and downconverts) a respective received signal, digitizes the conditioned signal to provide samples, and further processes the samples to provide a corresponding “received” symbol stream.

An RX data processor 260 then receives and processes the N_R received symbol streams from N_R receivers 254 based on a particular receiver processing technique to provide N_T “detected” symbol streams. The processing by RX data processor 260 is described in further detail below. Each detected symbol stream includes symbols that are estimates of the modulation symbols transmitted for the corresponding data stream. RX data processor 260 then demodulates, deinterleaves, and decodes each detected symbol stream to recover the traffic data for the data stream. RX data processor provides the traffic data to processor 270 and data sink 264. The processing by RX data processor 260 is complementary to

that performed by TX processor **220** and TX data processor **214** at transmitter system **210**.

RX data processor **260** may be limited in the number of subcarriers that it may simultaneously demodulate, e.g. 512 subcarriers or 5 MHz, and such a receiver should be scheduled on a single carrier. This limitation may be a function of its FFT range, e.g. sample rates at which the processor **260** may operate, the memory available for FFT, or other functions available for demodulation. Further, the greater the number of subcarriers utilized, the greater the expense of the access terminal.

The channel response estimate generated by RX processor **260** may be used to perform space, space/time processing at the receiver, adjust power levels, change modulation rates or schemes, or other actions. RX processor **260** may further estimate the signal-to-noise-and-interference ratios (SNRs) of the detected symbol streams, and possibly other channel characteristics, and provides these quantities to a processor **270**. RX data processor **260** or processor **270** may further derive an estimate of the “operating” SNR for the system. Processor **270** then provides channel state information (CSI), which may comprise various types of information regarding the communication link and/or the received data stream. For example, the CSI may comprise only the operating SNR. In other aspects, the CSI may comprise a channel quality indicator (CQI), which may be a numerical value indicative of one or more channel conditions. The CSI is then processed by a TX data processor **278**, modulated by a modulator **280**, conditioned by transmitters **254a** through **254r**, and transmitted back to transmitter system **210**.

At transmitter system **210**, the modulated signals from receiver system **250** are received by antennas **224**, conditioned by receivers **222**, demodulated by a demodulator **240**, and processed by a RX data processor **242** to recover the CSI reported by the receiver system. The reported CSI is then provided to processor **230** and data sink **244**, and used to (1) determine the data rates and coding and modulation schemes to be used for the data streams and (2) generate various controls for TX data processor **214** and TX processor **220**. Alternatively, the CSI may be utilized by processor **270** to determine modulation schemes and/or coding rates for transmission, along with other information. This may then be provided to the transmitter which uses this information, which may be quantized, to provide later transmissions to the receiver.

Processors **230** and **270** direct the operation at the transmitter and receiver systems, respectively. Memories **232** and **272** provide storage for program codes and data used by processors **230** and **270**, respectively.

At the receiver, various processing techniques may be used to process the N_R received signals to detect the N_T transmitted symbol streams. These receiver processing techniques may be grouped into two primary categories (i) spatial and space-time receiver processing techniques (which are also referred to as equalization techniques); and (ii) “successive nulling/equalization and interference cancellation” receiver processing technique (which is also referred to as “successive interference cancellation” or “successive cancellation” receiver processing technique).

While FIG. 2 discusses a MIMO system, the same system may be applied to a multi-input single-output system where multiple transmit antennas, e.g. those on a base station, transmit one or more symbol streams to a single antenna device, e.g. a mobile station. Also, a single output to single input antenna system may be utilized in the same manner as described with respect to FIG. 2.

The transmission techniques described herein may be implemented by various means. For example, these techniques may be implemented in hardware, firmware, software, or a combination thereof. For a hardware implementation, the processing units at a transmitter may be implemented within one or more application specific integrated circuits (ASICs), digital signal processors (DSPs), digital signal processing devices (DSPDs), programmable logic devices (PLDs), field programmable gate arrays (FPGAs), processors, controllers, microcontrollers, microprocessors, electronic devices, other electronic units designed to perform the functions described herein, or a combination thereof. The processing units at a receiver may also be implemented within one or more ASICs, DSPs, processors, and so on.

For a software implementation, the transmission techniques may be implemented with modules (e.g., procedures, functions, and so on) that perform the functions described herein. The software codes may be stored in a memory (e.g., memory **230**, **272x** or **272y** in FIG. 2) and executed by a processor (e.g., processor **232**, **270x** or **270y**). The memory may be implemented within the processor or external to the processor.

It should be noted that the concept of channels herein refers to information or transmission types that may be transmitted by the access point or access terminal. It does not require or utilize fixed or predetermined blocks of subcarriers, time periods, or other resources dedicated to such transmissions.

Referring to FIGS. 3A and 3B, aspects of superframe structures for a multiple access wireless communication system are illustrated. FIG. 3A illustrates aspects of superframe structures for a frequency division duplexed (FDD) multiple access wireless communication system, while FIG. 3B illustrates aspects of superframe structures for a time division duplexed (TDD) multiple access wireless communication system. The superframe preamble may be transmitted separately for each carrier or may span all of the carriers of the sector.

In both FIGS. 3A and 3B, the forward link transmission is divided into units of superframes. A superframe may consist of a superframe preamble followed by a series of frames. In an FDD system, the reverse link and the forward link transmission may occupy different frequency bandwidths so that transmissions on the links do not, or for the most part do not, overlap on any frequency subcarriers. In a TDD system, N forward link frames and M reverse link frames define the number of sequential forward link and reverse link frames that may be continuously transmitted prior to allowing transmission of the opposite type of frame. It should be noted that the number of N and M may vary within a given superframe or between superframes.

In both FDD and TDD systems each superframe may comprise a superframe preamble. In certain aspects, the superframe preamble includes a pilot channel that includes pilots that may be used for channel estimation by access terminals, a broadcast channel that includes configuration information that the access terminal may utilize to demodulate the information contained in the forward link frame. Further acquisition information such as timing and other information sufficient for an access terminal to communicate on one of the carriers and basic power control or offset information may also be included in the superframe preamble. In other cases, only some of the above and/or other information may be included in this superframe preamble.

As shown in FIGS. 3A and 3B, the superframe preamble is followed by a sequence of frames. Each frame may consist of a same or a different number of OFDM symbols, which may constitute a number of subcarriers that may simultaneously

utilized for transmission over some defined period. Further, each frame may operate according to a symbol rate hopping mode, where one or more non-contiguous OFDM symbols are assigned to a user on a forward link or reverse link, or a block hopping mode, where users hop within a block of OFDM symbols. The actual blocks or OFDM symbols may or may not hop between frames.

FIG. 4 illustrates communication between an access terminal 402 and an access network 404. The access terminal generates and transmits a CQIReport message 410 to the access network 404. Using a communication link 406 and based upon predetermined timing, system conditions, or other decision criteria, the access terminal 402 transmits block 410 to the access network 404. The communication link may be implemented using communication protocols/standards such as World Interoperability for Microwave Access (WiMAX), infrared protocols such as Infrared Data Association (IrDA), short-range wireless protocols/technologies, Bluetooth® technology, ZigBee® protocol, ultra wide band (UWB) protocol, home radio frequency (HomeRF), shared wireless access protocol (SWAP), wideband technology such as a wireless Ethernet compatibility alliance (WECA), wireless fidelity alliance (Wi-Fi Alliance), 802.11 network technology, public switched telephone network technology, public heterogeneous communications network technology such as the Internet, private wireless communications network, land mobile radio network, code division multiple access (CDMA), wideband code division multiple access (WCDMA), universal mobile telecommunications system (UMTS), advanced mobile phone service (AMPS), time division multiple access (TDMA), frequency division multiple access (FDMA), orthogonal frequency division multiple (OFDM), orthogonal frequency division multiple access (OFDMA), orthogonal frequency division multiple FLASH (OFDM-FLASH), global system for mobile communications (GSM), single carrier (1×) radio transmission technology (RTT), evolution data only (EV-DO) technology, general packet radio service (GPRS), enhanced data GSM environment (EDGE), high speed downlink data packet access (HSPDA), analog and digital satellite systems, and any other technologies/protocols that may be used in at least one of a wireless communications network and a data communications network.

The access terminal may support multiple reporting modes. The access terminal's reporting mode may be set based upon the CQIReportingMode value. The access terminal's CQIReportingMode can be one of Single Code Word CQI Reporting Mode, a Multiple Code Word CQI Reporting Mode, or a Single Input and Single Output (SISO) CQI Reporting Mode. The access terminal 402 is configured to transmit block 410 to the access network 404. The access terminal 402 may incorporate the message 410 into one or more data packets 412 which are transmitted on a forward link 406. In another aspect, the message 410 may be transmitted without being incorporated in to a packet. The data packet comprises header information that indicates whether the data packets 412 contain the CQIReport message 410. The data packet 412 is exchanged on the forward link 406 using one or more channels.

FIG. 5A illustrates a flow diagram of process 500, according to an embodiment. At 502, the CQIReportingMode value is determined. At 504, the reporting mode of the access terminal is set based upon the CQIReportingMode value i.e. the reporting mode of the access terminal is set to any one of Single Code Word CQI Reporting Mode, Multiple Code Word CQI Reporting Mode, or SISO CQI Reporting Mode.

FIG. 5B illustrates a processor 550 for setting Reverse Link CQI reporting mode in the access terminal. The processors referred to may be electronic devices and may comprise one or more processors configured for setting the reporting mode according to the embodiment. A processor 552 is configured for determining the CQIReportingMode value. A processor 554 is further configured for setting the reporting mode of the access terminal based upon the CQIReportingMode value i.e. the reporting mode of the access terminal is set to any one of Single Code Word CQI Reporting Mode, Multiple Code Word CQI Reporting Mode, or SISO CQI Reporting Mode. The functionality of the discrete processors 552 to 554 depicted in the figure may be combined into a single processor 556. A memory 558 is also coupled to the processor 556.

In an embodiment, an apparatus is described which includes a means for determining the CQIReportingMode value. A means is further provided for setting the reporting mode of the access terminal based upon the CQIReportingMode value i.e. the reporting mode of the access terminal is set to any one of Single Code Word CQI Reporting Mode, Multiple Code Word CQI Reporting Mode, or SISO CQI Reporting Mode. The means described herein may comprise one or more processors.

Furthermore, embodiments may be implemented by hardware, software, firmware, middleware, microcode, or any combination thereof. When implemented in software, firmware, middleware or microcode, the program code or code segments to perform the necessary tasks may be stored in a machine readable medium such as a separate storage(s) not shown. A processor may perform the necessary tasks. A code segment may represent a procedure, a function, a subprogram, a program, a routine, a subroutine, a module, a software package, a class, or any combination of instructions, data structures, or program statements. A code segment may be coupled to another code segment or a hardware circuit by passing and/or receiving information, data, arguments, parameters, or memory contents. Information, arguments, parameters, data, etc. may be passed, forwarded, or transmitted via any suitable means including memory sharing, message passing, token passing, network transmission, etc.

Various modifications to these aspects will be readily apparent to those skilled in the art, and the generic principles defined herein may be applied to other aspects. Thus, the description is not intended to be limited to the aspects shown herein but is to be accorded the widest scope consistent with the principles and novel features disclosed herein.

The invention claimed is:

1. A method of determining reverse link channel quality indicator (CQI) reporting modes of an access terminal, comprising:

determining a CQI reporting mode value;
identifying a reverse link CQI reporting mode from a group of reporting modes based, at least in part, on the CQI reporting mode value; and
reporting CQI based, at least in part, on the identified reverse link CQI reporting mode to a base station.

2. The method of claim 1, wherein the reverse link CQI reporting mode comprises a plurality of fields that indicate a transmission characteristic.

3. The method of claim 2, wherein the CQI reporting mode value indicates a field of the plurality of fields of the reverse link CQI reporting mode.

4. The method of claim 2, wherein at least one field of the plurality of fields of the reverse link CQI reporting mode includes a rank that indicates a desired number of multiple input and multiple output (MIMO) layers.

9

5. The method of claim 2, wherein at least one field of the plurality of fields of the reverse link CQI reporting mode includes a preferred precoding matrix.

6. The method of claim 1, further comprising setting the reverse link CQI reporting mode of the access terminal to the identified reverse link CQI reporting mode.

7. The method of claim 1, wherein the reverse link CQI reporting mode comprises at least one of a single code word CQI reporting mode, a multiple code word CQI reporting mode, and a single input and single output (SISO) CQI reporting mode.

8. An apparatus for determining reverse link channel quality indicator (CQI) reporting modes, comprising:

at least one processor configured to:

determine a CQI reporting mode value;

identify a reverse link CQI reporting mode from a group of reporting modes based, at least in part, on the CQI reporting mode value; and

report CQI based, at least in part, on the identified reverse link CQI reporting mode to a base station; and

at least one memory configured to communicate with the at least one processor.

9. The apparatus of claim 8, wherein the reverse link CQI reporting mode comprises a plurality of fields that indicate a transmission characteristic.

10. The apparatus of claim 9, wherein the CQI reporting mode value indicates a field of the plurality of fields of the reverse link CQI reporting mode.

11. The apparatus of claim 9, wherein at least one field of the plurality of fields of the reverse link CQI reporting mode includes a rank that indicates a desired number of multiple input and multiple output (MIMO) layers.

12. The apparatus of claim 9, wherein at least one field of the plurality of fields of the reverse link CQI reporting mode includes a preferred precoding matrix.

13. The apparatus of claim 8, wherein the at least one processor is further configured to: set the reverse link CQI reporting mode of the access terminal to the identified reverse link CQI reporting mode.

10

14. The apparatus of claim 8, wherein the reverse link CQI reporting mode comprises at least one of a single code word CQI reporting mode, a multiple code word CQI reporting mode, and a single input and single output (SISO) CQI reporting mode.

15. An apparatus for determining reverse link channel quality indicator (CQI) reporting modes, comprising:

means for determining a CQI reporting mode value;

means for identifying a reverse link CQI reporting mode from a group of reporting modes based, at least in part, on the CQI reporting mode value; and

means for reporting CQI based, at least in part, on the identified reverse link CQI reporting mode to a base station.

16. An apparatus for determining reverse link channel quality indicator (CQI) reporting modes of an access terminal, comprising:

at least one processor;

a non-transitory storage medium that is in communication with the at least one processor including instructions stored thereon, wherein the instructions cause the at least one processor to:

determine a CQI reporting mode value;

a reverse link CQI reporting mode from a group of reporting modes based, at least in part, on the CQI reporting mode value; and

report CQI based, at least in part, on the identified reverse link CQI reporting mode to a base station.

17. A non-transitory machine readable storage medium including instructions stored thereon, comprising:

a first set of instructions for determining a CQI reporting mode value;

a second set of instructions for identifying a reverse link CQI reporting mode from a group of reporting modes based, at least in part, on the CQI reporting mode value; and

a third set of instructions for reporting CQI based, at least in part, on the identified reverse link CQI reporting mode to a base station.

* * * * *