

US009090895B2

(12) **United States Patent**
Nakayama et al.

(10) **Patent No.:** **US 9,090,895 B2**
(45) **Date of Patent:** ***Jul. 28, 2015**

(54) **COMPOSITIONS AND METHODS FOR INHIBITING EXPRESSION OF THE HAMP GENE**

(71) Applicant: **Alnylam Pharmaceuticals, Inc.**,
Cambridge, MA (US)

(72) Inventors: **Tomoko Nakayama**, Cambridge, MA (US); **Anke Geick**, Bayreuth (DE); **Pamela Tan**, Kulmbach (DE); **Herbert Y. Lin**, Watertown, MA (US)

(73) Assignee: **Alnylam Pharmaceuticals, Inc.**,
Cambridge, MA (US)

(*) Notice: Subject to any disclaimer, the term of this patent is extended or adjusted under 35 U.S.C. 154(b) by 0 days.

This patent is subject to a terminal disclaimer.

(21) Appl. No.: **14/303,921**

(22) Filed: **Jun. 13, 2014**

(65) **Prior Publication Data**

US 2014/0294936 A1 Oct. 2, 2014

Related U.S. Application Data

(60) Continuation of application No. 13/900,854, filed on May 23, 2013, now Pat. No. 8,791,250, which is a continuation of application No. 13/590,783, filed on Aug. 21, 2012, now Pat. No. 8,470,799, which is a

(Continued)

(51) **Int. Cl.**

C07H 21/02 (2006.01)

C07H 21/04 (2006.01)

(Continued)

(52) **U.S. Cl.**

CPC **C12N 15/1136** (2013.01); **C12N 15/113** (2013.01); **C12N 2310/14** (2013.01);

(Continued)

(58) **Field of Classification Search**

USPC 514/44; 536/24.5
See application file for complete search history.

(56) **References Cited**

U.S. PATENT DOCUMENTS

6,054,299 A 4/2000 Conrad
7,374,927 B2 5/2008 Palma et al.

(Continued)

FOREIGN PATENT DOCUMENTS

DE 00/00244 4/2002
DE 101 00 586 4/2002

(Continued)

OTHER PUBLICATIONS

Bartolomei G. et al., "Modulation of 1-20 hepatitis C virus replication by iron and hepcidin in Huh7 hepatocytes", Journal of General Virology, May 18, 2011, pp. 2072-2081, vol. 92(9).

(Continued)

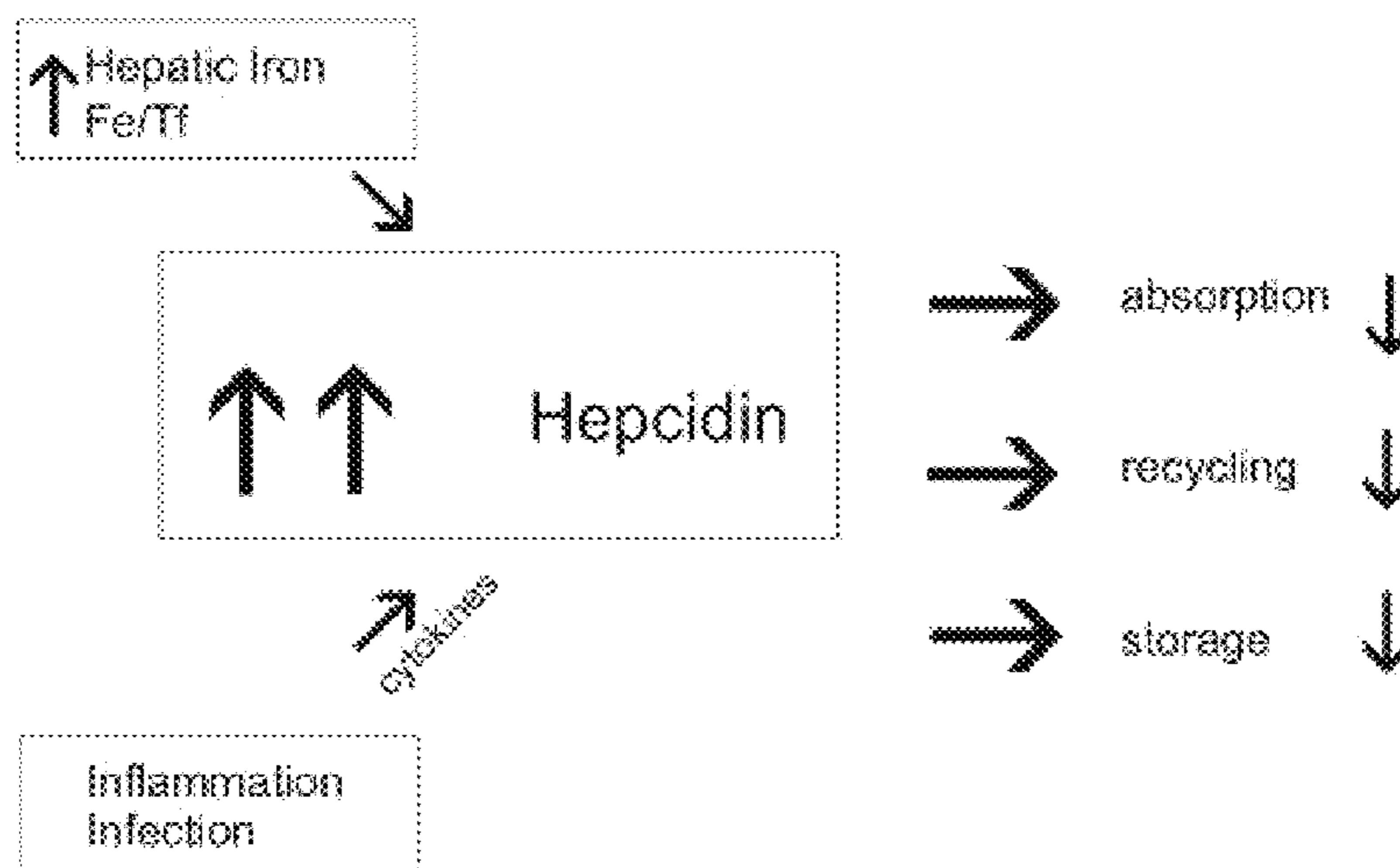
Primary Examiner — Terra C Gibbs

(74) *Attorney, Agent, or Firm* — Fenwick & West LLP

(57) **ABSTRACT**

The invention relates to a double-stranded ribonucleic acid (dsRNA) for inhibiting the expression of the HAMP gene (HAMP gene), comprising an antisense strand having a nucleotide sequence which is less than 30 nucleotides in length, generally 19-25 nucleotides in length, and which is substantially complementary to at least a part of the HAMP gene. The invention also relates to a pharmaceutical composition comprising the dsRNA together with a pharmaceutically acceptable carrier; methods for treating diseases caused by HAMP gene expression and the expression of the HAMP gene using the pharmaceutical composition.

20 Claims, 9 Drawing Sheets



Related U.S. Application Data

division of application No. 13/184,087, filed on Jul. 15, 2011, now Pat. No. 8,268,799, which is a division of application No. 12/757,497, filed on Apr. 9, 2010, now Pat. No. 8,163,711, which is a division of application No. 11/859,288, filed on Sep. 21, 2007, now abandoned.

(60) Provisional application No. 60/846,266, filed on Sep. 21, 2006, provisional application No. 60/870,253, filed on Dec. 15, 2006.

(51) **Int. Cl.**

A61K 48/00 (2006.01)

C12N 15/113 (2010.01)

(52) **U.S. Cl.**

CPC *C12N2310/315* (2013.01); *C12N 2310/321* (2013.01); *C12N 2310/346* (2013.01); *C12N 2320/11* (2013.01)

(56)

References Cited

U.S. PATENT DOCUMENTS

7,427,605	B2	9/2008	Davis et al.	
7,718,629	B2	5/2010	Bumcrot et al.	
8,268,799	B2 *	9/2012	Nakayama et al.	514/44 A
8,470,799	B2 *	6/2013	Nakayama et al.	514/44 A
8,791,250	B2 *	7/2014	Nakayama et al.	536/24.5
2003/0143732	A1	7/2003	Fosnaugh et al.	
2003/0170891	A1	9/2003	McSwiggen	
2004/0259247	A1	12/2004	Tuschl et al.	
2005/0272080	A1	12/2005	Palma et al.	
2006/0263435	A1	11/2006	Davis et al.	
2007/0004664	A1	1/2007	McSwiggen et al.	
2007/0031844	A1	2/2007	Khvorova et al.	
2007/0224186	A1	9/2007	Kulaksiz et al.	
2007/0281899	A1	12/2007	Bumcrot	
2008/0213277	A1	9/2008	Sasu et al.	
2009/0149403	A1	6/2009	MacLachlan	
2010/0204307	A1	8/2010	Nakayama et al.	
2011/0015250	A1	1/2011	Bumcrot et al.	
2012/0244207	A1	9/2012	Fitzgerald et al.	

FOREIGN PATENT DOCUMENTS

JP	2001149083	6/2001
WO	WO 99/32619	7/1999
WO	WO 99/53050	10/1999
WO	WO 99/61631	12/1999
WO	WO 00/22113	4/2000
WO	WO 00/22114	4/2000
WO	WO 00/44895	8/2000
WO	WO 02/098444	12/2002
WO	WO 2004/080406	9/2004
WO	WO 2004/090108	10/2004
WO	WO 2007/120883	10/2007
WO	WO-2008/036933	A2 3/2008
WO	WO 2008/089795	7/2008
WO	WO-2009/073809	A2 6/2009
WO	WO 2010/147992	12/2010

OTHER PUBLICATIONS

Ganz T. et al., "Hepcidin and Disorders 1-20 of Iron Metabolism", Annual Review of Medicine, Feb. 18, 2011, pp. 347-360, vol. 62(1).
 Theurl I. et al., "Autocrine formation of 1-20 hepcidin induces iron retention in human monocytes", Blood, Feb. 15, 2008, pp. 2392-2399, vol. 111(4), No. 4, (Dec. 11, 2007).
 Supplementary European Search Report for EP Application No. 12801896.7. Nov. 11, 2014, 7 pages.
 Agrawal, S., et al., "Antisense oligonucleotides: towards clinical trials." Trends in Biotechnology. Oct. 1996, vol. 14, pp. 376-387.

Andrews, N.C., "Anemia of Inflammation: the Cytokine-Hepcidin Link," J. Clin. Invest., vol. 113, No. 9, May 1, 2004.
 Bass, B., "The short answer," Nature, May 24, 2001, pp. 428-429, vol. 411.
 Boese et al., "Mechanistic Insights Aid Computational Short Interfering RNA Design," Methods in Enzymology, vol. 392, pp. 73-96, 2005.
 Couture, A., et al., "Anti-Gene Therapy: The Use of Ribozymes to Inhibit Gene Function," TIG, vol. 12, No. 12, pp. 510-515, Dec. 1996.
 Crosby, J., et al., "Targeting Hepcidin with Antisense Oligonucleotides Improves Anemia Endpoints in Mice," Antisense Drug Discovery, Abstract No. 269, American Society of Hematology Annual Meeting, Nov. 16, 2006, vol. 108, No. 11, pp. 83a-84a.
 Donovan, A., et al., "Positional Cloning of Zebrafish ferroporin 1 Identifies a Conserved Vertebrate Iron Exporter," Nature, vol. 403, pp. 776-781, Feb. 2000.
 Elbashir, S., et al., "Analysis of gene function in somatic mammalian cells using small interfering RNAs," Methods, 2002, pp. 199-213, vol. 26.
 Elbashir, S., et al., "Duplexes of 21-nucleotide RNAs mediate RNA interference in mammalian cell culture," Nature, May 24, 2001, p. 494-498, vol. 411.
 Elbashir, S., et al., "Functional Anatomy of siRNAs for Mediating Efficient RNAi in *Drosophila Melanogaster* Embryo Lysate", The EMBO Journal, 2001, pp. 6877-6888, vol. 20, No. 23.
 Elbashir, S., et al., "RNA Interference is Mediated by 21-and 22 Nucleotide RNAs," Genes & Development, 2001, pp. 188-200, vol. 15.
 Fire, A., "RNA-triggered Gene Silencing," Trends in Genetics, Sep. 1999, pp. 358-363, vol. 15, No. 9.
 Fire, A., et al., "Potent and Specific Genetic Interference by Double Stranded RNA in *Caenorhabditis elegans*," Nature, Feb. 19, 1998, pp. 806-811, vol. 391.
 Fleming, R.E., et al., "Hepcidin: A Putative Iron-Regulatory Hormone Relevant to Hereditary Hemochromatosis and the Anemia of Chronic Disease," Proceedings of the National Academy of Science, vol. 98, No. 15, pp. 8160-8162, 2001.
 Fleming, R.E., "Advances in Understanding the Molecular Basis for the Regulation of Dietary Iron Absorption," Curr. Opin. Gastroenterol, vol. 21, pp. 201-206, 2005.
 Ganz, T., "Hepcidin, a Key Regulator of Iron Metabolism and Mediator of Anemia of Inflammation," Blood, vol. 102, No. 3, pp. 783-788, Aug. 2003.
 Gassmann, M., et al., "Maintenance of an Extrachromosomal Plasmid Vector in Mouse Embryonic Stem Cells," Proc. Nat'l Acad. Sci., USA, vol. 92, pp. 1292-1296, 1995.
 Genbank Accession No. NM.sub.—021175.2, Feb. 19, 2006.
 GenBank Accession No. NM.sub.—032541.1 (Oct. 22, 2011), NCBI Sequence Viewer, [online] [Retrieved on Nov. 18, 2011] Retrieved from the internet <<http://www.ncbi.nlm.nih.gov/nuccore/NM.sub.—032541.1>>.
 Holen et al., "Positional Effects of Short Interfering RNAs Targeting the Human Coagulation Trigger Tissue Factor," Nucleic Acid Research, vol. 30, pp. 1757-1766, 2002.
 Hornung, V., et al., "Sequence-specific potent induction of INF- α by short interfering RNA in plasmacytoid dendritic cells through TLR7," Nature Medicine, Mar. 2005, pp. 263-270, vol. 11, No. 3.
 Li, S., et al., "Folate-Mediated Targeting of Antisense Oligodeoxynucleotides to Ovarian Cancer Cells," Pharm. Res., vol. 15, No. 10, pp. 1540-1545, 1998.
 Manoharan, M., "Oligonucleotide Conjugates as Potential Antisense Drugs with Improved Uptake, Biodistribution, Targeted Delivery, and Mechanism of Action," Antisense & Nucleic Acid Drug Development, vol. 12, pp. 103-128, 2002.
 Nemeth, E., et al., "Hepcidin Regulates Cellular Iron Efflux by Binding to Ferroportin and Inducing its Internalization," Science, vol. 306, pp. 2090-2093, 2004.
 Nicolas et al., "Lack of Hepcidin Gene Expression and Severe Tissue Iron Overload in Upstream Stimulatory Factor 2 (USF2) Knockout Mice," Proceedings of the National Academy of Science, vol. 98, vol. 15, pp. 8780-8785, 2001.

(56)

References Cited

OTHER PUBLICATIONS

Nicolas, G., et al., "The Gene Encoding the Iron Regulatory Peptide Hepcidin is Regulated by Anemia, Hypoxia and Inflammation," *The J. of Clin. Invest.*, vol. 110, No. 7, pp. 1037-1044, Oct. 2002.

Office Action for Australian Patent Application No. 2007299629, mailed Mar. 8, 2011, 2 pages.

Office Action for Canadian Patent Application No. 2,663,581, mailed May 14, 2012, 2 pages.

Office Action for Canadian Patent Application No. 2,663,581, mailed Jan. 18, 2011, 4 pages.

Papanikolaou, G., et al., "Hepcidin in Iron Overload Disorders," *Blood*, vol. 105, pp. 4103-4105, 2005.

Park, C.H., et al., "Hepcidin, a Urinary Antimicrobial Peptide Synthesized in the Liver," *J. Biol. Chem.*, vol. 276, pp. 7806-7810, 2001.

PCT International Search Report and Written Opinion, PCT/US2007/079212, Aug. 14, 2008, 11 pages.

PCT International Search Report and Written Opinion, PCT/US2012/043603, Dec. 7, 2012, 14 pages.

Patent Examination Report No. 1 for Australian Patent Application No. AU 2011250816, Dec. 21, 2012, 2 pages.

Pietrangolo, A., "Hereditary Hemochromatosis—A New Look at an Old Disease," *New England Journal of Medicine*, Jun. 3, 2004, pp. 2383-2397, vol. 350, No. 23.

Pigeon, C., et al., "A New Mouse Liver-Specific Gene, Encoding a Protein Homologous to Human Antimicrobial Peptide Hepcidin, is Overexpressed During Iron Overload," *J. Biol. Chem.*, vol. 276, pp. 7811-7819, 2001.

Reynolds, et al. (2004) "Rational siRNA design for RNA interference," *Nature Biotechnology*, vol. 22, No. 3, pp. 326-330.

Robbins, M., et al., "Stable expression of shRNAs in human CD34. sup.+ progenitor cells can avoid induction of interferon responses to siRNAs in vitro," *Nature Biotechnology*, May 2006, pp. 566-571, vol. 24, No. 5.

Roetto, A., et al., "Mutant Antimicrobial Peptide Hepcidin Is Associated With Severe Juvenile Hemochromatosis," *Nature Genetics*, Jan. 2003, pp. 21-22, vol. 33.

Rose, S., et al., "Functional polarity is introduced by Dicer processing of short substrate RNAs," *Nucleic Acids Research*, 2005, pp. 4140-4156, vol. 33, No. 13.

Schwarz et al., "Asymmetry in the Assembly of the RNAi Enzyme Complex," *Cell*, vol. 115, pp. 199-208, 2003.

Supplementary European Search Report, European Patent Application No. EP 07853594, Nov. 5, 2010, 7 pages.

Tuschl, T., "Functional genomics: RNA sets the standard," *Nature*, Jan. 16, 2003, vol. 421, No. 6920, pp. 220-221.

Tuschl, T., "RNA Interference and Small Interfering RNAs" *Chembiochem*, 2001, pp. 239-245, vol. 2.

Tuschl, T., et al., "Small Interfering RNAs: A Revolutionary Tool for the Analysis of Gene Function and Gene Therapy," *Molecular Interventions*, 2002, pp. 158-167, vol. 2, No. 3.

Tuschl, T., "Mammalian RNA Interference," *RNAi, A Guide to Gene Silencing*, Chapter 13, G.J. Hannon (ed.), 2003, pp. 265-295.

Tuschl, T., et al., "Targeted mRNA Degradation by Double-Stranded RNA in Vitro," *Genes & Development*, 1999, pp. 3191-3197, vol. 13.

Tuschl, T., "Expanding small RNA interference," *Nature Biotechnology*, May 2002, pp. 446-448, vol. 20.

Vickers, T., et al., "Efficient Reduction of Target RNAs by Small Interfering RNA and RNase H-dependent Antisense Agents," *The Journal of Biological Chemistry*, Feb. 28, 2003, pp. 7108-7118, vol. 278, No. 9.

Weil, et al (2002) "Targeting the Kinesin Eg5 to Monitor siRNA Transfection in Mammalian Cells," *Biotechniques* 33(6):1244-1248.

Weiss, G., et al., "Anemia of Chronic Disease," *N. E. J. of Med.*, vol. 352, pp. 1011-1023, 2005.

Yang, D., et al., "Evidence that processed small dsRNAs may mediate sequence-specific mRNA degradation during RNAi in *Drosophila embryos*," *Curr. Biol.*, vol. 10, No. 19, pp. 1191-1200, 2000.

Zimmerman, et al. (2006) "RNAi-mediated gene silencing in non-human primates," *Nature*, vol. 441, May 4: 111-114.

United States Office Action, U.S. Appl. No. 13/900,854, Sep. 24, 2013, 11 pages.

United States Office Action, U.S. Appl. No. 13/590,783, filed Oct. 15, 2012, 11 pages.

United States Office Action, U.S. Appl. No. 13/184,087, filed Jan. 10, 2012, 14 pages.

United States Office Action, U.S. Appl. No. 12/757,497, filed May 6, 2011, 9 pages.

United States Office Action, U.S. Appl. No. 11/859,288, filed Dec. 21, 2009, 12 pages.

United States Office Action, U.S. Appl. No. 11/859,288, filed Dec. 21, 1999, 12 pages.

* cited by examiner

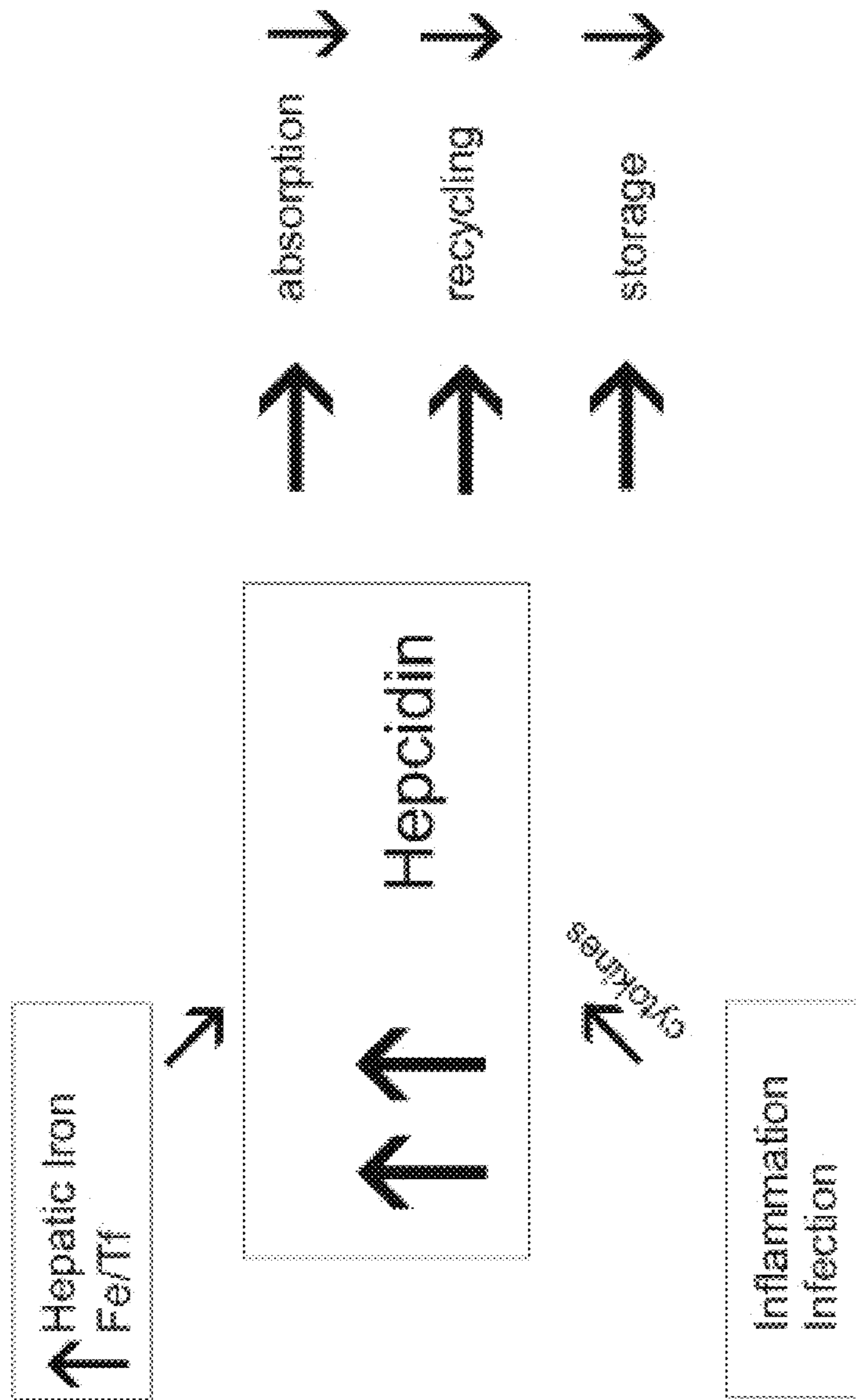


FIG. 1

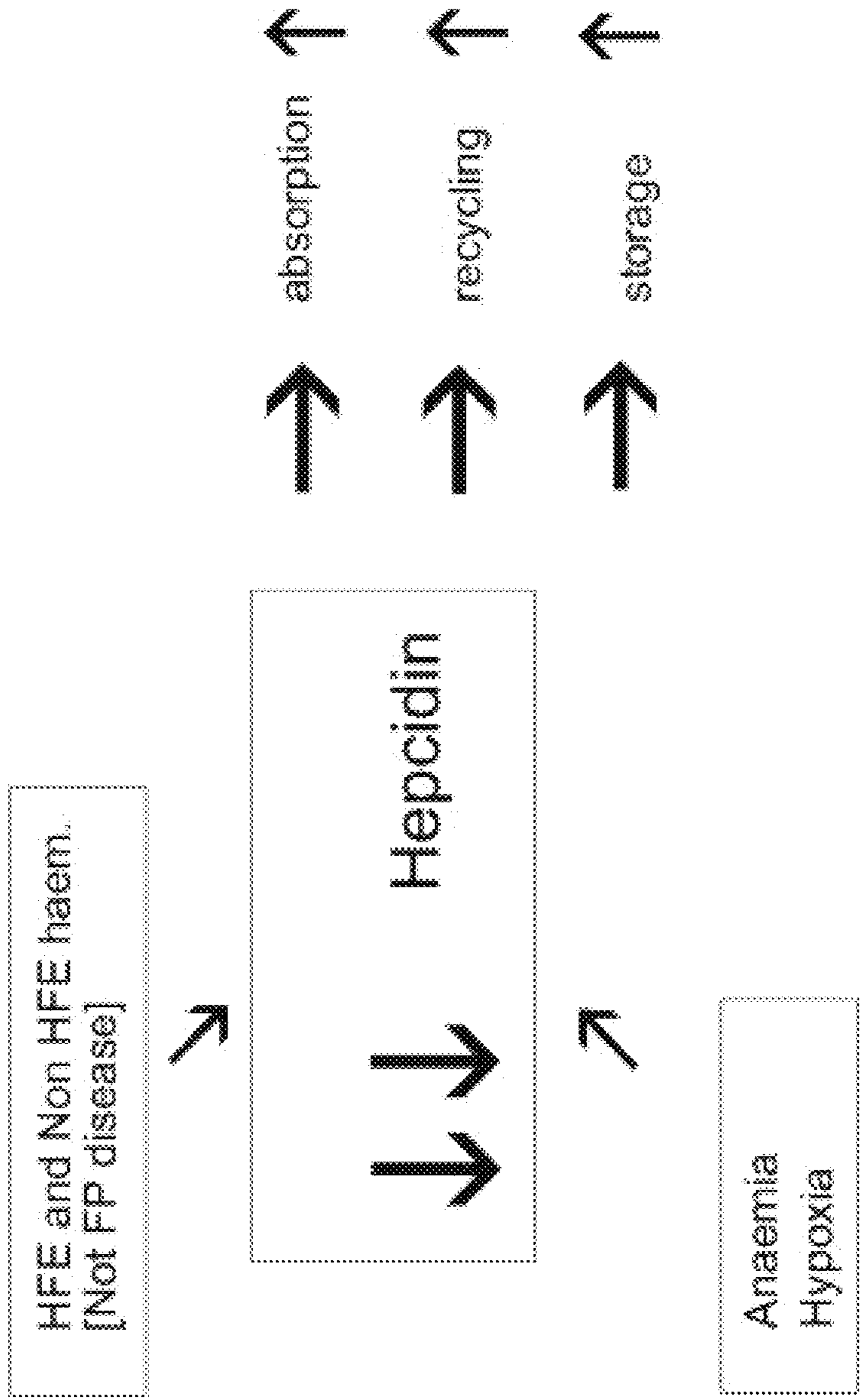


FIG. 2

Dual-Glo: 50 ng of plasmid / well, 4h later human specific Hepcidin-siRNAs @ 50 nM

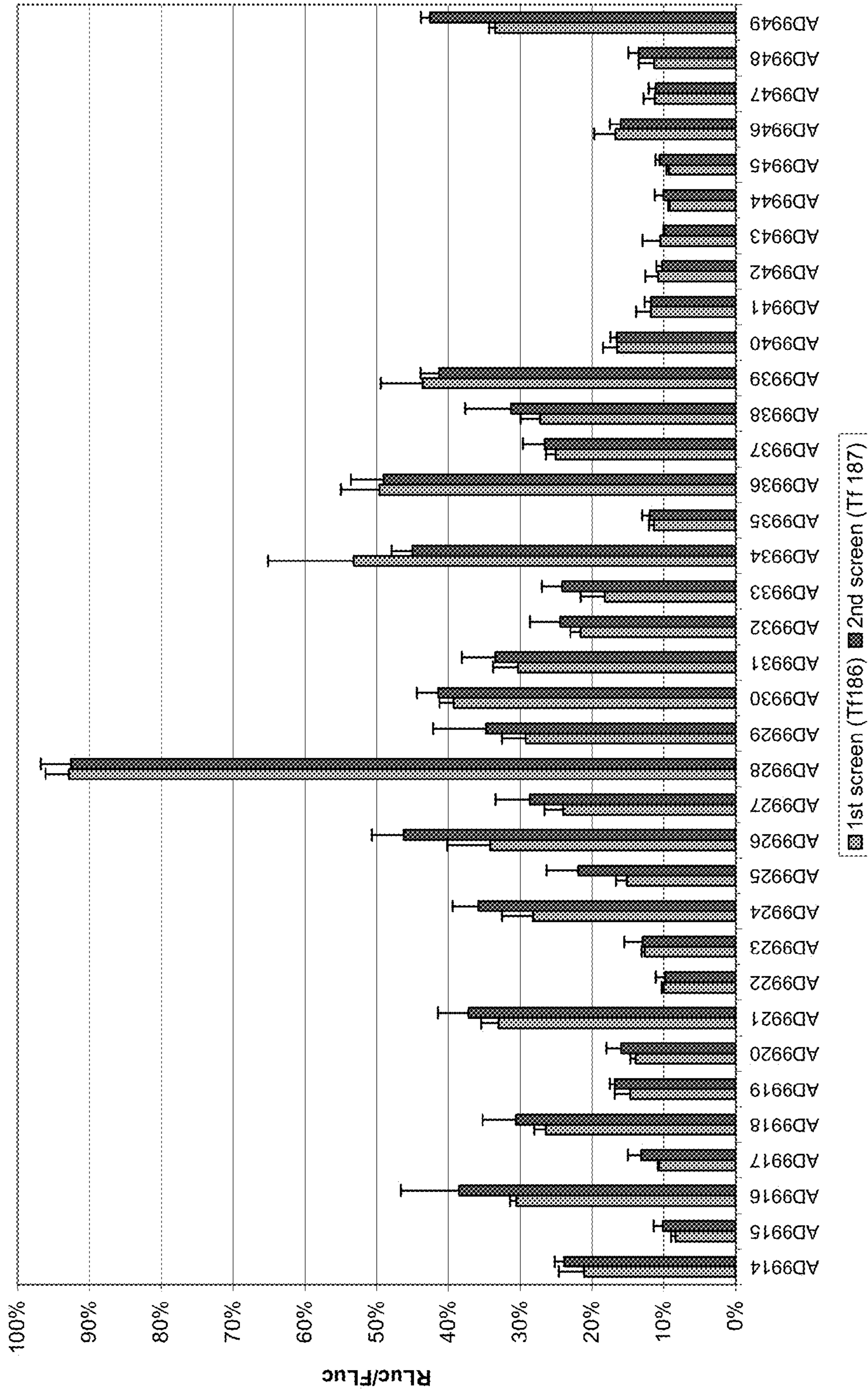


FIG. 3

Dual-Glo: Cos-7 cells, Plasmid @ 50 ng/well, mouse specific hepcidin-siRNAs @ 50 nM,
relative to 100% K4

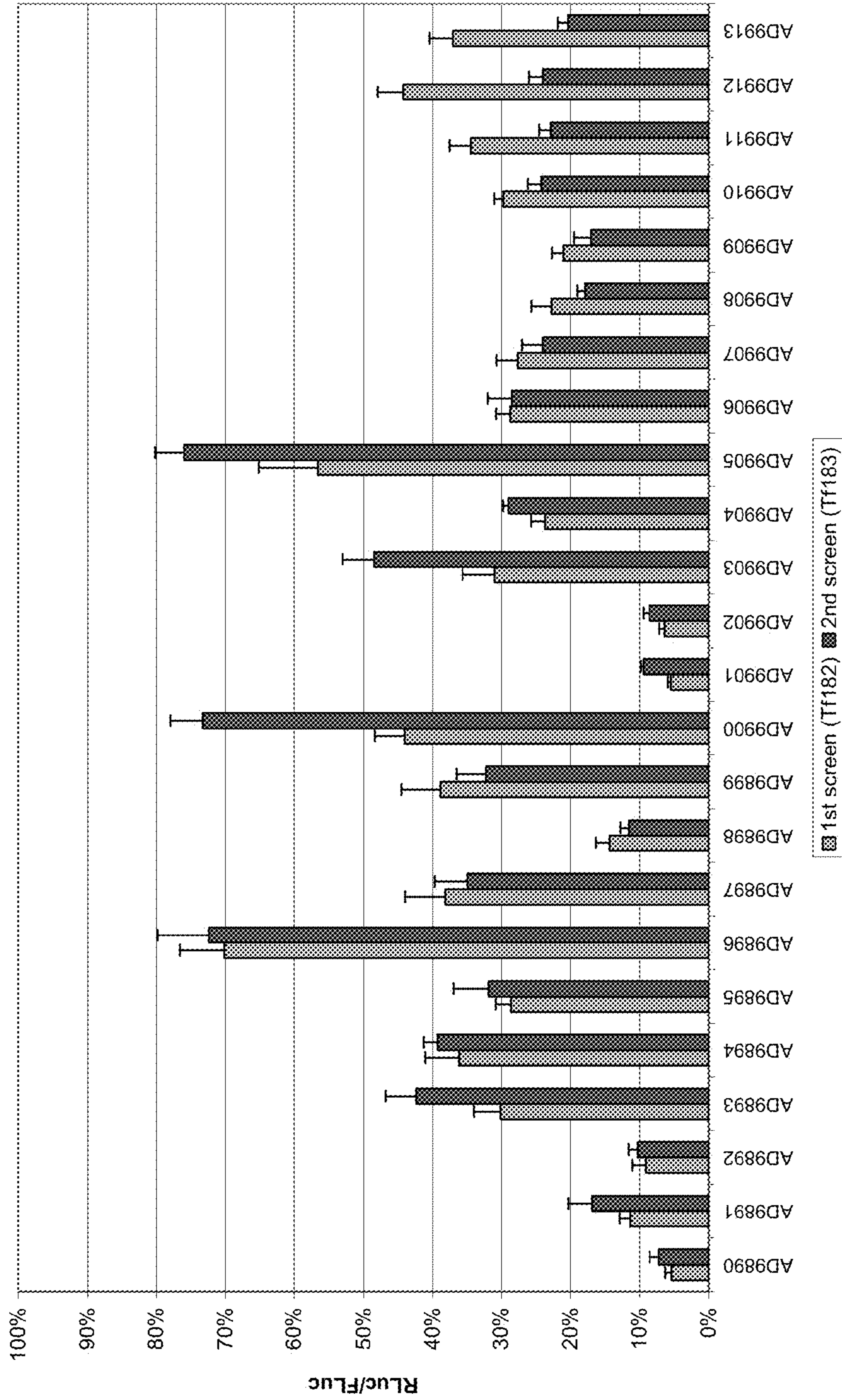


FIG. 4

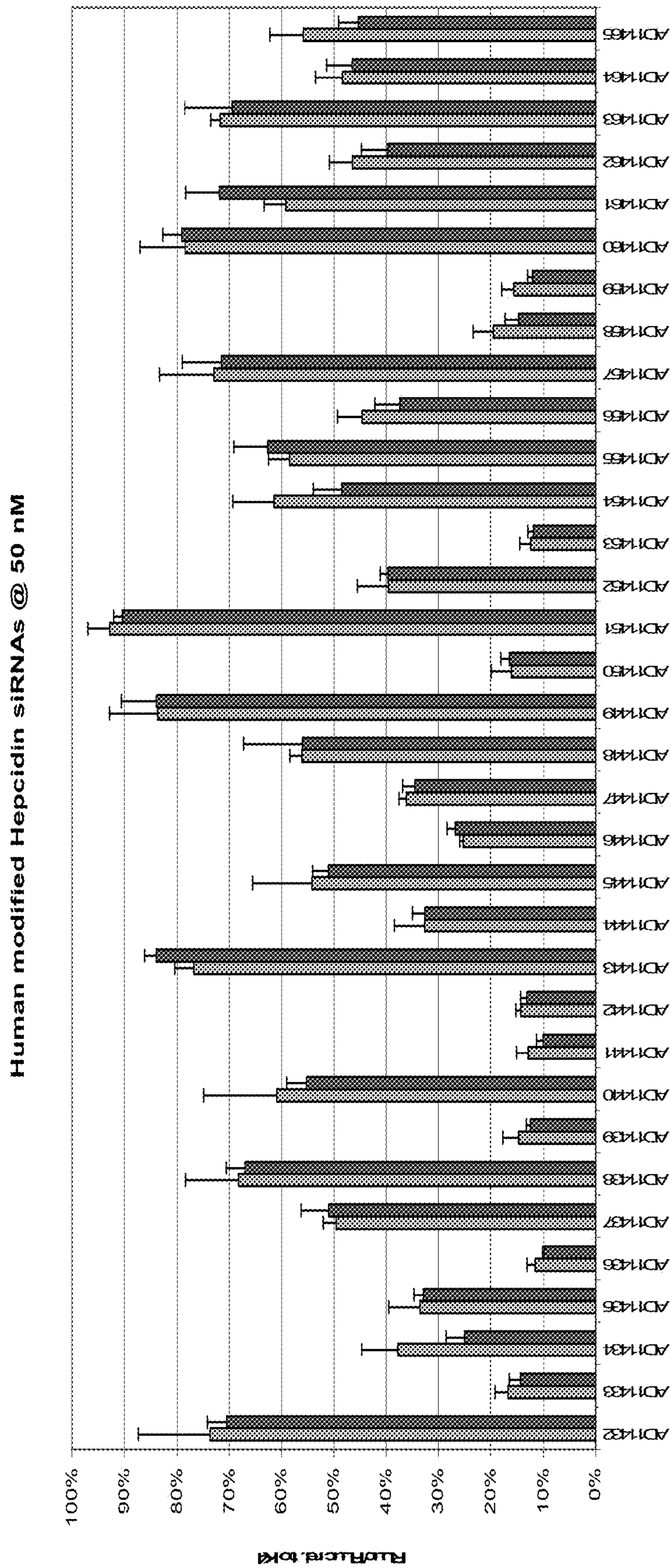


FIG. 5

Dual-Glo: comparing different modifications on efficacy of different murine hepcidin siRNAs

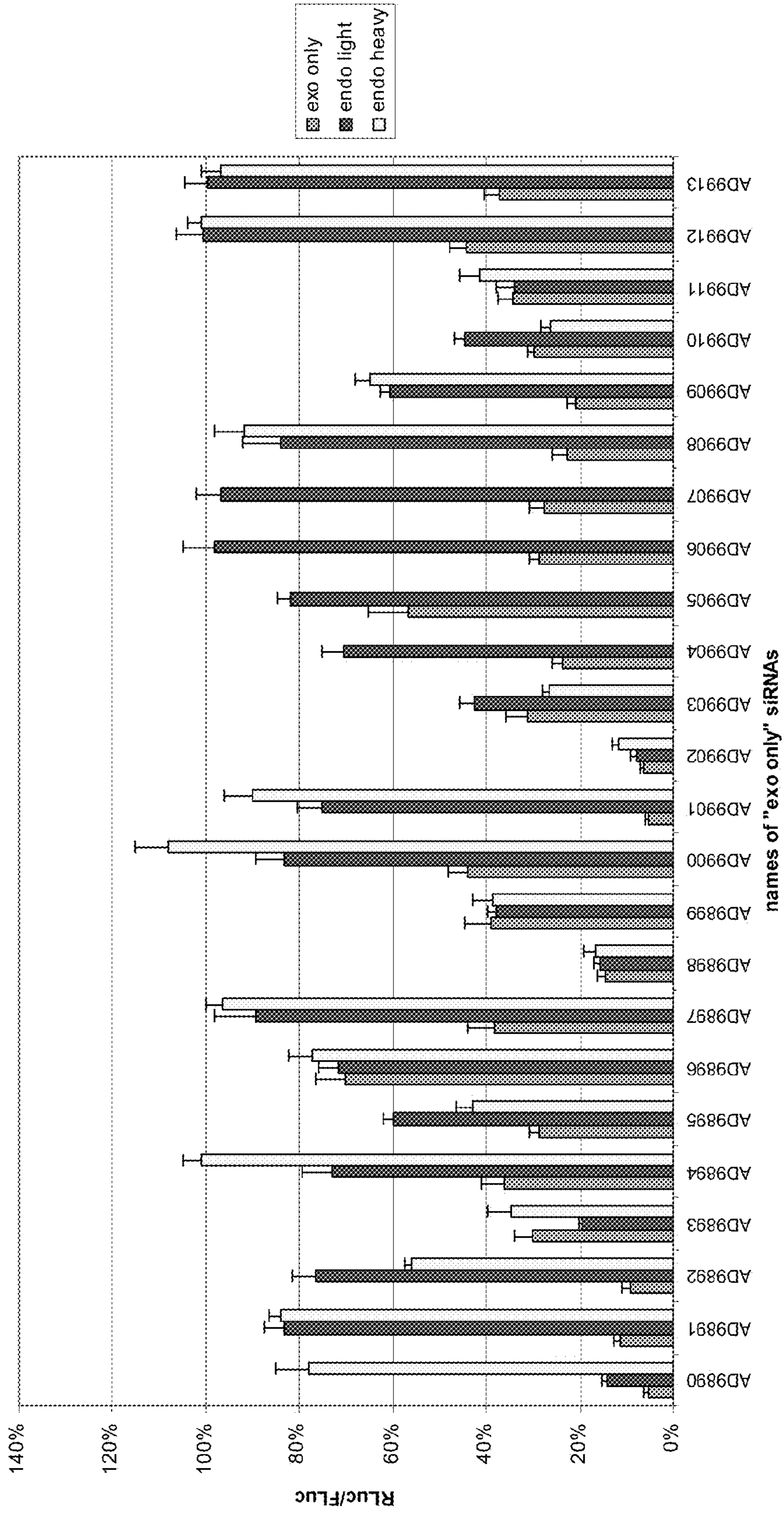
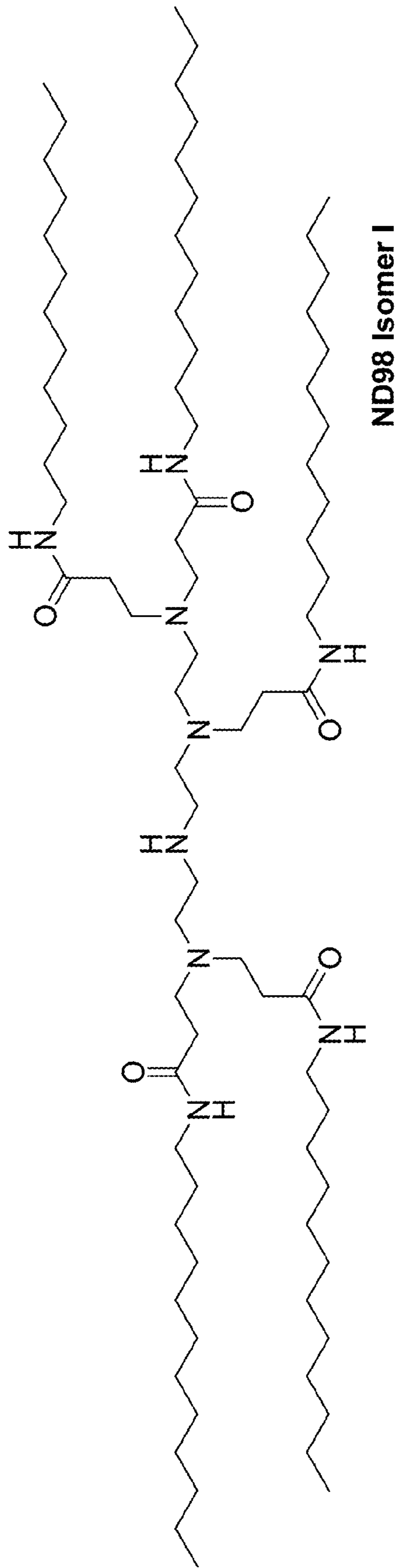


FIG. 6



ND98 Isomer I

FIG. 7

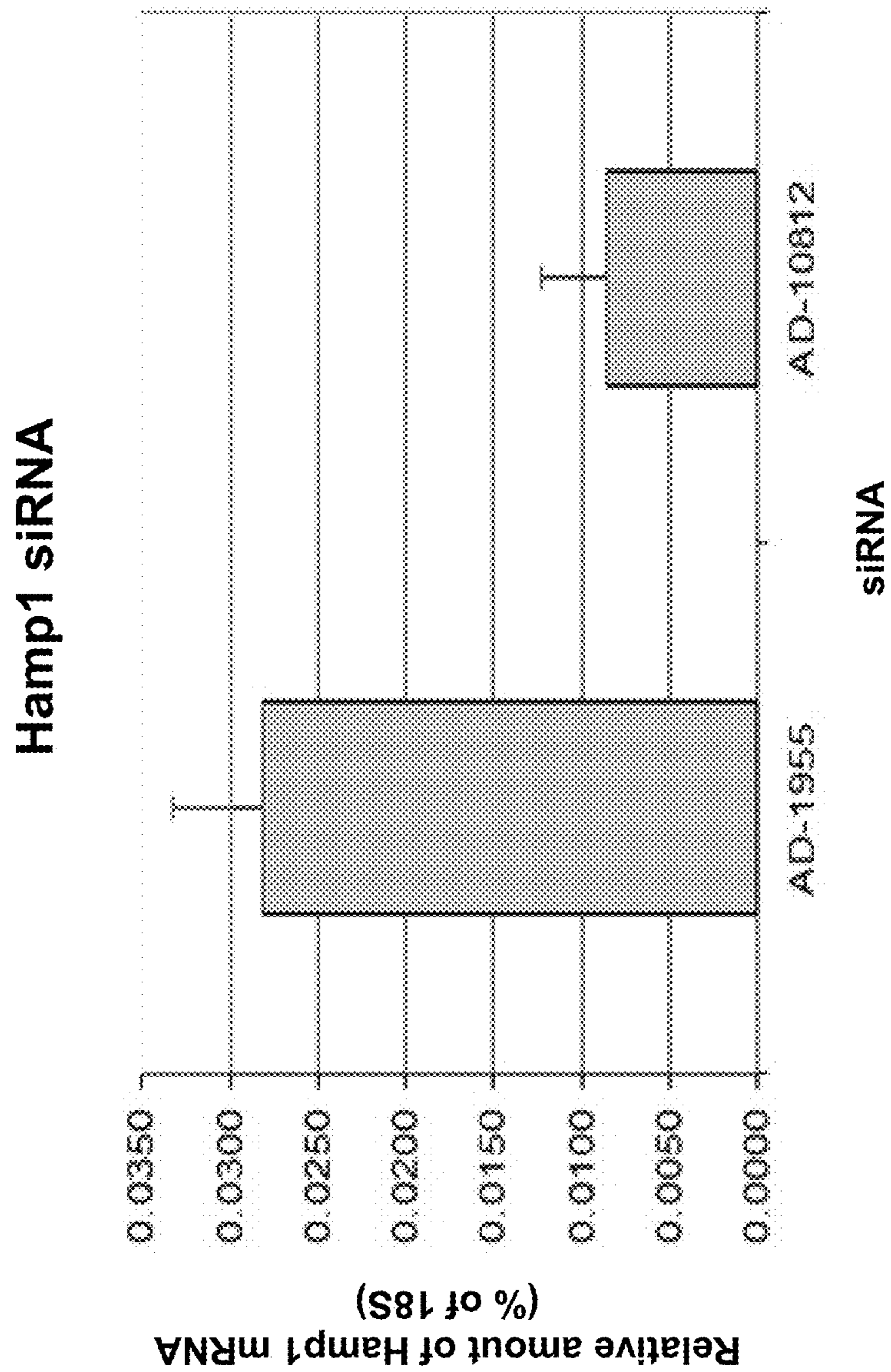


FIG. 8A

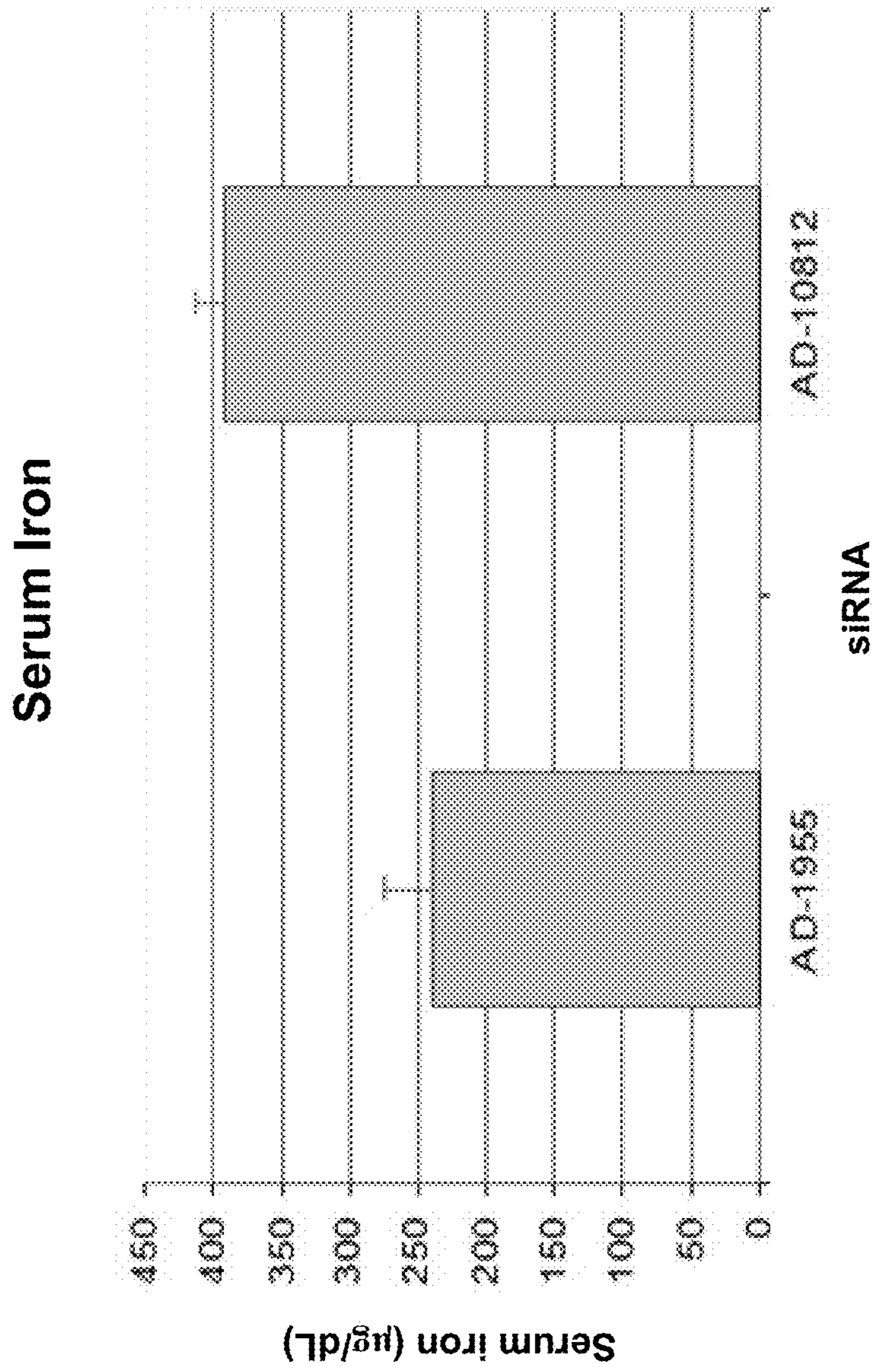


FIG. 8B

1

**COMPOSITIONS AND METHODS FOR
INHIBITING EXPRESSION OF THE HAMP
GENE**

CROSS-REFERENCE TO RELATED
APPLICATIONS

This application claims priority to U.S. application Ser. No. 13/900,854, filed May 23, 2013 (now U.S. Pat. No. 8,791,250); U.S. application Ser. No. 13/590,783, filed Aug. 21, 2012 (now U.S. Pat. No. 8,470,799); U.S. application Ser. No. 13/184,087, filed Jul. 15, 2011 (now U.S. Pat. No. 8,268,799); U.S. application Ser. No. 12/757,497, filed Apr. 9, 2010 (now U.S. Pat. No. 8,163,711); U.S. application Ser. No. 11/859,288, filed Sep. 21, 2007 (abandoned); U.S. Provisional Application No. 60/870,253, filed Dec. 15, 2006 and U.S. Provisional Application No. 60/846,266, filed Sep. 21, 2006. The entire contents of these applications are hereby incorporated by reference in the present application.

FIELD OF THE INVENTION

This invention relates to double-stranded ribonucleic acid (dsRNA), and its use in mediating RNA interference to inhibit the expression of the HAMP gene and the use of the dsRNA to treat pathological processes which can be mediated by down regulating HAMP, such as anemia and other diseases associated with lowered iron levels.

BACKGROUND OF THE INVENTION

The discovery of the hepcidin peptide and characterization of its gene, HAMP,⁴ has led to the revision of previous models for the regulation of iron homeostasis and the realisation that the liver plays a key role in determining iron absorption from the gut and iron release from recycling and storage sites. Perhaps the most striking example has been to change the pathogenic model of HFE-related hereditary haemochromatosis from the crypt-programming model centered on the duodenal absorptive enterocyte to the hepcidin model centered on the hepatocyte.^{5,6} In summary, the hepcidin model proposes that the rate of iron efflux into the plasma depends primarily on the plasma level of hepcidin; when iron levels are high the synthesis of hepcidin increases and the release of iron from enterocytes and macrophages is diminished. Conversely when iron stores drop, the synthesis of hepcidin is down-regulated and these cells release more iron.

In order to describe the postulated major role of hepcidin it is necessary to understand the function of ferroportin, a protein first characterised in 2000. Ferroportin is the major iron export protein located on the cell surface of enterocytes, macrophages and hepatocytes, the main cells capable of releasing iron into plasma for transport by transferrin.⁷

The major iron recycling pathway is centered on the degradation of senescent red cells by reticuloendothelial macrophages located in bone marrow, hepatic Kupffer cells and spleen. The exit of iron from these macrophages is controlled by ferroportin. The role of the hepatocyte is central to the action of ferroportin, because the hepatocyte is proposed to sense body iron status and either release or down-regulate hepcidin, which then interacts with ferroportin to modulate the release of cellular iron. Hepcidin directly binds to ferroportin and decreases its functional activity by causing it to be internalized from the cell surface and degraded.⁸

Increased hepcidin synthesis is thought to mediate iron metabolism in two clinically important circumstances, shown schematically in FIG. 1. In individuals who do not harbour

2

mutations causing haemochromatosis, the hepatocyte is thought to react to either an increase in iron saturation of transferrin or to increased iron stores in hepatocytes themselves, by inducing the synthesis of hepcidin by an as yet unknown mechanism. Thus the physiological response to iron overload under normal circumstances would be the hepcidin mediated shut down of iron absorption (enterocyte), recycling (macrophage) and storage (hepatocyte).

The synthesis and release of hepcidin is also rapidly mediated by bacterial lipopolysaccharide and cytokine release, especially interleukin-6. Thus the hepcidin gene is an acute-phase responsive gene which is overexpressed in response to inflammation. Cytokine mediated induction of hepcidin caused by inflammation or infection is now thought to be responsible for the anaemia of chronic disease, where iron is retained by the key cells that normally provide it, namely enterocytes, macrophages and hepatocytes. Retention of iron leads to the hallmark features of the anaemia of chronic disease, low transferrin saturation, iron-restricted erythropoiesis and mild to moderate anaemia.⁹ The nature of the hepcidin receptor is presently unknown, however an exciting future prospect may be the development of agents to block the receptor with the aim of treating the anaemia of chronic disease, a common often intractable clinical problem.

Down-regulation of hepcidin synthesis results in increased iron release, which arises in the two situations shown schematically in FIG. 2. The main causes of non-HFE haemochromatosis are mutations in either ferroportin, transferrin receptor 2, hepcidin or hemojuvelin genes. Classical HFE haemochromatosis, and all types of non-HFE haemochromatosis thus far studied with the exception of ferroportin related haemochromatosis, are characterised by inappropriate hepcidin deficiency. In these circumstances, hepatocytes become iron loaded, because their uptake of transferrin bound iron from the circulation is assumed to exceed that of ferroportin mediated export. Hepcidin deficiency causes increased ferroportin mediated iron export, resulting in increased enterocyte absorption of iron and perhaps quantitatively more important, enhanced export of recycled iron onto plasma transferrin by macrophages. Hepcidin is also suppressed in thalassaemic syndromes, both β thalassaemia major and intermedia and congenital dyserythropoetic anaemic type 1, where iron absorption is inappropriately stimulated despite the presence of massive iron overload.¹⁰

As shown in FIG. 2, anaemia and hypoxia both trigger a decrease in hepcidin levels. These discoveries were made in animal models and need to be further studied to show they are applicable in humans. Two animal models of anaemia in mice were used to demonstrate a dramatic decrease in hepcidin synthesis where anaemia was provoked either by excessive bleeding or haemolysis.¹¹ This is postulated to permit the rapid mobilisation of iron from macrophages and enterocytes necessary to allow for the increased erythropoietic activity triggered by erythropoietin release. The same study showed down-regulation of hepcidin synthesis can be triggered by hypoxia alone, and mice housed in hypobaric hypoxia chambers simulating an altitude of 5,500 m also showed a rapid decrease in hepcidin.

In summary, hepcidin provides a unifying hypothesis to explain the behaviour of iron in two diverse but common clinical conditions, the anaemia of chronic disease and both HFE and non-HFE haemochromatosis. The pathophysiology of hepcidin has been sufficiently elucidated to offer promise of therapeutic intervention in both of these situations. Administering either hepcidin or an agonist could treat haemochromatosis, where the secretion of hepcidin is abnormally low.

1. Park C H, Valore E V, Waring A J, Ganz T. Heparin, a urinary antimicrobial peptide synthesized in the liver. *J Biol Chem.* 2001; 276: 7806-10.
2. Pigeon C, Ilyin G, Courselaud B, et al. A new mouse liver-specific gene, encoding a protein homologous to human antimicrobial peptide hepcidin, is overexpressed during iron overload. *J Biol Chem.* 2001; 276: 7811-9.
3. Ganz T. Heparin, a key regulator of iron metabolism and mediator of anemia of inflammation. *Blood.* 2003; 102: 783-8.
4. Roetto A, Papanikolaou G, Politou M, et al. Mutant antimicrobial peptide hepcidin is associated with severe juvenile hemochromatosis. *Nat Genet.* 2003; 33: 21-2.
5. Fleming R E. Advances in understanding the molecular basis for the regulation of dietary iron absorption. *Curr Opin Gastroenterol.* 2005; 21: 201-6.
6. Pietrangelo A. Hereditary hemochromatosis—a new look at an old disease. *N Engl J Med.* 2004; 350: 2383-97.
7. Donovan A, Brownlie A, Zhou Y, et al. Positional cloning of zebrafish ferroportin identifies a conserved vertebrate iron exporter. *Nature.* 2000; 403: 776-81.
8. Nemeth E, Tuttle M S, Powelson J, et al. Heparin regulates cellular iron efflux by binding to ferroportin and inducing its internalization. *Science.* 2004; 306: 2090-3.
9. Weiss G, Goodnough L T. Anemia of chronic disease. *N Engl J Med.* 2005; 352: 1011-23.
10. Papanikolaou G, Tzilianos M, Christakis J I, et al. Heparin in iron overload disorders. *Blood.* 2005; 105: 4103-5.
11. Nicolas G, Chauvet C, Viatte L, et al. The gene encoding the iron regulatory peptide hepcidin is regulated by anemia, hypoxia, and inflammation. *J Clin Invest.* 2002; 110: 1037-44.

The anemia of inflammation, commonly observed in patients with chronic infections, malignancy, trauma, and inflammatory disorders, is a well-known clinical entity. Until recently, little was understood about its pathogenesis. It now appears that the inflammatory cytokine IL-6 induces production of hepcidin, an iron-regulatory hormone that may be responsible for most or all of the features of this disorder. (Andrews N C. *J Clin Invest.* 2004 May 1; 113(9): 1251-1253). As such, down regulation of hepcidin in anemic patients will lead to a reduction in inflammation associated with such anemia.

Recently, double-stranded RNA molecules (dsRNA) have been shown to block gene expression in a highly conserved regulatory mechanism known as RNA interference (RNAi). WO 99/32619 (Fire et al.) discloses the use of a dsRNA of at least 25 nucleotides in length to inhibit the expression of genes in *C. elegans*. dsRNA has also been shown to degrade target RNA in other organisms, including plants (see, e.g., WO 99/53050, Waterhouse et al.; and WO 99/61631, Heifetz et al.), *Drosophila* (see, e.g., Yang, D., et al., *Curr. Biol.* (2000) 10: 1191-1200), and mammals (see WO 00/44895, Limmer; and DE 101 00 586.5, Kreutzer et al.). This natural mechanism has now become the focus for the development of a new class of pharmaceutical agents for treating disorders that are caused by the aberrant or unwanted regulation of a gene.

Despite significant advances in the field of RNAi and advances in the treatment of pathological processes which can be mediated by down regulating HAMP gene expression, there remains a need for agents that can inhibit HAMP gene expression and that can treat diseases associated with HAMP gene expression such as anemia and other diseases associated with lowered iron levels.

SUMMARY OF THE INVENTION

The invention provides a solution to the problem of treating diseases that can be modulated by down regulating the pro-

tein hepcidin gene/protein (HAMP) by using double-stranded ribonucleic acid (dsRNA) to silence HAMP expression.

The invention provides double-stranded ribonucleic acid (dsRNA), as well as compositions and methods for inhibiting the expression of the HAMP gene in a cell or mammal using such dsRNA. The invention also provides compositions and methods for treating pathological conditions that can be modulated by down regulating the expression of the HAMP gene, such as anemia and other diseases associated with lowered iron levels. The dsRNA of the invention comprises an RNA strand (the antisense strand) having a region which is less than 30 nucleotides in length, generally 19-24 nucleotides in length, and is substantially complementary to at least part of an mRNA transcript of the HAMP gene.

In one embodiment, the invention provides double-stranded ribonucleic acid (dsRNA) molecules for inhibiting the expression of the HAMP gene. The dsRNA comprises at least two sequences that are complementary to each other. The dsRNA comprises a sense strand comprising a first sequence and an antisense strand comprising a second sequence. The antisense strand comprises a nucleotide sequence which is substantially complementary to at least part of an mRNA encoding HAMP, and the region of complementarity is less than 30 nucleotides in length, generally 19-24 nucleotides in length. The dsRNA, upon contacting with a cell expressing the HAMP, inhibits the expression of the HAMP gene by at least 40%.

For example, the dsRNA molecules of the invention can be comprised of a first sequence of the dsRNA that is selected from the group consisting of the sense sequences of Tables 1 or 3 and the second sequence is selected from the group consisting of the antisense sequences of Tables 1 or 3. The dsRNA molecules of the invention can be comprised of naturally occurring nucleotides or can be comprised of at least one modified nucleotide, such as a 2'-O-methyl modified nucleotide, a nucleotide comprising a 5'-phosphorothioate group, and a terminal nucleotide linked to a cholesteryl derivative. Alternatively, the modified nucleotide may be chosen from the group of: a 2'-deoxy-2'-fluoro modified nucleotide, a 2'-deoxy-modified nucleotide, a locked nucleotide, an abasic nucleotide, 2'-amino-modified nucleotide, 2'-alkyl-modified nucleotide, morpholino nucleotide, a phosphoramidate, and a non-natural base comprising nucleotide. Generally, such modified sequence will be based on a first sequence of said dsRNA selected from the group consisting of the sense sequences of Tables 1 or 3 and a second sequence selected from the group consisting of the antisense sequences of Tables 1 or 3.

In another embodiment, the invention provides a cell comprising one of the dsRNAs of the invention. The cell is generally a mammalian cell, such as a human cell.

In another embodiment, the invention provides a pharmaceutical composition for inhibiting the expression of the HAMP gene in an organism, generally a human subject, comprising one or more of the dsRNA of the invention and a pharmaceutically acceptable carrier or delivery vehicle. Preferable the carrier or delivery vehicle will be one that selectively targets the siRNA to the liver.

In another embodiment, the invention provides a method for inhibiting the expression of the HAMP gene in a cell, comprising the following steps:

- (a) introducing into the cell a double-stranded ribonucleic acid (dsRNA), wherein the dsRNA comprises at least two sequences that are complementary to each other. The dsRNA comprises a sense strand comprising a first sequence and an antisense strand comprising a second

sequence. The antisense strand comprises a region of complementarity which is substantially complementary to at least a part of a mRNA encoding HAMP, and wherein the region of complementarity is less than 30 nucleotides in length, generally 19-24 nucleotides in length, and wherein the dsRNA, upon contact with a cell expressing the HAMP, inhibits expression of the HAMP gene by at least 40%; and

- (b) maintaining the cell produced in step (a) for a time sufficient to obtain degradation of the mRNA transcript of the HAMP gene, thereby inhibiting expression of the HAMP gene in the cell.

In another embodiment, the invention provides methods for treating, preventing or managing pathological processes which can be mediated by down regulating HAMP gene expression, e.g. anemia and other diseases associated with lowered iron levels., comprising administering to a patient in need of such treatment, prevention or management a therapeutically or prophylactically effective amount of one or more of the dsRNAs of the invention.

In another embodiment, the invention provides vectors for inhibiting the expression of the HAMP gene in a cell, comprising a regulatory sequence operably linked to a nucleotide sequence that encodes at least one strand of one of the dsRNA of the invention.

In another embodiment, the invention provides a cell comprising a vector for inhibiting the expression of the HAMP gene in a cell. The vector comprises a regulatory sequence operably linked to a nucleotide sequence that encodes at least one strand of one of the dsRNA of the invention.

BRIEF DESCRIPTION OF THE FIGURES

FIG. 1 is a schematic diagram illustrating induction of liver hepcidin synthesis, which decreases iron export from absorptive cells (enterocytes), recycling cells (macrophages) and storage cells (hepatocytes).

FIG. 2 is a schematic diagram illustrating that down-regulation of liver hepcidin synthesis increases iron export from absorptive cells (enterocytes), recycling cells (macrophages) and storage cells (hepatocytes). The box labelled 'HFE- and Non-HFE haemochromatosis. (not FP disease)' refers to HFE- and non-HFE haemochromatosis with the sole exception of ferroportin disease.

FIG. 3 is a graph showing the silencing activity of human hepcidin-siRNAs.

FIG. 4 is a graph showing the silencing activity of human hepcidin-siRNAs.

FIG. 5 is a graph showing the silencing activity of human hepcidin-siRNAs.

FIG. 6 is a graph showing the activity of mouse hepcidin siRNAs.

FIG. 7 shows the structure of the ND-98 lipid used in generating liposomes used for in vivo studies.

FIGS. 8A and 8B are graphs of in vivo activity of a liposomal formulated mouse hepcidin siRNA.

DETAILED DESCRIPTION OF THE INVENTION

The invention provides a solution to the problem of treating diseases that can be modulated by the down regulation of the HAMP gene, by using double-stranded ribonucleic acid (dsRNA) to silence the HAMP gene thus providing treatment for diseases such as anemia and other diseases associated with lowered iron levels.

The invention provides double-stranded ribonucleic acid (dsRNA), as well as compositions and methods for inhibiting

the expression of the HAMP gene in a cell or mammal using the dsRNA. The invention also provides compositions and methods for treating pathological conditions and diseases that can be modulated by down regulating the expression of the HAMP gene. dsRNA directs the sequence-specific degradation of mRNA through a process known as RNA interference (RNAi).

The dsRNA of the invention comprises an RNA strand (the antisense strand) having a region which is less than 30 nucleotides in length, generally 19-24 nucleotides in length, and is substantially complementary to at least part of an mRNA transcript of the HAMP gene. The use of these dsRNAs enables the targeted degradation of an mRNA that is involved in sodium transport. Using cell-based and animal assays, the present inventors have demonstrated that very low dosages of these dsRNA can specifically and efficiently mediate RNAi, resulting in significant inhibition of expression of the HAMP gene. Thus, the methods and compositions of the invention comprising these dsRNAs are useful for treating pathological processes which can be mediated by down regulating HAMP, such as in the treatment of anemia and other diseases associated with lowered iron levels.

The following detailed description discloses how to make and use the dsRNA and compositions containing dsRNA to inhibit the expression of the target HAMP gene, as well as compositions and methods for treating diseases that can be modulated by down regulating the expression of HAMP, such as anemia and other diseases associated with lowered iron levels. The pharmaceutical compositions of the invention comprise a dsRNA having an antisense strand comprising a region of complementarity which is less than 30 nucleotides in length, generally 19-24 nucleotides in length, and is substantially complementary to at least part of an RNA transcript of the HAMP gene, together with a pharmaceutically acceptable carrier.

Accordingly, certain aspects of the invention provide pharmaceutical compositions comprising the dsRNA of the invention together with a pharmaceutically acceptable carrier, methods of using the compositions to inhibit expression of the HAMP gene, and methods of using the pharmaceutical compositions to treat diseases that can be modulated by down regulating the expression of HAMP.

I. DEFINITIONS

For convenience, the meaning of certain terms and phrases used in the specification, examples, and appended claims, are provided below. If there is an apparent discrepancy between the usage of a term in other parts of this specification and its definition provided in this section, the definition in this section shall prevail.

"G," "C," "A" and "U" each generally stand for a nucleotide that contains guanine, cytosine, adenine, and uracil as a base, respectively. However, it will be understood that the term "ribonucleotide" or "nucleotide" can also refer to a modified nucleotide, as further detailed below, or a surrogate replacement moiety. The skilled person is well aware that guanine, cytosine, adenine, and uracil may be replaced by other moieties without substantially altering the base pairing properties of an oligonucleotide comprising a nucleotide bearing such replacement moiety. For example, without limitation, a nucleotide comprising inosine as its base may base pair with nucleotides containing adenine, cytosine, or uracil. Hence, nucleotides containing uracil, guanine, or adenine may be replaced in the nucleotide sequences of the invention

by a nucleotide containing, for example, inosine. Sequences comprising such replacement moieties are embodiments of the invention.

As used herein, "HAMP" refers to the hepcidin gene or protein (also known as LEAP). mRNA sequences to HAMP are provided as human: Genbank accession NM_021175.2.

As used herein, "target sequence" refers to a contiguous portion of the nucleotide sequence of an mRNA molecule formed during the transcription of the HAMP gene, including mRNA that is a product of RNA processing of a primary transcription product.

As used herein, the term "strand comprising a sequence" refers to an oligonucleotide comprising a chain of nucleotides that is described by the sequence referred to using the standard nucleotide nomenclature.

As used herein, and unless otherwise indicated, the term "complementary," when used to describe a first nucleotide sequence in relation to a second nucleotide sequence, refers to the ability of an oligonucleotide or polynucleotide comprising the first nucleotide sequence to hybridize and form a duplex structure under certain conditions with an oligonucleotide or polynucleotide comprising the second nucleotide sequence, as will be understood by the skilled person. Such conditions can, for example, be stringent conditions, where stringent conditions may include: 400 mM NaCl, 40 mM PIPES pH 6.4, 1 mM EDTA, 50° C. or 70° C. for 12-16 hours followed by washing. Other conditions, such as physiologically relevant conditions as may be encountered inside an organism, can apply. The skilled person will be able to determine the set of conditions most appropriate for a test of complementarity of two sequences in accordance with the ultimate application of the hybridized nucleotides.

This includes base-pairing of the oligonucleotide or polynucleotide comprising the first nucleotide sequence to the oligonucleotide or polynucleotide comprising the second nucleotide sequence over the entire length of the first and second nucleotide sequence. Such sequences can be referred to as "fully complementary" with respect to each other herein. However, where a first sequence is referred to as "substantially complementary" with respect to a second sequence herein, the two sequences can be fully complementary, or they may form one or more, but generally not more than 4, 3 or 2 mismatched base pairs upon hybridization, while retaining the ability to hybridize under the conditions most relevant to their ultimate application. However, where two oligonucleotides are designed to form, upon hybridization, one or more single stranded overhangs, such overhangs shall not be regarded as mismatches with regard to the determination of complementarity. For example, a dsRNA comprising one oligonucleotide 21 nucleotides in length and another oligonucleotide 23 nucleotides in length, wherein the longer oligonucleotide comprises a sequence of 21 nucleotides that is fully complementary to the shorter oligonucleotide, may yet be referred to as "fully complementary" for the purposes of the invention.

"Complementary" sequences, as used herein, may also include, or be formed entirely from, non-Watson-Crick base pairs and/or base pairs formed from non-natural and modified nucleotides, in as far as the above requirements with respect to their ability to hybridize are fulfilled.

The terms "complementary," "fully complementary" and "substantially complementary" herein may be used with respect to the base matching between the sense strand and the antisense strand of a dsRNA, or between the antisense strand of a dsRNA and a target sequence, as will be understood from the context of their use.

As used herein, a polynucleotide which is "substantially complementary to at least part of" a messenger RNA (mRNA) refers to a polynucleotide which is substantially complementary to a contiguous portion of the mRNA of interest (e.g., encoding HAMP). For example, a polynucleotide is complementary to at least a part of a HAMP mRNA if the sequence is substantially complementary to a non-interrupted portion of a mRNA encoding HAMP.

The term "double-stranded RNA" or "dsRNA", as used herein, refers to a complex of ribonucleic acid molecules, having a duplex structure comprising two anti-parallel and substantially complementary, as defined above, nucleic acid strands. The two strands forming the duplex structure may be different portions of one larger RNA molecule, or they may be separate RNA molecules. Where separate RNA molecules, such dsRNA are often referred to in the literature as siRNA ("short interfering RNA"). Where the two strands are part of one larger molecule, and therefore are connected by an uninterrupted chain of nucleotides between the 3'-end of one strand and the 5' end of the respective other strand forming the duplex structure, the connecting RNA chain is referred to as a "hairpin loop", "short hairpin RNA" or "shRNA". Where the two strands are connected covalently by means other than an uninterrupted chain of nucleotides between the 3'-end of one strand and the 5' end of the respective other strand forming the duplex structure, the connecting structure is referred to as a "linker". The RNA strands may have the same or a different number of nucleotides. The maximum number of base pairs is the number of nucleotides in the shortest strand of the dsRNA minus any overhangs that are present in the duplex. In addition to the duplex structure, a dsRNA may comprise one or more nucleotide overhangs. In addition, as used in this specification, "dsRNA" may include chemical modifications to ribonucleotides, including substantial modifications at multiple nucleotides and including all types of modifications disclosed herein or known in the art. Any such modifications, as used in an siRNA type molecule, are encompassed by "dsRNA" for the purposes of this specification and claims.

As used herein, a "nucleotide overhang" refers to the unpaired nucleotide or nucleotides that protrude from the duplex structure of a dsRNA when a 3'-end of one strand of the dsRNA extends beyond the 5'-end of the other strand, or vice versa. "Blunt" or "blunt end" means that there are no unpaired nucleotides at that end of the dsRNA, i.e., no nucleotide overhang. A "blunt ended" dsRNA is a dsRNA that is double-stranded over its entire length, i.e., no nucleotide overhang at either end of the molecule. For clarity, chemical caps or non-nucleotide chemical moieties conjugated to the 3' end or 5' end of an siRNA are not considered in determining whether an siRNA has an overhang or is blunt ended.

The term "antisense strand" refers to the strand of a dsRNA which includes a region that is substantially complementary to a target sequence. As used herein, the term "region of complementarity" refers to the region on the antisense strand that is substantially complementary to a sequence, for example a target sequence, as defined herein. Where the region of complementarity is not fully complementary to the target sequence, the mismatches are most tolerated in the terminal regions and, if present, are generally in a terminal region or regions, e.g., within 6, 5, 4, 3, or 2 nucleotides of the 5' and/or 3' terminus.

The term "sense strand," as used herein, refers to the strand of a dsRNA that includes a region that is substantially complementary to a region of the antisense strand.

"Introducing into a cell", when referring to a dsRNA, means facilitating uptake or absorption into the cell, as is understood by those skilled in the art. Absorption or uptake of

dsRNA can occur through unaided diffusive or active cellular processes, or by auxiliary agents or devices. The meaning of this term is not limited to cells in vitro; a dsRNA may also be “introduced into a cell”, wherein the cell is part of a living organism. In such instance, introduction into the cell will include the delivery to the organism. For example, for in vivo delivery, dsRNA can be injected into a tissue site or administered systemically. In vitro introduction into a cell includes methods known in the art such as electroporation and lipofection.

The terms “silence” and “inhibit the expression of”, in as far as they refer to the HAMP gene, herein refer to the at least partial suppression of the expression of the HAMP gene, as manifested by a reduction of the amount of mRNA transcribed from the HAMP gene which may be isolated from a first cell or group of cells in which the HAMP gene is transcribed and which has or have been treated such that the expression of the HAMP gene is inhibited, as compared to a second cell or group of cells substantially identical to the first cell or group of cells but which has or have not been so treated (control cells). The degree of inhibition is usually expressed in terms of

$$\frac{(mRNA \text{ in control cells}) - (mRNA \text{ in treated cells})}{(mRNA \text{ in control cells})} \cdot 100\%$$

Alternatively, the degree of inhibition may be given in terms of a reduction of a parameter that is functionally linked to HAMP gene transcription, e.g. the amount of protein encoded by the HAMP gene which is secreted by a cell, or the number of cells displaying a certain phenotype, e.g. apoptosis. In principle, HAMP gene silencing may be determined in any cell expressing the target, either constitutively or by genomic engineering, and by any appropriate assay. However, when a reference is needed in order to determine whether a given dsRNA inhibits the expression of the HAMP gene by a certain degree and therefore is encompassed by the instant invention, the assay provided in the Examples below shall serve as such reference.

For example, in certain instances, expression of the HAMP gene is suppressed by at least about 20%, 25%, 35%, or 50% by administration of the double-stranded oligonucleotide of the invention. In some embodiments, the HAMP gene is suppressed by at least about 60%, 70%, or 80% by administration of the double-stranded oligonucleotide of the invention. In some embodiments, the HAMP gene is suppressed by at least about 85%, 90%, or 95% by administration of the double-stranded oligonucleotide of the invention. Table 2 provides a wide range of values for inhibition of expression obtained in an in vitro assay using various HAMP dsRNA molecules at various concentrations.

As used herein in the context of HAMP expression, the terms “treat”, “treatment”, and the like, refer to relief from or alleviation of pathological processes which can be mediated by down regulating the HAMP gene. In the context of the present invention insofar as it relates to any of the other conditions recited herein below (other than pathological processes which can be mediated by down regulating the HAMP gene), the terms “treat”, “treatment”, and the like mean to relieve or alleviate at least one symptom associated with such condition, or to slow or reverse the progression of such condition. For example, in the context of anemia and other diseases associated with lowered iron levels, treatment will involve an increase in serum iron levels. Example patient populations that can benefit from such a treatment include,

but are not limited to, individuals having anemia as a result of chronic renal failure, cancer patients, patients with chronic inflammatory disease as well as patients with chronic GI bleeding, such as with chronic ulcers or colon tumors.

As used herein, the phrases “therapeutically effective amount” and “prophylactically effective amount” refer to an amount that provides a therapeutic benefit in the treatment, prevention, or management of pathological processes which can be mediated by down regulating the HAMP gene on or an overt symptom of pathological processes which can be mediated by down regulating the HAMP gene. The specific amount that is therapeutically effective can be readily determined by ordinary medical practitioner, and may vary depending on factors known in the art, such as, e.g. the type of pathological processes which can be mediated by down regulating the HAMP gene, the patient’s history and age, the stage of pathological processes which can be mediated by down regulating HAMP gene expression, and the administration of other anti-pathological processes which can be mediated by down regulating HAMP gene expression.

As used herein, a “pharmaceutical composition” comprises a pharmacologically effective amount of a dsRNA and a pharmaceutically acceptable carrier. As used herein, “pharmacologically effective amount,” “therapeutically effective amount” or simply “effective amount” refers to that amount of an RNA effective to produce the intended pharmacological, therapeutic or preventive result. For example, if a given clinical treatment is considered effective when there is at least a 25% reduction in a measurable parameter associated with a disease or disorder, a therapeutically effective amount of a drug for the treatment of that disease or disorder is the amount necessary to effect at least a 25% reduction in that parameter.

The term “pharmaceutically acceptable carrier” refers to a carrier for administration of a therapeutic agent. Such carriers include, but are not limited to, saline, buffered saline, dextrose, water, glycerol, ethanol, and combinations thereof and are described in more detail below. The term specifically excludes cell culture medium.

As used herein, a “transformed cell” is a cell into which a vector has been introduced from which a dsRNA molecule may be expressed.

II. DOUBLE-STRANDED RIBONUCLEIC ACID (DSRNA)

In one embodiment, the invention provides double-stranded ribonucleic acid (dsRNA) molecules for inhibiting the expression of the HAMP gene in a cell or mammal, wherein the dsRNA comprises an antisense strand comprising a region of complementarity which is complementary to at least a part of an mRNA formed in the expression of the HAMP gene, and wherein the region of complementarity is less than 30 nucleotides in length, generally 19-24 nucleotides in length, and wherein said dsRNA, upon contact with a cell expressing said HAMP gene, inhibits the expression of said HAMP gene by at least 40%. The dsRNA comprises two RNA strands that are sufficiently complementary to hybridize to form a duplex structure. One strand of the dsRNA (the antisense strand) comprises a region of complementarity that is substantially complementary, and generally fully complementary, to a target sequence, derived from the sequence of an mRNA formed during the expression of the HAMP gene, the other strand (the sense strand) comprises a region which is complementary to the antisense strand, such that the two strands hybridize and form a duplex structure when combined under suitable conditions. Generally, the duplex structure is between 15 and 30, more generally between 18 and 25, yet

more generally between 19 and 24, and most generally between 19 and 21 base pairs in length. Similarly, the region of complementarity to the target sequence is between 15 and 30, more generally between 18 and 25, yet more generally between 19 and 24, and most generally between 19 and 21 nucleotides in length. The dsRNA of the invention may further comprise one or more single-stranded nucleotide overhang(s). The dsRNA can be synthesized by standard methods known in the art as further discussed below, e.g., by use of an automated DNA synthesizer, such as are commercially available from, for example, Biosearch, Applied Biosystems, Inc. In a preferred embodiment, the HAMP gene is the human HAMP gene. In specific embodiments, the antisense strand of the dsRNA comprises a strand selected from the sense sequences of Tables 1 or 3 and a second sequence selected from the group consisting of the antisense sequences of Tables 1 or 3. Alternative antisense agents that target elsewhere in the target sequence provided in Tables 1 or 3 can readily be determined using the target sequence and the flanking HAMP sequence.

In further embodiments, the dsRNA comprises at least one nucleotide sequence selected from the groups of sequences provided in Tables 1 or 3. In other embodiments, the dsRNA comprises at least two sequences selected from this group, wherein one of the at least two sequences is complementary to another of the at least two sequences, and one of the at least two sequences is substantially complementary to a sequence of an mRNA generated in the expression of the HAMP gene. Generally, the dsRNA comprises two oligonucleotides, wherein one oligonucleotide is described as the sense strand in Tables 1 or 3 and the second oligonucleotide is described as the antisense strand in Tables 1 or 3.

The skilled person is well aware that dsRNAs comprising a duplex structure of between 20 and 23, but specifically 21, base pairs have been hailed as particularly effective in inducing RNA interference (Elbashir et al., EMBO 2001, 20: 6877-6888). However, others have found that shorter or longer dsRNAs can be effective as well. In the embodiments described above, by virtue of the nature of the oligonucleotide sequences provided in Tables 1 or 3, the dsRNAs of the invention can comprise at least one strand of a length of minimally 21 nt. It can be reasonably expected that shorter dsRNAs comprising one of the sequences of Tables 1 or 3 minus only a few nucleotides on one or both ends may be similarly effective as compared to the dsRNAs described above. Hence, dsRNAs comprising a partial sequence of at least 15, 16, 17, 18, 19, 20, or more contiguous nucleotides from one of the sequences of Tables 1 or 3, and differing in their ability to inhibit the expression of the HAMP gene in a FACS assay as described herein below by not more than 5, 10, 15, 20, 25, or 30% inhibition from a dsRNA comprising the full sequence, are contemplated by the invention. Further dsRNAs that cleave within the target sequence provided in Tables 1 or 3 can readily be made using the HAMP sequence and the target sequence provided.

In addition, the RNAi agents provided in Table 1 identify a site in the HAMP mRNA that is susceptible to RNAi based cleavage. As such the present invention further includes RNAi agents that target within the sequence targeted by one of the agents of the present invention. As used herein a second RNAi agent is said to target within the sequence of a first RNAi agent if the second RNAi agent cleaves the message anywhere within the mRNA that is complementary to the antisense strand of the first RNAi agent. Such a second agent will generally consist of at least 15 contiguous nucleotides from one of the sequences provided in Table 1 coupled to additional nucleotide sequences taken from the region con-

tiguous to the selected sequence in the HAMP gene. For example, the last 15 nucleotides of SEQ ID NO: 1 (minus the added AA sequences) combined with the next 6 nucleotides from the target HAMP gene produces a single strand agent of 21 nucleotides that is based on one of the sequences provided in Table 1.

The dsRNA of the invention can contain one or more mismatches to the target sequence. In a preferred embodiment, the dsRNA of the invention contains no more than 3 mismatches. If the antisense strand of the dsRNA contains mismatches to a target sequence, it is preferable that the area of mismatch not be located in the center of the region of complementarity. If the antisense strand of the dsRNA contains mismatches to the target sequence, it is preferable that the mismatch be restricted to 5 nucleotides from either end, for example 5, 4, 3, 2, or 1 nucleotide from either the 5' or 3' end of the region of complementarity. For example, for a 23 nucleotide dsRNA strand which is complementary to a region of the HAMP gene, the dsRNA generally does not contain any mismatch within the central 13 nucleotides. The methods described within the invention can be used to determine whether a dsRNA containing a mismatch to a target sequence is effective in inhibiting the expression of the HAMP gene. Consideration of the efficacy of dsRNAs with mismatches in inhibiting expression of the HAMP gene is important, especially if the particular region of complementarity in the HAMP gene is known to have polymorphic sequence variation within the population.

In one embodiment, at least one end of the dsRNA has a single-stranded nucleotide overhang of 1 to 4, generally 1 or 2 nucleotides. dsRNAs having at least one nucleotide overhang have unexpectedly superior inhibitory properties than their blunt-ended counterparts. Moreover, the present inventors have discovered that the presence of only one nucleotide overhang strengthens the interference activity of the dsRNA, without affecting its overall stability. dsRNA having only one overhang has proven particularly stable and effective in vivo, as well as in a variety of cells, cell culture mediums, blood, and serum. Generally, the single-stranded overhang is located at the 3'-terminal end of the antisense strand or, alternatively, at the 3'-terminal end of the sense strand. The dsRNA may also have a blunt end, generally located at the 5'-end of the antisense strand. Such dsRNAs have improved stability and inhibitory activity, thus allowing administration at low dosages, i.e., less than 5 mg/kg body weight of the recipient per day. Generally, the antisense strand of the dsRNA has a nucleotide overhang at the 3'-end, and the 5'-end is blunt. In another embodiment, one or more of the nucleotides in the overhang is replaced with a nucleoside thiophosphate.

In yet another embodiment, the dsRNA is chemically modified to enhance stability. The nucleic acids of the invention may be synthesized and/or modified by methods well established in the art, such as those described in "Current protocols in nucleic acid chemistry", Beaucage, S. L. et al. (Eds.), John Wiley & Sons, Inc., New York, N.Y., USA, which is hereby incorporated herein by reference. Chemical modifications may include, but are not limited to 2' modifications, modifications at other sites of the sugar or base of an oligonucleotide, introduction of non-natural bases into the oligonucleotide chain, covalent attachment to a ligand or chemical moiety, and replacement of internucleotide phosphate linkages with alternate linkages such as thiophosphates. More than one such modification may be employed.

Chemical linking of the two separate dsRNA strands may be achieved by any of a variety of well-known techniques, for example by introducing covalent, ionic or hydrogen bonds; hydrophobic interactions, van der Waals or stacking interac-

tions; by means of metal-ion coordination, or through use of purine analogues. Generally, the chemical groups that can be used to modify the dsRNA include, without limitation, methylene blue; bifunctional groups, generally bis-(2-chloroethyl) amine; N-acetyl-N'-(p-glyoxybenzoyl)cystamine; 4-thiouracil; and psoralen. In one embodiment, the linker is a hexaethylene glycol linker. In this case, the dsRNA are produced by solid phase synthesis and the hexa-ethylene glycol linker is incorporated according to standard methods (e.g., Williams, D. J., and K. B. Hall, *Biochem.* (1996) 35: 14665-14670). In a particular embodiment, the 5'-end of the antisense strand and the 3'-end of the sense strand are chemically linked via a hexaethylene glycol linker. In another embodiment, at least one nucleotide of the dsRNA comprises a phosphorothioate or phosphorodithioate groups. The chemical bond at the ends of the dsRNA is generally formed by triple-helix bonds. Table 1 provides examples of modified RNAi agents of the invention.

In yet another embodiment, the nucleotides at one or both of the two single strands may be modified to prevent or inhibit the degradation activities of cellular enzymes, such as, for example, without limitation, certain nucleases. Techniques for inhibiting the degradation activity of cellular enzymes against nucleic acids are known in the art including, but not limited to, 2'-amino modifications, 2'-amino sugar modifications, 2'-F sugar modifications, 2'-F modifications, 2'-alkyl sugar modifications, uncharged backbone modifications, morpholino modifications, 2'-O-methyl modifications, and phosphoramidate (see, e.g., Wagner, *Nat. Med.* (1995) 1: 1116-8). Thus, at least one 2'-hydroxyl group of the nucleotides on a dsRNA is replaced by a chemical group, generally by a 2'-amino or a 2'-methyl group. Also, at least one nucleotide may be modified to form a locked nucleotide. Such locked nucleotide contains a methylene bridge that connects the 2'-oxygen of ribose with the 4'-carbon of ribose. Oligonucleotides containing the locked nucleotide are described in Koshkin, A. A., et al., *Tetrahedron* (1998), 54: 3607-3630 and Obika, S. et al., *Tetrahedron Lett.* (1998), 39: 5401-5404). Introduction of a locked nucleotide into an oligonucleotide improves the affinity for complementary sequences and increases the melting temperature by several degrees (Brasch, D. A. and D. R. Corey, *Chem. Biol.* (2001), 8: 1-7).

Conjugating a ligand to a dsRNA can enhance its cellular absorption as well as targeting to a particular tissue or uptake by specific types of cells such as liver cells. In certain instances, a hydrophobic ligand is conjugated to the dsRNA to facilitate direct permeation of the cellular membrane and or uptake across the liver cells. Alternatively, the ligand conjugated to the dsRNA is a substrate for receptor-mediated endocytosis. These approaches have been used to facilitate cell permeation of antisense oligonucleotides as well as dsRNA agents. For example, cholesterol has been conjugated to various antisense oligonucleotides resulting in compounds that are substantially more active compared to their non-conjugated analogs. See M. Manoharan *Antisense & Nucleic Acid Drug Development* 2002, 12, 103. Other lipophilic compounds that have been conjugated to oligonucleotides include 1-pyrene butyric acid, 1,3-bis-O-(hexadecyl)glycerol, and menthol. One example of a ligand for receptor-mediated endocytosis is folic acid. Folic acid enters the cell by folate-receptor-mediated endocytosis. dsRNA compounds bearing folic acid would be efficiently transported into the cell via the folate-receptor-mediated endocytosis. Li and coworkers report that attachment of folic acid to the 3'-terminus of an oligonucleotide resulted in an 8-fold increase in cellular uptake of the oligonucleotide. Li, S.; Deshmukh, H. M.; Huang, L. *Pharm. Res.* 1998, 15, 1540. Other ligands that

have been conjugated to oligonucleotides include polyethylene glycols, carbohydrate clusters, cross-linking agents, porphyrin conjugates, delivery peptides and lipids such as cholesterol.

In certain instances, conjugation of a cationic ligand to oligonucleotides results in improved resistance to nucleases. Representative examples of cationic ligands are propylammonium and dimethylpropylammonium. Interestingly, antisense oligonucleotides were reported to retain their high binding affinity to mRNA when the cationic ligand was dispersed throughout the oligonucleotide. See M. Manoharan *Antisense & Nucleic Acid Drug Development* 2002, 12, 103 and references therein.

The ligand-conjugated dsRNA of the invention may be synthesized by the use of a dsRNA that bears a pendant reactive functionality, such as that derived from the attachment of a linking molecule onto the dsRNA. This reactive oligonucleotide may be reacted directly with commercially-available ligands, ligands that are synthesized bearing any of a variety of protecting groups, or ligands that have a linking moiety attached thereto. The methods of the invention facilitate the synthesis of ligand-conjugated dsRNA by the use of, in some preferred embodiments, nucleoside monomers that have been appropriately conjugated with ligands and that may further be attached to a solid-support material. Such ligand-nucleoside conjugates, optionally attached to a solid-support material, are prepared according to some preferred embodiments of the methods of the invention via reaction of a selected serum-binding ligand with a linking moiety located on the 5' position of a nucleoside or oligonucleotide. In certain instances, an dsRNA bearing an aralkyl ligand attached to the 3'-terminus of the dsRNA is prepared by first covalently attaching a monomer building block to a controlled-pore-glass support via a long-chain aminoalkyl group. Then, nucleotides are bonded via standard solid-phase synthesis techniques to the monomer building-block bound to the solid support. The monomer building block may be a nucleoside or other organic compound that is compatible with solid-phase synthesis.

The dsRNA used in the conjugates of the invention may be conveniently and routinely made through the well-known technique of solid-phase synthesis. Equipment for such synthesis is sold by several vendors including, for example, Applied Biosystems (Foster City, Calif.). Any other means for such synthesis known in the art may additionally or alternatively be employed. It is also known to use similar techniques to prepare other oligonucleotides, such as the phosphorothioates and alkylated derivatives.

Teachings regarding the synthesis of particular modified oligonucleotides may be found in the following U.S. patents: U.S. Pat. Nos. 5,138,045 and 5,218,105, drawn to polyamine conjugated oligonucleotides; U.S. Pat. No. 5,212,295, drawn to monomers for the preparation of oligonucleotides having chiral phosphorus linkages; U.S. Pat. Nos. 5,378,825 and 5,541,307, drawn to oligonucleotides having modified backbones; U.S. Pat. No. 5,386,023, drawn to backbone-modified oligonucleotides and the preparation thereof through reductive coupling; U.S. Pat. No. 5,457,191, drawn to modified nucleobases based on the 3-deazapurine ring system and methods of synthesis thereof; U.S. Pat. No. 5,459,255, drawn to modified nucleobases based on N-2 substituted purines; U.S. Pat. No. 5,521,302, drawn to processes for preparing oligonucleotides having chiral phosphorus linkages; U.S. Pat. No. 5,539,082, drawn to peptide nucleic acids; U.S. Pat. No. 5,554,746, drawn to oligonucleotides having β -lactam backbones; U.S. Pat. No. 5,571,902, drawn to methods and materials for the synthesis of oligonucleotides; U.S. Pat. No.

5,578,718, drawn to nucleosides having alkylthio groups, wherein such groups may be used as linkers to other moieties attached at any of a variety of positions of the nucleoside; U.S. Pat. Nos. 5,587,361 and 5,599,797, drawn to oligonucleotides having phosphorothioate linkages of high chiral purity; U.S. Pat. No. 5,506,351, drawn to processes for the preparation of 2'-O-alkyl guanosine and related compounds, including 2,6-diaminopurine compounds; U.S. Pat. No. 5,587,469, drawn to oligonucleotides having N-2 substituted purines; U.S. Pat. No. 5,587,470, drawn to oligonucleotides having 3-deazapurines; U.S. Pat. No. 5,223,168, and U.S. Pat. No. 5,608,046, both drawn to conjugated 4'-desmethyl nucleoside analogs; U.S. Pat. Nos. 5,602,240, and 5,610,289, drawn to backbone-modified oligonucleotide analogs; U.S. Pat. Nos. 6,262,241, and 5,459,255, drawn to, inter alia, methods of synthesizing 2'-fluoro-oligonucleotides.

In the ligand-conjugated dsRNA and ligand-molecule bearing sequence-specific linked nucleosides of the invention, the oligonucleotides and oligonucleosides may be assembled on a suitable DNA synthesizer utilizing standard nucleotide or nucleoside precursors, or nucleotide or nucleoside conjugate precursors that already bear the linking moiety, ligand-nucleotide or nucleoside-conjugate precursors that already bear the ligand molecule, or non-nucleoside ligand-bearing building blocks.

When using nucleotide-conjugate precursors that already bear a linking moiety, the synthesis of the sequence-specific linked nucleosides is typically completed, and the ligand molecule is then reacted with the linking moiety to form the ligand-conjugated oligonucleotide. Oligonucleotide conjugates bearing a variety of molecules such as steroids, vitamins, lipids and reporter molecules, has previously been described (see Manoharan et al., PCT Application WO 93/07883). In a preferred embodiment, the oligonucleotides or linked nucleosides of the invention are synthesized by an automated synthesizer using phosphoramidites derived from ligand-nucleoside conjugates in addition to the standard phosphoramidites and non-standard phosphoramidites that are commercially available and routinely used in oligonucleotide synthesis.

The incorporation of a 2'-O-methyl, 2'-O-ethyl, 2'-O-propyl, 2'-O-allyl, 2'-O-aminoalkyl or 2'-deoxy-2'-fluoro group in nucleosides of an oligonucleotide confers enhanced hybridization properties to the oligonucleotide. Further, oligonucleotides containing phosphorothioate backbones have enhanced nuclease stability. Thus, functionalized, linked nucleosides of the invention can be augmented to include either or both a phosphorothioate backbone or a 2'-O-methyl, 2'-O-ethyl, 2'-O-propyl, 2'-O-aminoalkyl, 2'-O-allyl or 2'-deoxy-2'-fluoro group. A summary listing of some of the oligonucleotide modifications known in the art is found at, for example, PCT Publication WO 200370918.

In some embodiments, functionalized nucleoside sequences of the invention possessing an amino group at the 5'-terminus are prepared using a DNA synthesizer, and then reacted with an active ester derivative of a selected ligand. Active ester derivatives are well known to those skilled in the art. Representative active esters include N-hydrosuccinimide esters, tetrafluorophenolic esters, pentafluorophenolic esters and pentachlorophenolic esters. The reaction of the amino group and the active ester produces an oligonucleotide in which the selected ligand is attached to the 5'-position through a linking group. The amino group at the 5'-terminus can be prepared utilizing a 5'-Amino-Modifier C6 reagent. In one embodiment, ligand molecules may be conjugated to oligonucleotides at the 5'-position by the use of a ligand-nucleoside phosphoramidite wherein the ligand is linked to

the 5'-hydroxy group directly or indirectly via a linker. Such ligand-nucleoside phosphoramidites are typically used at the end of an automated synthesis procedure to provide a ligand-conjugated oligonucleotide bearing the ligand at the 5'-terminus.

Examples of modified internucleoside linkages or backbones include, for example, phosphorothioates, chiral phosphorothioates, phosphorodithioates, phosphotriesters, aminoalkylphosphotriesters, methyl and other alkyl phosphonates including 3'-alkylene phosphonates and chiral phosphonates, phosphinates, phosphoramidates including 3'-amino phosphoramidate and aminoalkylphosphoramidates, thionophosphoramidates, thionoalkylphosphonates, thionoalkylphosphotriesters, and boranophosphates having normal 3'-5' linkages, 2'-5' linked analogs of these, and those having inverted polarity wherein the adjacent pairs of nucleoside units are linked 3'-5' to 5'-3' or 2'-5' to 5'-2'. Various salts, mixed salts and free-acid forms are also included.

Representative United States Patents relating to the preparation of the above phosphorus-atom-containing linkages include, but are not limited to, U.S. Pat. Nos. 3,687,808; 4,469,863; 4,476,301; 5,023,243; 5,177,196; 5,188,897; 5,264,423; 5,276,019; 5,278,302; 5,286,717; 5,321,131; 5,399,676; 5,405,939; 5,453,496; 5,455,233; 5,466,677; 5,476,925; 5,519,126; 5,536,821; 5,541,306; 5,550,111; 5,563,253; 5,571,799; 5,587,361; 5,625,050; and 5,697,248, each of which is herein incorporated by reference.

Examples of modified internucleoside linkages or backbones that do not include a phosphorus atom therein (i.e., oligonucleosides) have backbones that are formed by short chain alkyl or cycloalkyl intersugar linkages, mixed heteroatom and alkyl or cycloalkyl intersugar linkages, or one or more short chain heteroatomic or heterocyclic intersugar linkages. These include those having morpholino linkages (formed in part from the sugar portion of a nucleoside); siloxane backbones; sulfide, sulfoxide and sulfone backbones; formacetyl and thioformacetyl backbones; methylene formacetyl and thioformacetyl backbones; alkene containing backbones; sulfamate backbones; methyleneimino and methylenehydrazino backbones; sulfonate and sulfonamide backbones; amide backbones; and others having mixed N, O, S and CH₂ component parts.

Representative United States patents relating to the preparation of the above oligonucleosides include, but are not limited to, U.S. Pat. Nos. 5,034,506; 5,166,315; 5,185,444; 5,214,134; 5,216,141; 5,235,033; 5,264,562; 5,264,564; 5,405,938; 5,434,257; 5,466,677; 5,470,967; 5,489,677; 5,541,307; 5,561,225; 5,596,086; 5,602,240; 5,610,289; 5,602,240; 5,608,046; 5,610,289; 5,618,704; 5,623,070; 5,663,312; 5,633,360; 5,677,437; and 5,677,439, each of which is herein incorporated by reference.

In certain instances, the oligonucleotide may be modified by a non-ligand group. A number of non-ligand molecules have been conjugated to oligonucleotides in order to enhance the activity, cellular distribution or cellular uptake of the oligonucleotide, and procedures for performing such conjugations are available in the scientific literature. Such non-ligand moieties have included lipid moieties, such as cholesterol (Letsinger et al., Proc. Natl. Acad. Sci. USA, 1989, 86: 6553), cholic acid (Manoharan et al., Bioorg. Med. Chem. Lett., 1994, 4: 1053), a thioether, e.g., hexyl-S-tritylthiol (Manoharan et al., Ann. N.Y. Acad. Sci., 1992, 660: 306; Manoharan et al., Bioorg. Med. Chem. Lett., 1993, 3: 2765), a thiocholesterol (Oberhauser et al., Nucl. Acids Res., 1992, 20: 533), an aliphatic chain, e.g., dodecandiol or undecyl residues (Saison-Behmoaras et al., EMBO J., 1991, 10: 111; Kabanov et al., FEBS Lett., 1990, 259: 327; Svinarchuk et al.,

Biochimie, 1993, 75: 49), a phospholipid, e.g., di-hexadecyl-rac-glycerol or triethylammonium 1,2-di-O-hexadecyl-rac-glycero-3-H-phosphonate (Manoharan et al., Tetrahedron Lett., 1995, 36: 3651; Shea et al., Nucl. Acids Res., 1990, 18: 3777), a polyamine or a polyethylene glycol chain (Manoharan et al., Nucleosides & Nucleotides, 1995, 14: 969), or adamantane acetic acid (Manoharan et al., Tetrahedron Lett., 1995, 36: 3651), a palmityl moiety (Mishra et al., Biochim. Biophys. Acta, 1995, 1264: 229), or an octadecylamine or hexylamino-carbonyl-oxycholesterol moiety (Crooke et al., J. Pharmacol. Exp. Ther., 1996, 277: 923). Representative United States patents that teach the preparation of such oligonucleotide conjugates have been listed above. Typical conjugation protocols involve the synthesis of oligonucleotides bearing an aminolinker at one or more positions of the sequence. The amino group is then reacted with the molecule being conjugated using appropriate coupling or activating reagents. The conjugation reaction may be performed either with the oligonucleotide still bound to the solid support or following cleavage of the oligonucleotide in solution phase. Purification of the oligonucleotide conjugate by HPLC typically affords the pure conjugate. The use of a cholesterol conjugate is particularly preferred since such a moiety can increase targeting liver cells, a site of HAMP expression.

Vector Encoded RNAi Agents

The dsRNA of the invention can also be expressed from recombinant viral vectors intracellularly in vivo. The recombinant viral vectors of the invention comprise sequences encoding the dsRNA of the invention and any suitable promoter for expressing the dsRNA sequences. Suitable promoters include, for example, the U6 or H1 RNA pol III promoter sequences and the cytomegalovirus promoter. Selection of other suitable promoters is within the skill in the art. The recombinant viral vectors of the invention can also comprise inducible or regulatable promoters for expression of the dsRNA in a particular tissue or in a particular intracellular environment. The use of recombinant viral vectors to deliver dsRNA of the invention to cells in vivo is discussed in more detail below.

dsRNA of the invention can be expressed from a recombinant viral vector either as two separate, complementary RNA molecules, or as a single RNA molecule with two complementary regions.

Any viral vector capable of accepting the coding sequences for the dsRNA molecule(s) to be expressed can be used, for example vectors derived from adenovirus (AV); adeno-associated virus (AAV); retroviruses (e.g., lentiviruses (LV), Rhabdoviruses, murine leukemia virus); herpes virus, and the like. The tropism of viral vectors can be modified by pseudotyping the vectors with envelope proteins or other surface antigens from other viruses, or by substituting different viral capsid proteins, as appropriate.

For example, lentiviral vectors of the invention can be pseudotyped with surface proteins from vesicular stomatitis virus (VSV), rabies, Ebola, Mokola, and the like. AAV vectors of the invention can be made to target different cells by engineering the vectors to express different capsid protein serotypes. For example, an AAV vector expressing a serotype 2 capsid on a serotype 2 genome is called AAV 2/2. This serotype 2 capsid gene in the AAV 2/2 vector can be replaced by a serotype 5 capsid gene to produce an AAV 2/5 vector. Techniques for constructing AAV vectors which express different capsid protein serotypes are within the skill in the art; see, e.g., Rabinowitz JE et al. (2002), J Virol 76: 791-801, the entire disclosure of which is herein incorporated by reference.

Selection of recombinant viral vectors suitable for use in the invention, methods for inserting nucleic acid sequences

for expressing the dsRNA into the vector, and methods of delivering the viral vector to the cells of interest are within the skill in the art. See, for example, Dornburg R (1995), Gene Therap. 2: 301-310; Eglitis M A (1988), Biotechniques 6: 608-614; Miller A D (1990), Hum Gene Therap. 1: 5-14; Anderson W F (1998), Nature 392: 25-30; and Rubinson D A et al., Nat. Genet. 33: 401-406, the entire disclosures of which are herein incorporated by reference.

Preferred viral vectors are those derived from AV and AAV. In a particularly preferred embodiment, the dsRNA of the invention is expressed as two separate, complementary single-stranded RNA molecules from a recombinant AAV vector comprising, for example, either the U6 or H1 RNA promoters, or the cytomegalovirus (CMV) promoter.

A suitable AV vector for expressing the dsRNA of the invention, a method for constructing the recombinant AV vector, and a method for delivering the vector into target cells, are described in Xia H et al. (2002), Nat. Biotech. 20: 1006-1010.

Suitable AAV vectors for expressing the dsRNA of the invention, methods for constructing the recombinant AV vector, and methods for delivering the vectors into target cells are described in Samulski R et al. (1987), J. Virol. 61: 3096-3101; Fisher K J et al. (1996), J. Virol, 70: 520-532; Samulski R et al. (1989), J. Virol. 63: 3822-3826; U.S. Pat. No. 5,252,479; U.S. Pat. No. 5,139,941; International Patent Application No. WO 94/13788; and International Patent Application No. WO 93/24641, the entire disclosures of which are herein incorporated by reference.

III. PHARMACEUTICAL COMPOSITIONS COMPRISING DSRNA

In one embodiment, the invention provides pharmaceutical compositions comprising a dsRNA, as described herein, and a pharmaceutically acceptable carrier. The pharmaceutical composition comprising the dsRNA is useful for treating a disease or disorder associated with the expression or activity of the HAMP gene, such as pathological processes which can be mediated by down regulating HAMP gene expression, such as anemia and other diseases associated with lowered iron levels. Such pharmaceutical compositions are formulated based on the mode of delivery. One example is compositions that are formulated for delivery to the liver via parenteral delivery.

The pharmaceutical compositions of the invention are administered in dosages sufficient to inhibit expression of the HAMP gene. The present inventors have found that, because of their improved efficiency, compositions comprising the dsRNA of the invention can be administered at surprisingly low dosages. A dosage of 5 mg dsRNA per kilogram body weight of recipient per day is sufficient to inhibit or suppress expression of the HAMP gene and may be administered systemically to the patient.

In general, a suitable dose of dsRNA will be in the range of 0.01 to 5.0 milligrams per kilogram body weight of the recipient per day, generally in the range of 1 microgram to 1 mg per kilogram body weight per day. The pharmaceutical composition may be administered once daily, or the dsRNA may be administered as two, three, or more sub-doses at appropriate intervals throughout the day or even using continuous infusion or delivery through a controlled release formulation. In that case, the dsRNA contained in each sub-dose must be correspondingly smaller in order to achieve the total daily dosage. The dosage unit can also be compounded for delivery over several days, e.g., using a conventional sustained release

formulation which provides sustained release of the dsRNA over a several day period. Sustained release formulations are well known in the art.

The skilled artisan will appreciate that certain factors may influence the dosage and timing required to effectively treat a subject, including but not limited to the severity of the disease or disorder, previous treatments, the general health and/or age of the subject, and other diseases present. Moreover, treatment of a subject with a therapeutically effective amount of a composition can include a single treatment or a series of treatments. Estimates of effective dosages and in vivo half-lives for the individual dsRNAs encompassed by the invention can be made using conventional methodologies or on the basis of in vivo testing using an appropriate animal model, as described elsewhere herein.

Advances in mouse genetics have generated a number of mouse models for the study of various human diseases, such as pathological processes which can be mediated by down regulating HAMP gene expression. Such models are used for in vivo testing of dsRNA, as well as for determining a therapeutically effective dose.

Any method can be used to administer a dsRNA of the present invention to a mammal. For example, administration can be direct; oral; or parenteral (e.g., by subcutaneous, intraventricular, intramuscular, or intraperitoneal injection, or by intravenous drip). Administration can be rapid (e.g., by injection), or can occur over a period of time (e.g., by slow infusion or administration of slow release formulations).

Typically, when treating a mammal with anemia and other diseases associated with lowered iron levels, the dsRNA molecules are administered systemically via parental means. For example, dsRNAs, conjugated or unconjugated or formulated with or without liposomes, can be administered intravenously to a patient. For such, a dsRNA molecule can be formulated into compositions such as sterile and non-sterile aqueous solutions, non-aqueous solutions in common solvents such as alcohols, or solutions in liquid or solid oil bases. Such solutions also can contain buffers, diluents, and other suitable additives. For parenteral, intrathecal, or intraventricular administration, a dsRNA molecule can be formulated into compositions such as sterile aqueous solutions, which also can contain buffers, diluents, and other suitable additives (e.g., penetration enhancers, carrier compounds, and other pharmaceutically acceptable carriers).

In addition, dsRNA molecules can be administered to a mammal as biologic or abiologic means as described in, for example, U.S. Pat. No. 6,271,359. Abiologic delivery can be accomplished by a variety of methods including, without limitation, (1) loading liposomes with a dsRNA acid molecule provided herein and (2) complexing a dsRNA molecule with lipids or liposomes to form nucleic acid-lipid or nucleic acid-liposome complexes. The liposome can be composed of cationic and neutral lipids commonly used to transfect cells in vitro. Cationic lipids can complex (e.g., charge-associate) with negatively charged nucleic acids to form liposomes. Examples of cationic liposomes include, without limitation, lipofectin, lipofectamine, lipofectace, and DOTAP. Procedures for forming liposomes are well known in the art. Liposome compositions can be formed, for example, from phosphatidylcholine, dimyristoyl phosphatidylcholine, dipalmitoyl phosphatidylcholine, dimyristoyl phosphatidylglycerol, or dioleoyl phosphatidylethanolamine. Numerous lipophilic agents are commercially available, including Lipofectin® (Invitrogen/Life Technologies, Carlsbad, Calif.) and Effectene™ (Qiagen, Valencia, Calif.). In addition, systemic delivery methods can be optimized using commercially available cationic lipids such as DDAB or DOTAP, each of

which can be mixed with a neutral lipid such as DOPE or cholesterol. In some cases, liposomes such as those described by Templeton et al. (Nature Biotechnology, 15: 647-652 (1997)) can be used. In other embodiments, polycations such as polyethyleneimine can be used to achieve delivery in vivo and ex vivo (Boletta et al., J. Am Soc. Nephrol. 7: 1728 (1996)). Additional information regarding the use of liposomes to deliver nucleic acids can be found in U.S. Pat. No. 6,271,359, PCT Publication WO 96/40964 and Morrissey, D. et al. 2005. Nat Biotechnol. 23(8): 1002-7.

Biologic delivery can be accomplished by a variety of methods including, without limitation, the use of viral vectors. For example, viral vectors (e.g., adenovirus and herpesvirus vectors) can be used to deliver dsRNA molecules to liver cells. Standard molecular biology techniques can be used to introduce one or more of the dsRNAs provided herein into one of the many different viral vectors previously developed to deliver nucleic acid to cells. These resulting viral vectors can be used to deliver the one or more dsRNAs to cells by, for example, infection.

dsRNAs of the present invention can be formulated in a pharmaceutically acceptable carrier or diluent. A "pharmaceutically acceptable carrier" (also referred to herein as an "excipient") is a pharmaceutically acceptable solvent, suspending agent, or any other pharmacologically inert vehicle. Pharmaceutically acceptable carriers can be liquid or solid, and can be selected with the planned manner of administration in mind so as to provide for the desired bulk, consistency, and other pertinent transport and chemical properties. Typical pharmaceutically acceptable carriers include, by way of example and not limitation: water; saline solution; binding agents (e.g., polyvinylpyrrolidone or hydroxypropyl methylcellulose); fillers (e.g., lactose and other sugars, gelatin, or calcium sulfate); lubricants (e.g., starch, polyethylene glycol, or sodium acetate); disintegrates (e.g., starch or sodium starch glycolate); and wetting agents (e.g., sodium lauryl sulfate).

In addition, dsRNA that target the HAMP gene can be formulated into compositions containing the dsRNA admixed, encapsulated, conjugated, or otherwise associated with other molecules, molecular structures, or mixtures of nucleic acids. For example, a composition containing one or more dsRNA agents that target the HAMP gene can contain other therapeutic agents such as other lipid lowering agents (e.g., statins).

Methods for Treating Diseases that can be Modulated by Down Regulating the Expression of HAMP

The methods and compositions described herein can be used to treat diseases and conditions that can be modulated by down regulating HAMP gene expression. For example, the compositions described herein can be used to treat anemia and other diseases associated with lowered iron levels.

Methods for Inhibiting Expression of the HAMP Gene

In yet another aspect, the invention provides a method for inhibiting the expression of the HAMP gene in a mammal. The method comprises administering a composition of the invention to the mammal such that expression of the target HAMP gene is silenced. Because of their high specificity, the dsRNAs of the invention specifically target RNAs (primary or processed) of the target HAMP gene. Compositions and methods for inhibiting the expression of these HAMP genes using dsRNAs can be performed as described elsewhere herein.

In one embodiment, the method comprises administering a composition comprising a dsRNA, wherein the dsRNA comprises a nucleotide sequence which is complementary to at least a part of an RNA transcript of the HAMP gene of the mammal to be treated. When the organism to be treated is a

mammal such as a human, the composition may be administered by any means known in the art including, but not limited to oral or parenteral routes, including intravenous, intramuscular, subcutaneous, transdermal, airway (aerosol) administration. In preferred embodiments, the compositions are administered by intravenous infusion or injection.

Unless otherwise defined, all technical and scientific terms used herein have the same meaning as commonly understood by one of ordinary skill in the art to which this invention belongs. Although methods and materials similar or equivalent to those described herein can be used in the practice or testing of the invention, suitable methods and materials are described below. All publications, patent applications, patents, and other references mentioned herein are incorporated by reference in their entirety. In case of conflict, the present specification, including definitions, will control. In addition, the materials, methods, and examples are illustrative only and not intended to be limiting.

EXAMPLES

Gene Walking of the HAMP Gene

Design and in silico selection of siRNAs targeting human hepcidin

siRNAs targeting either human or mouse hepcidin antimicrobial peptide (also referred to as hepcidin, official symbol: hamp, Genbank accession NM_021175.2 (human) and NM_032541.1 (mouse) were selected according to following criteria:

a) predicted highest specificity in human or mouse
or

b) cross-reactivity to cynomolgous monkey (*macaca fascicularis*), rhesus monkey (*macaca mulatta*) and chimpanzee (*pan troglodytes*) and predicted highest specificity of siRNA antisense strand in human

siRNAs with stretches of ≥ 4 Gs in a row were excluded from the selection.

Specificity was predicted by fastA homology search algorithm and proprietary scripts and was defined as given, if every mRNA in the human RefSeq database (release 17, downloaded on May, 9, 2006) except for hepcidin had either

a) at least 2 mismatches to the siRNA sense and antisense sequence positions 10 to 18 (non-seed regions), with at least 1 mismatch in position 10 or 11 (cleavage site region) of the respective strand if only 2 mismatches were present, or
b) at least 1 mismatch to the siRNA sense and antisense sequence positions 2 to 9 (seed region)

Primate sequences were assembled from genomic sequences (available on Jun. 8, 2006 at QFBase, Baylor College of Medicine and NCBI) previous to the selection in order to obtain information on conserved regions with human hepcidin, which were defined as candidate target regions for the set of cross-reactive siRNAs.

Table 1 provides an identification of siRNAs designed to selectively target the human hepcidin gene (with cross reactivity to orthologous hepcidin genes as described above).

Table 2 provides an identification of siRNAs designed to target the mouse hepcidin gene.

dsRNA Synthesis

Source of Reagents

Where the source of a reagent is not specifically given herein, such reagent may be obtained from any supplier of reagents for molecular biology at a quality/purity standard for application in molecular biology.

siRNA Synthesis

Single-stranded RNAs were produced by solid phase synthesis on a scale of 1 μ mole using an Expedite 8909 synthesizer (Applied Biosystems, Applied Biosystems GmbH, Darmstadt, Germany) and controlled pore glass (CPG, 500 Å, Prologo Biochemie GmbH, Hamburg, Germany) as solid support. RNA and RNA containing 2'-O-methyl nucleotides were generated by solid phase synthesis employing the corresponding phosphoramidites and 2'-O-methyl phosphoramidites, respectively (Prologo Biochemie GmbH, Hamburg, Germany). These building blocks were incorporated at selected sites within the sequence of the oligoribonucleotide chain using standard nucleoside phosphoramidite chemistry such as described in Current protocols in nucleic acid chemistry, Beaucage, S. L. et al. (Eds.), John Wiley & Sons, Inc., New York, N.Y., USA. Phosphorothioate linkages were introduced by replacement of the iodine oxidizer solution with a solution of the Beaucage reagent (Chruachem Ltd, Glasgow, UK) in acetonitrile (1%). Further ancillary reagents were obtained from Mallinckrodt Baker (Griesheim, Germany).

Deprotection and purification of the crude oligoribonucleotides by anion exchange HPLC were carried out according to established procedures. Yields and concentrations were determined by UV absorption of a solution of the respective RNA at a wavelength of 260 nm using a spectral photometer (DU 640B, Beckman Coulter GmbH, Unterschleißheim, Germany). Double stranded RNA was generated by mixing an equimolar solution of complementary strands in annealing buffer (20 mM sodium phosphate, pH 6.8; 100 mM sodium chloride), heated in a water bath at 85-90° C. for 3 minutes and cooled to room temperature over a period of 3-4 hours. The annealed RNA solution was stored at -20° C. until use.

dsRNA Expression Vectors

In another aspect of the invention, HAMP specific dsRNA molecules that modulate HAMP gene expression activity are expressed from transcription units inserted into DNA or RNA vectors (see, e.g., Couture, A, et al., *TIG*, (1996), 12: 5-10; Skillern, A., et al., International PCT Publication No. WO 00/22113, Conrad, International PCT Publication No. WO 00/22114, and Conrad, U.S. Pat. No. 6,054,299). These transgenes can be introduced as a linear construct, a circular plasmid, or a viral vector, which can be incorporated and inherited as a transgene integrated into the host genome. The transgene can also be constructed to permit it to be inherited as an extrachromosomal plasmid (Gassmann, et al., *Proc. Natl. Acad. Sci. USA* (1995) 92: 1292).

The individual strands of a dsRNA can be transcribed by promoters on two separate expression vectors and co-transfected into a target cell. Alternatively each individual strand of the dsRNA can be transcribed by promoters both of which are located on the same expression plasmid. In a preferred embodiment, a dsRNA is expressed as an inverted repeat joined by a linker polynucleotide sequence such that the dsRNA has a stem and loop structure.

The recombinant dsRNA expression vectors are generally DNA plasmids or viral vectors. dsRNA expressing viral vectors can be constructed based on, but not limited to, adeno-associated virus (for a review, see Muzyczka, et al., *Curr. Topics Micro. Immunol.* (1992) 158: 97-129); adenovirus (see, for example, Berkner, et al., *BioTechniques* (1998) 6: 616), Rosenfeld et al. (1991, *Science* 252: 431-434), and Rosenfeld et al. (1992), *Cell* 68: 143-155); or alphavirus as well as others known in the art. Retroviruses have been used to introduce a variety of genes into many different cell types, including epithelial cells, in vitro and/or in vivo (see, e.g., Eglitis, et al., *Science* (1985) 230: 1395-1398; Danos and Mulligan, *Proc. Natl. Acad. Sci. USA* (1998) 85: 6460-6464;

Wilson et al., 1988, Proc. Natl. Acad. Sci. USA 85: 3014-3018; Armentano et al., 1990, Proc. Natl. Acad. Sci. USA 87: 6141-6145; Huber et al., 1991, Proc. Natl. Acad. Sci. USA 88: 8039-8043; Ferry et al., 1991, Proc. Natl. Acad. Sci. USA 88: 8377-8381; Chowdhury et al., 1991, Science 254: 1802-1805; van Beusechem. et al., 1992, Proc. Natl. Acad. Sci. USA 89: 7640-19; Kay et al., 1992, Human Gene Therapy 3: 641-647; Dai et al., 1992, Proc. Natl. Acad. Sci. USA 89: 10892-10895; Hwu et al., 1993, J. Immunol. 150: 4104-4115; U.S. Pat. No. 4,868,116; U.S. Pat. No. 4,980,286; PCT Application WO 89/07136; PCT Application WO 89/02468; PCT Application WO 89/05345; and PCT Application WO 92/07573). Recombinant retroviral vectors capable of transducing and expressing genes inserted into the genome of a cell can be produced by transfecting the recombinant retroviral genome into suitable packaging cell lines such as PA317 and Psi-CRIP (Comette et al., 1991, Human Gene Therapy 2: 5-10; Cone et al., 1984, Proc. Natl. Acad. Sci. USA 81: 6349). Recombinant adenoviral vectors can be used to infect a wide variety of cells and tissues in susceptible hosts (e.g., rat, hamster, dog, and chimpanzee) (Hsu et al., 1992, J. Infectious Disease, 166: 769), and also have the advantage of not requiring mitotically active cells for infection.

The promoter driving dsRNA expression in either a DNA plasmid or viral vector of the invention may be a eukaryotic RNA polymerase I (e.g. ribosomal RNA promoter), RNA polymerase II (e.g. CMV early promoter or actin promoter or U1 snRNA promoter) or generally RNA polymerase III promoter (e.g. U6 snRNA or 7SK RNA promoter) or a prokaryotic promoter, for example the T7 promoter, provided the expression plasmid also encodes T7 RNA polymerase required for transcription from a T7 promoter. The promoter can also direct transgene expression to the pancreas (see, e.g. the insulin regulatory sequence for pancreas (Bucchini et al., 1986, Proc. Natl. Acad. Sci. USA 83: 2511-2515)).

In addition, expression of the transgene can be precisely regulated, for example, by using an inducible regulatory sequence and expression systems such as a regulatory sequence that is sensitive to certain physiological regulators, e.g., circulating glucose levels, or hormones (Docherty et al., 1994, FASEB J. 8: 20-24). Such inducible expression systems, suitable for the control of transgene expression in cells or in mammals include regulation by ecdysone, by estrogen, progesterone, tetracycline, chemical inducers of dimerization, and isopropyl-beta-D1-thiogalactopyranoside (IPTG). A person skilled in the art would be able to choose the appropriate regulatory/promoter sequence based on the intended use of the dsRNA transgene.

Generally, recombinant vectors capable of expressing dsRNA molecules are delivered as described below, and persist in target cells. Alternatively, viral vectors can be used that provide for transient expression of dsRNA molecules. Such vectors can be repeatedly administered as necessary. Once expressed, the dsRNAs bind to target RNA and modulate its function or expression. Delivery of dsRNA expressing vectors can be systemic, such as by intravenous or intramuscular administration, by administration to target cells explanted from the patient followed by reintroduction into the patient, or by any other means that allows for introduction into a desired target cell.

dsRNA expression DNA plasmids are typically transfected into target cells as a complex with cationic lipid carriers (e.g. Lipofectamine) or non-cationic lipid-based carriers (e.g. Transit-TKO™). Multiple lipid transfections for dsRNA-mediated knockdowns targeting different regions of a single HAMP gene or multiple HAMP genes over a period of a week or more are also contemplated by the invention. Successful

introduction of the vectors of the invention into host cells can be monitored using various known methods. For example, transient transfection. can be signaled with a reporter, such as a fluorescent marker, such as Green Fluorescent Protein (GFP). Stable transfection. of ex vivo cells can be ensured using markers that provide the transfected cell with resistance to specific environmental factors (e.g., antibiotics and drugs), such as hygromycin B resistance.

The HAMP specific dsRNA molecules can also be inserted into vectors and used as gene therapy vectors for human patients. Gene therapy vectors can be delivered to a subject by, for example, intravenous injection, local administration (see U.S. Pa. No. 5,328,470) or by stereotactic injection (see e.g., Chen et al. (1994) Proc. Natl. Acad. Sci. USA 91: 3054-3057). The pharmaceutical preparation of the gene therapy vector can include the gene therapy vector in an acceptable diluent, or can comprise a slow release matrix in which the gene delivery vehicle is imbedded. Alternatively, where the complete gene delivery vector can be produced intact from recombinant cells, e.g., retroviral vectors, the pharmaceutical preparation can include one or more cells which produce the gene delivery system.

Those skilled in the art are familiar with methods and compositions in addition to those specifically set out in the instant disclosure which will allow them to practice this invention to the full scope of the claims hereinafter appended.

HAMP siRNA Screening COS-7 Cells

Cloning:

The cDNA sequences for human hepcidin and murine hepcidin-1 cDNA were synthesized thereby introducing a 5'-XhoI- and a 3'-NotI site and subcloned into pGA4 (Geneart AG, Regensburg, Germany). Human and mouse hepcidin were subcloned via the introduced XhoI- and NotI-sites into the multiple cloning site of the psiCheck-2 vector (Promega, Mannheim, Germany), which is located downstream of the Renilla translational stop codon. Correct subcloning was assured by sequencing (GATC Biotech, Konstanz, Germany).

Transfections:

Directly before plasmid transfection, Cos-7 cells (DSMZ, Braunschweig, Germany) were seeded at 1.5×10^4 cells/well on 96-well plates (Greiner Bio-One GmbH, Frickenhausen, Germany) in 75 μ l of growth medium (Dulbecco's MEM, 10% fetal calf serum, 2 mM L-glutamine, 1.2 μ g/ml sodium bicarbonate, 100 u penicillin/100 μ g/ml streptomycin, all from Biochrom AG, Berlin, Germany). 50 ng of plasmid/well were transfected with Lipofectamine2000 (Invitrogen) as described below for the siRNAs, with the plasmid diluted in Opti-MEM to a final volume of 12.5 μ l/well, prepared as a mastermix for the whole plate.

4 h after the transfection of the plasmid, siRNA transfections were performed in quadruplicates. For each well 0.5 μ l Lipofectamine2000 (Invitrogen GmbH, Karlsruhe, Germany) were mixed with 12 μ l Opti-MEM (Invitrogen) and incubated for 15 min at room temperature. For the siRNA concentration being 50 nM in the 100 μ l transfection volume, 1 μ l of a 5 μ M siRNA were mixed with 10.5 μ l Opti-MEM per well, combined with the Lipofectamine2000-Opti-MEM mixture and again incubated for 15 minutes at room temperature. During that incubation time, growth medium was removed from cells and replaced by 75 μ l/well of fresh medium. siRNA-Lipofectamine2000-complexes were applied completely (25 μ l each per well) to the cells and cells were incubated for 24 h at 37° C. and 5% CO₂ in a humidified incubator (Heraeus GmbH, Hanau, Germany).

Cells were harvested by lysis with the appropriate buffer from the Dual-Glo Luciferase assay (Promega GmbH, Mannheim, Germany) and the assay was performed according to

the kit's protocol. Values obtained from the Renilla-luciferase measurement were normalized with the respective values acquired in the Firefly-luciferase measurement as a transfection and loading control. Values acquired with siRNAs directed against the Renilla-luciferase-hepcidin fusion mRNA were normalized to the value obtained with an unspecific siRNA (directed against the neomycin resistance gene) which was set to 100%.

Effective siRNAs from the screen were further characterized by dose response curves. Transfections of dose response curves were performed in 6-fold dilutions starting with 100 nM down to 10 fM. Mock (no siRNA) was set to 100% expression level. siRNAs were diluted with Opti-MEM to a final volume of 12.5 μ l according to the above protocol. (FIGS. 3 and 4, Table 1)

As can be seen in FIGS. 3 and 4 (summarized in Table 1), many active dsRNAs to hepcidin are identified.

The above screening procedure was repeated using the murine hepcidin gene as the target and the siRNAs of Table 2.

Stabilizing Modifications and Activity

Active duplexes identified above were then remade using modified bases and linkages in order to improve stability of the duplex and protect it from exo and endoribonuclease degradation. Table 3 (and Table 2 for murine selective siRNAs) provides a listing of the duplexes made and the activities of these duplexes in the COS-7 assay described above. In Tables 2 and 3, a lower case "s" represents a phosphorothioate linkage and a lower case base, e.g. "u", represents a 2'OMe modified base, e.g. 2'OMe-U.

Activity is provided from a 50 nM screen (duplicates) for human siRNA in Table 3 (Table 2 for murine) and shown in FIG. 5 (FIG. 6 for murine). Further, IC50 values were determined as described above for several of the most active agents. The results are provided in Table 3.

Activity of Murine Hpcidin siRNA In Vivo

Experimental Methods

The efficacy of AD-10812 was determined in normal 10 week old 129s6/svEvTac mice using AD-1955 targeting luciferase as a control. These siRNAs were formulated in liposome (LNP-1) as described below and administered through i.v. bolus at a dose of 10 mg/kg (n=8). Forty eight hours after injection, the liver and serum samples were harvested. The liver Hamp1 and Hamp2 mRNA levels were determined by qRT-PCR using Hamp1 and Hamp2 specific primers and serum iron levels were determined using Ferox-cine (Randox Life Sciences) and Hitachi 717 instrument.

Formulation of siRNAs in Liposomal Particles

The lipidoid LNP-01.4HCl (MW 1487) (FIG. 7), Cholesterol (Sigma-Aldrich), and PEG-Ceramide C16 (Avanti Polar Lipids) were used to prepare lipid-siRNA nanoparticles. Stock solutions of each in ethanol were prepared: LNP-01, 133 mg/mL; Cholesterol, 25 mg/mL, PEG-Ceramide C16, 100 mg/mL. LNP-01, Cholesterol, and PEG-Ceramide C16 stock solutions were then combined in a 42:48:10 molar ratio. Combined lipid solution was mixed rapidly with aqueous siRNA (in sodium acetate pH 5) such that the final ethanol concentration was 35-45% and the final sodium acetate concentration was 100-300 mM. Lipid-siRNA nanoparticles formed spontaneously upon mixing. Depending on the desired particle size distribution, the resultant nanoparticle mixture was in some cases extruded through a polycarbonate membrane (100 nm cut-off) using a thermobarrel extruder (Lipex Extruder, Northern Lipids, Inc). In other cases, the extrusion step was omitted. Ethanol removal and simultaneous buffer exchange was accomplished by either dialysis or tangential flow filtration. Buffer was exchanged to phosphate buffered saline (PBS) pH 7.2.

Characterization of Formulations

Formulations prepared by either the standard or extrusion-free method are characterized in a similar manner. Formulations are first characterized by visual inspection. They should be whitish translucent solutions free from aggregates or sediment. Particle size and particle size distribution of lipid-nanoparticles are measured by dynamic light scattering using a Malvern Zetasizer Nano ZS (Malvern, USA). Particles should be 20-300 nm, and ideally, 40-100 nm in size. The particle size distribution should be unimodal. The total siRNA concentration in the formulation, as well as the entrapped fraction, is estimated using a dye exclusion assay. A sample of the formulated siRNA is incubated with the RNA-binding dye Ribogreen (Molecular Probes) in the presence or absence of a formulation disrupting surfactant, 0.5% Triton-X100. The total siRNA in the formulation is determined by the signal from the sample containing the surfactant, relative to a standard curve. The entrapped fraction is determined by subtracting the "free" siRNA content (as measured by the signal in the absence of surfactant) from the total siRNA content. Percent entrapped siRNA is typically >85%.

Results

Approximately 70% reduction in Hamp1 mRNA levels and 64% increase in serum iron levels were achieved 48 h after administration of AD-10812 (FIG. 8; FIGS. 8A and 8B). AD-10812 did not reduce Hamp2 mRNA levels.

TABLE 1

hepcidin siRNAs, double overhang design, sense strand: dTsdT; antisense strand: dTsdT								
duplex name	position in human		SEQ ID NO	Antisense sequence (5'-3')	SEQ ID NO	% inh	IC50 (nM)	
	access. #	Sense sequence (5'-3')						
AD-9914	378-396	CCCAGAACAUAGGUCUUGGTsT	1	CCAAGACCUAUGUUUGGGTsTC	37	78		
AD-9915	283-301	GCUGCUGUCAUCGAUCAAATsT	2	UUUGAUCGAUGACAGCAGCTsT	38	91	0.091	
AD-9916	154-172	CACAACAGACGGGACAACUTsT	3	AGUUGUCCCGUCUGUUGUGTsT	39	65		
AD-9917	56-74	CCAGACAGACGGCACGAUGTsT	4	CAUCGUGCCGUCUGUCUGGTsT	40	88	0.28	
AD-9918	312-330	UGCUGCAAGACGUAGAACCtsT	5	GGUUCUACGUCUUGCAGCATsT	41	72		
AD-9919	238-256	GAAGGAGGCGAGACACCCATsT	6	UGGGUGUCUCGCCUCCUUCTsT	42	84	0.2	
AD-9920	315-333	UGCAAGACGUAGAACCUACTsT	7	GUAGGUUCUACGUCUUGCATsT	43	85	0.025	
AD-9921	158-176	ACAGACGGGACAACUUGCATsT	8	UGCAAGUUGUCCCGUCUGUTsT	44	65		

TABLE 1-continued

hepcidin siRNAs, double overhang design, sense strand: dTsdT; antisense strand: dTsdT							
duplex name	position in human access. #	Sense sequence (5'-3')	SEQ ID NO	Antisense sequence (5'-3')	SEQ ID NO	% inhb (50 nM)	IC50 (nM)
AD-9922	291-309	CAUCGAUCAAAGUGUGGGATsT	9	UCCCACACUUUGAUCGAUGTsT	45	90	0.019
AD-9923	57-75	CAGACAGACGGCAGGAUGTsT	10	CCAUCGUGCCGUCUGUCUGTsT	46	87	0.12
AD-9924	236-254	GCGAAGGAGGCGAGACACCTsT	11	GGUGUCUGCCUCCUUCGCTsT	47	68	
AD-9925	243-261	AGGCGAGACACCCACUUCCTsT	12	GGAAGUGGGUGUCUCGCCUTsT	48	82	0.18
AD-9926	4-22	UGUCACUCGGUCCAGACATsT	13	UGUCUGGGACCGAGUGACATsT	49	60	
AD-9927	317-335	CAAGACGUAGAACCUACCUTsT	14	AGGUAGGUUCUACGUCUUGTsT	50	74	
AD-9928	6-24	UCACUCGGUCCAGACACCTsT	15	GGUGUCUGGGACCGAGUGATsT	51	7	
AD-9929	153-171	CCACAACAGACGGGACAACCTsT	16	GUUGUCCCGUCUGUUGUGTsT	52	68	
AD-9930	156-174	CAACAGACGGGACAACUUGTsT	17	CAAGUUGUCCCGUCUGUUGTsT	53	60	
AD-9931	318-336	AAGACGUAGAACCUACCUGTsT	18	CAGGUAGGUUCUACGUCUUTsT	54	69	
AD-9932	225-243	AUGUUCAGAGGCGAAGATsT	19	UCCUUCGCCUCUGGAACAUTsT	55	77	
AD-9933	223-241	CCAUGUCCAGAGGCGAAGTsT	20	CUUCGCCUCUGGAACAUGTsT	56	79	
AD-9934	224-242	CAUGUCCAGAGGCGAAGTsT	21	CCUUCGCCUCUGGAACAUGTsT	57	51	
AD-9935	314-332	CUGCAAGACGUAGAACCUATsT	22	UAGGUUCUACGUCUUGCAGTsT	58	89	0.11
AD-9936	321-339	ACGUAGAACCUACCUGCCCTsT	23	GGGCAGGUAGGUUCUACGUTsT	59	51	
AD-9937	288-306	UGUCAUCGAUCAAAGUGUGTsT	24	CACACUUUGAUCGAUGACATsT	60	74	
AD-9938	58-76	AGACAGACGGCAGGAUGGCTsT	25	GCCAUCGUGCCGUCUGUCUTsT	61	71	
AD-9939	133-151	UGACCAGUGGCUCUGUUUUTsT	26	AAAACAGAGCCACUGGUCATsT	62	58	
AD-9940	65-83	CGGCACGAUGGCACUGAGCTsT	27	GCUCAGUGCCAUCGUGCCGTsT	63	84	0.13
AD-9941	285-303	UGCUGUCAUCGAUCAAAGUTsT	28	ACUUUGAUCGAUGACAGCATsT	64	88	0.061
AD-9942	382-400	GAACAUAGGUCUUGGAAUATsT	29	UAUUCCAAGACCUAUGUUCTsT	65	90	0.016
AD-9943	282-300	GGCUGCUGUCAUCGAUCAATsT	30	UUGAUCGAUGACAGCAGCCTsT	66	90	0.023
AD-9944	284-302	CUGCUGUCAUCGAUCAAAGTsT	31	CUUUGAUCGAUGACAGCAGTsT	67	91	0.023
AD-9945	280-298	GCGGCUGCUGUCAUCGAUCTsT	32	GAUCGAUGACAGCAGCCGCTsT	68	90	0.056
AD-9946	286-304	GCUGUCAUCGAUCAAAGUGTsT	33	CACUUUGAUCGAUGACAGCTsT	69	84	0.11
AD-9947	287-305	CUGUCAUCGAUCAAAGUGTsT	34	ACACUUUGAUCGAUGACAGTsT	70	89	0.027
AD-9948	289-307	GUCAUCGAUCAAAGUGUGTsT	35	CCACACUUUGAUCGAUGACTsT	71	88	0.072
AD-9949	155-173	ACAACAGACGGGACAACUUTsT	36	AAGUUGUCCCGUCUGUUGTsT	72	62	

Table 2: Mouse Cross Reactive siRNAs: Sequences and Activity in COS-7 Cells

TABLE 2A

Sequences						
position in mouse access. #	sense strand sequence (5'-3')	SEQ ID NO	antisense strand sequence (5'-3')	SEQ ID NO	duplex name	
171-189	CAGACAUUGCGAUACCAAUTsT	73	AUUGGUAUCGCAAUGUCUGTsT	145	AD-9890	
171-189	cAGAcAuuGcGAuAccAAuTsT	74	AUUGGuAUCGcAAUGUCUGTsT	146	AD-10800	

TABLE 2A-continued

Sequences						
position in mouse access. #	sense strand sequence (5'-3')	SEQ ID NO	antisense strand sequence (5'-3')	SEQ ID NO	duplex name	
171-189	cAGAcAuuGcGAuAccAAuTsT	75	AuuGGuAUCGcAAuGUCuGTsT	147	AD-10824	
172-190	AGACAUUGCGAUACCAAUGTsT	76	CAUUGGUAUCGCAAUGUCUTsT	148	AD-9891	
172-190	AGAcAuuGcGAuAccAAuGTsT	77	cAUUGGuAUCGcAAUGUCUTsT	149	AD-10801	
172-190	AGAcAuuGcGAuAccAAuGTsT	78	cAuuGGuAUCGcAAuGUCUTsT	150	AD-10825	
170-188	GCAGACAUUGCGAUACCAATsT	79	UUGGUAUCGCAAUGUCUGCTsT	151	AD-9892	
170-188	GcAGAcAuuGcGAuAccAATsT	80	UUGGuAUCGcAAUGUCUGCTsT	152	AD-10802	
170-188	GcAGAcAuuGcGAuAccAATsT	81	uuGGuAUCGcAAuGUCuGTsT	153	AD-10826	
284-302	UAGCCUAGAGCCACAUCCTsT	82	AGGAUGUGGCUCUAGGCuATsT	154	AD-9893	
284-302	uAGccuAGAGccAcAuccuTsT	83	AGGAUGUGGCUCuAGGCuATsT	155	AD-10803	
284-302	uAGccuAGAGccAcAuccuTsT	84	AGGAuGuGGCUCuAGGCuATsT	156	AD-10827	
173-191	GACAUUGCGAUACCAAUGCTsT	85	GCAUUGGUAUCGCAAUGUCTsT	157	AD-9894	
173-191	GAcAuuGcGAuAccAAuGcTsT	86	GcAUUGGuAUCGcAAUGUCTsT	158	AD-10804	
173-191	GAcAuuGcGAuAccAAuGcTsT	87	GcAuuGGuAUCGcAAuGUCTsT	159	AD-10828	
177-195	UUGCGAUACCAAUGCAGATsT	88	UUCUGCAUUGGUAUCGCAATsT	160	AD-9895	
177-195	uuGcGAuAccAAuGcAGAATsT	89	UUCUGcAUUGGuAUCGcAATsT	161	AD-10805	
177-195	uuGcGAuAccAAuGcAGAATsT	90	uUCuGcAuuGGuAUCGcAATsT	162	AD-10829	
178-196	UGCGAUACCAAUGCAGAAGTsT	91	CUUCUGCAUUGGUAUCGCATsT	163	AD-9896	
178-196	uGcGAuAccAAuGcAGAAGTsT	92	CUUCUGcAUUGGuAUCGcATsT	164	AD-10806	
178-196	uGcGAuAccAAuGcAGAAGTsT	93	CuUCuGcAuuGGuAUCGcATsT	165	AD-10830	
100-118	CACCACCUAUCUCAATsT	94	UUGAUGGAGAUAGGUGGUGTsT	166	AD-9897	
100-118	cAccAccuAucuccAucAATsT	95	UUGAUGGAGAuAGGUGGUGTsT	167	AD-10807	
100-118	cAccAccuAucuccAucAATsT	96	uuGAuGGAGAuAGGuGGuGTsT	168	AD-10831	
120-138	AGAUGAGACAGACUACAGATsT	97	UCUGUAGUCUGUCUCAUCUTsT	169	AD-9898	
120-138	AGAuGAGAcAGAcuAcAGATsT	98	UCUGuAGUCUGUCuAUCUTsT	170	AD-10808	
120-138	AGAuGAGAcAGAcuAcAGATsT	99	UCuGuAGUCuGUCuAUCUTsT	171	AD-10832	
176-194	AUUGCGAUACCAAUGCAGATsT	100	UCUGCAUUGGUAUCGCAAUTsT	172	AD-9899	
176-194	AuuGcGAuAccAAuGcAGATsT	101	UCUGcAUUGGuAUCGcAAUTsT	173	AD-10809	
176-194	AuuGcGAuAccAAuGcAGATsT	102	UCuGcAuuGGuAUCGcAAUTsT	174	AD-10833	
372-390	AAUAAAGACGAUUUUUUUUsT	103	AAAUAAAUCGUCUUUUUUUsT	175	AD-9900	
372-390	AAuAAAGAcGAuuuuuuuuTsT	104	AAAuAAAUCGUCUUuuuuuuTsT	176	AD-10810	
372-390	AAuAAAGAcGAuuuuuuuuTsT	105	AAAuAAAUCGUCuuuuuuuuTsT	177	AD-10834	
169-187	GGCAGACAUUGCGAUACCATsT	106	UGGUAUCGCAAUGUCUGCCTsT	178	AD-9901	
169-187	GGcAGAcAuuGcGAuAccATsT	107	UGGuAUCGcAAUGUCUGCCTsT	179	AD-10811	
169-187	GGcAGAcAuuGcGAuAccATsT	108	uGGuAUCGcAAuGUCuGCCTsT	180	AD-10835	
245-263	UGCUGUAACAAUCCAGUTsT	109	ACUGGGAAUUGUACAGCATsT	181	AD-9902	
245-263	uGcuGuAAcAAuucccAGuTsT	110	ACUGGGAAUUGUuAcAGcATsT	182	AD-10812	

TABLE 2A-continued

Sequences						
position in mouse access. #	sense strand sequence (5'-3')	SEQ ID NO	antisense strand sequence (5'-3')	SEQ ID NO	duplex name	
245-263	uGcuGuAAcAAuucccAGuTsT	111	ACuGGGAAuuGuuAcAGcATsT	183	AD-10836	
231-249	UCUUCUGCUGUAAAUGCUGTsT	112	CAGCAUUUACAGCAGAAGATsT	184	AD-9903	
231-249	ucuucuGcuGuAAAUgcuGTsT	113	cAGcAUUuAcAGcAGAAGATsT	185	AD-10813	
231-249	ucuucuGcuGuAAAUgcuGTsT	114	cAGcAuuuAcAGcAGAAGATsT	186	AD-10837	
60-78	CUGCCUGUCUCCUGCUUCUTsT	115	AGAAGCAGGAGACAGGCAGTsT	187	AD-9904	
60-78	cuGccuGucuccuGcuucuTsT	116	AGAAGcAGGAGAcAGGcAGTsT	188	AD-10814	
60-78	cuGccuGucuccuGcuucuTsT	117	AGAAGcAGGAGAcAGGcAGTsT	189		
61-79	UGCCUGUCUCCUGCUUCUTsT	118	GAGAAGCAGGAGACAGGCATsT	190	AD-9905	
61-79	uGccuGucuccuGcuucucTsT	119	GAGAAGcAGGAGAcAGGcATsT	191	AD-10815	
61-79	uGccuGucuccuGcuucucTsT	120	GAGAAGcAGGAGAcAGGcATsT	192		
59-77	GCUGCCUGUCUCCUGCUUCUTsT	121	GAAGCAGGAGACAGGCAGTsT	193	AD-9906	
59-77	GcuGccuGucuccuGcuucTsT	122	GAAGcAGGAGAcAGGcAGTsT	194	AD-10816	
59-77	GcuGccuGucuccuGcuucTsT	123	GAAGcAGGAGAcAGGcAGTsT	195		
62-80	GCCUGUCUCCUGCUUCUCTsT	124	GGAGAAGCAGGAGACAGGCTsT	196	AD-9907	
62-80	GccuGucuccuGcuucuccTsT	125	GGAGAAGcAGGAGAcAGGCTsT	197	AD-10817	
62-80	GccuGucuccuGcuucuccTsT	126	GGAGAAGcAGGAGAcAGGCTsT	198		
56-74	CAGGCUGCCUGUCUCCUGTsT	127	GCAGGAGACAGGCAGCCUGTsT	199	AD-9908	
56-74	cAGGcuGccuGucuccuGcTsT	128	GcAGGAGAcAGGcAGCCUGTsT	200	AD-10818	
56-74	cAGGcuGccuGucuccuGcTsT	129	GcAGGAGAcAGGcAGCCuGTsT	201	AD-10838	
232-250	CUUCUGCUGUAAAUGCUGUTsT	130	ACAGCAUUUACAGCAGAAGTsT	202	AD-9909	
232-250	cuucuGcuGuAAAUgcuGuTsT	131	AcAGcAUUuAcAGcAGAAGTsT	203	AD-10819	
232-250	cuucuGcuGuAAAUgcuGuTsT	132	AcAGcAuuuAcAGcAGAAGTsT	204	AD-10839	
233-251	UUCUGCUGUAAAUGCUGUATsT	133	UACAGCAUUUACAGCAGAATsT	205	AD-9910	
233-251	uucuGcuGuAAAUgcuGuATsT	134	uAcAGcAUUuAcAGcAGAATsT	206	AD-10820	
233-251	uucuGcuGuAAAUgcuGuATsT	135	uAcAGcAuuuAcAGcAGAATsT	207	AD-10840	
234-252	UCUGCUGUAAAUGCUGUATsT	136	UUACAGCAUUUACAGCAGATsT	208	AD-9911	
234-252	ucuGcuGuAAAUgcuGuAATsT	137	UuAcAGcAUUuAcAGcAGATsT	209	AD-10821	
234-252	ucuGcuGuAAAUgcuGuAATsT	138	uuAcAGcAuuuAcAGcAGATsT	210	AD-10841	
57-75	AGGCUGCCUGUCUCCUGCUTsT	139	AGCAGGAGACAGGCAGCCUTsT	211	AD-9912	
57-75	AGGcuGccuGucuccuGcuTsT	140	AGcAGGAGAcAGGcAGCCUTsT	212	AD-10822	
57-75	AGGcuGccuGucuccuGcuTsT	141	AGcAGGAGAcAGGcAGcCUTsT	213	AD-10842	
58-76	GGCUGCCUGUCUCCUGCUUTsT	142	AAGCAGGAGACAGGCAGCCTsT	214	AD-9913	
58-76	GGcuGccuGucuccuGcuTsT	143	AAGcAGGAGAcAGGcAGCCTsT	215	AD-10823	
58-76	GGcuGccuGucuccuGcuTsT	144	AAGcAGGAGAcAGGcAGcCTsT	216	AD-10843	

33

TABLE 2B

Activity.			
position in mouse access. #	duplex name	% inhib at 50 nM (%)	IC50 (uM)
171-189	AD-9890	95	0.052
171-189	AD-10800	86	0.056
171-189	AD-10824	22	
172-190	AD-9891	89	0.15
172-190	AD-10801	17	
172-190	AD-10825	16	
170-188	AD-9892	91	0.099
170-188	AD-10802	23	
170-188	AD-10826	44	
284-302	AD-9893	70	
284-302	AD-10803	80	0.34
284-302	AD-10827	65	
173-191	AD-9894	64	
173-191	AD-10804	27	
173-191	AD-10828	0	
177-195	AD-9895	71	
177-195	AD-10805	40	
177-195	AD-10829	57	
178-196	AD-9896	30	
178-196	AD-10806	26	
178-196	AD-10830	23	
100-118	AD-9897	62	
100-118	AD-10807	11	
100-118	AD-10831	3	
120-138	AD-9898	86	0.031
120-138	AD-10808	85	0.076
120-138	AD-10832	83	14
176-194	AD-9899	61	
176-194	AD-10809	62	
176-194	AD-10833	61	
372-390	AD-9900	56	
372-390	AD-10810	17	
372-390	AD-10834	0	
169-187	AD-9901	95	0.096
169-187	AD-10811	25	
169-187	AD-10835	10	
245-263	AD-9902	94	0.032
245-263	AD-10812	92	0.03

34

TABLE 2B-continued

Activity.			
position in mouse access. #	duplex name	% inhib at 50 nM (%)	IC50 (uM)
245-263	AD-10836	88	0.065
231-249	AD-9903	69	
231-249	AD-10813	58	
231-249	AD-10837	73	11
60-78	AD-9904	76	
60-78	AD-10814	29	
60-78			
61-79	AD-9905	43	
61-79	AD-10815	18	
61-79			
59-77	AD-9906	71	
59-77	AD-10816		
59-77			
62-80	AD-9907	72	
62-80	AD-10817	3	
62-80			
56-74	AD-9908	76	
56-74	AD-10818	16	
56-74	AD-10838	8	
232-250	AD-9909	79	
232-250	AD-10819	39	
232-250	AD-10839	35	
233-251	AD-9910	70	
233-251	AD-10820	55	
233-251	AD-10840	74	2.7
234-252	AD-9911	66	
234-252	AD-10821	66	
234-252	AD-10841	58	
57-75	AD-9912	56	
57-75	AD-10822	0	
57-75	AD-10842	0	
58-76	AD-9913	63	
58-76	AD-10823	0	
58-76	AD-10843	3	

Table 3: Modified Duplexes: Sequences and Activity in COS-7 Cells

TABLE 3A

Sequences						
position in human access. #	parent Duplex	Sense strand sequence (5'-3')	SEQ ID NO	Antisense strand sequence (5'-3')	SEQ ID NO	duplex name
283-301	AD-9915	GcuGcuGucAucGAucAAATsT	217	uuuGAUCGAuGAcAGcAGCTsT	234	AD-11449
56-74	AD-9917	ccAGAcAGAcGGcAcGAuGTsT	218	cAUCGuGCCGUCuGUCuGGTsT	235	AD-11450
238-256	AD-9919	GAAGGAGGcGAGAcAcccATsT	219	uGGGuGUCUCGCCUCcUCTsT	236	AD-11451
315-333	AD-9920	uGcAAGAcGuAGAAccuAcTsT	220	GuAGGuUCuACGUCuUGcATsT	237	AD-11452
291-309	AD-9922	cAucGAucAAAGuGuGGGATsT	221	UCcAcAcCuuuGAUCGAuGTsT	238	AD-11453
57-75	AD-9923	cAGAcAGAcGGcAcGAuGGTsT	222	CcAUCGuGCCGUCuGUCuGTsT	239	AD-11454
243-261	AD-9925	AGGcGAGAcAcccAcuuccTsT	223	GGAAGuGGGuGUCUGCCUTsT	240	AD-11455
314-332	AD-9935	cuGcAAGAcGuAGAAccuATsT	224	uAGGuUCuACGUCuuGcAGTsT	241	AD-11456
65-83	AD-9940	cGGcAcGAuGGcAcuGAGcTsT	225	GCUCAGuGCcAUCGuGCCGTsT	242	AD-11457
285-303	AD-9941	uGcuGucAucGAucAAAGuTsT	226	ACuuuGAUCGAuGAcAGcATsT	243	AD-11458
382-400	AD-9942	GAAcAuAGGucuuGGAAuATsT	227	uAuUCcAAGACCuAuGuUCTsT	244	AD-11459
282-300	AD-9943	GGcuGcuGucAucGAucAATsT	228	uuGAUCGAuGAcAGcAGCCTsT	245	AD-11460

TABLE 3A-continued

Sequences							
position in human access. #	parent Duplex	Sense strand sequence (5'-3')	SEQ ID NO	Antisense strand sequence (5'-3')	SEQ ID NO	duplex name	
284-302	AD-9944	cuGcuGucAucGAucAAAGTsT	229	CuuuGAUCGAuGAcAGcAGTsT	246	AD-11461	
280-298	AD-9945	GcGGcuGcuGucAucGAucTsT	230	GAUCGAuGAcAGcAGCCGCTsT	247	AD-11462	
286-304	AD-9946	GcuGucAucGAucAAAGuGTsT	231	cACuuuGAUCGAuGAcAGCTsT	248	AD-11463	
287-305	AD-9947	cuGucAucGAucAAAGuGuTsT	232	AcACuuuGAUCGAuGAcAGTsT	249	AD-11464	
289-307	AD-9948	GucAucGAucAAAGuGuGGTsT	233	CcAcACuuuGAUCGAuGACTsT	250	AD-11465	

TABLE 3B

Activity					20
position in human access. #	parent Duplex	duplex name	% inhib	IC50 (nM)	
283-301	AD-9915	AD-11449	16		25
56-74	AD-9917	AD-11450	84	4.04	
238-256	AD-9919	AD-11451	10		30
315-333	AD-9920	AD-11452	60		
291-309	AD-9922	AD-11453	88	0.33	
57-75	AD-9923	AD-11454	52		
243-261	AD-9925	AD-11455	37		
314-332	AD-9935	AD-11456	63		
65-83	AD-9940	AD-11457	29		

TABLE 3B-continued

Activity				
position in human access. #	parent Duplex	duplex name	% inhib	IC50 (nM)
285-303	AD-9941	AD-11458	85	0.66
382-400	AD-9942	AD-11459	88	0.18
282-300	AD-9943	AD-11460	21	
284-302	AD-9944	AD-11461	28	
280-298	AD-9945	AD-11462	60	
286-304	AD-9946	AD-11463	31	
287-305	AD-9947	AD-11464	53	
289-307	AD-9948	AD-11465	55	

SEQUENCE LISTING

<160> NUMBER OF SEQ ID NOS: 250

<210> SEQ ID NO 1

<211> LENGTH: 21

<212> TYPE: DNA

<213> ORGANISM: Artificial sequence

<220> FEATURE:

<223> OTHER INFORMATION: siRNAs targeting hamp

<220> FEATURE:

<223> OTHER INFORMATION: 5'-terminal nucleic acid is a nucleoside, i.e. base + sugar but lacking 5'-phosphate

<220> FEATURE:

<221> NAME/KEY: modified_base

<222> LOCATION: 21

<223> OTHER INFORMATION: /mod_base = "5'-thio thymidine"

<220> FEATURE:

<221> NAME/KEY: modified_base

<222> LOCATION: 1..19

<223> OTHER INFORMATION: /mod_base = "2'-hydroxy corresponding base"

<400> SEQUENCE: 1

cccagaacau aggucuuggt t

21

<210> SEQ ID NO 2

<211> LENGTH: 21

<212> TYPE: DNA

<213> ORGANISM: Artificial sequence

<220> FEATURE:

<223> OTHER INFORMATION: siRNAs targeting hamp

<220> FEATURE:

<223> OTHER INFORMATION: 5'-terminal nucleic acid is a nucleoside, i.e. base + sugar but lacking 5'-phosphate

-continued

```

<220> FEATURE:
<221> NAME/KEY: modified_base
<222> LOCATION: 21
<223> OTHER INFORMATION: /mod_base = "5'-thio thymidine"
<220> FEATURE:
<221> NAME/KEY: modified_base
<222> LOCATION: 1..19
<223> OTHER INFORMATION: /mod_base = "2'-hydroxy corresponding base"

<400> SEQUENCE: 2

gcugcuguca ucgaucaaat t                               21

<210> SEQ ID NO 3
<211> LENGTH: 21
<212> TYPE: DNA
<213> ORGANISM: Artificial sequence
<220> FEATURE:
<223> OTHER INFORMATION: siRNAs targeting hamp
<220> FEATURE:
<223> OTHER INFORMATION: 5'-terminal nucleic acid is a nucleoside, i.e.
      base + sugar but lacking 5'-phosphate
<220> FEATURE:
<221> NAME/KEY: modified_base
<222> LOCATION: 21
<223> OTHER INFORMATION: /mod_base = "5'-thio thymidine"
<220> FEATURE:
<221> NAME/KEY: modified_base
<222> LOCATION: 1..19
<223> OTHER INFORMATION: /mod_base = "2'-hydroxy corresponding base"

<400> SEQUENCE: 3

cacaacagac gggacaacut t                               21

<210> SEQ ID NO 4
<211> LENGTH: 21
<212> TYPE: DNA
<213> ORGANISM: Artificial sequence
<220> FEATURE:
<223> OTHER INFORMATION: siRNAs targeting hamp
<220> FEATURE:
<223> OTHER INFORMATION: 5'-terminal nucleic acid is a nucleoside, i.e.
      base + sugar but lacking 5'-phosphate
<220> FEATURE:
<221> NAME/KEY: modified_base
<222> LOCATION: 21
<223> OTHER INFORMATION: /mod_base = "5'-thio thymidine"
<220> FEATURE:
<221> NAME/KEY: modified_base
<222> LOCATION: 1..19
<223> OTHER INFORMATION: /mod_base = "2'-hydroxy corresponding base"

<400> SEQUENCE: 4

ccagacagac ggcacgaugt t                               21

<210> SEQ ID NO 5
<211> LENGTH: 21
<212> TYPE: DNA
<213> ORGANISM: Artificial sequence
<220> FEATURE:
<223> OTHER INFORMATION: siRNAs targeting hamp
<220> FEATURE:
<223> OTHER INFORMATION: 5'-terminal nucleic acid is a nucleoside, i.e.
      base + sugar but lacking 5'-phosphate
<220> FEATURE:
<221> NAME/KEY: modified_base
<222> LOCATION: 21
<223> OTHER INFORMATION: /mod_base = "5'-thio thymidine"
<220> FEATURE:
<221> NAME/KEY: modified_base
<222> LOCATION: 1..19
<223> OTHER INFORMATION: /mod_base = "2'-hydroxy corresponding base"

```

-continued

<400> SEQUENCE: 5

ugcugcaaga cguagaacct t 21

<210> SEQ ID NO 6

<211> LENGTH: 21

<212> TYPE: DNA

<213> ORGANISM: Artificial sequence

<220> FEATURE:

<223> OTHER INFORMATION: siRNAs targeting hamp

<220> FEATURE:

<223> OTHER INFORMATION: 5'-terminal nucleic acid is a nucleoside, i.e. base + sugar but lacking 5'-phosphate

<220> FEATURE:

<221> NAME/KEY: modified_base

<222> LOCATION: 21

<223> OTHER INFORMATION: /mod_base = "5'-thio thymidine"

<220> FEATURE:

<221> NAME/KEY: modified_base

<222> LOCATION: 1..19

<223> OTHER INFORMATION: /mod_base = "2'-hydroxy corresponding base"

<400> SEQUENCE: 6

gaaggaggcg agacacccat t 21

<210> SEQ ID NO 7

<211> LENGTH: 21

<212> TYPE: DNA

<213> ORGANISM: Artificial sequence

<220> FEATURE:

<223> OTHER INFORMATION: siRNAs targeting hamp

<220> FEATURE:

<223> OTHER INFORMATION: 5'-terminal nucleic acid is a nucleoside, i.e. base + sugar but lacking 5'-phosphate

<220> FEATURE:

<221> NAME/KEY: modified_base

<222> LOCATION: 21

<223> OTHER INFORMATION: /mod_base = "5'-thio thymidine"

<220> FEATURE:

<221> NAME/KEY: modified_base

<222> LOCATION: 1..19

<223> OTHER INFORMATION: /mod_base = "2'-hydroxy corresponding base"

<400> SEQUENCE: 7

ugcaagacgu agaaccuact t 21

<210> SEQ ID NO 8

<211> LENGTH: 21

<212> TYPE: DNA

<213> ORGANISM: Artificial sequence

<220> FEATURE:

<223> OTHER INFORMATION: siRNAs targeting hamp

<220> FEATURE:

<223> OTHER INFORMATION: 5'-terminal nucleic acid is a nucleoside, i.e. base + sugar but lacking 5'-phosphate

<220> FEATURE:

<221> NAME/KEY: modified_base

<222> LOCATION: 21

<223> OTHER INFORMATION: /mod_base = "5'-thio thymidine"

<220> FEATURE:

<221> NAME/KEY: modified_base

<222> LOCATION: 1..19

<223> OTHER INFORMATION: /mod_base = "2'-hydroxy corresponding base"

<400> SEQUENCE: 8

acagacggga caacuugcat t 21

<210> SEQ ID NO 9

<211> LENGTH: 21

<212> TYPE: DNA

<213> ORGANISM: Artificial sequence

<220> FEATURE:

-continued

```

<223> OTHER INFORMATION: siRNAs targeting hamp
<220> FEATURE:
<223> OTHER INFORMATION: 5'-terminal nucleic acid is a nucleoside, i.e.
    base + sugar but lacking 5'-phosphate
<220> FEATURE:
<221> NAME/KEY: modified_base
<222> LOCATION: 21
<223> OTHER INFORMATION: /mod_base = "5'-thio thymidine"
<220> FEATURE:
<221> NAME/KEY: modified_base
<222> LOCATION: 1..19
<223> OTHER INFORMATION: /mod_base = "2'-hydroxy corresponding base"

<400> SEQUENCE: 9

```

```

caucgaucaa aguguggat t                                     21

```

```

<210> SEQ ID NO 10
<211> LENGTH: 21
<212> TYPE: DNA
<213> ORGANISM: Artificial sequence
<220> FEATURE:
<223> OTHER INFORMATION: siRNAs targeting hamp
<220> FEATURE:
<223> OTHER INFORMATION: 5'-terminal nucleic acid is a nucleoside, i.e.
    base + sugar but lacking 5'-phosphate
<220> FEATURE:
<221> NAME/KEY: modified_base
<222> LOCATION: 21
<223> OTHER INFORMATION: /mod_base = "5'-thio thymidine"
<220> FEATURE:
<221> NAME/KEY: modified_base
<222> LOCATION: 1..19
<223> OTHER INFORMATION: /mod_base = "2'-hydroxy corresponding base"

<400> SEQUENCE: 10

```

```

cagacagacg gcacgaugt t                                     21

```

```

<210> SEQ ID NO 11
<211> LENGTH: 21
<212> TYPE: DNA
<213> ORGANISM: Artificial sequence
<220> FEATURE:
<223> OTHER INFORMATION: siRNAs targeting hamp
<220> FEATURE:
<223> OTHER INFORMATION: 5'-terminal nucleic acid is a nucleoside, i.e.
    base + sugar but lacking 5'-phosphate
<220> FEATURE:
<221> NAME/KEY: modified_base
<222> LOCATION: 21
<223> OTHER INFORMATION: /mod_base = "5'-thio thymidine"
<220> FEATURE:
<221> NAME/KEY: modified_base
<222> LOCATION: 1..19
<223> OTHER INFORMATION: /mod_base = "2'-hydroxy corresponding base"

<400> SEQUENCE: 11

```

```

gcgaaggagg cgagacacct t                                     21

```

```

<210> SEQ ID NO 12
<211> LENGTH: 21
<212> TYPE: DNA
<213> ORGANISM: Artificial sequence
<220> FEATURE:
<223> OTHER INFORMATION: siRNAs targeting hamp
<220> FEATURE:
<223> OTHER INFORMATION: 5'-terminal nucleic acid is a nucleoside, i.e.
    base + sugar but lacking 5'-phosphate
<220> FEATURE:
<221> NAME/KEY: modified_base
<222> LOCATION: 21
<223> OTHER INFORMATION: /mod_base = "5'-thio thymidine"
<220> FEATURE:
<221> NAME/KEY: modified_base

```

-continued

<222> LOCATION: 1..19
<223> OTHER INFORMATION: /mod_base = "2'-hydroxy corresponding base"

<400> SEQUENCE: 12

aggcgagaca cccacuucct t 21

<210> SEQ ID NO 13
<211> LENGTH: 21
<212> TYPE: DNA
<213> ORGANISM: Artificial sequence
<220> FEATURE:
<223> OTHER INFORMATION: siRNAs targeting hamp
<220> FEATURE:
<223> OTHER INFORMATION: 5'-terminal nucleic acid is a nucleoside, i.e.
base + sugar but lacking 5'-phosphate
<220> FEATURE:
<221> NAME/KEY: modified_base
<222> LOCATION: 21
<223> OTHER INFORMATION: /mod_base = "5'-thio thymidine"
<220> FEATURE:
<221> NAME/KEY: modified_base
<222> LOCATION: 1..19
<223> OTHER INFORMATION: /mod_base = "2'-hydroxy corresponding base"

<400> SEQUENCE: 13

ugucacucgg ucccagacat t 21

<210> SEQ ID NO 14
<211> LENGTH: 21
<212> TYPE: DNA
<213> ORGANISM: Artificial sequence
<220> FEATURE:
<223> OTHER INFORMATION: siRNAs targeting hamp
<220> FEATURE:
<223> OTHER INFORMATION: 5'-terminal nucleic acid is a nucleoside, i.e.
base + sugar but lacking 5'-phosphate
<220> FEATURE:
<221> NAME/KEY: modified_base
<222> LOCATION: 21
<223> OTHER INFORMATION: /mod_base = "5'-thio thymidine"
<220> FEATURE:
<221> NAME/KEY: modified_base
<222> LOCATION: 1..19
<223> OTHER INFORMATION: /mod_base = "2'-hydroxy corresponding base"

<400> SEQUENCE: 14

caagacguag aaccuacut t 21

<210> SEQ ID NO 15
<211> LENGTH: 21
<212> TYPE: DNA
<213> ORGANISM: Artificial sequence
<220> FEATURE:
<223> OTHER INFORMATION: siRNAs targeting hamp
<220> FEATURE:
<223> OTHER INFORMATION: 5'-terminal nucleic acid is a nucleoside, i.e.
base + sugar but lacking 5'-phosphate
<220> FEATURE:
<221> NAME/KEY: modified_base
<222> LOCATION: 21
<223> OTHER INFORMATION: /mod_base = "5'-thio thymidine"
<220> FEATURE:
<221> NAME/KEY: modified_base
<222> LOCATION: 1..19
<223> OTHER INFORMATION: /mod_base = "2'-hydroxy corresponding base"

<400> SEQUENCE: 15

ucacucgguc ccagacacct t 21

<210> SEQ ID NO 16
<211> LENGTH: 21

-continued

<212> TYPE: DNA
 <213> ORGANISM: Artificial sequence
 <220> FEATURE:
 <223> OTHER INFORMATION: siRNAs targeting hamp
 <220> FEATURE:
 <223> OTHER INFORMATION: 5'-terminal nucleic acid is a nucleoside, i.e.
 base + sugar but lacking 5'-phosphate
 <220> FEATURE:
 <221> NAME/KEY: modified_base
 <222> LOCATION: 21
 <223> OTHER INFORMATION: /mod_base = "5'-thio thymidine"
 <220> FEATURE:
 <221> NAME/KEY: modified_base
 <222> LOCATION: 1..19
 <223> OTHER INFORMATION: /mod_base = "2'-hydroxy corresponding base"

<400> SEQUENCE: 16

 ccacaacaga cgggacaact t 21

<210> SEQ ID NO 17
 <211> LENGTH: 21
 <212> TYPE: DNA
 <213> ORGANISM: Artificial sequence
 <220> FEATURE:
 <223> OTHER INFORMATION: siRNAs targeting hamp
 <220> FEATURE:
 <223> OTHER INFORMATION: 5'-terminal nucleic acid is a nucleoside, i.e.
 base + sugar but lacking 5'-phosphate
 <220> FEATURE:
 <221> NAME/KEY: modified_base
 <222> LOCATION: 21
 <223> OTHER INFORMATION: /mod_base = "5'-thio thymidine"
 <220> FEATURE:
 <221> NAME/KEY: modified_base
 <222> LOCATION: 1..19
 <223> OTHER INFORMATION: /mod_base = "2'-hydroxy corresponding base"

<400> SEQUENCE: 17

 caacagacgg gacaacuugt t 21

<210> SEQ ID NO 18
 <211> LENGTH: 21
 <212> TYPE: DNA
 <213> ORGANISM: Artificial sequence
 <220> FEATURE:
 <223> OTHER INFORMATION: siRNAs targeting hamp
 <220> FEATURE:
 <223> OTHER INFORMATION: 5'-terminal nucleic acid is a nucleoside, i.e.
 base + sugar but lacking 5'-phosphate
 <220> FEATURE:
 <221> NAME/KEY: modified_base
 <222> LOCATION: 21
 <223> OTHER INFORMATION: /mod_base = "5'-thio thymidine"
 <220> FEATURE:
 <221> NAME/KEY: modified_base
 <222> LOCATION: 1..19
 <223> OTHER INFORMATION: /mod_base = "2'-hydroxy corresponding base"

<400> SEQUENCE: 18

 aagacguaga accuaccugt t 21

<210> SEQ ID NO 19
 <211> LENGTH: 21
 <212> TYPE: DNA
 <213> ORGANISM: Artificial sequence
 <220> FEATURE:
 <223> OTHER INFORMATION: siRNAs targeting hamp
 <220> FEATURE:
 <223> OTHER INFORMATION: 5'-terminal nucleic acid is a nucleoside, i.e.
 base + sugar but lacking 5'-phosphate
 <220> FEATURE:
 <221> NAME/KEY: modified_base
 <222> LOCATION: 21

-continued

```

<223> OTHER INFORMATION: /mod_base = "5'-thio thymidine"
<220> FEATURE:
<221> NAME/KEY: modified_base
<222> LOCATION: 1..19
<223> OTHER INFORMATION: /mod_base = "2'-hydroxy corresponding base"

<400> SEQUENCE: 19

auguuccaga ggccaaggat t                               21

<210> SEQ ID NO 20
<211> LENGTH: 21
<212> TYPE: DNA
<213> ORGANISM: Artificial sequence
<220> FEATURE:
<223> OTHER INFORMATION: siRNAs targeting hamp
<220> FEATURE:
<223> OTHER INFORMATION: 5'-terminal nucleic acid is a nucleoside, i.e.
      base + sugar but lacking 5'-phosphate
<220> FEATURE:
<221> NAME/KEY: modified_base
<222> LOCATION: 21
<223> OTHER INFORMATION: /mod_base = "5'-thio thymidine"
<220> FEATURE:
<221> NAME/KEY: modified_base
<222> LOCATION: 1..19
<223> OTHER INFORMATION: /mod_base = "2'-hydroxy corresponding base"

<400> SEQUENCE: 20

ccauguucca gaggcgaagt t                               21

<210> SEQ ID NO 21
<211> LENGTH: 21
<212> TYPE: DNA
<213> ORGANISM: Artificial sequence
<220> FEATURE:
<223> OTHER INFORMATION: siRNAs targeting hamp
<220> FEATURE:
<223> OTHER INFORMATION: 5'-terminal nucleic acid is a nucleoside, i.e.
      base + sugar but lacking 5'-phosphate
<220> FEATURE:
<221> NAME/KEY: modified_base
<222> LOCATION: 21
<223> OTHER INFORMATION: /mod_base = "5'-thio thymidine"
<220> FEATURE:
<221> NAME/KEY: modified_base
<222> LOCATION: 1..19
<223> OTHER INFORMATION: /mod_base = "2'-hydroxy corresponding base"

<400> SEQUENCE: 21

cauguuccag aggcgaagt t                               21

<210> SEQ ID NO 22
<211> LENGTH: 21
<212> TYPE: DNA
<213> ORGANISM: Artificial sequence
<220> FEATURE:
<223> OTHER INFORMATION: siRNAs targeting hamp
<220> FEATURE:
<223> OTHER INFORMATION: 5'-terminal nucleic acid is a nucleoside, i.e.
      base + sugar but lacking 5'-phosphate
<220> FEATURE:
<221> NAME/KEY: modified_base
<222> LOCATION: 21
<223> OTHER INFORMATION: /mod_base = "5'-thio thymidine"
<220> FEATURE:
<221> NAME/KEY: modified_base
<222> LOCATION: 1..19
<223> OTHER INFORMATION: /mod_base = "2'-hydroxy corresponding base"

<400> SEQUENCE: 22

cugcaagacg uagaaccuat t                               21

```

-continued

```

<210> SEQ ID NO 23
<211> LENGTH: 21
<212> TYPE: DNA
<213> ORGANISM: Artificial sequence
<220> FEATURE:
<223> OTHER INFORMATION: siRNAs targeting hamp
<220> FEATURE:
<223> OTHER INFORMATION: 5'-terminal nucleic acid is a nucleoside, i.e.
base + sugar but lacking 5'-phosphate
<220> FEATURE:
<221> NAME/KEY: modified_base
<222> LOCATION: 21
<223> OTHER INFORMATION: /mod_base = "5'-thio thymidine"
<220> FEATURE:
<221> NAME/KEY: modified_base
<222> LOCATION: 1..19
<223> OTHER INFORMATION: /mod_base = "2'-hydroxy corresponding base"

<400> SEQUENCE: 23

acguagaacc uaccugcct t                               21

```

```

<210> SEQ ID NO 24
<211> LENGTH: 21
<212> TYPE: DNA
<213> ORGANISM: Artificial sequence
<220> FEATURE:
<223> OTHER INFORMATION: siRNAs targeting hamp
<220> FEATURE:
<223> OTHER INFORMATION: 5'-terminal nucleic acid is a nucleoside, i.e.
base + sugar but lacking 5'-phosphate
<220> FEATURE:
<221> NAME/KEY: modified_base
<222> LOCATION: 21
<223> OTHER INFORMATION: /mod_base = "5'-thio thymidine"
<220> FEATURE:
<221> NAME/KEY: modified_base
<222> LOCATION: 1..19
<223> OTHER INFORMATION: /mod_base = "2'-hydroxy corresponding base"

<400> SEQUENCE: 24

ugucaucgau caaaguggt t                               21

```

```

<210> SEQ ID NO 25
<211> LENGTH: 21
<212> TYPE: DNA
<213> ORGANISM: Artificial sequence
<220> FEATURE:
<223> OTHER INFORMATION: siRNAs targeting hamp
<220> FEATURE:
<223> OTHER INFORMATION: 5'-terminal nucleic acid is a nucleoside, i.e.
base + sugar but lacking 5'-phosphate
<220> FEATURE:
<221> NAME/KEY: modified_base
<222> LOCATION: 21
<223> OTHER INFORMATION: /mod_base = "5'-thio thymidine"
<220> FEATURE:
<221> NAME/KEY: modified_base
<222> LOCATION: 1..19
<223> OTHER INFORMATION: /mod_base = "2'-hydroxy corresponding base"

<400> SEQUENCE: 25

agacagacgg cacgaugct t                               21

```

```

<210> SEQ ID NO 26
<211> LENGTH: 21
<212> TYPE: DNA
<213> ORGANISM: Artificial sequence
<220> FEATURE:
<223> OTHER INFORMATION: siRNAs targeting hamp
<220> FEATURE:
<223> OTHER INFORMATION: 5'-terminal nucleic acid is a nucleoside, i.e.
base + sugar but lacking 5'-phosphate

```

-continued

```

<220> FEATURE:
<221> NAME/KEY: modified_base
<222> LOCATION: 21
<223> OTHER INFORMATION: /mod_base = "5'-thio thymidine"
<220> FEATURE:
<221> NAME/KEY: modified_base
<222> LOCATION: 1..19
<223> OTHER INFORMATION: /mod_base = "2'-hydroxy corresponding base"

<400> SEQUENCE: 26

ugaccagugg cucuguuut t                                     21

<210> SEQ ID NO 27
<211> LENGTH: 21
<212> TYPE: DNA
<213> ORGANISM: Artificial sequence
<220> FEATURE:
<223> OTHER INFORMATION: siRNAs targeting hamp
<220> FEATURE:
<223> OTHER INFORMATION: 5'-terminal nucleic acid is a nucleoside, i.e.
      base + sugar but lacking 5'-phosphate
<220> FEATURE:
<221> NAME/KEY: modified_base
<222> LOCATION: 21
<223> OTHER INFORMATION: /mod_base = "5'-thio thymidine"
<220> FEATURE:
<221> NAME/KEY: modified_base
<222> LOCATION: 1..19
<223> OTHER INFORMATION: /mod_base = "2'-hydroxy corresponding base"

<400> SEQUENCE: 27

cggcacgaug gcacugagct t                                     21

<210> SEQ ID NO 28
<211> LENGTH: 21
<212> TYPE: DNA
<213> ORGANISM: Artificial sequence
<220> FEATURE:
<223> OTHER INFORMATION: siRNAs targeting hamp
<220> FEATURE:
<223> OTHER INFORMATION: 5'-terminal nucleic acid is a nucleoside, i.e.
      base + sugar but lacking 5'-phosphate
<220> FEATURE:
<221> NAME/KEY: modified_base
<222> LOCATION: 21
<223> OTHER INFORMATION: /mod_base = "5'-thio thymidine"
<220> FEATURE:
<221> NAME/KEY: modified_base
<222> LOCATION: 1..19
<223> OTHER INFORMATION: /mod_base = "2'-hydroxy corresponding base"

<400> SEQUENCE: 28

ugcugucauc gaucaaagut t                                     21

<210> SEQ ID NO 29
<211> LENGTH: 21
<212> TYPE: DNA
<213> ORGANISM: Artificial sequence
<220> FEATURE:
<223> OTHER INFORMATION: siRNAs targeting hamp
<220> FEATURE:
<223> OTHER INFORMATION: 5'-terminal nucleic acid is a nucleoside, i.e.
      base + sugar but lacking 5'-phosphate
<220> FEATURE:
<221> NAME/KEY: modified_base
<222> LOCATION: 21
<223> OTHER INFORMATION: /mod_base = "5'-thio thymidine"
<220> FEATURE:
<221> NAME/KEY: modified_base
<222> LOCATION: 1..19
<223> OTHER INFORMATION: /mod_base = "2'-hydroxy corresponding base"

<400> SEQUENCE: 29

```

-continued

gaacauaggu cuuggauat t 21

<210> SEQ ID NO 30
 <211> LENGTH: 21
 <212> TYPE: DNA
 <213> ORGANISM: Artificial sequence
 <220> FEATURE:
 <223> OTHER INFORMATION: siRNAs targeting hamp
 <220> FEATURE:
 <223> OTHER INFORMATION: 5'-terminal nucleic acid is a nucleoside, i.e.
 base + sugar but lacking 5'-phosphate
 <220> FEATURE:
 <221> NAME/KEY: modified_base
 <222> LOCATION: 21
 <223> OTHER INFORMATION: /mod_base = "5'-thio thymidine"
 <220> FEATURE:
 <221> NAME/KEY: modified_base
 <222> LOCATION: 1..19
 <223> OTHER INFORMATION: /mod_base = "2'-hydroxy corresponding base"
 <400> SEQUENCE: 30

ggcugcuguc aucgaucaat t 21

<210> SEQ ID NO 31
 <211> LENGTH: 21
 <212> TYPE: DNA
 <213> ORGANISM: Artificial sequence
 <220> FEATURE:
 <223> OTHER INFORMATION: siRNAs targeting hamp
 <220> FEATURE:
 <223> OTHER INFORMATION: 5'-terminal nucleic acid is a nucleoside, i.e.
 base + sugar but lacking 5'-phosphate
 <220> FEATURE:
 <221> NAME/KEY: modified_base
 <222> LOCATION: 21
 <223> OTHER INFORMATION: /mod_base = "5'-thio thymidine"
 <220> FEATURE:
 <221> NAME/KEY: modified_base
 <222> LOCATION: 1..19
 <223> OTHER INFORMATION: /mod_base = "2'-hydroxy corresponding base"
 <400> SEQUENCE: 31

cugcuguc au cgaucgaaagt t 21

<210> SEQ ID NO 32
 <211> LENGTH: 21
 <212> TYPE: DNA
 <213> ORGANISM: Artificial sequence
 <220> FEATURE:
 <223> OTHER INFORMATION: siRNAs targeting hamp
 <220> FEATURE:
 <223> OTHER INFORMATION: 5'-terminal nucleic acid is a nucleoside, i.e.
 base + sugar but lacking 5'-phosphate
 <220> FEATURE:
 <221> NAME/KEY: modified_base
 <222> LOCATION: 21
 <223> OTHER INFORMATION: /mod_base = "5'-thio thymidine"
 <220> FEATURE:
 <221> NAME/KEY: modified_base
 <222> LOCATION: 1..19
 <223> OTHER INFORMATION: /mod_base = "2'-hydroxy corresponding base"
 <400> SEQUENCE: 32

gcggcugcug ucaucgaut t 21

<210> SEQ ID NO 33
 <211> LENGTH: 21
 <212> TYPE: DNA
 <213> ORGANISM: Artificial sequence
 <220> FEATURE:
 <223> OTHER INFORMATION: siRNAs targeting hamp

-continued

<220> FEATURE:
 <223> OTHER INFORMATION: 5'-terminal nucleic acid is a nucleoside, i.e.
 base + sugar but lacking 5'-phosphate
 <220> FEATURE:
 <221> NAME/KEY: modified_base
 <222> LOCATION: 21
 <223> OTHER INFORMATION: /mod_base = "5'-thio thymidine"
 <220> FEATURE:
 <221> NAME/KEY: modified_base
 <222> LOCATION: 1..19
 <223> OTHER INFORMATION: /mod_base = "2'-hydroxy corresponding base"

<400> SEQUENCE: 33

gcugucaucg aucaaagugt t 21

<210> SEQ ID NO 34
 <211> LENGTH: 21
 <212> TYPE: DNA
 <213> ORGANISM: Artificial sequence
 <220> FEATURE:
 <223> OTHER INFORMATION: siRNAs targeting hamp
 <220> FEATURE:
 <223> OTHER INFORMATION: 5'-terminal nucleic acid is a nucleoside, i.e.
 base + sugar but lacking 5'-phosphate
 <220> FEATURE:
 <221> NAME/KEY: modified_base
 <222> LOCATION: 21
 <223> OTHER INFORMATION: /mod_base = "5'-thio thymidine"
 <220> FEATURE:
 <221> NAME/KEY: modified_base
 <222> LOCATION: 1..19
 <223> OTHER INFORMATION: /mod_base = "2'-hydroxy corresponding base"

<400> SEQUENCE: 34

cugucaucga ucaaagugut t 21

<210> SEQ ID NO 35
 <211> LENGTH: 21
 <212> TYPE: DNA
 <213> ORGANISM: Artificial sequence
 <220> FEATURE:
 <223> OTHER INFORMATION: siRNAs targeting hamp
 <220> FEATURE:
 <223> OTHER INFORMATION: 5'-terminal nucleic acid is a nucleoside, i.e.
 base + sugar but lacking 5'-phosphate
 <220> FEATURE:
 <221> NAME/KEY: modified_base
 <222> LOCATION: 21
 <223> OTHER INFORMATION: /mod_base = "5'-thio thymidine"
 <220> FEATURE:
 <221> NAME/KEY: modified_base
 <222> LOCATION: 1..19
 <223> OTHER INFORMATION: /mod_base = "2'-hydroxy corresponding base"

<400> SEQUENCE: 35

gucaucgauc aaaguguggt t 21

<210> SEQ ID NO 36
 <211> LENGTH: 21
 <212> TYPE: DNA
 <213> ORGANISM: Artificial sequence
 <220> FEATURE:
 <223> OTHER INFORMATION: siRNAs targeting hamp
 <220> FEATURE:
 <223> OTHER INFORMATION: 5'-terminal nucleic acid is a nucleoside, i.e.
 base + sugar but lacking 5'-phosphate
 <220> FEATURE:
 <221> NAME/KEY: modified_base
 <222> LOCATION: 21
 <223> OTHER INFORMATION: /mod_base = "5'-thio thymidine"
 <220> FEATURE:
 <221> NAME/KEY: modified_base
 <222> LOCATION: 1..19

-continued

<223> OTHER INFORMATION: /mod_base = "2'-hydroxy corresponding base"

<400> SEQUENCE: 36

acaacagacg ggacaacuut t 21

<210> SEQ ID NO 37

<211> LENGTH: 21

<212> TYPE: DNA

<213> ORGANISM: Artificial sequence

<220> FEATURE:

<223> OTHER INFORMATION: siRNAs targeting hamp

<220> FEATURE:

<223> OTHER INFORMATION: 5'-terminal nucleic acid is a nucleoside, i.e. base + sugar but lacking 5'-phosphate

<220> FEATURE:

<221> NAME/KEY: modified_base

<222> LOCATION: 21

<223> OTHER INFORMATION: /mod_base = "5'-thio thymidine"

<220> FEATURE:

<221> NAME/KEY: modified_base

<222> LOCATION: 1..19

<223> OTHER INFORMATION: /mod_base = "2'-hydroxy corresponding base"

<400> SEQUENCE: 37

ccaagaccua uguucuggt t 21

<210> SEQ ID NO 38

<211> LENGTH: 21

<212> TYPE: DNA

<213> ORGANISM: Artificial sequence

<220> FEATURE:

<223> OTHER INFORMATION: siRNAs targeting hamp

<220> FEATURE:

<223> OTHER INFORMATION: 5'-terminal nucleic acid is a nucleoside, i.e. base + sugar but lacking 5'-phosphate

<220> FEATURE:

<221> NAME/KEY: modified_base

<222> LOCATION: 21

<223> OTHER INFORMATION: /mod_base = "5'-thio thymidine"

<220> FEATURE:

<221> NAME/KEY: modified_base

<222> LOCATION: 1..19

<223> OTHER INFORMATION: /mod_base = "2'-hydroxy corresponding base"

<400> SEQUENCE: 38

uuugaucgau gacagcagct t 21

<210> SEQ ID NO 39

<211> LENGTH: 21

<212> TYPE: DNA

<213> ORGANISM: Artificial sequence

<220> FEATURE:

<223> OTHER INFORMATION: siRNAs targeting hamp

<220> FEATURE:

<223> OTHER INFORMATION: 5'-terminal nucleic acid is a nucleoside, i.e. base + sugar but lacking 5'-phosphate

<220> FEATURE:

<221> NAME/KEY: modified_base

<222> LOCATION: 21

<223> OTHER INFORMATION: /mod_base = "5'-thio thymidine"

<220> FEATURE:

<221> NAME/KEY: modified_base

<222> LOCATION: 1..19

<223> OTHER INFORMATION: /mod_base = "2'-hydroxy corresponding base"

<400> SEQUENCE: 39

aguugucccg ucuguugt t 21

<210> SEQ ID NO 40

<211> LENGTH: 21

<212> TYPE: DNA

-continued

<213> ORGANISM: Artificial sequence
 <220> FEATURE:
 <223> OTHER INFORMATION: siRNAs targeting hamp
 <220> FEATURE:
 <223> OTHER INFORMATION: 5'-terminal nucleic acid is a nucleoside, i.e.
 base + sugar but lacking 5'-phosphate
 <220> FEATURE:
 <221> NAME/KEY: modified_base
 <222> LOCATION: 21
 <223> OTHER INFORMATION: /mod_base = "5'-thio thymidine"
 <220> FEATURE:
 <221> NAME/KEY: modified_base
 <222> LOCATION: 1..19
 <223> OTHER INFORMATION: /mod_base = "2'-hydroxy corresponding base"

 <400> SEQUENCE: 40

caucgugccg ucugucuggt t 21

<210> SEQ ID NO 41
 <211> LENGTH: 21
 <212> TYPE: DNA
 <213> ORGANISM: Artificial sequence
 <220> FEATURE:
 <223> OTHER INFORMATION: siRNAs targeting hamp
 <220> FEATURE:
 <223> OTHER INFORMATION: 5'-terminal nucleic acid is a nucleoside, i.e.
 base + sugar but lacking 5'-phosphate
 <220> FEATURE:
 <221> NAME/KEY: modified_base
 <222> LOCATION: 21
 <223> OTHER INFORMATION: /mod_base = "5'-thio thymidine"
 <220> FEATURE:
 <221> NAME/KEY: modified_base
 <222> LOCATION: 1..19
 <223> OTHER INFORMATION: /mod_base = "2'-hydroxy corresponding base"

 <400> SEQUENCE: 41

gguucuacgu cuugcagcat t 21

<210> SEQ ID NO 42
 <211> LENGTH: 21
 <212> TYPE: DNA
 <213> ORGANISM: Artificial sequence
 <220> FEATURE:
 <223> OTHER INFORMATION: siRNAs targeting hamp
 <220> FEATURE:
 <223> OTHER INFORMATION: 5'-terminal nucleic acid is a nucleoside, i.e.
 base + sugar but lacking 5'-phosphate
 <220> FEATURE:
 <221> NAME/KEY: modified_base
 <222> LOCATION: 21
 <223> OTHER INFORMATION: /mod_base = "5'-thio thymidine"
 <220> FEATURE:
 <221> NAME/KEY: modified_base
 <222> LOCATION: 1..19
 <223> OTHER INFORMATION: /mod_base = "2'-hydroxy corresponding base"

 <400> SEQUENCE: 42

ugggugucuc gccuccuuct t 21

<210> SEQ ID NO 43
 <211> LENGTH: 21
 <212> TYPE: DNA
 <213> ORGANISM: Artificial sequence
 <220> FEATURE:
 <223> OTHER INFORMATION: siRNAs targeting hamp
 <220> FEATURE:
 <223> OTHER INFORMATION: 5'-terminal nucleic acid is a nucleoside, i.e.
 base + sugar but lacking 5'-phosphate
 <220> FEATURE:
 <221> NAME/KEY: modified_base
 <222> LOCATION: 21
 <223> OTHER INFORMATION: /mod_base = "5'-thio thymidine"

-continued

<220> FEATURE:
 <221> NAME/KEY: modified_base
 <222> LOCATION: 1..19
 <223> OTHER INFORMATION: /mod_base = "2'-hydroxy corresponding base"

 <400> SEQUENCE: 43

 guagguucua cgucuugcat t 21

 <210> SEQ ID NO 44
 <211> LENGTH: 21
 <212> TYPE: DNA
 <213> ORGANISM: Artificial sequence
 <220> FEATURE:
 <223> OTHER INFORMATION: siRNAs targeting hamp
 <220> FEATURE:
 <223> OTHER INFORMATION: 5'-terminal nucleic acid is a nucleoside, i.e.
 base + sugar but lacking 5'-phosphate
 <220> FEATURE:
 <221> NAME/KEY: modified_base
 <222> LOCATION: 21
 <223> OTHER INFORMATION: /mod_base = "5'-thio thymidine"
 <220> FEATURE:
 <221> NAME/KEY: modified_base
 <222> LOCATION: 1..19
 <223> OTHER INFORMATION: /mod_base = "2'-hydroxy corresponding base"

 <400> SEQUENCE: 44

 ugcaaguugu cccgucugut t 21

 <210> SEQ ID NO 45
 <211> LENGTH: 21
 <212> TYPE: DNA
 <213> ORGANISM: Artificial sequence
 <220> FEATURE:
 <223> OTHER INFORMATION: siRNAs targeting hamp
 <220> FEATURE:
 <223> OTHER INFORMATION: 5'-terminal nucleic acid is a nucleoside, i.e.
 base + sugar but lacking 5'-phosphate
 <220> FEATURE:
 <221> NAME/KEY: modified_base
 <222> LOCATION: 21
 <223> OTHER INFORMATION: /mod_base = "5'-thio thymidine"
 <220> FEATURE:
 <221> NAME/KEY: modified_base
 <222> LOCATION: 1..19
 <223> OTHER INFORMATION: /mod_base = "2'-hydroxy corresponding base"

 <400> SEQUENCE: 45

 uccacacuu ugaucgaugt t 21

 <210> SEQ ID NO 46
 <211> LENGTH: 21
 <212> TYPE: DNA
 <213> ORGANISM: Artificial sequence
 <220> FEATURE:
 <223> OTHER INFORMATION: siRNAs targeting hamp
 <220> FEATURE:
 <223> OTHER INFORMATION: 5'-terminal nucleic acid is a nucleoside, i.e.
 base + sugar but lacking 5'-phosphate
 <220> FEATURE:
 <221> NAME/KEY: modified_base
 <222> LOCATION: 21
 <223> OTHER INFORMATION: /mod_base = "5'-thio thymidine"
 <220> FEATURE:
 <221> NAME/KEY: modified_base
 <222> LOCATION: 1..19
 <223> OTHER INFORMATION: /mod_base = "2'-hydroxy corresponding base"

 <400> SEQUENCE: 46

 ccaucgugcc gucugucugt t 21

-continued

```

<210> SEQ ID NO 47
<211> LENGTH: 21
<212> TYPE: DNA
<213> ORGANISM: Artificial sequence
<220> FEATURE:
<223> OTHER INFORMATION: siRNAs targeting hamp
<220> FEATURE:
<223> OTHER INFORMATION: 5'-terminal nucleic acid is a nucleoside, i.e.
      base + sugar but lacking 5'-phosphate
<220> FEATURE:
<221> NAME/KEY: modified_base
<222> LOCATION: 21
<223> OTHER INFORMATION: /mod_base = "5'-thio thymidine"
<220> FEATURE:
<221> NAME/KEY: modified_base
<222> LOCATION: 1..19
<223> OTHER INFORMATION: /mod_base = "2'-hydroxy corresponding base"

<400> SEQUENCE: 47

ggugucucgc cuccuucget t                               21

```

```

<210> SEQ ID NO 48
<211> LENGTH: 21
<212> TYPE: DNA
<213> ORGANISM: Artificial sequence
<220> FEATURE:
<223> OTHER INFORMATION: siRNAs targeting hamp
<220> FEATURE:
<223> OTHER INFORMATION: 5'-terminal nucleic acid is a nucleoside, i.e.
      base + sugar but lacking 5'-phosphate
<220> FEATURE:
<221> NAME/KEY: modified_base
<222> LOCATION: 21
<223> OTHER INFORMATION: /mod_base = "5'-thio thymidine"
<220> FEATURE:
<221> NAME/KEY: modified_base
<222> LOCATION: 1..19
<223> OTHER INFORMATION: /mod_base = "2'-hydroxy corresponding base"

<400> SEQUENCE: 48

ggaagugggu gucucgcut t                               21

```

```

<210> SEQ ID NO 49
<211> LENGTH: 21
<212> TYPE: DNA
<213> ORGANISM: Artificial sequence
<220> FEATURE:
<223> OTHER INFORMATION: siRNAs targeting hamp
<220> FEATURE:
<223> OTHER INFORMATION: 5'-terminal nucleic acid is a nucleoside, i.e.
      base + sugar but lacking 5'-phosphate
<220> FEATURE:
<221> NAME/KEY: modified_base
<222> LOCATION: 21
<223> OTHER INFORMATION: /mod_base = "5'-thio thymidine"
<220> FEATURE:
<221> NAME/KEY: modified_base
<222> LOCATION: 1..19
<223> OTHER INFORMATION: /mod_base = "2'-hydroxy corresponding base"

<400> SEQUENCE: 49

ugucugggac cgagugacat t                               21

```

```

<210> SEQ ID NO 50
<211> LENGTH: 21
<212> TYPE: DNA
<213> ORGANISM: Artificial sequence
<220> FEATURE:
<223> OTHER INFORMATION: siRNAs targeting hamp
<220> FEATURE:
<223> OTHER INFORMATION: 5'-terminal nucleic acid is a nucleoside, i.e.
      base + sugar but lacking 5'-phosphate
<220> FEATURE:

```

-continued

```

<221> NAME/KEY: modified_base
<222> LOCATION: 21
<223> OTHER INFORMATION: /mod_base = "5'-thio thymidine"
<220> FEATURE:
<221> NAME/KEY: modified_base
<222> LOCATION: 1..19
<223> OTHER INFORMATION: /mod_base = "2'-hydroxy corresponding base"

<400> SEQUENCE: 50

agguagguuc uacgucuugt t                                     21

<210> SEQ ID NO 51
<211> LENGTH: 21
<212> TYPE: DNA
<213> ORGANISM: Artificial sequence
<220> FEATURE:
<223> OTHER INFORMATION: siRNAs targeting hamp
<220> FEATURE:
<223> OTHER INFORMATION: 5'-terminal nucleic acid is a nucleoside, i.e.
base + sugar but lacking 5'-phosphate
<220> FEATURE:
<221> NAME/KEY: modified_base
<222> LOCATION: 21
<223> OTHER INFORMATION: /mod_base = "5'-thio thymidine"
<220> FEATURE:
<221> NAME/KEY: modified_base
<222> LOCATION: 1..19
<223> OTHER INFORMATION: /mod_base = "2'-hydroxy corresponding base"

<400> SEQUENCE: 51

ggugucuggg accgagugat t                                     21

<210> SEQ ID NO 52
<211> LENGTH: 21
<212> TYPE: DNA
<213> ORGANISM: Artificial sequence
<220> FEATURE:
<223> OTHER INFORMATION: siRNAs targeting hamp
<220> FEATURE:
<223> OTHER INFORMATION: 5'-terminal nucleic acid is a nucleoside, i.e.
base + sugar but lacking 5'-phosphate
<220> FEATURE:
<221> NAME/KEY: modified_base
<222> LOCATION: 21
<223> OTHER INFORMATION: /mod_base = "5'-thio thymidine"
<220> FEATURE:
<221> NAME/KEY: modified_base
<222> LOCATION: 1..19
<223> OTHER INFORMATION: /mod_base = "2'-hydroxy corresponding base"

<400> SEQUENCE: 52

guugucccggu cuguuguggt t                                     21

<210> SEQ ID NO 53
<211> LENGTH: 21
<212> TYPE: DNA
<213> ORGANISM: Artificial sequence
<220> FEATURE:
<223> OTHER INFORMATION: siRNAs targeting hamp
<220> FEATURE:
<223> OTHER INFORMATION: 5'-terminal nucleic acid is a nucleoside, i.e.
base + sugar but lacking 5'-phosphate
<220> FEATURE:
<221> NAME/KEY: modified_base
<222> LOCATION: 21
<223> OTHER INFORMATION: /mod_base = "5'-thio thymidine"
<220> FEATURE:
<221> NAME/KEY: modified_base
<222> LOCATION: 1..19
<223> OTHER INFORMATION: /mod_base = "2'-hydroxy corresponding base"

<400> SEQUENCE: 53

```

-continued

 caaguugucc cgucuguugt t 21

<210> SEQ ID NO 54
 <211> LENGTH: 21
 <212> TYPE: DNA
 <213> ORGANISM: Artificial sequence
 <220> FEATURE:
 <223> OTHER INFORMATION: siRNAs targeting hamp
 <220> FEATURE:
 <223> OTHER INFORMATION: 5'-terminal nucleic acid is a nucleoside, i.e.
 base + sugar but lacking 5'-phosphate
 <220> FEATURE:
 <221> NAME/KEY: modified_base
 <222> LOCATION: 21
 <223> OTHER INFORMATION: /mod_base = "5'-thio thymidine"
 <220> FEATURE:
 <221> NAME/KEY: modified_base
 <222> LOCATION: 1..19
 <223> OTHER INFORMATION: /mod_base = "2'-hydroxy corresponding base"
 <400> SEQUENCE: 54

cagguagguu cuacgucuut t 21

<210> SEQ ID NO 55
 <211> LENGTH: 21
 <212> TYPE: DNA
 <213> ORGANISM: Artificial sequence
 <220> FEATURE:
 <223> OTHER INFORMATION: siRNAs targeting hamp
 <220> FEATURE:
 <223> OTHER INFORMATION: 5'-terminal nucleic acid is a nucleoside, i.e.
 base + sugar but lacking 5'-phosphate
 <220> FEATURE:
 <221> NAME/KEY: modified_base
 <222> LOCATION: 21
 <223> OTHER INFORMATION: /mod_base = "5'-thio thymidine"
 <220> FEATURE:
 <221> NAME/KEY: modified_base
 <222> LOCATION: 1..19
 <223> OTHER INFORMATION: /mod_base = "2'-hydroxy corresponding base"
 <400> SEQUENCE: 55

uccuucgccu cuggaacaut t 21

<210> SEQ ID NO 56
 <211> LENGTH: 21
 <212> TYPE: DNA
 <213> ORGANISM: Artificial sequence
 <220> FEATURE:
 <223> OTHER INFORMATION: siRNAs targeting hamp
 <220> FEATURE:
 <223> OTHER INFORMATION: 5'-terminal nucleic acid is a nucleoside, i.e.
 base + sugar but lacking 5'-phosphate
 <220> FEATURE:
 <221> NAME/KEY: modified_base
 <222> LOCATION: 21
 <223> OTHER INFORMATION: /mod_base = "5'-thio thymidine"
 <220> FEATURE:
 <221> NAME/KEY: modified_base
 <222> LOCATION: 1..19
 <223> OTHER INFORMATION: /mod_base = "2'-hydroxy corresponding base"
 <400> SEQUENCE: 56

cuucgccucu ggaacauggt t 21

<210> SEQ ID NO 57
 <211> LENGTH: 21
 <212> TYPE: DNA
 <213> ORGANISM: Artificial sequence
 <220> FEATURE:
 <223> OTHER INFORMATION: siRNAs targeting hamp
 <220> FEATURE:

-continued

<223> OTHER INFORMATION: 5'-terminal nucleic acid is a nucleoside, i.e.
base + sugar but lacking 5'-phosphate
<220> FEATURE:
<221> NAME/KEY: modified_base
<222> LOCATION: 21
<223> OTHER INFORMATION: /mod_base = "5'-thio thymidine"
<220> FEATURE:
<221> NAME/KEY: modified_base
<222> LOCATION: 1..19
<223> OTHER INFORMATION: /mod_base = "2'-hydroxy corresponding base"

<400> SEQUENCE: 57

ccuucgccuc uggaacaugt t 21

<210> SEQ ID NO 58
<211> LENGTH: 21
<212> TYPE: DNA
<213> ORGANISM: Artificial sequence
<220> FEATURE:
<223> OTHER INFORMATION: siRNAs targeting hamp
<220> FEATURE:
<223> OTHER INFORMATION: 5'-terminal nucleic acid is a nucleoside, i.e.
base + sugar but lacking 5'-phosphate
<220> FEATURE:
<221> NAME/KEY: modified_base
<222> LOCATION: 21
<223> OTHER INFORMATION: /mod_base = "5'-thio thymidine"
<220> FEATURE:
<221> NAME/KEY: modified_base
<222> LOCATION: 1..19
<223> OTHER INFORMATION: /mod_base = "2'-hydroxy corresponding base"

<400> SEQUENCE: 58

uagguucucac gucuugcagt t 21

<210> SEQ ID NO 59
<211> LENGTH: 21
<212> TYPE: DNA
<213> ORGANISM: Artificial sequence
<220> FEATURE:
<223> OTHER INFORMATION: siRNAs targeting hamp
<220> FEATURE:
<223> OTHER INFORMATION: 5'-terminal nucleic acid is a nucleoside, i.e.
base + sugar but lacking 5'-phosphate
<220> FEATURE:
<221> NAME/KEY: modified_base
<222> LOCATION: 21
<223> OTHER INFORMATION: /mod_base = "5'-thio thymidine"
<220> FEATURE:
<221> NAME/KEY: modified_base
<222> LOCATION: 1..19
<223> OTHER INFORMATION: /mod_base = "2'-hydroxy corresponding base"

<400> SEQUENCE: 59

gggcagguag guucuacgut t 21

<210> SEQ ID NO 60
<211> LENGTH: 21
<212> TYPE: DNA
<213> ORGANISM: Artificial sequence
<220> FEATURE:
<223> OTHER INFORMATION: siRNAs targeting hamp
<220> FEATURE:
<223> OTHER INFORMATION: 5'-terminal nucleic acid is a nucleoside, i.e.
base + sugar but lacking 5'-phosphate
<220> FEATURE:
<221> NAME/KEY: modified_base
<222> LOCATION: 21
<223> OTHER INFORMATION: /mod_base = "5'-thio thymidine"
<220> FEATURE:
<221> NAME/KEY: modified_base
<222> LOCATION: 1..19
<223> OTHER INFORMATION: /mod_base = "2'-hydroxy corresponding base"

-continued

<400> SEQUENCE: 60

cacacuuuga ucgaugacat t 21

<210> SEQ ID NO 61

<211> LENGTH: 21

<212> TYPE: DNA

<213> ORGANISM: Artificial sequence

<220> FEATURE:

<223> OTHER INFORMATION: siRNAs targeting hamp

<220> FEATURE:

<223> OTHER INFORMATION: 5'-terminal nucleic acid is a nucleoside, i.e.
base + sugar but lacking 5'-phosphate

<220> FEATURE:

<221> NAME/KEY: modified_base

<222> LOCATION: 21

<223> OTHER INFORMATION: /mod_base = "5'-thio thymidine"

<220> FEATURE:

<221> NAME/KEY: modified_base

<222> LOCATION: 1..19

<223> OTHER INFORMATION: /mod_base = "2'-hydroxy corresponding base"

<400> SEQUENCE: 61

gccaucgugc cgucugucut t 21

<210> SEQ ID NO 62

<211> LENGTH: 21

<212> TYPE: DNA

<213> ORGANISM: Artificial sequence

<220> FEATURE:

<223> OTHER INFORMATION: siRNAs targeting hamp

<220> FEATURE:

<223> OTHER INFORMATION: 5'-terminal nucleic acid is a nucleoside, i.e.
base + sugar but lacking 5'-phosphate

<220> FEATURE:

<221> NAME/KEY: modified_base

<222> LOCATION: 21

<223> OTHER INFORMATION: /mod_base = "5'-thio thymidine"

<220> FEATURE:

<221> NAME/KEY: modified_base

<222> LOCATION: 1..19

<223> OTHER INFORMATION: /mod_base = "2'-hydroxy corresponding base"

<400> SEQUENCE: 62

aaaacagagc cacuggucac t 21

<210> SEQ ID NO 63

<211> LENGTH: 21

<212> TYPE: DNA

<213> ORGANISM: Artificial sequence

<220> FEATURE:

<223> OTHER INFORMATION: siRNAs targeting hamp

<220> FEATURE:

<223> OTHER INFORMATION: 5'-terminal nucleic acid is a nucleoside, i.e.
base + sugar but lacking 5'-phosphate

<220> FEATURE:

<221> NAME/KEY: modified_base

<222> LOCATION: 21

<223> OTHER INFORMATION: /mod_base = "5'-thio thymidine"

<220> FEATURE:

<221> NAME/KEY: modified_base

<222> LOCATION: 1..19

<223> OTHER INFORMATION: /mod_base = "2'-hydroxy corresponding base"

<400> SEQUENCE: 63

gcucagugcc aucgugccgt t 21

<210> SEQ ID NO 64

<211> LENGTH: 21

<212> TYPE: DNA

<213> ORGANISM: Artificial sequence

-continued

```

<220> FEATURE:
<223> OTHER INFORMATION: siRNAs targeting hamp
<220> FEATURE:
<223> OTHER INFORMATION: 5'-terminal nucleic acid is a nucleoside, i.e.
    base + sugar but lacking 5'-phosphate
<220> FEATURE:
<221> NAME/KEY: modified_base
<222> LOCATION: 21
<223> OTHER INFORMATION: /mod_base = "5'-thio thymidine"
<220> FEATURE:
<221> NAME/KEY: modified_base
<222> LOCATION: 1..19
<223> OTHER INFORMATION: /mod_base = "2'-hydroxy corresponding base"

<400> SEQUENCE: 64

acuuugaucg augacagcat t                               21

<210> SEQ ID NO 65
<211> LENGTH: 21
<212> TYPE: DNA
<213> ORGANISM: Artificial sequence
<220> FEATURE:
<223> OTHER INFORMATION: siRNAs targeting hamp
<220> FEATURE:
<223> OTHER INFORMATION: 5'-terminal nucleic acid is a nucleoside, i.e.
    base + sugar but lacking 5'-phosphate
<220> FEATURE:
<221> NAME/KEY: modified_base
<222> LOCATION: 21
<223> OTHER INFORMATION: /mod_base = "5'-thio thymidine"
<220> FEATURE:
<221> NAME/KEY: modified_base
<222> LOCATION: 1..19
<223> OTHER INFORMATION: /mod_base = "2'-hydroxy corresponding base"

<400> SEQUENCE: 65

uauuccaaga ccuauguuct t                               21

<210> SEQ ID NO 66
<211> LENGTH: 21
<212> TYPE: DNA
<213> ORGANISM: Artificial sequence
<220> FEATURE:
<223> OTHER INFORMATION: siRNAs targeting hamp
<220> FEATURE:
<223> OTHER INFORMATION: 5'-terminal nucleic acid is a nucleoside, i.e.
    base + sugar but lacking 5'-phosphate
<220> FEATURE:
<221> NAME/KEY: modified_base
<222> LOCATION: 21
<223> OTHER INFORMATION: /mod_base = "5'-thio thymidine"
<220> FEATURE:
<221> NAME/KEY: modified_base
<222> LOCATION: 1..19
<223> OTHER INFORMATION: /mod_base = "2'-hydroxy corresponding base"

<400> SEQUENCE: 66

uugaucgaug acagcagcct t                               21

<210> SEQ ID NO 67
<211> LENGTH: 21
<212> TYPE: DNA
<213> ORGANISM: Artificial sequence
<220> FEATURE:
<223> OTHER INFORMATION: siRNAs targeting hamp
<220> FEATURE:
<223> OTHER INFORMATION: 5'-terminal nucleic acid is a nucleoside, i.e.
    base + sugar but lacking 5'-phosphate
<220> FEATURE:
<221> NAME/KEY: modified_base
<222> LOCATION: 21
<223> OTHER INFORMATION: /mod_base = "5'-thio thymidine"
<220> FEATURE:

```

-continued

<221> NAME/KEY: modified_base
 <222> LOCATION: 1..19
 <223> OTHER INFORMATION: /mod_base = "2'-hydroxy corresponding base"

 <400> SEQUENCE: 67

 cuuugaucga ugacagcagt t 21

 <210> SEQ ID NO 68
 <211> LENGTH: 21
 <212> TYPE: DNA
 <213> ORGANISM: Artificial sequence
 <220> FEATURE:
 <223> OTHER INFORMATION: siRNAs targeting hamp
 <220> FEATURE:
 <223> OTHER INFORMATION: 5'-terminal nucleic acid is a nucleoside, i.e.
 base + sugar but lacking 5'-phosphate
 <220> FEATURE:
 <221> NAME/KEY: modified_base
 <222> LOCATION: 21
 <223> OTHER INFORMATION: /mod_base = "5'-thio thymidine"
 <220> FEATURE:
 <221> NAME/KEY: modified_base
 <222> LOCATION: 1..19
 <223> OTHER INFORMATION: /mod_base = "2'-hydroxy corresponding base"

 <400> SEQUENCE: 68

 gaucgaugac agcagccgct t 21

 <210> SEQ ID NO 69
 <211> LENGTH: 21
 <212> TYPE: DNA
 <213> ORGANISM: Artificial sequence
 <220> FEATURE:
 <223> OTHER INFORMATION: siRNAs targeting hamp
 <220> FEATURE:
 <223> OTHER INFORMATION: 5'-terminal nucleic acid is a nucleoside, i.e.
 base + sugar but lacking 5'-phosphate
 <220> FEATURE:
 <221> NAME/KEY: modified_base
 <222> LOCATION: 21
 <223> OTHER INFORMATION: /mod_base = "5'-thio thymidine"
 <220> FEATURE:
 <221> NAME/KEY: modified_base
 <222> LOCATION: 1..19
 <223> OTHER INFORMATION: /mod_base = "2'-hydroxy corresponding base"

 <400> SEQUENCE: 69

 cacuuugauc gaugacagct t 21

 <210> SEQ ID NO 70
 <211> LENGTH: 21
 <212> TYPE: DNA
 <213> ORGANISM: Artificial sequence
 <220> FEATURE:
 <223> OTHER INFORMATION: siRNAs targeting hamp
 <220> FEATURE:
 <223> OTHER INFORMATION: 5'-terminal nucleic acid is a nucleoside, i.e.
 base + sugar but lacking 5'-phosphate
 <220> FEATURE:
 <221> NAME/KEY: modified_base
 <222> LOCATION: 21
 <223> OTHER INFORMATION: /mod_base = "5'-thio thymidine"
 <220> FEATURE:
 <221> NAME/KEY: modified_base
 <222> LOCATION: 1..19
 <223> OTHER INFORMATION: /mod_base = "2'-hydroxy corresponding base"

 <400> SEQUENCE: 70

 acacuuugau cgaugacagt t 21

 <210> SEQ ID NO 71

-continued

```

<211> LENGTH: 21
<212> TYPE: DNA
<213> ORGANISM: Artificial sequence
<220> FEATURE:
<223> OTHER INFORMATION: siRNAs targeting hamp
<220> FEATURE:
<223> OTHER INFORMATION: 5'-terminal nucleic acid is a nucleoside, i.e.
      base + sugar but lacking 5'-phosphate
<220> FEATURE:
<221> NAME/KEY: modified_base
<222> LOCATION: 21
<223> OTHER INFORMATION: /mod_base = "5'-thio thymidine"
<220> FEATURE:
<221> NAME/KEY: modified_base
<222> LOCATION: 1..19
<223> OTHER INFORMATION: /mod_base = "2'-hydroxy corresponding base"

<400> SEQUENCE: 71

ccacacuuug aucgaugact t                                     21

```

```

<210> SEQ ID NO 72
<211> LENGTH: 21
<212> TYPE: DNA
<213> ORGANISM: Artificial sequence
<220> FEATURE:
<223> OTHER INFORMATION: siRNAs targeting hamp
<220> FEATURE:
<223> OTHER INFORMATION: 5'-terminal nucleic acid is a nucleoside, i.e.
      base + sugar but lacking 5'-phosphate
<220> FEATURE:
<221> NAME/KEY: modified_base
<222> LOCATION: 21
<223> OTHER INFORMATION: /mod_base = "5'-thio thymidine"
<220> FEATURE:
<221> NAME/KEY: modified_base
<222> LOCATION: 1..19
<223> OTHER INFORMATION: /mod_base = "2'-hydroxy corresponding base"

<400> SEQUENCE: 72

aaguuguccc gucuguugut t                                     21

```

```

<210> SEQ ID NO 73
<211> LENGTH: 21
<212> TYPE: DNA
<213> ORGANISM: Artificial sequence
<220> FEATURE:
<223> OTHER INFORMATION: siRNAs targeting hamp
<220> FEATURE:
<223> OTHER INFORMATION: 5'-terminal nucleic acid is a nucleoside, i.e.
      base + sugar but lacking 5'-phosphate
<220> FEATURE:
<221> NAME/KEY: modified_base
<222> LOCATION: 21
<223> OTHER INFORMATION: /mod_base = "5'-thio thymidine"
<220> FEATURE:
<221> NAME/KEY: modified_base
<222> LOCATION: 1..19
<223> OTHER INFORMATION: /mod_base = "2'-hydroxy corresponding base"

<400> SEQUENCE: 73

cagacauugc gauaccaaut t                                     21

```

```

<210> SEQ ID NO 74
<211> LENGTH: 21
<212> TYPE: DNA
<213> ORGANISM: Artificial sequence
<220> FEATURE:
<223> OTHER INFORMATION: siRNAs targeting hamp
<220> FEATURE:
<223> OTHER INFORMATION: 5'-terminal nucleic acid is a nucleoside, i.e.
      base + sugar but lacking 5'-phosphate
<220> FEATURE:
<221> NAME/KEY: modified_base

```

-continued

<222> LOCATION: 1, 5, 7, 8, 10, 13, 15, 16, 19
 <223> OTHER INFORMATION: /mod_base = "2'-O-methyl corresponding base"
 <220> FEATURE:
 <221> NAME/KEY: modified_base
 <222> LOCATION: 21
 <223> OTHER INFORMATION: /mod_base = "5'-thio thymidine"
 <220> FEATURE:
 <221> NAME/KEY: modified_base
 <222> LOCATION: 2, 3, 4, 6, 9, 11, 12, 14, 17, 18
 <223> OTHER INFORMATION: /mod_base = "2'-hydroxy corresponding base"

 <400> SEQUENCE: 74

 cagacauugc gauaccaaut t 21

<210> SEQ ID NO 75
 <211> LENGTH: 21
 <212> TYPE: DNA
 <213> ORGANISM: Artificial sequence
 <220> FEATURE:
 <223> OTHER INFORMATION: siRNAs targeting hamp
 <220> FEATURE:
 <223> OTHER INFORMATION: 5'-terminal nucleic acid is a nucleoside, i.e.
 base + sugar but lacking 5'-phosphate
 <220> FEATURE:
 <221> NAME/KEY: modified_base
 <222> LOCATION: 1, 5, 7, 8, 10, 13, 15, 16, 19
 <223> OTHER INFORMATION: /mod_base = "2'-O-methyl corresponding base"
 <220> FEATURE:
 <221> NAME/KEY: modified_base
 <222> LOCATION: 21
 <223> OTHER INFORMATION: /mod_base = "5'-thio thymidine"
 <220> FEATURE:
 <221> NAME/KEY: modified_base
 <222> LOCATION: 2, 3, 4, 6, 9, 11, 12, 14, 17, 18
 <223> OTHER INFORMATION: /mod_base = "2'-hydroxy corresponding base"

 <400> SEQUENCE: 75

 cagacauugc gauaccaaut t 21

<210> SEQ ID NO 76
 <211> LENGTH: 21
 <212> TYPE: DNA
 <213> ORGANISM: Artificial sequence
 <220> FEATURE:
 <223> OTHER INFORMATION: siRNAs targeting hamp
 <220> FEATURE:
 <223> OTHER INFORMATION: 5'-terminal nucleic acid is a nucleoside, i.e.
 base + sugar but lacking 5'-phosphate
 <220> FEATURE:
 <221> NAME/KEY: modified_base
 <222> LOCATION: 21
 <223> OTHER INFORMATION: /mod_base = "5'-thio thymidine"
 <220> FEATURE:
 <221> NAME/KEY: modified_base
 <222> LOCATION: 1..19
 <223> OTHER INFORMATION: /mod_base = "2'-hydroxy corresponding base"

 <400> SEQUENCE: 76

 agacauugcg auaccaugt t 21

<210> SEQ ID NO 77
 <211> LENGTH: 21
 <212> TYPE: DNA
 <213> ORGANISM: Artificial sequence
 <220> FEATURE:
 <223> OTHER INFORMATION: siRNAs targeting hamp
 <220> FEATURE:
 <223> OTHER INFORMATION: 5'-terminal nucleic acid is a nucleoside, i.e.
 base + sugar but lacking 5'-phosphate
 <220> FEATURE:
 <221> NAME/KEY: modified_base
 <222> LOCATION: 4, 6, 7, 9, 12, 14, 15, 18
 <223> OTHER INFORMATION: /mod_base = "2'-O-methyl corresponding base"

-continued

```

<220> FEATURE:
<221> NAME/KEY: modified_base
<222> LOCATION: 21
<223> OTHER INFORMATION: /mod_base = "5'-thio thymidine"
<220> FEATURE:
<221> NAME/KEY: modified_base
<222> LOCATION: 1, 2, 3, 5, 8, 10, 11, 13, 16, 17, 19
<223> OTHER INFORMATION: /mod_base = "2'-hydroxy corresponding base"

<400> SEQUENCE: 77

agacauugcg auaccaugt t                                     21

<210> SEQ ID NO 78
<211> LENGTH: 21
<212> TYPE: DNA
<213> ORGANISM: Artificial sequence
<220> FEATURE:
<223> OTHER INFORMATION: siRNAs targeting hamp
<220> FEATURE:
<223> OTHER INFORMATION: 5'-terminal nucleic acid is a nucleoside, i.e.
      base + sugar but lacking 5'-phosphate
<220> FEATURE:
<221> NAME/KEY: modified_base
<222> LOCATION: 4, 6, 7, 9, 12, 14, 15, 18
<223> OTHER INFORMATION: /mod_base = "2'-O-methyl corresponding base"
<220> FEATURE:
<221> NAME/KEY: modified_base
<222> LOCATION: 21
<223> OTHER INFORMATION: /mod_base = "5'-thio thymidine"
<220> FEATURE:
<221> NAME/KEY: modified_base
<222> LOCATION: 1, 2, 3, 5, 8, 10, 11, 13, 16, 17, 19
<223> OTHER INFORMATION: /mod_base = "2'-hydroxy corresponding base"

<400> SEQUENCE: 78

agacauugcg auaccaugt t                                     21

<210> SEQ ID NO 79
<211> LENGTH: 21
<212> TYPE: DNA
<213> ORGANISM: Artificial sequence
<220> FEATURE:
<223> OTHER INFORMATION: siRNAs targeting hamp
<220> FEATURE:
<223> OTHER INFORMATION: 5'-terminal nucleic acid is a nucleoside, i.e.
      base + sugar but lacking 5'-phosphate
<220> FEATURE:
<221> NAME/KEY: modified_base
<222> LOCATION: 21
<223> OTHER INFORMATION: /mod_base = "5'-thio thymidine"
<220> FEATURE:
<221> NAME/KEY: modified_base
<222> LOCATION: 1..19
<223> OTHER INFORMATION: /mod_base = "2'-hydroxy corresponding base"

<400> SEQUENCE: 79

gcagacauug cgauaccaat t                                     21

<210> SEQ ID NO 80
<211> LENGTH: 21
<212> TYPE: DNA
<213> ORGANISM: Artificial sequence
<220> FEATURE:
<223> OTHER INFORMATION: siRNAs targeting hamp
<220> FEATURE:
<223> OTHER INFORMATION: 5'-terminal nucleic acid is a nucleoside, i.e.
      base + sugar but lacking 5'-phosphate
<220> FEATURE:
<221> NAME/KEY: modified_base
<222> LOCATION: 2, 6, 8, 9, 11, 14, 16, 17
<223> OTHER INFORMATION: /mod_base = "2'-O-methyl corresponding base"
<220> FEATURE:
<221> NAME/KEY: modified_base

```

-continued

<222> LOCATION: 21
 <223> OTHER INFORMATION: /mod_base = "5'-thio thymidine"
 <220> FEATURE:
 <221> NAME/KEY: modified_base
 <222> LOCATION: 1, 3, 4, 5, 7, 10, 12, 13, 15, 18, 19
 <223> OTHER INFORMATION: /mod_base = "2'-hydroxy corresponding base"

 <400> SEQUENCE: 80

 gcagacauug cgauaccaat t 21

 <210> SEQ ID NO 81
 <211> LENGTH: 21
 <212> TYPE: DNA
 <213> ORGANISM: Artificial sequence
 <220> FEATURE:
 <223> OTHER INFORMATION: siRNAs targeting hamp
 <220> FEATURE:
 <223> OTHER INFORMATION: 5'-terminal nucleic acid is a nucleoside, i.e.
 base + sugar but lacking 5'-phosphate
 <220> FEATURE:
 <221> NAME/KEY: modified_base
 <222> LOCATION: 2, 6, 8, 9, 11, 14, 16, 17
 <223> OTHER INFORMATION: /mod_base = "2'-O-methyl corresponding base"
 <220> FEATURE:
 <221> NAME/KEY: modified_base
 <222> LOCATION: 21
 <223> OTHER INFORMATION: /mod_base = "5'-thio thymidine"
 <220> FEATURE:
 <221> NAME/KEY: modified_base
 <222> LOCATION: 1, 3, 4, 5, 7, 10, 12, 13, 15, 18, 19
 <223> OTHER INFORMATION: /mod_base = "2'-hydroxy corresponding base"

 <400> SEQUENCE: 81

 gcagacauug cgauaccaat t 21

 <210> SEQ ID NO 82
 <211> LENGTH: 21
 <212> TYPE: DNA
 <213> ORGANISM: Artificial sequence
 <220> FEATURE:
 <223> OTHER INFORMATION: siRNAs targeting hamp
 <220> FEATURE:
 <223> OTHER INFORMATION: 5'-terminal nucleic acid is a nucleoside, i.e.
 base + sugar but lacking 5'-phosphate
 <220> FEATURE:
 <221> NAME/KEY: modified_base
 <222> LOCATION: 21
 <223> OTHER INFORMATION: /mod_base = "5'-thio thymidine"
 <220> FEATURE:
 <221> NAME/KEY: modified_base
 <222> LOCATION: 1..19
 <223> OTHER INFORMATION: /mod_base = "2'-hydroxy corresponding base"

 <400> SEQUENCE: 82

 uagccuagag ccacauccut t 21

 <210> SEQ ID NO 83
 <211> LENGTH: 21
 <212> TYPE: DNA
 <213> ORGANISM: Artificial sequence
 <220> FEATURE:
 <223> OTHER INFORMATION: siRNAs targeting hamp
 <220> FEATURE:
 <223> OTHER INFORMATION: 5'-terminal nucleic acid is a nucleoside, i.e.
 base + sugar but lacking 5'-phosphate
 <220> FEATURE:
 <221> NAME/KEY: modified_base
 <222> LOCATION: 1, 4, 5, 6, 11, 12, 14, 16, 17, 18, 19
 <223> OTHER INFORMATION: /mod_base = "2'-O-methyl corresponding base"
 <220> FEATURE:
 <221> NAME/KEY: modified_base
 <222> LOCATION: 21
 <223> OTHER INFORMATION: /mod_base = "5'-thio thymidine"

-continued

<220> FEATURE:
 <221> NAME/KEY: modified_base
 <222> LOCATION: 2, 3, 7, 8, 9, 10, 13, 15
 <223> OTHER INFORMATION: /mod_base = "2'-hydroxy corresponding base"

 <400> SEQUENCE: 83

 uagccuagag ccacaucct t 21

 <210> SEQ ID NO 84
 <211> LENGTH: 21
 <212> TYPE: DNA
 <213> ORGANISM: Artificial sequence
 <220> FEATURE:
 <223> OTHER INFORMATION: siRNAs targeting hamp
 <220> FEATURE:
 <223> OTHER INFORMATION: 5'-terminal nucleic acid is a nucleoside, i.e.
 base + sugar but lacking 5'-phosphate
 <220> FEATURE:
 <221> NAME/KEY: modified_base
 <222> LOCATION: 1, 4, 5, 6, 11, 12, 14, 16, 17, 18, 19
 <223> OTHER INFORMATION: /mod_base = "2'-O-methyl corresponding base"
 <220> FEATURE:
 <221> NAME/KEY: modified_base
 <222> LOCATION: 21
 <223> OTHER INFORMATION: /mod_base = "5'-thio thymidine"
 <220> FEATURE:
 <221> NAME/KEY: modified_base
 <222> LOCATION: 2, 3, 7, 8, 9, 10, 13, 15
 <223> OTHER INFORMATION: /mod_base = "2'-hydroxy corresponding base"

 <400> SEQUENCE: 84

 uagccuagag ccacaucct t 21

 <210> SEQ ID NO 85
 <211> LENGTH: 21
 <212> TYPE: DNA
 <213> ORGANISM: Artificial sequence
 <220> FEATURE:
 <223> OTHER INFORMATION: siRNAs targeting hamp
 <220> FEATURE:
 <223> OTHER INFORMATION: 5'-terminal nucleic acid is a nucleoside, i.e.
 base + sugar but lacking 5'-phosphate
 <220> FEATURE:
 <221> NAME/KEY: modified_base
 <222> LOCATION: 21
 <223> OTHER INFORMATION: /mod_base = "5'-thio thymidine"
 <220> FEATURE:
 <221> NAME/KEY: modified_base
 <222> LOCATION: 1..19
 <223> OTHER INFORMATION: /mod_base = "2'-hydroxy corresponding base"

 <400> SEQUENCE: 85

 gacauugcga uaccaaugct t 21

 <210> SEQ ID NO 86
 <211> LENGTH: 21
 <212> TYPE: DNA
 <213> ORGANISM: Artificial sequence
 <220> FEATURE:
 <223> OTHER INFORMATION: siRNAs targeting hamp
 <220> FEATURE:
 <223> OTHER INFORMATION: 5'-terminal nucleic acid is a nucleoside, i.e.
 base + sugar but lacking 5'-phosphate
 <220> FEATURE:
 <221> NAME/KEY: modified_base
 <222> LOCATION: 3, 5, 6, 8, 11, 13, 14, 17, 19
 <223> OTHER INFORMATION: /mod_base = "2'-O-methyl corresponding base"
 <220> FEATURE:
 <221> NAME/KEY: modified_base
 <222> LOCATION: 21
 <223> OTHER INFORMATION: /mod_base = "5'-thio thymidine"
 <220> FEATURE:
 <221> NAME/KEY: modified_base

-continued

<222> LOCATION: 1, 2, 4, 7, 9, 10, 12, 15, 16, 18
 <223> OTHER INFORMATION: /mod_base = "2'-hydroxy corresponding base"

<400> SEQUENCE: 86

gacauugcga uaccaaugct t 21

<210> SEQ ID NO 87
 <211> LENGTH: 21
 <212> TYPE: DNA
 <213> ORGANISM: Artificial sequence
 <220> FEATURE:
 <223> OTHER INFORMATION: siRNAs targeting hamp
 <220> FEATURE:
 <223> OTHER INFORMATION: 5'-terminal nucleic acid is a nucleoside, i.e.
 base + sugar but lacking 5'-phosphate
 <220> FEATURE:
 <221> NAME/KEY: modified_base
 <222> LOCATION: 3, 5, 6, 8, 11, 13, 14, 17, 19
 <223> OTHER INFORMATION: /mod_base = "2'-O-methyl corresponding base"
 <220> FEATURE:
 <221> NAME/KEY: modified_base
 <222> LOCATION: 21
 <223> OTHER INFORMATION: /mod_base = "5'-thio thymidine"
 <220> FEATURE:
 <221> NAME/KEY: modified_base
 <222> LOCATION: 1, 2, 4, 7, 9, 10, 12, 15, 16, 18
 <223> OTHER INFORMATION: /mod_base = "2'-hydroxy corresponding base"

<400> SEQUENCE: 87

gacauugcga uaccaaugct t 21

<210> SEQ ID NO 88
 <211> LENGTH: 21
 <212> TYPE: DNA
 <213> ORGANISM: Artificial sequence
 <220> FEATURE:
 <223> OTHER INFORMATION: siRNAs targeting hamp
 <220> FEATURE:
 <223> OTHER INFORMATION: 5'-terminal nucleic acid is a nucleoside, i.e.
 base + sugar but lacking 5'-phosphate
 <220> FEATURE:
 <221> NAME/KEY: modified_base
 <222> LOCATION: 21
 <223> OTHER INFORMATION: /mod_base = "5'-thio thymidine"
 <220> FEATURE:
 <221> NAME/KEY: modified_base
 <222> LOCATION: 1..19
 <223> OTHER INFORMATION: /mod_base = "2'-hydroxy corresponding base"

<400> SEQUENCE: 88

uugcgauacc aaugcagaat t 21

<210> SEQ ID NO 89
 <211> LENGTH: 21
 <212> TYPE: DNA
 <213> ORGANISM: Artificial sequence
 <220> FEATURE:
 <223> OTHER INFORMATION: siRNAs targeting hamp
 <220> FEATURE:
 <223> OTHER INFORMATION: 5'-terminal nucleic acid is a nucleoside, i.e.
 base + sugar but lacking 5'-phosphate
 <220> FEATURE:
 <221> NAME/KEY: modified_base
 <222> LOCATION: 1, 2, 4, 7, 9, 10, 13, 15
 <223> OTHER INFORMATION: /mod_base = "2'-O-methyl corresponding base"
 <220> FEATURE:
 <221> NAME/KEY: modified_base
 <222> LOCATION: 21
 <223> OTHER INFORMATION: /mod_base = "5'-thio thymidine"
 <220> FEATURE:
 <221> NAME/KEY: modified_base
 <222> LOCATION: 3, 5, 6, 8, 11, 12, 14, 16, 17, 18, 19
 <223> OTHER INFORMATION: /mod_base = "2'-hydroxy corresponding base"

-continued

<400> SEQUENCE: 89

uugcgauacc aaugcagaat t

21

<210> SEQ ID NO 90

<211> LENGTH: 21

<212> TYPE: DNA

<213> ORGANISM: Artificial sequence

<220> FEATURE:

<223> OTHER INFORMATION: siRNAs targeting hamp

<220> FEATURE:

<223> OTHER INFORMATION: 5'-terminal nucleic acid is a nucleoside, i.e. base + sugar but lacking 5'-phosphate

<220> FEATURE:

<221> NAME/KEY: modified_base

<222> LOCATION: 1, 2, 4, 7, 9, 10, 13, 15

<223> OTHER INFORMATION: /mod_base = "2'-O-methyl corresponding base"

<220> FEATURE:

<221> NAME/KEY: modified_base

<222> LOCATION: 21

<223> OTHER INFORMATION: /mod_base = "5'-thio thymidine"

<220> FEATURE:

<221> NAME/KEY: modified_base

<222> LOCATION: 3, 5, 6, 8, 11, 12, 14, 16, 17, 18, 19

<223> OTHER INFORMATION: /mod_base = "2'-hydroxy corresponding base"

<400> SEQUENCE: 90

uugcgauacc aaugcagaat t

21

<210> SEQ ID NO 91

<211> LENGTH: 21

<212> TYPE: DNA

<213> ORGANISM: Artificial sequence

<220> FEATURE:

<223> OTHER INFORMATION: siRNAs targeting hamp

<220> FEATURE:

<223> OTHER INFORMATION: 5'-terminal nucleic acid is a nucleoside, i.e. base + sugar but lacking 5'-phosphate

<220> FEATURE:

<221> NAME/KEY: modified_base

<222> LOCATION: 21

<223> OTHER INFORMATION: /mod_base = "5'-thio thymidine"

<220> FEATURE:

<221> NAME/KEY: modified_base

<222> LOCATION: 1..19

<223> OTHER INFORMATION: /mod_base = "2'-hydroxy corresponding base"

<400> SEQUENCE: 91

ugcgauacca augcagaagt t

21

<210> SEQ ID NO 92

<211> LENGTH: 21

<212> TYPE: DNA

<213> ORGANISM: Artificial sequence

<220> FEATURE:

<223> OTHER INFORMATION: siRNAs targeting hamp

<220> FEATURE:

<223> OTHER INFORMATION: 5'-terminal nucleic acid is a nucleoside, i.e. base + sugar but lacking 5'-phosphate

<220> FEATURE:

<221> NAME/KEY: modified_base

<222> LOCATION: 1, 3, 6, 8, 9, 12, 14

<223> OTHER INFORMATION: /mod_base = "2'-O-methyl corresponding base"

<220> FEATURE:

<221> NAME/KEY: modified_base

<222> LOCATION: 21

<223> OTHER INFORMATION: /mod_base = "5'-thio thymidine"

<220> FEATURE:

<221> NAME/KEY: modified_base

<222> LOCATION: 2, 4, 5, 7, 10, 11, 13, 15, 16, 17, 18, 19

<223> OTHER INFORMATION: /mod_base = "2'-hydroxy corresponding base"

<400> SEQUENCE: 92

-continued

 ugcgauacca augcagaagt t 21

<210> SEQ ID NO 93
 <211> LENGTH: 21
 <212> TYPE: DNA
 <213> ORGANISM: Artificial sequence
 <220> FEATURE:
 <223> OTHER INFORMATION: siRNAs targeting hamp
 <220> FEATURE:
 <223> OTHER INFORMATION: 5'-terminal nucleic acid is a nucleoside, i.e.
 base + sugar but lacking 5'-phosphate
 <220> FEATURE:
 <221> NAME/KEY: modified_base
 <222> LOCATION: 1, 3, 6, 8, 9, 12, 14
 <223> OTHER INFORMATION: /mod_base = "2'-O-methyl corresponding base"
 <220> FEATURE:
 <221> NAME/KEY: modified_base
 <222> LOCATION: 21
 <223> OTHER INFORMATION: /mod_base = "5'-thio thymidine"
 <220> FEATURE:
 <221> NAME/KEY: modified_base
 <222> LOCATION: 2, 4, 5, 7, 10, 11, 13, 15, 16, 17, 18, 19
 <223> OTHER INFORMATION: /mod_base = "2'-hydroxy corresponding base"

 <400> SEQUENCE: 93

ugcgauacca augcagaagt t 21

<210> SEQ ID NO 94
 <211> LENGTH: 21
 <212> TYPE: DNA
 <213> ORGANISM: Artificial sequence
 <220> FEATURE:
 <223> OTHER INFORMATION: siRNAs targeting hamp
 <220> FEATURE:
 <223> OTHER INFORMATION: 5'-terminal nucleic acid is a nucleoside, i.e.
 base + sugar but lacking 5'-phosphate
 <220> FEATURE:
 <221> NAME/KEY: modified_base
 <222> LOCATION: 21
 <223> OTHER INFORMATION: /mod_base = "5'-thio thymidine"
 <220> FEATURE:
 <221> NAME/KEY: modified_base
 <222> LOCATION: 1..19
 <223> OTHER INFORMATION: /mod_base = "2'-hydroxy corresponding base"

 <400> SEQUENCE: 94

caccacau cuccaucatt t 21

<210> SEQ ID NO 95
 <211> LENGTH: 21
 <212> TYPE: DNA
 <213> ORGANISM: Artificial sequence
 <220> FEATURE:
 <223> OTHER INFORMATION: siRNAs targeting hamp
 <220> FEATURE:
 <223> OTHER INFORMATION: 5'-terminal nucleic acid is a nucleoside, i.e.
 base + sugar but lacking 5'-phosphate
 <220> FEATURE:
 <221> NAME/KEY: modified_base
 <222> LOCATION: 1, 3, 4, 6, 7, 8, 10, 11, 12, 13, 14, 16, 17
 <223> OTHER INFORMATION: /mod_base = "2'-O-methyl corresponding base"
 <220> FEATURE:
 <221> NAME/KEY: modified_base
 <222> LOCATION: 21
 <223> OTHER INFORMATION: /mod_base = "5'-thio thymidine"
 <220> FEATURE:
 <221> NAME/KEY: modified_base
 <222> LOCATION: 2, 5, 9, 15, 18, 19
 <223> OTHER INFORMATION: /mod_base = "2'-hydroxy corresponding base"

 <400> SEQUENCE: 95

caccacau cuccaucatt t 21

-continued

<210> SEQ ID NO 96
 <211> LENGTH: 21
 <212> TYPE: DNA
 <213> ORGANISM: Artificial sequence
 <220> FEATURE:
 <223> OTHER INFORMATION: siRNAs targeting hamp
 <220> FEATURE:
 <223> OTHER INFORMATION: 5'-terminal nucleic acid is a nucleoside, i.e.
 base + sugar but lacking 5'-phosphate
 <220> FEATURE:
 <221> NAME/KEY: modified_base
 <222> LOCATION: 1, 3, 4, 6, 7, 8, 10, 11, 12, 13, 14, 16, 17
 <223> OTHER INFORMATION: /mod_base = "2'-O-methyl corresponding base"
 <220> FEATURE:
 <221> NAME/KEY: modified_base
 <222> LOCATION: 21
 <223> OTHER INFORMATION: /mod_base = "5'-thio thymidine"
 <220> FEATURE:
 <221> NAME/KEY: modified_base
 <222> LOCATION: 2, 5, 9, 15, 18, 19
 <223> OTHER INFORMATION: /mod_base = "2'-hydroxy corresponding base"

 <400> SEQUENCE: 96

caccaccuau cuccaucaat t 21

<210> SEQ ID NO 97
 <211> LENGTH: 21
 <212> TYPE: DNA
 <213> ORGANISM: Artificial sequence
 <220> FEATURE:
 <223> OTHER INFORMATION: siRNAs targeting hamp
 <220> FEATURE:
 <223> OTHER INFORMATION: 5'-terminal nucleic acid is a nucleoside, i.e.
 base + sugar but lacking 5'-phosphate
 <220> FEATURE:
 <221> NAME/KEY: modified_base
 <222> LOCATION: 21
 <223> OTHER INFORMATION: /mod_base = "5'-thio thymidine"
 <220> FEATURE:
 <221> NAME/KEY: modified_base
 <222> LOCATION: 1..19
 <223> OTHER INFORMATION: /mod_base = "2'-hydroxy corresponding base"

 <400> SEQUENCE: 97

agaugagaca gacuacagat t 21

<210> SEQ ID NO 98
 <211> LENGTH: 21
 <212> TYPE: DNA
 <213> ORGANISM: Artificial sequence
 <220> FEATURE:
 <223> OTHER INFORMATION: siRNAs targeting hamp
 <220> FEATURE:
 <223> OTHER INFORMATION: 5'-terminal nucleic acid is a nucleoside, i.e.
 base + sugar but lacking 5'-phosphate
 <220> FEATURE:
 <221> NAME/KEY: modified_base
 <222> LOCATION: 4, 9, 13, 14, 16
 <223> OTHER INFORMATION: /mod_base = "2'-O-methyl corresponding base"
 <220> FEATURE:
 <221> NAME/KEY: modified_base
 <222> LOCATION: 21
 <223> OTHER INFORMATION: /mod_base = "5'-thio thymidine"
 <220> FEATURE:
 <221> NAME/KEY: modified_base
 <222> LOCATION: 1, 2, 3, 5, 6, 7, 8, 10, 11, 12, 15, 17, 18, 19
 <223> OTHER INFORMATION: /mod_base = "2'-hydroxy corresponding base"

 <400> SEQUENCE: 98

agaugagaca gacuacagat t 21

-continued

<210> SEQ ID NO 99
 <211> LENGTH: 21
 <212> TYPE: DNA
 <213> ORGANISM: Artificial sequence
 <220> FEATURE:
 <223> OTHER INFORMATION: siRNAs targeting hamp
 <220> FEATURE:
 <223> OTHER INFORMATION: 5'-terminal nucleic acid is a nucleoside, i.e.
 base + sugar but lacking 5'-phosphate
 <220> FEATURE:
 <221> NAME/KEY: modified_base
 <222> LOCATION: 4, 9, 13, 14, 16
 <223> OTHER INFORMATION: /mod_base = "2'-O-methyl corresponding base"
 <220> FEATURE:
 <221> NAME/KEY: modified_base
 <222> LOCATION: 21
 <223> OTHER INFORMATION: /mod_base = "5'-thio thymidine"
 <220> FEATURE:
 <221> NAME/KEY: modified_base
 <222> LOCATION: 1, 2, 3, 5, 6, 7, 8, 10, 11, 12, 15, 17, 18, 19
 <223> OTHER INFORMATION: /mod_base = "2'-hydroxy corresponding base"

 <400> SEQUENCE: 99

agaugagaca gacuacagat t 21

<210> SEQ ID NO 100
 <211> LENGTH: 21
 <212> TYPE: DNA
 <213> ORGANISM: Artificial sequence
 <220> FEATURE:
 <223> OTHER INFORMATION: siRNAs targeting hamp
 <220> FEATURE:
 <223> OTHER INFORMATION: 5'-terminal nucleic acid is a nucleoside, i.e.
 base + sugar but lacking 5'-phosphate
 <220> FEATURE:
 <221> NAME/KEY: modified_base
 <222> LOCATION: 21
 <223> OTHER INFORMATION: /mod_base = "5'-thio thymidine"
 <220> FEATURE:
 <221> NAME/KEY: modified_base
 <222> LOCATION: 1..19
 <223> OTHER INFORMATION: /mod_base = "2'-hydroxy corresponding base"

 <400> SEQUENCE: 100

aaugcgauac caaugcagat t 21

<210> SEQ ID NO 101
 <211> LENGTH: 21
 <212> TYPE: DNA
 <213> ORGANISM: Artificial sequence
 <220> FEATURE:
 <223> OTHER INFORMATION: siRNAs targeting hamp
 <220> FEATURE:
 <223> OTHER INFORMATION: 5'-terminal nucleic acid is a nucleoside, i.e.
 base + sugar but lacking 5'-phosphate
 <220> FEATURE:
 <221> NAME/KEY: modified_base
 <222> LOCATION: 2, 3, 5, 8, 10, 11, 14, 16
 <223> OTHER INFORMATION: /mod_base = "2'-O-methyl corresponding base"
 <220> FEATURE:
 <221> NAME/KEY: modified_base
 <222> LOCATION: 21
 <223> OTHER INFORMATION: /mod_base = "5'-thio thymidine"
 <220> FEATURE:
 <221> NAME/KEY: modified_base
 <222> LOCATION: 1, 4, 6, 7, 9, 12, 13, 15, 17, 18, 19
 <223> OTHER INFORMATION: /mod_base = "2'-hydroxy corresponding base"

 <400> SEQUENCE: 101

aaugcgauac caaugcagat t 21

<210> SEQ ID NO 102
 <211> LENGTH: 21

-continued

<212> TYPE: DNA
 <213> ORGANISM: Artificial sequence
 <220> FEATURE:
 <223> OTHER INFORMATION: siRNAs targeting hamp
 <220> FEATURE:
 <223> OTHER INFORMATION: 5'-terminal nucleic acid is a nucleoside, i.e.
 base + sugar but lacking 5'-phosphate
 <220> FEATURE:
 <221> NAME/KEY: modified_base
 <222> LOCATION: 2, 3, 5, 8, 10, 11, 14, 16
 <223> OTHER INFORMATION: /mod_base = "2'-O-methyl corresponding base"
 <220> FEATURE:
 <221> NAME/KEY: modified_base
 <222> LOCATION: 21
 <223> OTHER INFORMATION: /mod_base = "5'-thio thymidine"
 <220> FEATURE:
 <221> NAME/KEY: modified_base
 <222> LOCATION: 1, 4, 6, 7, 9, 12, 13, 15, 17, 18, 19
 <223> OTHER INFORMATION: /mod_base = "2'-hydroxy corresponding base"

 <400> SEQUENCE: 102

auugcgauac caaugcagat t 21

<210> SEQ ID NO 103
 <211> LENGTH: 21
 <212> TYPE: DNA
 <213> ORGANISM: Artificial sequence
 <220> FEATURE:
 <223> OTHER INFORMATION: siRNAs targeting hamp
 <220> FEATURE:
 <223> OTHER INFORMATION: 5'-terminal nucleic acid is a nucleoside, i.e.
 base + sugar but lacking 5'-phosphate
 <220> FEATURE:
 <221> NAME/KEY: modified_base
 <222> LOCATION: 21
 <223> OTHER INFORMATION: /mod_base = "5'-thio thymidine"
 <220> FEATURE:
 <221> NAME/KEY: modified_base
 <222> LOCATION: 1..19
 <223> OTHER INFORMATION: /mod_base = "2'-hydroxy corresponding base"

 <400> SEQUENCE: 103

aaauaagacg auuuuauuut t 21

<210> SEQ ID NO 104
 <211> LENGTH: 21
 <212> TYPE: DNA
 <213> ORGANISM: Artificial sequence
 <220> FEATURE:
 <223> OTHER INFORMATION: siRNAs targeting hamp
 <220> FEATURE:
 <223> OTHER INFORMATION: 5'-terminal nucleic acid is a nucleoside, i.e.
 base + sugar but lacking 5'-phosphate
 <220> FEATURE:
 <221> NAME/KEY: modified_base
 <222> LOCATION: 3, 9, 12, 13, 14, 15, 17, 18, 19
 <223> OTHER INFORMATION: /mod_base = "2'-O-methyl corresponding base"
 <220> FEATURE:
 <221> NAME/KEY: modified_base
 <222> LOCATION: 21
 <223> OTHER INFORMATION: /mod_base = "5'-thio thymidine"
 <220> FEATURE:
 <221> NAME/KEY: modified_base
 <222> LOCATION: 1, 2, 4, 5, 6, 7, 8, 10, 11, 16
 <223> OTHER INFORMATION: /mod_base = "2'-hydroxy corresponding base"

 <400> SEQUENCE: 104

aaauaagacg auuuuauuut t 21

<210> SEQ ID NO 105
 <211> LENGTH: 21
 <212> TYPE: DNA
 <213> ORGANISM: Artificial sequence

-continued

```

<220> FEATURE:
<223> OTHER INFORMATION: siRNAs targeting hamp
<220> FEATURE:
<223> OTHER INFORMATION: 5'-terminal nucleic acid is a nucleoside, i.e.
base + sugar but lacking 5'-phosphate
<220> FEATURE:
<221> NAME/KEY: modified_base
<222> LOCATION: 3, 9, 12, 13, 14, 15, 17, 18, 19
<223> OTHER INFORMATION: /mod_base = "2'-O-methyl corresponding base"
<220> FEATURE:
<221> NAME/KEY: modified_base
<222> LOCATION: 21
<223> OTHER INFORMATION: /mod_base = "5'-thio thymidine"
<220> FEATURE:
<221> NAME/KEY: modified_base
<222> LOCATION: 1, 2, 4, 5, 6, 7, 8, 10, 11, 16
<223> OTHER INFORMATION: /mod_base = "2'-hydroxy corresponding base"

<400> SEQUENCE: 105

aauaaagacg auuuuauuut t                                     21

```

```

<210> SEQ ID NO 106
<211> LENGTH: 21
<212> TYPE: DNA
<213> ORGANISM: Artificial sequence
<220> FEATURE:
<223> OTHER INFORMATION: siRNAs targeting hamp
<220> FEATURE:
<223> OTHER INFORMATION: 5'-terminal nucleic acid is a nucleoside, i.e.
base + sugar but lacking 5'-phosphate
<220> FEATURE:
<221> NAME/KEY: modified_base
<222> LOCATION: 21
<223> OTHER INFORMATION: /mod_base = "5'-thio thymidine"
<220> FEATURE:
<221> NAME/KEY: modified_base
<222> LOCATION: 1..19
<223> OTHER INFORMATION: /mod_base = "2'-hydroxy corresponding base"

<400> SEQUENCE: 106

ggcagacauu gcgauaccat t                                     21

```

```

<210> SEQ ID NO 107
<211> LENGTH: 21
<212> TYPE: DNA
<213> ORGANISM: Artificial sequence
<220> FEATURE:
<223> OTHER INFORMATION: siRNAs targeting hamp
<220> FEATURE:
<223> OTHER INFORMATION: 5'-terminal nucleic acid is a nucleoside, i.e.
base + sugar but lacking 5'-phosphate
<220> FEATURE:
<221> NAME/KEY: modified_base
<222> LOCATION: 3, 7, 9, 10, 12, 15, 17, 18
<223> OTHER INFORMATION: /mod_base = "2'-O-methyl corresponding base"
<220> FEATURE:
<221> NAME/KEY: modified_base
<222> LOCATION: 21
<223> OTHER INFORMATION: /mod_base = "5'-thio thymidine"
<220> FEATURE:
<221> NAME/KEY: modified_base
<222> LOCATION: 1, 2, 4, 5, 6, 8, 11, 13, 14, 16, 19
<223> OTHER INFORMATION: /mod_base = "2'-hydroxy corresponding base"

<400> SEQUENCE: 107

ggcagacauu gcgauaccat t                                     21

```

```

<210> SEQ ID NO 108
<211> LENGTH: 21
<212> TYPE: DNA
<213> ORGANISM: Artificial sequence
<220> FEATURE:
<223> OTHER INFORMATION: siRNAs targeting hamp

```

-continued

```

<220> FEATURE:
<223> OTHER INFORMATION: 5'-terminal nucleic acid is a nucleoside, i.e.
base + sugar but lacking 5'-phosphate
<220> FEATURE:
<221> NAME/KEY: modified_base
<222> LOCATION: 3, 7, 9, 10, 12, 15, 17, 18
<223> OTHER INFORMATION: /mod_base = "2'-O-methyl corresponding base"
<220> FEATURE:
<221> NAME/KEY: modified_base
<222> LOCATION: 21
<223> OTHER INFORMATION: /mod_base = "5'-thio thymidine"
<220> FEATURE:
<221> NAME/KEY: modified_base
<222> LOCATION: 1, 2, 4, 5, 6, 8, 11, 13, 14, 16, 19
<223> OTHER INFORMATION: /mod_base = "2'-hydroxy corresponding base"

<400> SEQUENCE: 108

ggcagacauu gcgauaccat t                               21

<210> SEQ ID NO 109
<211> LENGTH: 21
<212> TYPE: DNA
<213> ORGANISM: Artificial sequence
<220> FEATURE:
<223> OTHER INFORMATION: siRNAs targeting hamp
<220> FEATURE:
<223> OTHER INFORMATION: 5'-terminal nucleic acid is a nucleoside, i.e.
base + sugar but lacking 5'-phosphate
<220> FEATURE:
<221> NAME/KEY: modified_base
<222> LOCATION: 21
<223> OTHER INFORMATION: /mod_base = "5'-thio thymidine"
<220> FEATURE:
<221> NAME/KEY: modified_base
<222> LOCATION: 1..19
<223> OTHER INFORMATION: /mod_base = "2'-hydroxy corresponding base"

<400> SEQUENCE: 109

ugcuguaaca auucccagut t                               21

<210> SEQ ID NO 110
<211> LENGTH: 21
<212> TYPE: DNA
<213> ORGANISM: Artificial sequence
<220> FEATURE:
<223> OTHER INFORMATION: siRNAs targeting hamp
<220> FEATURE:
<223> OTHER INFORMATION: 5'-terminal nucleic acid is a nucleoside, i.e.
base + sugar but lacking 5'-phosphate
<220> FEATURE:
<221> NAME/KEY: modified_base
<222> LOCATION: 1, 3, 4, 6, 9, 12, 13, 14, 15, 16, 19
<223> OTHER INFORMATION: /mod_base = "2'-O-methyl corresponding base"
<220> FEATURE:
<221> NAME/KEY: modified_base
<222> LOCATION: 21
<223> OTHER INFORMATION: /mod_base = "5'-thio thymidine"
<220> FEATURE:
<221> NAME/KEY: modified_base
<222> LOCATION: 2, 5, 7, 8, 10, 11, 17, 18
<223> OTHER INFORMATION: /mod_base = "2'-hydroxy corresponding base"

<400> SEQUENCE: 110

ugcuguaaca auucccagut t                               21

<210> SEQ ID NO 111
<211> LENGTH: 21
<212> TYPE: DNA
<213> ORGANISM: Artificial sequence
<220> FEATURE:
<223> OTHER INFORMATION: siRNAs targeting hamp
<220> FEATURE:
<223> OTHER INFORMATION: 5'-terminal nucleic acid is a nucleoside, i.e.

```

-continued

base + sugar but lacking 5'-phosphate

<220> FEATURE:
 <221> NAME/KEY: modified_base
 <222> LOCATION: 1, 3, 4, 6, 9, 12, 13, 14, 15, 16, 19
 <223> OTHER INFORMATION: /mod_base = "2'-O-methyl corresponding base"

<220> FEATURE:
 <221> NAME/KEY: modified_base
 <222> LOCATION: 21
 <223> OTHER INFORMATION: /mod_base = "5'-thio thymidine"

<220> FEATURE:
 <221> NAME/KEY: modified_base
 <222> LOCATION: 2, 5, 7, 8, 10, 11, 17, 18
 <223> OTHER INFORMATION: /mod_base = "2'-hydroxy corresponding base"

<400> SEQUENCE: 111

ugcuguaaca auucccagut t 21

<210> SEQ ID NO 112
 <211> LENGTH: 21
 <212> TYPE: DNA
 <213> ORGANISM: Artificial sequence
 <220> FEATURE:
 <223> OTHER INFORMATION: siRNAs targeting hamp
 <220> FEATURE:
 <223> OTHER INFORMATION: 5'-terminal nucleic acid is a nucleoside, i.e.
 base + sugar but lacking 5'-phosphate
 <220> FEATURE:
 <221> NAME/KEY: modified_base
 <222> LOCATION: 21
 <223> OTHER INFORMATION: /mod_base = "5'-thio thymidine"
 <220> FEATURE:
 <221> NAME/KEY: modified_base
 <222> LOCATION: 1..19
 <223> OTHER INFORMATION: /mod_base = "2'-hydroxy corresponding base"

<400> SEQUENCE: 112

ucuucugcug uaaaugcugt t 21

<210> SEQ ID NO 113
 <211> LENGTH: 21
 <212> TYPE: DNA
 <213> ORGANISM: Artificial sequence
 <220> FEATURE:
 <223> OTHER INFORMATION: siRNAs targeting hamp
 <220> FEATURE:
 <223> OTHER INFORMATION: 5'-terminal nucleic acid is a nucleoside, i.e.
 base + sugar but lacking 5'-phosphate
 <220> FEATURE:
 <221> NAME/KEY: modified_base
 <222> LOCATION: 1, 2, 3, 4, 5, 6, 8, 9, 11, 15, 17, 18
 <223> OTHER INFORMATION: /mod_base = "2'-O-methyl corresponding base"
 <220> FEATURE:
 <221> NAME/KEY: modified_base
 <222> LOCATION: 21
 <223> OTHER INFORMATION: /mod_base = "5'-thio thymidine"
 <220> FEATURE:
 <221> NAME/KEY: modified_base
 <222> LOCATION: 7, 10, 12, 13, 14, 16, 19
 <223> OTHER INFORMATION: /mod_base = "2'-hydroxy corresponding base"

<400> SEQUENCE: 113

ucuucugcug uaaaugcugt t 21

<210> SEQ ID NO 114
 <211> LENGTH: 21
 <212> TYPE: DNA
 <213> ORGANISM: Artificial sequence
 <220> FEATURE:
 <223> OTHER INFORMATION: siRNAs targeting hamp
 <220> FEATURE:
 <223> OTHER INFORMATION: 5'-terminal nucleic acid is a nucleoside, i.e.
 base + sugar but lacking 5'-phosphate
 <220> FEATURE:

-continued

```

<221> NAME/KEY: modified_base
<222> LOCATION: 1, 2, 3, 4, 5, 6, 8, 9, 11, 15, 17, 18
<223> OTHER INFORMATION: /mod_base = "2'-O-methyl corresponding base"
<220> FEATURE:
<221> NAME/KEY: modified_base
<222> LOCATION: 21
<223> OTHER INFORMATION: /mod_base = "5'-thio thymidine"
<220> FEATURE:
<221> NAME/KEY: modified_base
<222> LOCATION: 7, 10, 12, 13, 14, 16, 19
<223> OTHER INFORMATION: /mod_base = "2'-hydroxy corresponding base"

<400> SEQUENCE: 114

ucuucugcug uaaaucugt t                                     21

<210> SEQ ID NO 115
<211> LENGTH: 21
<212> TYPE: DNA
<213> ORGANISM: Artificial sequence
<220> FEATURE:
<223> OTHER INFORMATION: siRNAs targeting hamp
<220> FEATURE:
<223> OTHER INFORMATION: 5'-terminal nucleic acid is a nucleoside, i.e.
base + sugar but lacking 5'-phosphate
<220> FEATURE:
<221> NAME/KEY: modified_base
<222> LOCATION: 21
<223> OTHER INFORMATION: /mod_base = "5'-thio thymidine"
<220> FEATURE:
<221> NAME/KEY: modified_base
<222> LOCATION: 1..19
<223> OTHER INFORMATION: /mod_base = "2'-hydroxy corresponding base"

<400> SEQUENCE: 115

cugccugucu ccugcuucut t                                     21

<210> SEQ ID NO 116
<211> LENGTH: 21
<212> TYPE: DNA
<213> ORGANISM: Artificial sequence
<220> FEATURE:
<223> OTHER INFORMATION: siRNAs targeting hamp
<220> FEATURE:
<223> OTHER INFORMATION: 5'-terminal nucleic acid is a nucleoside, i.e.
base + sugar but lacking 5'-phosphate
<220> FEATURE:
<221> NAME/KEY: modified_base
<222> LOCATION: 1, 2, 4, 5, 6, 8, 9, 10, 11, 12, 13, 15, 16, 17, 18, 19
<223> OTHER INFORMATION: /mod_base = "2'-O-methyl corresponding base"
<220> FEATURE:
<221> NAME/KEY: modified_base
<222> LOCATION: 21
<223> OTHER INFORMATION: /mod_base = "5'-thio thymidine"
<220> FEATURE:
<221> NAME/KEY: modified_base
<222> LOCATION: 3, 7, 14
<223> OTHER INFORMATION: /mod_base = "2'-hydroxy corresponding base"

<400> SEQUENCE: 116

cugccugucu ccugcuucut t                                     21

<210> SEQ ID NO 117
<211> LENGTH: 21
<212> TYPE: DNA
<213> ORGANISM: Artificial sequence
<220> FEATURE:
<223> OTHER INFORMATION: siRNAs targeting hamp
<220> FEATURE:
<223> OTHER INFORMATION: 5'-terminal nucleic acid is a nucleoside, i.e.
base + sugar but lacking 5'-phosphate
<220> FEATURE:
<221> NAME/KEY: modified_base
<222> LOCATION: 1, 2, 4, 5, 6, 8, 9, 10, 11, 12, 13, 15, 16, 17, 18, 19

```

-continued

<223> OTHER INFORMATION: /mod_base = "2'-O-methyl corresponding base"
 <220> FEATURE:
 <221> NAME/KEY: modified_base
 <222> LOCATION: 21
 <223> OTHER INFORMATION: /mod_base = "5'-thio thymidine"
 <220> FEATURE:
 <221> NAME/KEY: modified_base
 <222> LOCATION: 3, 7, 14
 <223> OTHER INFORMATION: /mod_base = "2'-hydroxy corresponding base"
 <400> SEQUENCE: 117

cugccugucu ccugcuucut t 21

<210> SEQ ID NO 118
 <211> LENGTH: 21
 <212> TYPE: DNA
 <213> ORGANISM: Artificial sequence
 <220> FEATURE:
 <223> OTHER INFORMATION: siRNAs targeting hamp
 <220> FEATURE:
 <223> OTHER INFORMATION: 5'-terminal nucleic acid is a nucleoside, i.e.
 base + sugar but lacking 5'-phosphate
 <220> FEATURE:
 <221> NAME/KEY: modified_base
 <222> LOCATION: 21
 <223> OTHER INFORMATION: /mod_base = "5'-thio thymidine"
 <220> FEATURE:
 <221> NAME/KEY: modified_base
 <222> LOCATION: 1..19
 <223> OTHER INFORMATION: /mod_base = "2'-hydroxy corresponding base"
 <400> SEQUENCE: 118

ugccugucuc cugcuucuct t 21

<210> SEQ ID NO 119
 <211> LENGTH: 21
 <212> TYPE: DNA
 <213> ORGANISM: Artificial sequence
 <220> FEATURE:
 <223> OTHER INFORMATION: siRNAs targeting hamp
 <220> FEATURE:
 <223> OTHER INFORMATION: 5'-terminal nucleic acid is a nucleoside, i.e.
 base + sugar but lacking 5'-phosphate
 <220> FEATURE:
 <221> NAME/KEY: modified_base
 <222> LOCATION: 1, 3, 4, 5, 7, 8, 9, 10, 11, 12, 14, 15, 16, 17, 18, 19
 <223> OTHER INFORMATION: /mod_base = "2'-O-methyl corresponding base"
 <220> FEATURE:
 <221> NAME/KEY: modified_base
 <222> LOCATION: 21
 <223> OTHER INFORMATION: /mod_base = "5'-thio thymidine"
 <220> FEATURE:
 <221> NAME/KEY: modified_base
 <222> LOCATION: 2, 6, 13
 <223> OTHER INFORMATION: /mod_base = "2'-hydroxy corresponding base"
 <400> SEQUENCE: 119

ugccugucuc cugcuucuct t 21

<210> SEQ ID NO 120
 <211> LENGTH: 21
 <212> TYPE: DNA
 <213> ORGANISM: Artificial sequence
 <220> FEATURE:
 <223> OTHER INFORMATION: siRNAs targeting hamp
 <220> FEATURE:
 <223> OTHER INFORMATION: 5'-terminal nucleic acid is a nucleoside, i.e.
 base + sugar but lacking 5'-phosphate
 <220> FEATURE:
 <221> NAME/KEY: modified_base
 <222> LOCATION: 1, 3, 4, 5, 7, 8, 9, 10, 11, 12, 14, 15, 16, 17, 18, 19
 <223> OTHER INFORMATION: /mod_base = "2'-O-methyl corresponding base"
 <220> FEATURE:

-continued

```

<221> NAME/KEY: modified_base
<222> LOCATION: 21
<223> OTHER INFORMATION: /mod_base = "5'-thio thymidine"
<220> FEATURE:
<221> NAME/KEY: modified_base
<222> LOCATION: 2, 6, 13
<223> OTHER INFORMATION: /mod_base = "2'-hydroxy corresponding base"

<400> SEQUENCE: 120

ugccugucuc cugcuucuct t                               21

```

```

<210> SEQ ID NO 121
<211> LENGTH: 21
<212> TYPE: DNA
<213> ORGANISM: Artificial sequence
<220> FEATURE:
<223> OTHER INFORMATION: siRNAs targeting hamp
<220> FEATURE:
<223> OTHER INFORMATION: 5'-terminal nucleic acid is a nucleoside, i.e.
base + sugar but lacking 5'-phosphate
<220> FEATURE:
<221> NAME/KEY: modified_base
<222> LOCATION: 21
<223> OTHER INFORMATION: /mod_base = "5'-thio thymidine"
<220> FEATURE:
<221> NAME/KEY: modified_base
<222> LOCATION: 1..19
<223> OTHER INFORMATION: /mod_base = "2'-hydroxy corresponding base"

<400> SEQUENCE: 121

gcugccuguc uccugcuuct t                               21

```

```

<210> SEQ ID NO 122
<211> LENGTH: 21
<212> TYPE: DNA
<213> ORGANISM: Artificial sequence
<220> FEATURE:
<223> OTHER INFORMATION: siRNAs targeting hamp
<220> FEATURE:
<223> OTHER INFORMATION: 5'-terminal nucleic acid is a nucleoside, i.e.
base + sugar but lacking 5'-phosphate
<220> FEATURE:
<221> NAME/KEY: modified_base
<222> LOCATION: 2, 3, 5, 6, 7, 9, 10, 11, 12, 13, 14, 16, 17, 18, 19
<223> OTHER INFORMATION: /mod_base = "2'-O-methyl corresponding base"
<220> FEATURE:
<221> NAME/KEY: modified_base
<222> LOCATION: 21
<223> OTHER INFORMATION: /mod_base = "5'-thio thymidine"
<220> FEATURE:
<221> NAME/KEY: modified_base
<222> LOCATION: 1, 4, 8, 15
<223> OTHER INFORMATION: /mod_base = "2'-hydroxy corresponding base"

<400> SEQUENCE: 122

gcugccuguc uccugcuuct t                               21

```

```

<210> SEQ ID NO 123
<211> LENGTH: 21
<212> TYPE: DNA
<213> ORGANISM: Artificial sequence
<220> FEATURE:
<223> OTHER INFORMATION: siRNAs targeting hamp
<220> FEATURE:
<223> OTHER INFORMATION: 5'-terminal nucleic acid is a nucleoside, i.e.
base + sugar but lacking 5'-phosphate
<220> FEATURE:
<221> NAME/KEY: modified_base
<222> LOCATION: 2, 3, 5, 6, 7, 9, 10, 11, 12, 13, 14, 16, 17, 18, 19
<223> OTHER INFORMATION: /mod_base = "2'-O-methyl corresponding base"
<220> FEATURE:
<221> NAME/KEY: modified_base
<222> LOCATION: 21

```

-continued

```

<223> OTHER INFORMATION: /mod_base = "5'-thio thymidine"
<220> FEATURE:
<221> NAME/KEY: modified_base
<222> LOCATION: 1, 4, 8, 15
<223> OTHER INFORMATION: /mod_base = "2'-hydroxy corresponding base"

<400> SEQUENCE: 123

gcugccuguc uccugcuuct t                                     21

<210> SEQ ID NO 124
<211> LENGTH: 21
<212> TYPE: DNA
<213> ORGANISM: Artificial sequence
<220> FEATURE:
<223> OTHER INFORMATION: siRNAs targeting hamp
<220> FEATURE:
<223> OTHER INFORMATION: 5'-terminal nucleic acid is a nucleoside, i.e.
      base + sugar but lacking 5'-phosphate
<220> FEATURE:
<221> NAME/KEY: modified_base
<222> LOCATION: 21
<223> OTHER INFORMATION: /mod_base = "5'-thio thymidine"
<220> FEATURE:
<221> NAME/KEY: modified_base
<222> LOCATION: 1..19
<223> OTHER INFORMATION: /mod_base = "2'-hydroxy corresponding base"

<400> SEQUENCE: 124

gccugucucc ugcuucucct t                                     21

<210> SEQ ID NO 125
<211> LENGTH: 21
<212> TYPE: DNA
<213> ORGANISM: Artificial sequence
<220> FEATURE:
<223> OTHER INFORMATION: siRNAs targeting hamp
<220> FEATURE:
<223> OTHER INFORMATION: 5'-terminal nucleic acid is a nucleoside, i.e.
      base + sugar but lacking 5'-phosphate
<220> FEATURE:
<221> NAME/KEY: modified_base
<222> LOCATION: 2, 3, 4, 6, 7, 8, 9, 10, 11, 13, 14, 15, 16, 17, 18, 19
<223> OTHER INFORMATION: /mod_base = "2'-O-methyl corresponding base"
<220> FEATURE:
<221> NAME/KEY: modified_base
<222> LOCATION: 21
<223> OTHER INFORMATION: /mod_base = "5'-thio thymidine"
<220> FEATURE:
<221> NAME/KEY: modified_base
<222> LOCATION: 1, 5, 12
<223> OTHER INFORMATION: /mod_base = "2'-hydroxy corresponding base"

<400> SEQUENCE: 125

gccugucucc ugcuucucct t                                     21

<210> SEQ ID NO 126
<211> LENGTH: 21
<212> TYPE: DNA
<213> ORGANISM: Artificial sequence
<220> FEATURE:
<223> OTHER INFORMATION: siRNAs targeting hamp
<220> FEATURE:
<223> OTHER INFORMATION: 5'-terminal nucleic acid is a nucleoside, i.e.
      base + sugar but lacking 5'-phosphate
<220> FEATURE:
<221> NAME/KEY: modified_base
<222> LOCATION: 2, 3, 4, 6, 7, 8, 9, 10, 11, 13, 14, 15, 16, 17, 18, 19
<223> OTHER INFORMATION: /mod_base = "2'-O-methyl corresponding base"
<220> FEATURE:
<221> NAME/KEY: modified_base
<222> LOCATION: 21
<223> OTHER INFORMATION: /mod_base = "5'-thio thymidine"
<220> FEATURE:

```

-continued

```

<221> NAME/KEY: modified_base
<222> LOCATION: 1, 5, 12
<223> OTHER INFORMATION: /mod_base = "2'-hydroxy corresponding base"

<400> SEQUENCE: 126

gccugucucc ugcucucct t                                     21

<210> SEQ ID NO 127
<211> LENGTH: 21
<212> TYPE: DNA
<213> ORGANISM: Artificial sequence
<220> FEATURE:
<223> OTHER INFORMATION: siRNAs targeting hamp
<220> FEATURE:
<223> OTHER INFORMATION: 5'-terminal nucleic acid is a nucleoside, i.e.
base + sugar but lacking 5'-phosphate
<220> FEATURE:
<221> NAME/KEY: modified_base
<222> LOCATION: 21
<223> OTHER INFORMATION: /mod_base = "5'-thio thymidine"
<220> FEATURE:
<221> NAME/KEY: modified_base
<222> LOCATION: 1..19
<223> OTHER INFORMATION: /mod_base = "2'-hydroxy corresponding base"

<400> SEQUENCE: 127

caggcugccu gucuccugct t                                     21

<210> SEQ ID NO 128
<211> LENGTH: 21
<212> TYPE: DNA
<213> ORGANISM: Artificial sequence
<220> FEATURE:
<223> OTHER INFORMATION: siRNAs targeting hamp
<220> FEATURE:
<223> OTHER INFORMATION: 5'-terminal nucleic acid is a nucleoside, i.e.
base + sugar but lacking 5'-phosphate
<220> FEATURE:
<221> NAME/KEY: modified_base
<222> LOCATION: 1, 5, 6, 8, 9, 10, 12, 13, 14, 15, 16, 17, 19
<223> OTHER INFORMATION: /mod_base = "2'-O-methyl corresponding base"
<220> FEATURE:
<221> NAME/KEY: modified_base
<222> LOCATION: 21
<223> OTHER INFORMATION: /mod_base = "5'-thio thymidine"
<220> FEATURE:
<221> NAME/KEY: modified_base
<222> LOCATION: 2, 3, 4, 7, 11, 18
<223> OTHER INFORMATION: /mod_base = "2'-hydroxy corresponding base"

<400> SEQUENCE: 128

caggcugccu gucuccugct t                                     21

<210> SEQ ID NO 129
<211> LENGTH: 21
<212> TYPE: DNA
<213> ORGANISM: Artificial sequence
<220> FEATURE:
<223> OTHER INFORMATION: siRNAs targeting hamp
<220> FEATURE:
<223> OTHER INFORMATION: 5'-terminal nucleic acid is a nucleoside, i.e.
base + sugar but lacking 5'-phosphate
<220> FEATURE:
<221> NAME/KEY: modified_base
<222> LOCATION: 1, 5, 6, 8, 9, 10, 12, 13, 14, 15, 16, 17, 19
<223> OTHER INFORMATION: /mod_base = "2'-O-methyl corresponding base"
<220> FEATURE:
<221> NAME/KEY: modified_base
<222> LOCATION: 21
<223> OTHER INFORMATION: /mod_base = "5'-thio thymidine"
<220> FEATURE:
<221> NAME/KEY: modified_base
<222> LOCATION: 2, 3, 4, 7, 11, 18

```

-continued

<223> OTHER INFORMATION: /mod_base = "2'-hydroxy corresponding base"

<400> SEQUENCE: 129

caggcugccu gucuccugct t 21

<210> SEQ ID NO 130

<211> LENGTH: 21

<212> TYPE: DNA

<213> ORGANISM: Artificial sequence

<220> FEATURE:

<223> OTHER INFORMATION: siRNAs targeting hamp

<220> FEATURE:

<223> OTHER INFORMATION: 5'-terminal nucleic acid is a nucleoside, i.e. base + sugar but lacking 5'-phosphate

<220> FEATURE:

<221> NAME/KEY: modified_base

<222> LOCATION: 21

<223> OTHER INFORMATION: /mod_base = "5'-thio thymidine"

<220> FEATURE:

<221> NAME/KEY: modified_base

<222> LOCATION: 1..19

<223> OTHER INFORMATION: /mod_base = "2'-hydroxy corresponding base"

<400> SEQUENCE: 130

cuucugcugu aaugcugut t 21

<210> SEQ ID NO 131

<211> LENGTH: 21

<212> TYPE: DNA

<213> ORGANISM: Artificial sequence

<220> FEATURE:

<223> OTHER INFORMATION: siRNAs targeting hamp

<220> FEATURE:

<223> OTHER INFORMATION: 5'-terminal nucleic acid is a nucleoside, i.e. base + sugar but lacking 5'-phosphate

<220> FEATURE:

<221> NAME/KEY: modified_base

<222> LOCATION: 1, 2, 3, 4, 5, 7, 8, 10, 14, 16, 17, 19

<223> OTHER INFORMATION: /mod_base = "2'-O-methyl corresponding base"

<220> FEATURE:

<221> NAME/KEY: modified_base

<222> LOCATION: 21

<223> OTHER INFORMATION: /mod_base = "5'-thio thymidine"

<220> FEATURE:

<221> NAME/KEY: modified_base

<222> LOCATION: 6, 9, 11, 12, 13, 15, 18

<223> OTHER INFORMATION: /mod_base = "2'-hydroxy corresponding base"

<400> SEQUENCE: 131

cuucugcugu aaugcugut t 21

<210> SEQ ID NO 132

<211> LENGTH: 21

<212> TYPE: DNA

<213> ORGANISM: Artificial sequence

<220> FEATURE:

<223> OTHER INFORMATION: siRNAs targeting hamp

<220> FEATURE:

<223> OTHER INFORMATION: 5'-terminal nucleic acid is a nucleoside, i.e. base + sugar but lacking 5'-phosphate

<220> FEATURE:

<221> NAME/KEY: modified_base

<222> LOCATION: 1, 2, 3, 4, 5, 7, 8, 10, 14, 16, 17, 19

<223> OTHER INFORMATION: /mod_base = "2'-O-methyl corresponding base"

<220> FEATURE:

<221> NAME/KEY: modified_base

<222> LOCATION: 21

<223> OTHER INFORMATION: /mod_base = "5'-thio thymidine"

<220> FEATURE:

<221> NAME/KEY: modified_base

<222> LOCATION: 6, 9, 11, 12, 13, 15, 18

<223> OTHER INFORMATION: /mod_base = "2'-hydroxy corresponding base"

-continued

<400> SEQUENCE: 132

cuucugcugu aaaugcugut t

21

<210> SEQ ID NO 133

<211> LENGTH: 21

<212> TYPE: DNA

<213> ORGANISM: Artificial sequence

<220> FEATURE:

<223> OTHER INFORMATION: siRNAs targeting hamp

<220> FEATURE:

<223> OTHER INFORMATION: 5'-terminal nucleic acid is a nucleoside, i.e. base + sugar but lacking 5'-phosphate

<220> FEATURE:

<221> NAME/KEY: modified_base

<222> LOCATION: 21

<223> OTHER INFORMATION: /mod_base = "5'-thio thymidine"

<220> FEATURE:

<221> NAME/KEY: modified_base

<222> LOCATION: 1..19

<223> OTHER INFORMATION: /mod_base = "2'-hydroxy corresponding base"

<400> SEQUENCE: 133

uucugcugua aaugcuguat t

21

<210> SEQ ID NO 134

<211> LENGTH: 21

<212> TYPE: DNA

<213> ORGANISM: Artificial sequence

<220> FEATURE:

<223> OTHER INFORMATION: siRNAs targeting hamp

<220> FEATURE:

<223> OTHER INFORMATION: 5'-terminal nucleic acid is a nucleoside, i.e. base + sugar but lacking 5'-phosphate

<220> FEATURE:

<221> NAME/KEY: modified_base

<222> LOCATION: 1, 2, 3, 4, 6, 7, 9, 13, 15, 16, 18

<223> OTHER INFORMATION: /mod_base = "2'-O-methyl corresponding base"

<220> FEATURE:

<221> NAME/KEY: modified_base

<222> LOCATION: 21

<223> OTHER INFORMATION: /mod_base = "5'-thio thymidine"

<220> FEATURE:

<221> NAME/KEY: modified_base

<222> LOCATION: 5, 8, 10, 11, 12, 14, 17, 19

<223> OTHER INFORMATION: /mod_base = "2'-hydroxy corresponding base"

<400> SEQUENCE: 134

uucugcugua aaugcuguat t

21

<210> SEQ ID NO 135

<211> LENGTH: 21

<212> TYPE: DNA

<213> ORGANISM: Artificial sequence

<220> FEATURE:

<223> OTHER INFORMATION: siRNAs targeting hamp

<220> FEATURE:

<223> OTHER INFORMATION: 5'-terminal nucleic acid is a nucleoside, i.e. base + sugar but lacking 5'-phosphate

<220> FEATURE:

<221> NAME/KEY: modified_base

<222> LOCATION: 1, 2, 3, 4, 6, 7, 9, 13, 15, 16, 18

<223> OTHER INFORMATION: /mod_base = "2'-O-methyl corresponding base"

<220> FEATURE:

<221> NAME/KEY: modified_base

<222> LOCATION: 21

<223> OTHER INFORMATION: /mod_base = "5'-thio thymidine"

<220> FEATURE:

<221> NAME/KEY: modified_base

<222> LOCATION: 5, 8, 10, 11, 12, 14, 17, 19

<223> OTHER INFORMATION: /mod_base = "2'-hydroxy corresponding base"

<400> SEQUENCE: 135

-continued

 uucugcugua aaucguguat t 21

<210> SEQ ID NO 136
 <211> LENGTH: 21
 <212> TYPE: DNA
 <213> ORGANISM: Artificial sequence
 <220> FEATURE:
 <223> OTHER INFORMATION: siRNAs targeting hamp
 <220> FEATURE:
 <223> OTHER INFORMATION: 5'-terminal nucleic acid is a nucleoside, i.e.
 base + sugar but lacking 5'-phosphate
 <220> FEATURE:
 <221> NAME/KEY: modified_base
 <222> LOCATION: 21
 <223> OTHER INFORMATION: /mod_base = "5'-thio thymidine"
 <220> FEATURE:
 <221> NAME/KEY: modified_base
 <222> LOCATION: 1..19
 <223> OTHER INFORMATION: /mod_base = "2'-hydroxy corresponding base"

 <400> SEQUENCE: 136

ucugcuguaa augcuguaat t 21

<210> SEQ ID NO 137
 <211> LENGTH: 21
 <212> TYPE: DNA
 <213> ORGANISM: Artificial sequence
 <220> FEATURE:
 <223> OTHER INFORMATION: siRNAs targeting hamp
 <220> FEATURE:
 <223> OTHER INFORMATION: 5'-terminal nucleic acid is a nucleoside, i.e.
 base + sugar but lacking 5'-phosphate
 <220> FEATURE:
 <221> NAME/KEY: modified_base
 <222> LOCATION: 1, 2, 3, 5, 6, 8, 12, 14, 15, 17
 <223> OTHER INFORMATION: /mod_base = "2'-O-methyl corresponding base"
 <220> FEATURE:
 <221> NAME/KEY: modified_base
 <222> LOCATION: 21
 <223> OTHER INFORMATION: /mod_base = "5'-thio thymidine"
 <220> FEATURE:
 <221> NAME/KEY: modified_base
 <222> LOCATION: 4, 7, 9, 10, 11, 13, 16, 18, 19
 <223> OTHER INFORMATION: /mod_base = "2'-hydroxy corresponding base"

 <400> SEQUENCE: 137

ucugcuguaa augcuguaat t 21

<210> SEQ ID NO 138
 <211> LENGTH: 21
 <212> TYPE: DNA
 <213> ORGANISM: Artificial sequence
 <220> FEATURE:
 <223> OTHER INFORMATION: siRNAs targeting hamp
 <220> FEATURE:
 <223> OTHER INFORMATION: 5'-terminal nucleic acid is a nucleoside, i.e.
 base + sugar but lacking 5'-phosphate
 <220> FEATURE:
 <221> NAME/KEY: modified_base
 <222> LOCATION: 1, 2, 3, 5, 6, 8, 12, 14, 15, 17
 <223> OTHER INFORMATION: /mod_base = "2'-O-methyl corresponding base"
 <220> FEATURE:
 <221> NAME/KEY: modified_base
 <222> LOCATION: 21
 <223> OTHER INFORMATION: /mod_base = "5'-thio thymidine"
 <220> FEATURE:
 <221> NAME/KEY: modified_base
 <222> LOCATION: 4, 7, 9, 10, 11, 13, 16, 18, 19
 <223> OTHER INFORMATION: /mod_base = "2'-hydroxy corresponding base"

 <400> SEQUENCE: 138

ucugcuguaa augcuguaat t 21

-continued

<210> SEQ ID NO 139
<211> LENGTH: 21
<212> TYPE: DNA
<213> ORGANISM: Artificial sequence
<220> FEATURE:
<223> OTHER INFORMATION: siRNAs targeting hamp
<220> FEATURE:
<223> OTHER INFORMATION: 5'-terminal nucleic acid is a nucleoside, i.e.
base + sugar but lacking 5'-phosphate
<220> FEATURE:
<221> NAME/KEY: modified_base
<222> LOCATION: 21
<223> OTHER INFORMATION: /mod_base = "5'-thio thymidine"
<220> FEATURE:
<221> NAME/KEY: modified_base
<222> LOCATION: 1..19
<223> OTHER INFORMATION: /mod_base = "2'-hydroxy corresponding base"

<400> SEQUENCE: 139
aggcugccug ucuccugcut t 21

<210> SEQ ID NO 140
<211> LENGTH: 21
<212> TYPE: DNA
<213> ORGANISM: Artificial sequence
<220> FEATURE:
<223> OTHER INFORMATION: siRNAs targeting hamp
<220> FEATURE:
<223> OTHER INFORMATION: 5'-terminal nucleic acid is a nucleoside, i.e.
base + sugar but lacking 5'-phosphate
<220> FEATURE:
<221> NAME/KEY: modified_base
<222> LOCATION: 4, 5, 7, 8, 9, 11, 12, 13, 14, 15, 16, 18, 19
<223> OTHER INFORMATION: /mod_base = "2'-O-methyl corresponding base"
<220> FEATURE:
<221> NAME/KEY: modified_base
<222> LOCATION: 21
<223> OTHER INFORMATION: /mod_base = "5'-thio thymidine"
<220> FEATURE:
<221> NAME/KEY: modified_base
<222> LOCATION: 1, 2, 3, 6, 10, 17
<223> OTHER INFORMATION: /mod_base = "2'-hydroxy corresponding base"

<400> SEQUENCE: 140
aggcugccug ucuccugcut t 21

<210> SEQ ID NO 141
<211> LENGTH: 21
<212> TYPE: DNA
<213> ORGANISM: Artificial sequence
<220> FEATURE:
<223> OTHER INFORMATION: siRNAs targeting hamp
<220> FEATURE:
<223> OTHER INFORMATION: 5'-terminal nucleic acid is a nucleoside, i.e.
base + sugar but lacking 5'-phosphate
<220> FEATURE:
<221> NAME/KEY: modified_base
<222> LOCATION: 4, 5, 7, 8, 9, 11, 12, 13, 14, 15, 16, 18, 19
<223> OTHER INFORMATION: /mod_base = "2'-O-methyl corresponding base"
<220> FEATURE:
<221> NAME/KEY: modified_base
<222> LOCATION: 21
<223> OTHER INFORMATION: /mod_base = "5'-thio thymidine"
<220> FEATURE:
<221> NAME/KEY: modified_base
<222> LOCATION: 1, 2, 3, 6, 10, 17
<223> OTHER INFORMATION: /mod_base = "2'-hydroxy corresponding base"

<400> SEQUENCE: 141
aggcugccug ucuccugcut t 21

<210> SEQ ID NO 142

-continued

<211> LENGTH: 21
 <212> TYPE: DNA
 <213> ORGANISM: Artificial sequence
 <220> FEATURE:
 <223> OTHER INFORMATION: siRNAs targeting hamp
 <220> FEATURE:
 <223> OTHER INFORMATION: 5'-terminal nucleic acid is a nucleoside, i.e.
 base + sugar but lacking 5'-phosphate
 <220> FEATURE:
 <221> NAME/KEY: modified_base
 <222> LOCATION: 21
 <223> OTHER INFORMATION: /mod_base = "5'-thio thymidine"
 <220> FEATURE:
 <221> NAME/KEY: modified_base
 <222> LOCATION: 1..19
 <223> OTHER INFORMATION: /mod_base = "2'-hydroxy corresponding base"

 <400> SEQUENCE: 142

 ggcugccugu cuccugcuut t 21

<210> SEQ ID NO 143
 <211> LENGTH: 21
 <212> TYPE: DNA
 <213> ORGANISM: Artificial sequence
 <220> FEATURE:
 <223> OTHER INFORMATION: siRNAs targeting hamp
 <220> FEATURE:
 <223> OTHER INFORMATION: 5'-terminal nucleic acid is a nucleoside, i.e.
 base + sugar but lacking 5'-phosphate
 <220> FEATURE:
 <221> NAME/KEY: modified_base
 <222> LOCATION: 3, 4, 6, 7, 8, 10, 11, 12, 13, 14, 15, 17, 18, 19
 <223> OTHER INFORMATION: /mod_base = "2'-O-methyl corresponding base"
 <220> FEATURE:
 <221> NAME/KEY: modified_base
 <222> LOCATION: 21
 <223> OTHER INFORMATION: /mod_base = "5'-thio thymidine"
 <220> FEATURE:
 <221> NAME/KEY: modified_base
 <222> LOCATION: 1, 2, 5, 9, 16
 <223> OTHER INFORMATION: /mod_base = "2'-hydroxy corresponding base"

 <400> SEQUENCE: 143

 ggcugccugu cuccugcuut t 21

<210> SEQ ID NO 144
 <211> LENGTH: 21
 <212> TYPE: DNA
 <213> ORGANISM: Artificial sequence
 <220> FEATURE:
 <223> OTHER INFORMATION: siRNAs targeting hamp
 <220> FEATURE:
 <223> OTHER INFORMATION: 5'-terminal nucleic acid is a nucleoside, i.e.
 base + sugar but lacking 5'-phosphate
 <220> FEATURE:
 <221> NAME/KEY: modified_base
 <222> LOCATION: 3, 4, 6, 7, 8, 10, 11, 12, 13, 14, 15, 17, 18, 19
 <223> OTHER INFORMATION: /mod_base = "2'-O-methyl corresponding base"
 <220> FEATURE:
 <221> NAME/KEY: modified_base
 <222> LOCATION: 21
 <223> OTHER INFORMATION: /mod_base = "5'-thio thymidine"
 <220> FEATURE:
 <221> NAME/KEY: modified_base
 <222> LOCATION: 1, 2, 5, 9, 16
 <223> OTHER INFORMATION: /mod_base = "2'-hydroxy corresponding base"

 <400> SEQUENCE: 144

 ggcugccugu cuccugcuut t 21

<210> SEQ ID NO 145
 <211> LENGTH: 21
 <212> TYPE: DNA

-continued

<213> ORGANISM: Artificial sequence
 <220> FEATURE:
 <223> OTHER INFORMATION: siRNAs targeting hamp
 <220> FEATURE:
 <223> OTHER INFORMATION: 5'-terminal nucleic acid is a nucleoside, i.e.
 base + sugar but lacking 5'-phosphate
 <220> FEATURE:
 <221> NAME/KEY: modified_base
 <222> LOCATION: 21
 <223> OTHER INFORMATION: /mod_base = "5'-thio thymidine"
 <220> FEATURE:
 <221> NAME/KEY: modified_base
 <222> LOCATION: 1..19
 <223> OTHER INFORMATION: /mod_base = "2'-hydroxy corresponding base"

<400> SEQUENCE: 145

auugguauCG caaugucugt t 21

<210> SEQ ID NO 146
 <211> LENGTH: 21
 <212> TYPE: DNA
 <213> ORGANISM: Artificial sequence
 <220> FEATURE:
 <223> OTHER INFORMATION: siRNAs targeting hamp
 <220> FEATURE:
 <223> OTHER INFORMATION: 5'-terminal nucleic acid is a nucleoside, i.e.
 base + sugar but lacking 5'-phosphate
 <220> FEATURE:
 <221> NAME/KEY: modified_base
 <222> LOCATION: 6, 11
 <223> OTHER INFORMATION: /mod_base = "2'-O-methyl corresponding base"
 <220> FEATURE:
 <221> NAME/KEY: modified_base
 <222> LOCATION: 21
 <223> OTHER INFORMATION: /mod_base = "5'-thio thymidine"
 <220> FEATURE:
 <221> NAME/KEY: modified_base
 <222> LOCATION: 1, 2, 3, 4, 5, 7, 8, 9, 10, 12, 13, 14, 15, 16, 17, 18,
 19
 <223> OTHER INFORMATION: /mod_base = "2'-hydroxy corresponding base"

<400> SEQUENCE: 146

auugguauCG caaugucugt t 21

<210> SEQ ID NO 147
 <211> LENGTH: 21
 <212> TYPE: DNA
 <213> ORGANISM: Artificial sequence
 <220> FEATURE:
 <223> OTHER INFORMATION: siRNAs targeting hamp
 <220> FEATURE:
 <223> OTHER INFORMATION: 5'-terminal nucleic acid is a nucleoside, i.e.
 base + sugar but lacking 5'-phosphate
 <220> FEATURE:
 <221> NAME/KEY: modified_base
 <222> LOCATION: 2, 3, 6, 11, 14, 18
 <223> OTHER INFORMATION: /mod_base = "2'-O-methyl corresponding base"
 <220> FEATURE:
 <221> NAME/KEY: modified_base
 <222> LOCATION: 21
 <223> OTHER INFORMATION: /mod_base = "5'-thio thymidine"
 <220> FEATURE:
 <221> NAME/KEY: modified_base
 <222> LOCATION: 1, 4, 5, 7, 8, 9, 10, 12, 13, 15, 16, 17, 19
 <223> OTHER INFORMATION: /mod_base = "2'-hydroxy corresponding base"

<400> SEQUENCE: 147

auugguauCG caaugucugt t 21

<210> SEQ ID NO 148
 <211> LENGTH: 21
 <212> TYPE: DNA
 <213> ORGANISM: Artificial sequence

-continued

<220> FEATURE:
 <223> OTHER INFORMATION: siRNAs targeting hamp
 <220> FEATURE:
 <223> OTHER INFORMATION: 5'-terminal nucleic acid is a nucleoside, i.e.
 base + sugar but lacking 5'-phosphate
 <220> FEATURE:
 <221> NAME/KEY: modified_base
 <222> LOCATION: 21
 <223> OTHER INFORMATION: /mod_base = "5'-thio thymidine"
 <220> FEATURE:
 <221> NAME/KEY: modified_base
 <222> LOCATION: 1..19
 <223> OTHER INFORMATION: /mod_base = "2'-hydroxy corresponding base"

 <400> SEQUENCE: 148

 caugguauc gcaaugucut t 21

 <210> SEQ ID NO 149
 <211> LENGTH: 21
 <212> TYPE: DNA
 <213> ORGANISM: Artificial sequence
 <220> FEATURE:
 <223> OTHER INFORMATION: siRNAs targeting hamp
 <220> FEATURE:
 <223> OTHER INFORMATION: 5'-terminal nucleic acid is a nucleoside, i.e.
 base + sugar but lacking 5'-phosphate
 <220> FEATURE:
 <221> NAME/KEY: modified_base
 <222> LOCATION: 1, 7, 12
 <223> OTHER INFORMATION: /mod_base = "2'-O-methyl corresponding base"
 <220> FEATURE:
 <221> NAME/KEY: modified_base
 <222> LOCATION: 21
 <223> OTHER INFORMATION: /mod_base = "5'-thio thymidine"
 <220> FEATURE:
 <221> NAME/KEY: modified_base
 <222> LOCATION: 2, 3, 4, 5, 6, 8, 9, 10, 11, 13, 14, 15, 16, 17, 18, 19
 <223> OTHER INFORMATION: /mod_base = "2'-hydroxy corresponding base"

 <400> SEQUENCE: 149

 caugguauc gcaaugucut t 21

 <210> SEQ ID NO 150
 <211> LENGTH: 21
 <212> TYPE: DNA
 <213> ORGANISM: Artificial sequence
 <220> FEATURE:
 <223> OTHER INFORMATION: siRNAs targeting hamp
 <220> FEATURE:
 <223> OTHER INFORMATION: 5'-terminal nucleic acid is a nucleoside, i.e.
 base + sugar but lacking 5'-phosphate
 <220> FEATURE:
 <221> NAME/KEY: modified_base
 <222> LOCATION: 1, 3, 4, 7, 12, 15
 <223> OTHER INFORMATION: /mod_base = "2'-O-methyl corresponding base"
 <220> FEATURE:
 <221> NAME/KEY: modified_base
 <222> LOCATION: 21
 <223> OTHER INFORMATION: /mod_base = "5'-thio thymidine"
 <220> FEATURE:
 <221> NAME/KEY: modified_base
 <222> LOCATION: 2, 5, 6, 8, 9, 10, 11, 13, 14, 16, 17, 18, 19
 <223> OTHER INFORMATION: /mod_base = "2'-hydroxy corresponding base"

 <400> SEQUENCE: 150

 caugguauc gcaaugucut t 21

 <210> SEQ ID NO 151
 <211> LENGTH: 21
 <212> TYPE: DNA
 <213> ORGANISM: Artificial sequence
 <220> FEATURE:
 <223> OTHER INFORMATION: siRNAs targeting hamp

-continued

<220> FEATURE:
 <223> OTHER INFORMATION: 5'-terminal nucleic acid is a nucleoside, i.e. base + sugar but lacking 5'-phosphate
 <220> FEATURE:
 <221> NAME/KEY: modified_base
 <222> LOCATION: 21
 <223> OTHER INFORMATION: /mod_base = "5'-thio thymidine"
 <220> FEATURE:
 <221> NAME/KEY: modified_base
 <222> LOCATION: 1..19
 <223> OTHER INFORMATION: /mod_base = "2'-hydroxy corresponding base"
 <400> SEQUENCE: 151

uugguauagc aaugucugct t 21

<210> SEQ ID NO 152
 <211> LENGTH: 21
 <212> TYPE: DNA
 <213> ORGANISM: Artificial sequence
 <220> FEATURE:
 <223> OTHER INFORMATION: siRNAs targeting hamp
 <220> FEATURE:
 <223> OTHER INFORMATION: 5'-terminal nucleic acid is a nucleoside, i.e. base + sugar but lacking 5'-phosphate
 <220> FEATURE:
 <221> NAME/KEY: modified_base
 <222> LOCATION: 5, 10
 <223> OTHER INFORMATION: /mod_base = "2'-O-methyl corresponding base"
 <220> FEATURE:
 <221> NAME/KEY: modified_base
 <222> LOCATION: 21
 <223> OTHER INFORMATION: /mod_base = "5'-thio thymidine"
 <220> FEATURE:
 <221> NAME/KEY: modified_base
 <222> LOCATION: 1, 2, 3, 4, 6, 7, 8, 9, 11, 12, 13, 14, 15, 16, 17, 18, 19
 <223> OTHER INFORMATION: /mod_base = "2'-hydroxy corresponding base"
 <400> SEQUENCE: 152

uugguauagc aaugucugct t 21

<210> SEQ ID NO 153
 <211> LENGTH: 21
 <212> TYPE: DNA
 <213> ORGANISM: Artificial sequence
 <220> FEATURE:
 <223> OTHER INFORMATION: siRNAs targeting hamp
 <220> FEATURE:
 <223> OTHER INFORMATION: 5'-terminal nucleic acid is a nucleoside, i.e. base + sugar but lacking 5'-phosphate
 <220> FEATURE:
 <221> NAME/KEY: modified_base
 <222> LOCATION: 1, 2, 5, 10, 13, 17
 <223> OTHER INFORMATION: /mod_base = "2'-O-methyl corresponding base"
 <220> FEATURE:
 <221> NAME/KEY: modified_base
 <222> LOCATION: 21
 <223> OTHER INFORMATION: /mod_base = "5'-thio thymidine"
 <220> FEATURE:
 <221> NAME/KEY: modified_base
 <222> LOCATION: 3, 4, 6, 7, 8, 9, 11, 12, 14, 15, 16, 18, 19
 <223> OTHER INFORMATION: /mod_base = "2'-hydroxy corresponding base"
 <400> SEQUENCE: 153

uugguauagc aaugucugct t 21

<210> SEQ ID NO 154
 <211> LENGTH: 21
 <212> TYPE: DNA
 <213> ORGANISM: Artificial sequence
 <220> FEATURE:
 <223> OTHER INFORMATION: siRNAs targeting hamp
 <220> FEATURE:

-continued

<223> OTHER INFORMATION: 5'-terminal nucleic acid is a nucleoside, i.e. base + sugar but lacking 5'-phosphate
 <220> FEATURE:
 <221> NAME/KEY: modified_base
 <222> LOCATION: 21
 <223> OTHER INFORMATION: /mod_base = "5'-thio thymidine"
 <220> FEATURE:
 <221> NAME/KEY: modified_base
 <222> LOCATION: 1..19
 <223> OTHER INFORMATION: /mod_base = "2'-hydroxy corresponding base"
 <400> SEQUENCE: 154

aggauuggc ucuaggcuat t 21

<210> SEQ ID NO 155
 <211> LENGTH: 21
 <212> TYPE: DNA
 <213> ORGANISM: Artificial sequence
 <220> FEATURE:
 <223> OTHER INFORMATION: siRNAs targeting hamp
 <220> FEATURE:
 <223> OTHER INFORMATION: 5'-terminal nucleic acid is a nucleoside, i.e. base + sugar but lacking 5'-phosphate
 <220> FEATURE:
 <221> NAME/KEY: modified_base
 <222> LOCATION: 13, 18
 <223> OTHER INFORMATION: /mod_base = "2'-O-methyl corresponding base"
 <220> FEATURE:
 <221> NAME/KEY: modified_base
 <222> LOCATION: 21
 <223> OTHER INFORMATION: /mod_base = "5'-thio thymidine"
 <220> FEATURE:
 <221> NAME/KEY: modified_base
 <222> LOCATION: 1, 2, 3, 4, 5, 6, 7, 8, 9, 10, 11, 12, 14, 15, 16, 17, 19
 <223> OTHER INFORMATION: /mod_base = "2'-hydroxy corresponding base"
 <400> SEQUENCE: 155

aggauuggc ucuaggcuat t 21

<210> SEQ ID NO 156
 <211> LENGTH: 21
 <212> TYPE: DNA
 <213> ORGANISM: Artificial sequence
 <220> FEATURE:
 <223> OTHER INFORMATION: siRNAs targeting hamp
 <220> FEATURE:
 <223> OTHER INFORMATION: 5'-terminal nucleic acid is a nucleoside, i.e. base + sugar but lacking 5'-phosphate
 <220> FEATURE:
 <221> NAME/KEY: modified_base
 <222> LOCATION: 5, 7, 13, 18
 <223> OTHER INFORMATION: /mod_base = "2'-O-methyl corresponding base"
 <220> FEATURE:
 <221> NAME/KEY: modified_base
 <222> LOCATION: 21
 <223> OTHER INFORMATION: /mod_base = "5'-thio thymidine"
 <220> FEATURE:
 <221> NAME/KEY: modified_base
 <222> LOCATION: 1, 2, 3, 4, 6, 8, 9, 10, 11, 12, 14, 15, 16, 17, 19
 <223> OTHER INFORMATION: /mod_base = "2'-hydroxy corresponding base"
 <400> SEQUENCE: 156

aggauuggc ucuaggcuat t 21

<210> SEQ ID NO 157
 <211> LENGTH: 21
 <212> TYPE: DNA
 <213> ORGANISM: Artificial sequence
 <220> FEATURE:
 <223> OTHER INFORMATION: siRNAs targeting hamp
 <220> FEATURE:
 <223> OTHER INFORMATION: 5'-terminal nucleic acid is a nucleoside, i.e.

-continued

```

    base + sugar but lacking 5'-phosphate
<220> FEATURE:
<221> NAME/KEY: modified_base
<222> LOCATION: 21
<223> OTHER INFORMATION: /mod_base = "5'-thio thymidine"
<220> FEATURE:
<221> NAME/KEY: modified_base
<222> LOCATION: 1..19
<223> OTHER INFORMATION: /mod_base = "2'-hydroxy corresponding base"

<400> SEQUENCE: 157

gcauugguau cgcaauguct t                                     21

<210> SEQ ID NO 158
<211> LENGTH: 21
<212> TYPE: DNA
<213> ORGANISM: Artificial sequence
<220> FEATURE:
<223> OTHER INFORMATION: siRNAs targeting hamp
<220> FEATURE:
<223> OTHER INFORMATION: 5'-terminal nucleic acid is a nucleoside, i.e.
    base + sugar but lacking 5'-phosphate
<220> FEATURE:
<221> NAME/KEY: modified_base
<222> LOCATION: 2, 8, 13
<223> OTHER INFORMATION: /mod_base = "2'-O-methyl corresponding base"
<220> FEATURE:
<221> NAME/KEY: modified_base
<222> LOCATION: 21
<223> OTHER INFORMATION: /mod_base = "5'-thio thymidine"
<220> FEATURE:
<221> NAME/KEY: modified_base
<222> LOCATION: 1, 3, 4, 5, 6, 7, 9, 10, 11, 12, 14, 15, 16, 17, 18, 19
<223> OTHER INFORMATION: /mod_base = "2'-hydroxy corresponding base"

<400> SEQUENCE: 158

gcauugguau cgcaauguct t                                     21

<210> SEQ ID NO 159
<211> LENGTH: 21
<212> TYPE: DNA
<213> ORGANISM: Artificial sequence
<220> FEATURE:
<223> OTHER INFORMATION: siRNAs targeting hamp
<220> FEATURE:
<223> OTHER INFORMATION: 5'-terminal nucleic acid is a nucleoside, i.e.
    base + sugar but lacking 5'-phosphate
<220> FEATURE:
<221> NAME/KEY: modified_base
<222> LOCATION: 2, 4, 5, 8, 13, 16
<223> OTHER INFORMATION: /mod_base = "2'-O-methyl corresponding base"
<220> FEATURE:
<221> NAME/KEY: modified_base
<222> LOCATION: 21
<223> OTHER INFORMATION: /mod_base = "5'-thio thymidine"
<220> FEATURE:
<221> NAME/KEY: modified_base
<222> LOCATION: 1, 3, 6, 7, 9, 10, 11, 12, 14, 15, 17, 18, 19
<223> OTHER INFORMATION: /mod_base = "2'-hydroxy corresponding base"

<400> SEQUENCE: 159

gcauugguau cgcaauguct t                                     21

<210> SEQ ID NO 160
<211> LENGTH: 21
<212> TYPE: DNA
<213> ORGANISM: Artificial sequence
<220> FEATURE:
<223> OTHER INFORMATION: siRNAs targeting hamp
<220> FEATURE:
<223> OTHER INFORMATION: 5'-terminal nucleic acid is a nucleoside, i.e.
    base + sugar but lacking 5'-phosphate
<220> FEATURE:

```

-continued

<221> NAME/KEY: modified_base
<222> LOCATION: 21
<223> OTHER INFORMATION: /mod_base = "5'-thio thymidine"
<220> FEATURE:
<221> NAME/KEY: modified_base
<222> LOCATION: 1..19
<223> OTHER INFORMATION: /mod_base = "2'-hydroxy corresponding base"

<400> SEQUENCE: 160

uucugcaug guaucgcaat t 21

<210> SEQ ID NO 161
<211> LENGTH: 21
<212> TYPE: DNA
<213> ORGANISM: Artificial sequence
<220> FEATURE:
<223> OTHER INFORMATION: siRNAs targeting hamp
<220> FEATURE:
<223> OTHER INFORMATION: 5'-terminal nucleic acid is a nucleoside, i.e.
base + sugar but lacking 5'-phosphate
<220> FEATURE:
<221> NAME/KEY: modified_base
<222> LOCATION: 6, 12, 17
<223> OTHER INFORMATION: /mod_base = "2'-O-methyl corresponding base"
<220> FEATURE:
<221> NAME/KEY: modified_base
<222> LOCATION: 21
<223> OTHER INFORMATION: /mod_base = "5'-thio thymidine"
<220> FEATURE:
<221> NAME/KEY: modified_base
<222> LOCATION: 1, 2, 3, 4, 5, 7, 8, 9, 10, 11, 13, 14, 15, 16, 18, 19
<223> OTHER INFORMATION: /mod_base = "2'-hydroxy corresponding base"

<400> SEQUENCE: 161

uucugcaug guaucgcaat t 21

<210> SEQ ID NO 162
<211> LENGTH: 21
<212> TYPE: DNA
<213> ORGANISM: Artificial sequence
<220> FEATURE:
<223> OTHER INFORMATION: siRNAs targeting hamp
<220> FEATURE:
<223> OTHER INFORMATION: 5'-terminal nucleic acid is a nucleoside, i.e.
base + sugar but lacking 5'-phosphate
<220> FEATURE:
<221> NAME/KEY: modified_base
<222> LOCATION: 1, 4, 6, 8, 9, 12, 17
<223> OTHER INFORMATION: /mod_base = "2'-O-methyl corresponding base"
<220> FEATURE:
<221> NAME/KEY: modified_base
<222> LOCATION: 21
<223> OTHER INFORMATION: /mod_base = "5'-thio thymidine"
<220> FEATURE:
<221> NAME/KEY: modified_base
<222> LOCATION: 2, 3, 5, 7, 10, 11, 13, 14, 15, 16, 18, 19
<223> OTHER INFORMATION: /mod_base = "2'-hydroxy corresponding base"

<400> SEQUENCE: 162

uucugcaug guaucgcaat t 21

<210> SEQ ID NO 163
<211> LENGTH: 21
<212> TYPE: DNA
<213> ORGANISM: Artificial sequence
<220> FEATURE:
<223> OTHER INFORMATION: siRNAs targeting hamp
<220> FEATURE:
<223> OTHER INFORMATION: 5'-terminal nucleic acid is a nucleoside, i.e.
base + sugar but lacking 5'-phosphate
<220> FEATURE:
<221> NAME/KEY: modified_base
<222> LOCATION: 21

-continued

```

<223> OTHER INFORMATION: /mod_base = "5'-thio thymidine"
<220> FEATURE:
<221> NAME/KEY: modified_base
<222> LOCATION: 1..19
<223> OTHER INFORMATION: /mod_base = "2'-hydroxy corresponding base"

<400> SEQUENCE: 163

cuucugcauu gguaucgcat t                                     21

<210> SEQ ID NO 164
<211> LENGTH: 21
<212> TYPE: DNA
<213> ORGANISM: Artificial sequence
<220> FEATURE:
<223> OTHER INFORMATION: siRNAs targeting hamp
<220> FEATURE:
<223> OTHER INFORMATION: 5'-terminal nucleic acid is a nucleoside, i.e.
      base + sugar but lacking 5'-phosphate
<220> FEATURE:
<221> NAME/KEY: modified_base
<222> LOCATION: 7, 13, 18
<223> OTHER INFORMATION: /mod_base = "2'-O-methyl corresponding base"
<220> FEATURE:
<221> NAME/KEY: modified_base
<222> LOCATION: 21
<223> OTHER INFORMATION: /mod_base = "5'-thio thymidine"
<220> FEATURE:
<221> NAME/KEY: modified_base
<222> LOCATION: 1, 2, 3, 4, 5, 6, 8, 9, 10, 11, 12, 14, 15, 16, 17, 19
<223> OTHER INFORMATION: /mod_base = "2'-hydroxy corresponding base"

<400> SEQUENCE: 164

cuucugcauu gguaucgcat t                                     21

<210> SEQ ID NO 165
<211> LENGTH: 21
<212> TYPE: DNA
<213> ORGANISM: Artificial sequence
<220> FEATURE:
<223> OTHER INFORMATION: siRNAs targeting hamp
<220> FEATURE:
<223> OTHER INFORMATION: 5'-terminal nucleic acid is a nucleoside, i.e.
      base + sugar but lacking 5'-phosphate
<220> FEATURE:
<221> NAME/KEY: modified_base
<222> LOCATION: 2, 5, 7, 9, 10, 13, 18
<223> OTHER INFORMATION: /mod_base = "2'-O-methyl corresponding base"
<220> FEATURE:
<221> NAME/KEY: modified_base
<222> LOCATION: 21
<223> OTHER INFORMATION: /mod_base = "5'-thio thymidine"
<220> FEATURE:
<221> NAME/KEY: modified_base
<222> LOCATION: 1, 3, 4, 6, 8, 11, 12, 14, 15, 16, 17, 19
<223> OTHER INFORMATION: /mod_base = "2'-hydroxy corresponding base"

<400> SEQUENCE: 165

cuucugcauu gguaucgcat t                                     21

<210> SEQ ID NO 166
<211> LENGTH: 21
<212> TYPE: DNA
<213> ORGANISM: Artificial sequence
<220> FEATURE:
<223> OTHER INFORMATION: siRNAs targeting hamp
<220> FEATURE:
<223> OTHER INFORMATION: 5'-terminal nucleic acid is a nucleoside, i.e.
      base + sugar but lacking 5'-phosphate
<220> FEATURE:
<221> NAME/KEY: modified_base
<222> LOCATION: 21
<223> OTHER INFORMATION: /mod_base = "5'-thio thymidine"
<220> FEATURE:

```

-continued

```

<221> NAME/KEY: modified_base
<222> LOCATION: 1..19
<223> OTHER INFORMATION: /mod_base = "2'-hydroxy corresponding base"

<400> SEQUENCE: 166

uugauggaga uagguggugt t                                     21

<210> SEQ ID NO 167
<211> LENGTH: 21
<212> TYPE: DNA
<213> ORGANISM: Artificial sequence
<220> FEATURE:
<223> OTHER INFORMATION: siRNAs targeting hamp
<220> FEATURE:
<223> OTHER INFORMATION: 5'-terminal nucleic acid is a nucleoside, i.e.
base + sugar but lacking 5'-phosphate
<220> FEATURE:
<221> NAME/KEY: modified_base
<222> LOCATION: 11
<223> OTHER INFORMATION: /mod_base = "2'-O-methyl corresponding base"
<220> FEATURE:
<221> NAME/KEY: modified_base
<222> LOCATION: 21
<223> OTHER INFORMATION: /mod_base = "5'-thio thymidine"
<220> FEATURE:
<221> NAME/KEY: modified_base
<222> LOCATION: 1, 2, 3, 4, 5, 6, 7, 8, 9, 10, 12, 13, 14, 15, 16, 17,
18, 19
<223> OTHER INFORMATION: /mod_base = "2'-hydroxy corresponding base"

<400> SEQUENCE: 167

uugauggaga uagguggugt t                                     21

<210> SEQ ID NO 168
<211> LENGTH: 21
<212> TYPE: DNA
<213> ORGANISM: Artificial sequence
<220> FEATURE:
<223> OTHER INFORMATION: siRNAs targeting hamp
<220> FEATURE:
<223> OTHER INFORMATION: 5'-terminal nucleic acid is a nucleoside, i.e.
base + sugar but lacking 5'-phosphate
<220> FEATURE:
<221> NAME/KEY: modified_base
<222> LOCATION: 1, 2, 5, 11, 15, 18
<223> OTHER INFORMATION: /mod_base = "2'-O-methyl corresponding base"
<220> FEATURE:
<221> NAME/KEY: modified_base
<222> LOCATION: 21
<223> OTHER INFORMATION: /mod_base = "5'-thio thymidine"
<220> FEATURE:
<221> NAME/KEY: modified_base
<222> LOCATION: 3, 4, 6, 7, 8, 9, 10, 12, 13, 14, 16, 17, 19
<223> OTHER INFORMATION: /mod_base = "2'-hydroxy corresponding base"

<400> SEQUENCE: 168

uugauggaga uagguggugt t                                     21

<210> SEQ ID NO 169
<211> LENGTH: 21
<212> TYPE: DNA
<213> ORGANISM: Artificial sequence
<220> FEATURE:
<223> OTHER INFORMATION: siRNAs targeting hamp
<220> FEATURE:
<223> OTHER INFORMATION: 5'-terminal nucleic acid is a nucleoside, i.e.
base + sugar but lacking 5'-phosphate
<220> FEATURE:
<221> NAME/KEY: modified_base
<222> LOCATION: 21
<223> OTHER INFORMATION: /mod_base = "5'-thio thymidine"
<220> FEATURE:
<221> NAME/KEY: modified_base

```

-continued

<222> LOCATION: 1..19
 <223> OTHER INFORMATION: /mod_base = "2'-hydroxy corresponding base"

 <400> SEQUENCE: 169

 ucuguagucu gucucaucut t 21

 <210> SEQ ID NO 170
 <211> LENGTH: 21
 <212> TYPE: DNA
 <213> ORGANISM: Artificial sequence
 <220> FEATURE:
 <223> OTHER INFORMATION: siRNAs targeting hamp
 <220> FEATURE:
 <223> OTHER INFORMATION: 5'-terminal nucleic acid is a nucleoside, i.e.
 base + sugar but lacking 5'-phosphate
 <220> FEATURE:
 <221> NAME/KEY: modified_base
 <222> LOCATION: 5, 15
 <223> OTHER INFORMATION: /mod_base = "2'-O-methyl corresponding base"
 <220> FEATURE:
 <221> NAME/KEY: modified_base
 <222> LOCATION: 21
 <223> OTHER INFORMATION: /mod_base = "5'-thio thymidine"
 <220> FEATURE:
 <221> NAME/KEY: modified_base
 <222> LOCATION: 1, 2, 3, 4, 6, 7, 8, 9, 10, 11, 12, 13, 14, 16, 17, 18, 19
 <223> OTHER INFORMATION: /mod_base = "2'-hydroxy corresponding base"

 <400> SEQUENCE: 170

 ucuguagucu gucucaucut t 21

 <210> SEQ ID NO 171
 <211> LENGTH: 21
 <212> TYPE: DNA
 <213> ORGANISM: Artificial sequence
 <220> FEATURE:
 <223> OTHER INFORMATION: siRNAs targeting hamp
 <220> FEATURE:
 <223> OTHER INFORMATION: 5'-terminal nucleic acid is a nucleoside, i.e.
 base + sugar but lacking 5'-phosphate
 <220> FEATURE:
 <221> NAME/KEY: modified_base
 <222> LOCATION: 3, 5, 10, 15
 <223> OTHER INFORMATION: /mod_base = "2'-O-methyl corresponding base"
 <220> FEATURE:
 <221> NAME/KEY: modified_base
 <222> LOCATION: 21
 <223> OTHER INFORMATION: /mod_base = "5'-thio thymidine"
 <220> FEATURE:
 <221> NAME/KEY: modified_base
 <222> LOCATION: 1, 2, 4, 6, 7, 8, 9, 11, 12, 13, 14, 16, 17, 18, 19
 <223> OTHER INFORMATION: /mod_base = "2'-hydroxy corresponding base"

 <400> SEQUENCE: 171

 ucuguagucu gucucaucut t 21

 <210> SEQ ID NO 172
 <211> LENGTH: 21
 <212> TYPE: DNA
 <213> ORGANISM: Artificial sequence
 <220> FEATURE:
 <223> OTHER INFORMATION: siRNAs targeting hamp
 <220> FEATURE:
 <223> OTHER INFORMATION: 5'-terminal nucleic acid is a nucleoside, i.e.
 base + sugar but lacking 5'-phosphate
 <220> FEATURE:
 <221> NAME/KEY: modified_base
 <222> LOCATION: 21
 <223> OTHER INFORMATION: /mod_base = "5'-thio thymidine"
 <220> FEATURE:
 <221> NAME/KEY: modified_base
 <222> LOCATION: 1..19

-continued

<223> OTHER INFORMATION: /mod_base = "2'-hydroxy corresponding base"

<400> SEQUENCE: 172

ucugcauugg uaucgcaaut t 21

<210> SEQ ID NO 173

<211> LENGTH: 21

<212> TYPE: DNA

<213> ORGANISM: Artificial sequence

<220> FEATURE:

<223> OTHER INFORMATION: siRNAs targeting hamp

<220> FEATURE:

<223> OTHER INFORMATION: 5'-terminal nucleic acid is a nucleoside, i.e. base + sugar but lacking 5'-phosphate

<220> FEATURE:

<221> NAME/KEY: modified_base

<222> LOCATION: 5, 11, 16

<223> OTHER INFORMATION: /mod_base = "2'-O-methyl corresponding base"

<220> FEATURE:

<221> NAME/KEY: modified_base

<222> LOCATION: 21

<223> OTHER INFORMATION: /mod_base = "5'-thio thymidine"

<220> FEATURE:

<221> NAME/KEY: modified_base

<222> LOCATION: 1, 2, 3, 4, 6, 7, 8, 9, 10, 12, 13, 14, 15, 17, 18, 19

<223> OTHER INFORMATION: /mod_base = "2'-hydroxy corresponding base"

<400> SEQUENCE: 173

ucugcauugg uaucgcaaut t 21

<210> SEQ ID NO 174

<211> LENGTH: 21

<212> TYPE: DNA

<213> ORGANISM: Artificial sequence

<220> FEATURE:

<223> OTHER INFORMATION: siRNAs targeting hamp

<220> FEATURE:

<223> OTHER INFORMATION: 5'-terminal nucleic acid is a nucleoside, i.e. base + sugar but lacking 5'-phosphate

<220> FEATURE:

<221> NAME/KEY: modified_base

<222> LOCATION: 3, 5, 7, 8, 11, 16

<223> OTHER INFORMATION: /mod_base = "2'-O-methyl corresponding base"

<220> FEATURE:

<221> NAME/KEY: modified_base

<222> LOCATION: 21

<223> OTHER INFORMATION: /mod_base = "5'-thio thymidine"

<220> FEATURE:

<221> NAME/KEY: modified_base

<222> LOCATION: 1, 2, 4, 6, 9, 10, 12, 13, 14, 15, 17, 18, 19

<223> OTHER INFORMATION: /mod_base = "2'-hydroxy corresponding base"

<400> SEQUENCE: 174

ucugcauugg uaucgcaaut t 21

<210> SEQ ID NO 175

<211> LENGTH: 21

<212> TYPE: DNA

<213> ORGANISM: Artificial sequence

<220> FEATURE:

<223> OTHER INFORMATION: siRNAs targeting hamp

<220> FEATURE:

<223> OTHER INFORMATION: 5'-terminal nucleic acid is a nucleoside, i.e. base + sugar but lacking 5'-phosphate

<220> FEATURE:

<221> NAME/KEY: modified_base

<222> LOCATION: 21

<223> OTHER INFORMATION: /mod_base = "5'-thio thymidine"

<220> FEATURE:

<221> NAME/KEY: modified_base

<222> LOCATION: 1..19

<223> OTHER INFORMATION: /mod_base = "2'-hydroxy corresponding base"

-continued

<400> SEQUENCE: 175

aaauaaaauc gucuuuauut t

21

<210> SEQ ID NO 176

<211> LENGTH: 21

<212> TYPE: DNA

<213> ORGANISM: Artificial sequence

<220> FEATURE:

<223> OTHER INFORMATION: siRNAs targeting hamp

<220> FEATURE:

<223> OTHER INFORMATION: 5'-terminal nucleic acid is a nucleoside, i.e. base + sugar but lacking 5'-phosphate

<220> FEATURE:

<221> NAME/KEY: modified_base

<222> LOCATION: 4, 16

<223> OTHER INFORMATION: /mod_base = "2'-O-methyl corresponding base"

<220> FEATURE:

<221> NAME/KEY: modified_base

<222> LOCATION: 21

<223> OTHER INFORMATION: /mod_base = "5'-thio thymidine"

<220> FEATURE:

<221> NAME/KEY: modified_base

<222> LOCATION: 1, 2, 3, 5, 6, 7, 8, 9, 10, 11, 12, 13, 14, 15, 17, 18, 19

<223> OTHER INFORMATION: /mod_base = "2'-hydroxy corresponding base"

<400> SEQUENCE: 176

aaauaaaauc gucuuuauut t

21

<210> SEQ ID NO 177

<211> LENGTH: 21

<212> TYPE: DNA

<213> ORGANISM: Artificial sequence

<220> FEATURE:

<223> OTHER INFORMATION: siRNAs targeting hamp

<220> FEATURE:

<223> OTHER INFORMATION: 5'-terminal nucleic acid is a nucleoside, i.e. base + sugar but lacking 5'-phosphate

<220> FEATURE:

<221> NAME/KEY: modified_base

<222> LOCATION: 4, 14, 15, 16, 18

<223> OTHER INFORMATION: /mod_base = "2'-O-methyl corresponding base"

<220> FEATURE:

<221> NAME/KEY: modified_base

<222> LOCATION: 21

<223> OTHER INFORMATION: /mod_base = "5'-thio thymidine"

<220> FEATURE:

<221> NAME/KEY: modified_base

<222> LOCATION: 1, 2, 3, 5, 6, 7, 8, 9, 10, 11, 12, 13, 17, 19

<223> OTHER INFORMATION: /mod_base = "2'-hydroxy corresponding base"

<400> SEQUENCE: 177

aaauaaaauc gucuuuauut t

21

<210> SEQ ID NO 178

<211> LENGTH: 21

<212> TYPE: DNA

<213> ORGANISM: Artificial sequence

<220> FEATURE:

<223> OTHER INFORMATION: siRNAs targeting hamp

<220> FEATURE:

<223> OTHER INFORMATION: 5'-terminal nucleic acid is a nucleoside, i.e. base + sugar but lacking 5'-phosphate

<220> FEATURE:

<221> NAME/KEY: modified_base

<222> LOCATION: 21

<223> OTHER INFORMATION: /mod_base = "5'-thio thymidine"

<220> FEATURE:

<221> NAME/KEY: modified_base

<222> LOCATION: 1..19

<223> OTHER INFORMATION: /mod_base = "2'-hydroxy corresponding base"

<400> SEQUENCE: 178

-continued

ugguau₅cgca augucugcct t 21

<210> SEQ ID NO 179
<211> LENGTH: 21
<212> TYPE: DNA
<213> ORGANISM: Artificial sequence
<220> FEATURE:
<223> OTHER INFORMATION: siRNAs targeting hamp
<220> FEATURE:
<223> OTHER INFORMATION: 5'-terminal nucleic acid is a nucleoside, i.e. base + sugar but lacking 5'-phosphate
<220> FEATURE:
<221> NAME/KEY: modified_base
<222> LOCATION: 4, 9
<223> OTHER INFORMATION: /mod_base = "2'-O-methyl corresponding base"
<220> FEATURE:
<221> NAME/KEY: modified_base
<222> LOCATION: 21
<223> OTHER INFORMATION: /mod_base = "5'-thio thymidine"
<220> FEATURE:
<221> NAME/KEY: modified_base
<222> LOCATION: 1, 2, 3, 5, 6, 7, 8, 10, 11, 12, 13, 14, 15, 16, 17, 18, 19
<223> OTHER INFORMATION: /mod_base = "2'-hydroxy corresponding base"

<400> SEQUENCE: 179

ugguau₅cgca augucugcct t 21

<210> SEQ ID NO 180
<211> LENGTH: 21
<212> TYPE: DNA
<213> ORGANISM: Artificial sequence
<220> FEATURE:
<223> OTHER INFORMATION: siRNAs targeting hamp
<220> FEATURE:
<223> OTHER INFORMATION: 5'-terminal nucleic acid is a nucleoside, i.e. base + sugar but lacking 5'-phosphate
<220> FEATURE:
<221> NAME/KEY: modified_base
<222> LOCATION: 1, 4, 9, 12, 16
<223> OTHER INFORMATION: /mod_base = "2'-O-methyl corresponding base"
<220> FEATURE:
<221> NAME/KEY: modified_base
<222> LOCATION: 21
<223> OTHER INFORMATION: /mod_base = "5'-thio thymidine"
<220> FEATURE:
<221> NAME/KEY: modified_base
<222> LOCATION: 2, 3, 5, 6, 7, 8, 10, 11, 13, 14, 15, 17, 18, 19
<223> OTHER INFORMATION: /mod_base = "2'-hydroxy corresponding base"

<400> SEQUENCE: 180

ugguau₅cgca augucugcct t 21

<210> SEQ ID NO 181
<211> LENGTH: 21
<212> TYPE: DNA
<213> ORGANISM: Artificial sequence
<220> FEATURE:
<223> OTHER INFORMATION: siRNAs targeting hamp
<220> FEATURE:
<223> OTHER INFORMATION: 5'-terminal nucleic acid is a nucleoside, i.e. base + sugar but lacking 5'-phosphate
<220> FEATURE:
<221> NAME/KEY: modified_base
<222> LOCATION: 21
<223> OTHER INFORMATION: /mod_base = "5'-thio thymidine"
<220> FEATURE:
<221> NAME/KEY: modified_base
<222> LOCATION: 1..19
<223> OTHER INFORMATION: /mod_base = "2'-hydroxy corresponding base"

<400> SEQUENCE: 181

-continued

 acugggaauu guuacagcat t 21

<210> SEQ ID NO 182
 <211> LENGTH: 21
 <212> TYPE: DNA
 <213> ORGANISM: Artificial sequence
 <220> FEATURE:
 <223> OTHER INFORMATION: siRNAs targeting hamp
 <220> FEATURE:
 <223> OTHER INFORMATION: 5'-terminal nucleic acid is a nucleoside, i.e.
 base + sugar but lacking 5'-phosphate
 <220> FEATURE:
 <221> NAME/KEY: modified_base
 <222> LOCATION: 13, 15, 18
 <223> OTHER INFORMATION: /mod_base = "2'-O-methyl corresponding base"
 <220> FEATURE:
 <221> NAME/KEY: modified_base
 <222> LOCATION: 21
 <223> OTHER INFORMATION: /mod_base = "5'-thio thymidine"
 <220> FEATURE:
 <221> NAME/KEY: modified_base
 <222> LOCATION: 1, 2, 3, 4, 5, 6, 7, 8, 9, 10, 11, 12, 14, 16, 17, 19
 <223> OTHER INFORMATION: /mod_base = "2'-hydroxy corresponding base"

 <400> SEQUENCE: 182

acugggaauu guuacagcat t 21

<210> SEQ ID NO 183
 <211> LENGTH: 21
 <212> TYPE: DNA
 <213> ORGANISM: Artificial sequence
 <220> FEATURE:
 <223> OTHER INFORMATION: siRNAs targeting hamp
 <220> FEATURE:
 <223> OTHER INFORMATION: 5'-terminal nucleic acid is a nucleoside, i.e.
 base + sugar but lacking 5'-phosphate
 <220> FEATURE:
 <221> NAME/KEY: modified_base
 <222> LOCATION: 3, 9, 10, 12, 13, 15, 18
 <223> OTHER INFORMATION: /mod_base = "2'-O-methyl corresponding base"
 <220> FEATURE:
 <221> NAME/KEY: modified_base
 <222> LOCATION: 21
 <223> OTHER INFORMATION: /mod_base = "5'-thio thymidine"
 <220> FEATURE:
 <221> NAME/KEY: modified_base
 <222> LOCATION: 1, 2, 4, 5, 6, 7, 8, 11, 14, 16, 17, 19
 <223> OTHER INFORMATION: /mod_base = "2'-hydroxy corresponding base"

 <400> SEQUENCE: 183

acugggaauu guuacagcat t 21

<210> SEQ ID NO 184
 <211> LENGTH: 21
 <212> TYPE: DNA
 <213> ORGANISM: Artificial sequence
 <220> FEATURE:
 <223> OTHER INFORMATION: siRNAs targeting hamp
 <220> FEATURE:
 <223> OTHER INFORMATION: 5'-terminal nucleic acid is a nucleoside, i.e.
 base + sugar but lacking 5'-phosphate
 <220> FEATURE:
 <221> NAME/KEY: modified_base
 <222> LOCATION: 21
 <223> OTHER INFORMATION: /mod_base = "5'-thio thymidine"
 <220> FEATURE:
 <221> NAME/KEY: modified_base
 <222> LOCATION: 1..19
 <223> OTHER INFORMATION: /mod_base = "2'-hydroxy corresponding base"

 <400> SEQUENCE: 184

cagcauuuac agcagaagat t 21

-continued

```

<210> SEQ ID NO 185
<211> LENGTH: 21
<212> TYPE: DNA
<213> ORGANISM: Artificial sequence
<220> FEATURE:
<223> OTHER INFORMATION: siRNAs targeting hamp
<220> FEATURE:
<223> OTHER INFORMATION: 5'-terminal nucleic acid is a nucleoside, i.e.
base + sugar but lacking 5'-phosphate
<220> FEATURE:
<221> NAME/KEY: modified_base
<222> LOCATION: 1, 4, 8, 10, 13
<223> OTHER INFORMATION: /mod_base = "2'-O-methyl corresponding base"
<220> FEATURE:
<221> NAME/KEY: modified_base
<222> LOCATION: 21
<223> OTHER INFORMATION: /mod_base = "5'-thio thymidine"
<220> FEATURE:
<221> NAME/KEY: modified_base
<222> LOCATION: 2, 3, 5, 6, 7, 9, 11, 12, 14, 15, 16, 17, 18, 19
<223> OTHER INFORMATION: /mod_base = "2'-hydroxy corresponding base"

<400> SEQUENCE: 185

cagcauuuac agcagaagat t                               21

```

```

<210> SEQ ID NO 186
<211> LENGTH: 21
<212> TYPE: DNA
<213> ORGANISM: Artificial sequence
<220> FEATURE:
<223> OTHER INFORMATION: siRNAs targeting hamp
<220> FEATURE:
<223> OTHER INFORMATION: 5'-terminal nucleic acid is a nucleoside, i.e.
base + sugar but lacking 5'-phosphate
<220> FEATURE:
<221> NAME/KEY: modified_base
<222> LOCATION: 1, 4, 6, 7, 8, 10, 13
<223> OTHER INFORMATION: /mod_base = "2'-O-methyl corresponding base"
<220> FEATURE:
<221> NAME/KEY: modified_base
<222> LOCATION: 21
<223> OTHER INFORMATION: /mod_base = "5'-thio thymidine"
<220> FEATURE:
<221> NAME/KEY: modified_base
<222> LOCATION: 2, 3, 5, 9, 11, 12, 14, 15, 16, 17, 18, 19
<223> OTHER INFORMATION: /mod_base = "2'-hydroxy corresponding base"

<400> SEQUENCE: 186

cagcauuuac agcagaagat t                               21

```

```

<210> SEQ ID NO 187
<211> LENGTH: 21
<212> TYPE: DNA
<213> ORGANISM: Artificial sequence
<220> FEATURE:
<223> OTHER INFORMATION: siRNAs targeting hamp
<220> FEATURE:
<223> OTHER INFORMATION: 5'-terminal nucleic acid is a nucleoside, i.e.
base + sugar but lacking 5'-phosphate
<220> FEATURE:
<221> NAME/KEY: modified_base
<222> LOCATION: 21
<223> OTHER INFORMATION: /mod_base = "5'-thio thymidine"
<220> FEATURE:
<221> NAME/KEY: modified_base
<222> LOCATION: 1..19
<223> OTHER INFORMATION: /mod_base = "2'-hydroxy corresponding base"

<400> SEQUENCE: 187

agaagcagga gacaggcagt t                               21

```

```

<210> SEQ ID NO 188

```


-continued

```

<211> LENGTH: 21
<212> TYPE: DNA
<213> ORGANISM: Artificial sequence
<220> FEATURE:
<223> OTHER INFORMATION: siRNAs targeting hamp
<220> FEATURE:
<223> OTHER INFORMATION: 5'-terminal nucleic acid is a nucleoside, i.e.
      base + sugar but lacking 5'-phosphate
<220> FEATURE:
<221> NAME/KEY: modified_base
<222> LOCATION: 6, 13, 17
<223> OTHER INFORMATION: /mod_base = "2'-O-methyl corresponding base"
<220> FEATURE:
<221> NAME/KEY: modified_base
<222> LOCATION: 21
<223> OTHER INFORMATION: /mod_base = "5'-thio thymidine"
<220> FEATURE:
<221> NAME/KEY: modified_base
<222> LOCATION: 1, 2, 3, 4, 5, 7, 8, 9, 10, 11, 12, 14, 15, 16, 18, 19
<223> OTHER INFORMATION: /mod_base = "2'-hydroxy corresponding base"

<400> SEQUENCE: 188

```

```

agaagcagga gacaggcagt t                               21

```

```

<210> SEQ ID NO 189
<211> LENGTH: 21
<212> TYPE: DNA
<213> ORGANISM: Artificial sequence
<220> FEATURE:
<223> OTHER INFORMATION: siRNAs targeting hamp
<220> FEATURE:
<223> OTHER INFORMATION: 5'-terminal nucleic acid is a nucleoside, i.e.
      base + sugar but lacking 5'-phosphate
<220> FEATURE:
<221> NAME/KEY: modified_base
<222> LOCATION: 6, 13, 17
<223> OTHER INFORMATION: /mod_base = "2'-O-methyl corresponding base"
<220> FEATURE:
<221> NAME/KEY: modified_base
<222> LOCATION: 21
<223> OTHER INFORMATION: /mod_base = "5'-thio thymidine"
<220> FEATURE:
<221> NAME/KEY: modified_base
<222> LOCATION: 1, 2, 3, 4, 5, 7, 8, 9, 10, 11, 12, 14, 15, 16, 18, 19
<223> OTHER INFORMATION: /mod_base = "2'-hydroxy corresponding base"

<400> SEQUENCE: 189

```

```

agaagcagga gacaggcagt t                               21

```

```

<210> SEQ ID NO 190
<211> LENGTH: 21
<212> TYPE: DNA
<213> ORGANISM: Artificial sequence
<220> FEATURE:
<223> OTHER INFORMATION: siRNAs targeting hamp
<220> FEATURE:
<223> OTHER INFORMATION: 5'-terminal nucleic acid is a nucleoside, i.e.
      base + sugar but lacking 5'-phosphate
<220> FEATURE:
<221> NAME/KEY: modified_base
<222> LOCATION: 21
<223> OTHER INFORMATION: /mod_base = "5'-thio thymidine"
<220> FEATURE:
<221> NAME/KEY: modified_base
<222> LOCATION: 1..19
<223> OTHER INFORMATION: /mod_base = "2'-hydroxy corresponding base"

<400> SEQUENCE: 190

```

```

gagaagcagg agacaggcat t                               21

```

```

<210> SEQ ID NO 191
<211> LENGTH: 21
<212> TYPE: DNA

```

-continued

<213> ORGANISM: Artificial sequence
 <220> FEATURE:
 <223> OTHER INFORMATION: siRNAs targeting hamp
 <220> FEATURE:
 <223> OTHER INFORMATION: 5'-terminal nucleic acid is a nucleoside, i.e.
 base + sugar but lacking 5'-phosphate
 <220> FEATURE:
 <221> NAME/KEY: modified_base
 <222> LOCATION: 7, 14, 18
 <223> OTHER INFORMATION: /mod_base = "2'-O-methyl corresponding base"
 <220> FEATURE:
 <221> NAME/KEY: modified_base
 <222> LOCATION: 21
 <223> OTHER INFORMATION: /mod_base = "5'-thio thymidine"
 <220> FEATURE:
 <221> NAME/KEY: modified_base
 <222> LOCATION: 1, 2, 3, 4, 5, 6, 8, 9, 10, 11, 12, 13, 15, 16, 17, 19
 <223> OTHER INFORMATION: /mod_base = "2'-hydroxy corresponding base"

<400> SEQUENCE: 191

gagaagcagg agacagcat t 21

<210> SEQ ID NO 192
 <211> LENGTH: 21
 <212> TYPE: DNA
 <213> ORGANISM: Artificial sequence
 <220> FEATURE:
 <223> OTHER INFORMATION: siRNAs targeting hamp
 <220> FEATURE:
 <223> OTHER INFORMATION: 5'-terminal nucleic acid is a nucleoside, i.e.
 base + sugar but lacking 5'-phosphate
 <220> FEATURE:
 <221> NAME/KEY: modified_base
 <222> LOCATION: 7, 14, 18
 <223> OTHER INFORMATION: /mod_base = "2'-O-methyl corresponding base"
 <220> FEATURE:
 <221> NAME/KEY: modified_base
 <222> LOCATION: 21
 <223> OTHER INFORMATION: /mod_base = "5'-thio thymidine"
 <220> FEATURE:
 <221> NAME/KEY: modified_base
 <222> LOCATION: 1, 2, 3, 4, 5, 6, 8, 9, 10, 11, 12, 13, 15, 16, 17, 19
 <223> OTHER INFORMATION: /mod_base = "2'-hydroxy corresponding base"

<400> SEQUENCE: 192

gagaagcagg agacagcat t 21

<210> SEQ ID NO 193
 <211> LENGTH: 21
 <212> TYPE: DNA
 <213> ORGANISM: Artificial sequence
 <220> FEATURE:
 <223> OTHER INFORMATION: siRNAs targeting hamp
 <220> FEATURE:
 <223> OTHER INFORMATION: 5'-terminal nucleic acid is a nucleoside, i.e.
 base + sugar but lacking 5'-phosphate
 <220> FEATURE:
 <221> NAME/KEY: modified_base
 <222> LOCATION: 21
 <223> OTHER INFORMATION: /mod_base = "5'-thio thymidine"
 <220> FEATURE:
 <221> NAME/KEY: modified_base
 <222> LOCATION: 1..19
 <223> OTHER INFORMATION: /mod_base = "2'-hydroxy corresponding base"

<400> SEQUENCE: 193

gaagcaggag acagcagct t 21

<210> SEQ ID NO 194
 <211> LENGTH: 21
 <212> TYPE: DNA
 <213> ORGANISM: Artificial sequence
 <220> FEATURE:

-continued

<223> OTHER INFORMATION: siRNAs targeting hamp
 <220> FEATURE:
 <223> OTHER INFORMATION: 5'-terminal nucleic acid is a nucleoside, i.e.
 base + sugar but lacking 5'-phosphate
 <220> FEATURE:
 <221> NAME/KEY: modified_base
 <222> LOCATION: 5, 12, 16
 <223> OTHER INFORMATION: /mod_base = "2'-O-methyl corresponding base"
 <220> FEATURE:
 <221> NAME/KEY: modified_base
 <222> LOCATION: 21
 <223> OTHER INFORMATION: /mod_base = "5'-thio thymidine"
 <220> FEATURE:
 <221> NAME/KEY: modified_base
 <222> LOCATION: 1, 2, 3, 4, 6, 7, 8, 9, 10, 11, 13, 14, 15, 17, 18, 19
 <223> OTHER INFORMATION: /mod_base = "2'-hydroxy corresponding base"

<400> SEQUENCE: 194

gaagcaggag acaggcagct t 21

<210> SEQ ID NO 195
 <211> LENGTH: 21
 <212> TYPE: DNA
 <213> ORGANISM: Artificial sequence
 <220> FEATURE:
 <223> OTHER INFORMATION: siRNAs targeting hamp
 <220> FEATURE:
 <223> OTHER INFORMATION: 5'-terminal nucleic acid is a nucleoside, i.e.
 base + sugar but lacking 5'-phosphate
 <220> FEATURE:
 <221> NAME/KEY: modified_base
 <222> LOCATION: 5, 12, 16
 <223> OTHER INFORMATION: /mod_base = "2'-O-methyl corresponding base"
 <220> FEATURE:
 <221> NAME/KEY: modified_base
 <222> LOCATION: 21
 <223> OTHER INFORMATION: /mod_base = "5'-thio thymidine"
 <220> FEATURE:
 <221> NAME/KEY: modified_base
 <222> LOCATION: 1, 2, 3, 4, 6, 7, 8, 9, 10, 11, 13, 14, 15, 17, 18, 19
 <223> OTHER INFORMATION: /mod_base = "2'-hydroxy corresponding base"

<400> SEQUENCE: 195

gaagcaggag acaggcagct t 21

<210> SEQ ID NO 196
 <211> LENGTH: 21
 <212> TYPE: DNA
 <213> ORGANISM: Artificial sequence
 <220> FEATURE:
 <223> OTHER INFORMATION: siRNAs targeting hamp
 <220> FEATURE:
 <223> OTHER INFORMATION: 5'-terminal nucleic acid is a nucleoside, i.e.
 base + sugar but lacking 5'-phosphate
 <220> FEATURE:
 <221> NAME/KEY: modified_base
 <222> LOCATION: 21
 <223> OTHER INFORMATION: /mod_base = "5'-thio thymidine"
 <220> FEATURE:
 <221> NAME/KEY: modified_base
 <222> LOCATION: 1..19
 <223> OTHER INFORMATION: /mod_base = "2'-hydroxy corresponding base"

<400> SEQUENCE: 196

ggagaagcag gagacaggct t 21

<210> SEQ ID NO 197
 <211> LENGTH: 21
 <212> TYPE: DNA
 <213> ORGANISM: Artificial sequence
 <220> FEATURE:
 <223> OTHER INFORMATION: siRNAs targeting hamp
 <220> FEATURE:

-continued

<223> OTHER INFORMATION: 5'-terminal nucleic acid is a nucleoside, i.e. base + sugar but lacking 5'-phosphate
 <220> FEATURE:
 <221> NAME/KEY: modified_base
 <222> LOCATION: 8, 15
 <223> OTHER INFORMATION: /mod_base = "2'-O-methyl corresponding base"
 <220> FEATURE:
 <221> NAME/KEY: modified_base
 <222> LOCATION: 21
 <223> OTHER INFORMATION: /mod_base = "5'-thio thymidine"
 <220> FEATURE:
 <221> NAME/KEY: modified_base
 <222> LOCATION: 1, 2, 3, 4, 5, 6, 7, 9, 10, 11, 12, 13, 14, 16, 17, 18, 19
 <223> OTHER INFORMATION: /mod_base = "2'-hydroxy corresponding base"
 <400> SEQUENCE: 197

ggagaagcag gagacaggct t 21

<210> SEQ ID NO 198
 <211> LENGTH: 21
 <212> TYPE: DNA
 <213> ORGANISM: Artificial sequence
 <220> FEATURE:
 <223> OTHER INFORMATION: siRNAs targeting hamp
 <220> FEATURE:
 <223> OTHER INFORMATION: 5'-terminal nucleic acid is a nucleoside, i.e. base + sugar but lacking 5'-phosphate
 <220> FEATURE:
 <221> NAME/KEY: modified_base
 <222> LOCATION: 8, 15
 <223> OTHER INFORMATION: /mod_base = "2'-O-methyl corresponding base"
 <220> FEATURE:
 <221> NAME/KEY: modified_base
 <222> LOCATION: 21
 <223> OTHER INFORMATION: /mod_base = "5'-thio thymidine"
 <220> FEATURE:
 <221> NAME/KEY: modified_base
 <222> LOCATION: 1, 2, 3, 4, 5, 6, 7, 9, 10, 11, 12, 13, 14, 16, 17, 18, 19
 <223> OTHER INFORMATION: /mod_base = "2'-hydroxy corresponding base"
 <400> SEQUENCE: 198

ggagaagcag gagacaggct t 21

<210> SEQ ID NO 199
 <211> LENGTH: 21
 <212> TYPE: DNA
 <213> ORGANISM: Artificial sequence
 <220> FEATURE:
 <223> OTHER INFORMATION: siRNAs targeting hamp
 <220> FEATURE:
 <223> OTHER INFORMATION: 5'-terminal nucleic acid is a nucleoside, i.e. base + sugar but lacking 5'-phosphate
 <220> FEATURE:
 <221> NAME/KEY: modified_base
 <222> LOCATION: 21
 <223> OTHER INFORMATION: /mod_base = "5'-thio thymidine"
 <220> FEATURE:
 <221> NAME/KEY: modified_base
 <222> LOCATION: 1..19
 <223> OTHER INFORMATION: /mod_base = "2'-hydroxy corresponding base"
 <400> SEQUENCE: 199

gcaggagaca ggcagccugt t 21

<210> SEQ ID NO 200
 <211> LENGTH: 21
 <212> TYPE: DNA
 <213> ORGANISM: Artificial sequence
 <220> FEATURE:
 <223> OTHER INFORMATION: siRNAs targeting hamp
 <220> FEATURE:

-continued

<223> OTHER INFORMATION: 5'-terminal nucleic acid is a nucleoside, i.e.
base + sugar but lacking 5'-phosphate

<220> FEATURE:

<221> NAME/KEY: modified_base

<222> LOCATION: 2, 9, 13

<223> OTHER INFORMATION: /mod_base = "2'-O-methyl corresponding base"

<220> FEATURE:

<221> NAME/KEY: modified_base

<222> LOCATION: 21

<223> OTHER INFORMATION: /mod_base = "5'-thio thymidine"

<220> FEATURE:

<221> NAME/KEY: modified_base

<222> LOCATION: 1, 3, 4, 5, 6, 7, 8, 10, 11, 12, 14, 15, 16, 17, 18, 19

<223> OTHER INFORMATION: /mod_base = "2'-hydroxy corresponding base"

<400> SEQUENCE: 200

gcaggagaca ggcagccugt t 21

<210> SEQ ID NO 201

<211> LENGTH: 21

<212> TYPE: DNA

<213> ORGANISM: Artificial sequence

<220> FEATURE:

<223> OTHER INFORMATION: siRNAs targeting hamp

<220> FEATURE:

<223> OTHER INFORMATION: 5'-terminal nucleic acid is a nucleoside, i.e.
base + sugar but lacking 5'-phosphate

<220> FEATURE:

<221> NAME/KEY: modified_base

<222> LOCATION: 2, 9, 13, 18

<223> OTHER INFORMATION: /mod_base = "2'-O-methyl corresponding base"

<220> FEATURE:

<221> NAME/KEY: modified_base

<222> LOCATION: 21

<223> OTHER INFORMATION: /mod_base = "5'-thio thymidine"

<220> FEATURE:

<221> NAME/KEY: modified_base

<222> LOCATION: 1, 3, 4, 5, 6, 7, 8, 10, 11, 12, 14, 15, 16, 17, 19

<223> OTHER INFORMATION: /mod_base = "2'-hydroxy corresponding base"

<400> SEQUENCE: 201

gcaggagaca ggcagccugt t 21

<210> SEQ ID NO 202

<211> LENGTH: 21

<212> TYPE: DNA

<213> ORGANISM: Artificial sequence

<220> FEATURE:

<223> OTHER INFORMATION: siRNAs targeting hamp

<220> FEATURE:

<223> OTHER INFORMATION: 5'-terminal nucleic acid is a nucleoside, i.e.
base + sugar but lacking 5'-phosphate

<220> FEATURE:

<221> NAME/KEY: modified_base

<222> LOCATION: 21

<223> OTHER INFORMATION: /mod_base = "5'-thio thymidine"

<220> FEATURE:

<221> NAME/KEY: modified_base

<222> LOCATION: 1..19

<223> OTHER INFORMATION: /mod_base = "2'-hydroxy corresponding base"

<400> SEQUENCE: 202

acagcauuua cagcagaagt t 21

<210> SEQ ID NO 203

<211> LENGTH: 21

<212> TYPE: DNA

<213> ORGANISM: Artificial sequence

<220> FEATURE:

<223> OTHER INFORMATION: siRNAs targeting hamp

<220> FEATURE:

<223> OTHER INFORMATION: 5'-terminal nucleic acid is a nucleoside, i.e.
base + sugar but lacking 5'-phosphate

-continued

```

<220> FEATURE:
<221> NAME/KEY: modified_base
<222> LOCATION: 2, 5, 9, 11, 14
<223> OTHER INFORMATION: /mod_base = "2'-O-methyl corresponding base"
<220> FEATURE:
<221> NAME/KEY: modified_base
<222> LOCATION: 21
<223> OTHER INFORMATION: /mod_base = "5'-thio thymidine"
<220> FEATURE:
<221> NAME/KEY: modified_base
<222> LOCATION: 1, 3, 4, 6, 7, 8, 10, 12, 13, 15, 16, 17, 18, 19
<223> OTHER INFORMATION: /mod_base = "2'-hydroxy corresponding base"

<400> SEQUENCE: 203

acagcauuua cagcagaagt t                                     21

<210> SEQ ID NO 204
<211> LENGTH: 21
<212> TYPE: DNA
<213> ORGANISM: Artificial sequence
<220> FEATURE:
<223> OTHER INFORMATION: siRNAs targeting hamp
<220> FEATURE:
<223> OTHER INFORMATION: 5'-terminal nucleic acid is a nucleoside, i.e.
base + sugar but lacking 5'-phosphate
<220> FEATURE:
<221> NAME/KEY: modified_base
<222> LOCATION: 2, 5, 7, 8, 9, 11, 14
<223> OTHER INFORMATION: /mod_base = "2'-O-methyl corresponding base"
<220> FEATURE:
<221> NAME/KEY: modified_base
<222> LOCATION: 21
<223> OTHER INFORMATION: /mod_base = "5'-thio thymidine"
<220> FEATURE:
<221> NAME/KEY: modified_base
<222> LOCATION: 1, 3, 4, 6, 10, 12, 13, 15, 16, 17, 18, 19
<223> OTHER INFORMATION: /mod_base = "2'-hydroxy corresponding base"

<400> SEQUENCE: 204

acagcauuua cagcagaagt t                                     21

<210> SEQ ID NO 205
<211> LENGTH: 21
<212> TYPE: DNA
<213> ORGANISM: Artificial sequence
<220> FEATURE:
<223> OTHER INFORMATION: siRNAs targeting hamp
<220> FEATURE:
<223> OTHER INFORMATION: 5'-terminal nucleic acid is a nucleoside, i.e.
base + sugar but lacking 5'-phosphate
<220> FEATURE:
<221> NAME/KEY: modified_base
<222> LOCATION: 21
<223> OTHER INFORMATION: /mod_base = "5'-thio thymidine"
<220> FEATURE:
<221> NAME/KEY: modified_base
<222> LOCATION: 1..19
<223> OTHER INFORMATION: /mod_base = "2'-hydroxy corresponding base"

<400> SEQUENCE: 205

uacagcauuu acagcagaat t                                     21

<210> SEQ ID NO 206
<211> LENGTH: 21
<212> TYPE: DNA
<213> ORGANISM: Artificial sequence
<220> FEATURE:
<223> OTHER INFORMATION: siRNAs targeting hamp
<220> FEATURE:
<223> OTHER INFORMATION: 5'-terminal nucleic acid is a nucleoside, i.e.
base + sugar but lacking 5'-phosphate
<220> FEATURE:
<221> NAME/KEY: modified_base

```

-continued

<222> LOCATION: 1, 3, 6, 10, 12, 15
 <223> OTHER INFORMATION: /mod_base = "2'-O-methyl corresponding base"
 <220> FEATURE:
 <221> NAME/KEY: modified_base
 <222> LOCATION: 21
 <223> OTHER INFORMATION: /mod_base = "5'-thio thymidine"
 <220> FEATURE:
 <221> NAME/KEY: modified_base
 <222> LOCATION: 2, 4, 5, 7, 8, 9, 11, 13, 14, 16, 17, 18, 19
 <223> OTHER INFORMATION: /mod_base = "2'-hydroxy corresponding base"

<400> SEQUENCE: 206

uacagcauuu acagcagaat t 21

<210> SEQ ID NO 207
 <211> LENGTH: 21
 <212> TYPE: DNA
 <213> ORGANISM: Artificial sequence
 <220> FEATURE:
 <223> OTHER INFORMATION: siRNAs targeting hamp
 <220> FEATURE:
 <223> OTHER INFORMATION: 5'-terminal nucleic acid is a nucleoside, i.e. base + sugar but lacking 5'-phosphate
 <220> FEATURE:
 <221> NAME/KEY: modified_base
 <222> LOCATION: 1, 3, 6, 8, 9, 10, 12, 15
 <223> OTHER INFORMATION: /mod_base = "2'-O-methyl corresponding base"
 <220> FEATURE:
 <221> NAME/KEY: modified_base
 <222> LOCATION: 21
 <223> OTHER INFORMATION: /mod_base = "5'-thio thymidine"
 <220> FEATURE:
 <221> NAME/KEY: modified_base
 <222> LOCATION: 2, 4, 5, 7, 11, 13, 14, 16, 17, 18, 19
 <223> OTHER INFORMATION: /mod_base = "2'-hydroxy corresponding base"

<400> SEQUENCE: 207
 uacagcauuu acagcagaat t 21

<210> SEQ ID NO 208
 <211> LENGTH: 21
 <212> TYPE: DNA
 <213> ORGANISM: Artificial sequence
 <220> FEATURE:
 <223> OTHER INFORMATION: siRNAs targeting hamp
 <220> FEATURE:
 <223> OTHER INFORMATION: 5'-terminal nucleic acid is a nucleoside, i.e. base + sugar but lacking 5'-phosphate
 <220> FEATURE:
 <221> NAME/KEY: modified_base
 <222> LOCATION: 21
 <223> OTHER INFORMATION: /mod_base = "5'-thio thymidine"
 <220> FEATURE:
 <221> NAME/KEY: modified_base
 <222> LOCATION: 1..19
 <223> OTHER INFORMATION: /mod_base = "2'-hydroxy corresponding base"

<400> SEQUENCE: 208
 uuacagcauu uacagcagat t 21

<210> SEQ ID NO 209
 <211> LENGTH: 21
 <212> TYPE: DNA
 <213> ORGANISM: Artificial sequence
 <220> FEATURE:
 <223> OTHER INFORMATION: siRNAs targeting hamp
 <220> FEATURE:
 <223> OTHER INFORMATION: 5'-terminal nucleic acid is a nucleoside, i.e. base + sugar but lacking 5'-phosphate
 <220> FEATURE:
 <221> NAME/KEY: modified_base
 <222> LOCATION: 2, 4, 7, 11, 13, 16
 <223> OTHER INFORMATION: /mod_base = "2'-O-methyl corresponding base"

-continued

```

<220> FEATURE:
<221> NAME/KEY: modified_base
<222> LOCATION: 21
<223> OTHER INFORMATION: /mod_base = "5'-thio thymidine"
<220> FEATURE:
<221> NAME/KEY: modified_base
<222> LOCATION: 1, 3, 5, 6, 8, 9, 10, 12, 14, 15, 17, 18, 19
<223> OTHER INFORMATION: /mod_base = "2'-hydroxy corresponding base"

<400> SEQUENCE: 209

uuacagcauu uacagcagat t                                     21

<210> SEQ ID NO 210
<211> LENGTH: 21
<212> TYPE: DNA
<213> ORGANISM: Artificial sequence
<220> FEATURE:
<223> OTHER INFORMATION: siRNAs targeting hamp
<220> FEATURE:
<223> OTHER INFORMATION: 5'-terminal nucleic acid is a nucleoside, i.e.
base + sugar but lacking 5'-phosphate
<220> FEATURE:
<221> NAME/KEY: modified_base
<222> LOCATION: 1, 2, 4, 7, 9, 10, 11, 13, 16
<223> OTHER INFORMATION: /mod_base = "2'-O-methyl corresponding base"
<220> FEATURE:
<221> NAME/KEY: modified_base
<222> LOCATION: 21
<223> OTHER INFORMATION: /mod_base = "5'-thio thymidine"
<220> FEATURE:
<221> NAME/KEY: modified_base
<222> LOCATION: 3, 5, 6, 8, 12, 14, 15, 17, 18, 19
<223> OTHER INFORMATION: /mod_base = "2'-hydroxy corresponding base"

<400> SEQUENCE: 210

uuacagcauu uacagcagat t                                     21

<210> SEQ ID NO 211
<211> LENGTH: 21
<212> TYPE: DNA
<213> ORGANISM: Artificial sequence
<220> FEATURE:
<223> OTHER INFORMATION: siRNAs targeting hamp
<220> FEATURE:
<223> OTHER INFORMATION: 5'-terminal nucleic acid is a nucleoside, i.e.
base + sugar but lacking 5'-phosphate
<220> FEATURE:
<221> NAME/KEY: modified_base
<222> LOCATION: 21
<223> OTHER INFORMATION: /mod_base = "5'-thio thymidine"
<220> FEATURE:
<221> NAME/KEY: modified_base
<222> LOCATION: 1..19
<223> OTHER INFORMATION: /mod_base = "2'-hydroxy corresponding base"

<400> SEQUENCE: 211

agcaggagac aggcagccut t                                     21

<210> SEQ ID NO 212
<211> LENGTH: 21
<212> TYPE: DNA
<213> ORGANISM: Artificial sequence
<220> FEATURE:
<223> OTHER INFORMATION: siRNAs targeting hamp
<220> FEATURE:
<223> OTHER INFORMATION: 5'-terminal nucleic acid is a nucleoside, i.e.
base + sugar but lacking 5'-phosphate
<220> FEATURE:
<221> NAME/KEY: modified_base
<222> LOCATION: 3, 10, 14
<223> OTHER INFORMATION: /mod_base = "2'-O-methyl corresponding base"
<220> FEATURE:
<221> NAME/KEY: modified_base

```


-continued

<222> LOCATION: 21
 <223> OTHER INFORMATION: /mod_base = "5'-thio thymidine"
 <220> FEATURE:
 <221> NAME/KEY: modified_base
 <222> LOCATION: 1, 2, 4, 5, 6, 7, 8, 9, 11, 12, 13, 15, 16, 17, 18, 19
 <223> OTHER INFORMATION: /mod_base = "2'-hydroxy corresponding base"

<400> SEQUENCE: 212
 agcaggagac aggcagccut t 21

<210> SEQ ID NO 213
 <211> LENGTH: 21
 <212> TYPE: DNA
 <213> ORGANISM: Artificial sequence
 <220> FEATURE:
 <223> OTHER INFORMATION: siRNAs targeting hamp
 <220> FEATURE:
 <223> OTHER INFORMATION: 5'-terminal nucleic acid is a nucleoside, i.e.
 base + sugar but lacking 5'-phosphate
 <220> FEATURE:
 <221> NAME/KEY: modified_base
 <222> LOCATION: 3, 10, 14, 17
 <223> OTHER INFORMATION: /mod_base = "2'-O-methyl corresponding base"
 <220> FEATURE:
 <221> NAME/KEY: modified_base
 <222> LOCATION: 21
 <223> OTHER INFORMATION: /mod_base = "5'-thio thymidine"
 <220> FEATURE:
 <221> NAME/KEY: modified_base
 <222> LOCATION: 1, 2, 4, 5, 6, 7, 8, 9, 11, 12, 13, 15, 16, 18, 19
 <223> OTHER INFORMATION: /mod_base = "2'-hydroxy corresponding base"

<400> SEQUENCE: 213
 agcaggagac aggcagccut t 21

<210> SEQ ID NO 214
 <211> LENGTH: 21
 <212> TYPE: DNA
 <213> ORGANISM: Artificial sequence
 <220> FEATURE:
 <223> OTHER INFORMATION: siRNAs targeting hamp
 <220> FEATURE:
 <223> OTHER INFORMATION: 5'-terminal nucleic acid is a nucleoside, i.e.
 base + sugar but lacking 5'-phosphate
 <220> FEATURE:
 <221> NAME/KEY: modified_base
 <222> LOCATION: 21
 <223> OTHER INFORMATION: /mod_base = "5'-thio thymidine"
 <220> FEATURE:
 <221> NAME/KEY: modified_base
 <222> LOCATION: 1..19
 <223> OTHER INFORMATION: /mod_base = "2'-hydroxy corresponding base"

<400> SEQUENCE: 214
 aagcaggaga caggcagcct t 21

<210> SEQ ID NO 215
 <211> LENGTH: 21
 <212> TYPE: DNA
 <213> ORGANISM: Artificial sequence
 <220> FEATURE:
 <223> OTHER INFORMATION: siRNAs targeting hamp
 <220> FEATURE:
 <223> OTHER INFORMATION: 5'-terminal nucleic acid is a nucleoside, i.e.
 base + sugar but lacking 5'-phosphate
 <220> FEATURE:
 <221> NAME/KEY: modified_base
 <222> LOCATION: 4, 11, 15
 <223> OTHER INFORMATION: /mod_base = "2'-O-methyl corresponding base"
 <220> FEATURE:
 <221> NAME/KEY: modified_base
 <222> LOCATION: 21
 <223> OTHER INFORMATION: /mod_base = "5'-thio thymidine"

-continued

<220> FEATURE:
 <221> NAME/KEY: modified_base
 <222> LOCATION: 1, 2, 3, 5, 6, 7, 8, 9, 10, 12, 13, 14, 16, 17, 18, 19
 <223> OTHER INFORMATION: /mod_base = "2'-hydroxy corresponding base"

 <400> SEQUENCE: 215

 aagcaggaga caggcagcct t 21

 <210> SEQ ID NO 216
 <211> LENGTH: 21
 <212> TYPE: DNA
 <213> ORGANISM: Artificial sequence
 <220> FEATURE:
 <223> OTHER INFORMATION: siRNAs targeting hamp
 <220> FEATURE:
 <223> OTHER INFORMATION: 5'-terminal nucleic acid is a nucleoside, i.e.
 base + sugar but lacking 5'-phosphate
 <220> FEATURE:
 <221> NAME/KEY: modified_base
 <222> LOCATION: 4, 11, 15, 18
 <223> OTHER INFORMATION: /mod_base = "2'-O-methyl corresponding base"
 <220> FEATURE:
 <221> NAME/KEY: modified_base
 <222> LOCATION: 21
 <223> OTHER INFORMATION: /mod_base = "5'-thio thymidine"
 <220> FEATURE:
 <221> NAME/KEY: modified_base
 <222> LOCATION: 1, 2, 3, 5, 6, 7, 8, 9, 10, 12, 13, 14, 16, 17, 19
 <223> OTHER INFORMATION: /mod_base = "2'-hydroxy corresponding base"

 <400> SEQUENCE: 216

 aagcaggaga caggcagcct t 21

 <210> SEQ ID NO 217
 <211> LENGTH: 21
 <212> TYPE: DNA
 <213> ORGANISM: Artificial sequence
 <220> FEATURE:
 <223> OTHER INFORMATION: siRNAs targeting hamp
 <220> FEATURE:
 <223> OTHER INFORMATION: 5'-terminal nucleic acid is a nucleoside, i.e.
 base + sugar but lacking 5'-phosphate
 <220> FEATURE:
 <221> NAME/KEY: modified_base
 <222> LOCATION: 2, 3, 5, 6, 8, 9, 11, 12, 15, 16
 <223> OTHER INFORMATION: /mod_base = "2'-O-methyl corresponding base"
 <220> FEATURE:
 <221> NAME/KEY: modified_base
 <222> LOCATION: 21
 <223> OTHER INFORMATION: /mod_base = "5'-thio thymidine"
 <220> FEATURE:
 <221> NAME/KEY: modified_base
 <222> LOCATION: 1, 4, 7, 10, 13, 14, 17, 18, 19
 <223> OTHER INFORMATION: /mod_base = "2'-hydroxy corresponding base"

 <400> SEQUENCE: 217

 gcugcuguca ucgaucaaat t 21

 <210> SEQ ID NO 218
 <211> LENGTH: 21
 <212> TYPE: DNA
 <213> ORGANISM: Artificial sequence
 <220> FEATURE:
 <223> OTHER INFORMATION: siRNAs targeting hamp
 <220> FEATURE:
 <223> OTHER INFORMATION: 5'-terminal nucleic acid is a nucleoside, i.e.
 base + sugar but lacking 5'-phosphate
 <220> FEATURE:
 <221> NAME/KEY: modified_base
 <222> LOCATION: 1, 2, 6, 10, 13, 15, 18
 <223> OTHER INFORMATION: /mod_base = "2'-O-methyl corresponding base"
 <220> FEATURE:
 <221> NAME/KEY: modified_base

-continued

```

<222> LOCATION: 21
<223> OTHER INFORMATION: /mod_base = "5'-thio thymidine"
<220> FEATURE:
<221> NAME/KEY: modified_base
<222> LOCATION: 3, 4, 5, 7, 8, 9, 11, 12, 14, 16, 17, 19
<223> OTHER INFORMATION: /mod_base = "2'-hydroxy corresponding base"

<400> SEQUENCE: 218

ccagacagac ggcacgaugt t                               21

```

```

<210> SEQ ID NO 219
<211> LENGTH: 21
<212> TYPE: DNA
<213> ORGANISM: Artificial sequence
<220> FEATURE:
<223> OTHER INFORMATION: siRNAs targeting hamp
<220> FEATURE:
<223> OTHER INFORMATION: 5'-terminal nucleic acid is a nucleoside, i.e.
base + sugar but lacking 5'-phosphate
<220> FEATURE:
<221> NAME/KEY: modified_base
<222> LOCATION: 9, 14, 16, 17, 18
<223> OTHER INFORMATION: /mod_base = "2'-O-methyl corresponding base"
<220> FEATURE:
<221> NAME/KEY: modified_base
<222> LOCATION: 21
<223> OTHER INFORMATION: /mod_base = "5'-thio thymidine"
<220> FEATURE:
<221> NAME/KEY: modified_base
<222> LOCATION: 1, 2, 3, 4, 5, 6, 7, 8, 10, 11, 12, 13, 15, 19
<223> OTHER INFORMATION: /mod_base = "2'-hydroxy corresponding base"

<400> SEQUENCE: 219

gaaggaggcg agacacccat t                               21

```

```

<210> SEQ ID NO 220
<211> LENGTH: 21
<212> TYPE: DNA
<213> ORGANISM: Artificial sequence
<220> FEATURE:
<223> OTHER INFORMATION: siRNAs targeting hamp
<220> FEATURE:
<223> OTHER INFORMATION: 5'-terminal nucleic acid is a nucleoside, i.e.
base + sugar but lacking 5'-phosphate
<220> FEATURE:
<221> NAME/KEY: modified_base
<222> LOCATION: 1, 3, 8, 10, 15, 16, 17, 19
<223> OTHER INFORMATION: /mod_base = "2'-O-methyl corresponding base"
<220> FEATURE:
<221> NAME/KEY: modified_base
<222> LOCATION: 21
<223> OTHER INFORMATION: /mod_base = "5'-thio thymidine"
<220> FEATURE:
<221> NAME/KEY: modified_base
<222> LOCATION: 2, 4, 5, 6, 7, 9, 11, 12, 13, 14, 18
<223> OTHER INFORMATION: /mod_base = "2'-hydroxy corresponding base"

<400> SEQUENCE: 220

ugcaagacgu agaaccuact t                               21

```

```

<210> SEQ ID NO 221
<211> LENGTH: 21
<212> TYPE: DNA
<213> ORGANISM: Artificial sequence
<220> FEATURE:
<223> OTHER INFORMATION: siRNAs targeting hamp
<220> FEATURE:
<223> OTHER INFORMATION: 5'-terminal nucleic acid is a nucleoside, i.e.
base + sugar but lacking 5'-phosphate
<220> FEATURE:
<221> NAME/KEY: modified_base
<222> LOCATION: 1, 3, 4, 7, 8, 13, 15
<223> OTHER INFORMATION: /mod_base = "2'-O-methyl corresponding base"

```

-continued

```

<220> FEATURE:
<221> NAME/KEY: modified_base
<222> LOCATION: 21
<223> OTHER INFORMATION: /mod_base = "5'-thio thymidine"
<220> FEATURE:
<221> NAME/KEY: modified_base
<222> LOCATION: 2, 5, 6, 9, 10, 11, 12, 14, 16, 17, 18, 19
<223> OTHER INFORMATION: /mod_base = "2'-hydroxy corresponding base"

<400> SEQUENCE: 221
caucgaucaa aguguggat t                                     21

<210> SEQ ID NO 222
<211> LENGTH: 21
<212> TYPE: DNA
<213> ORGANISM: Artificial sequence
<220> FEATURE:
<223> OTHER INFORMATION: siRNAs targeting hamp
<220> FEATURE:
<223> OTHER INFORMATION: 5'-terminal nucleic acid is a nucleoside, i.e.
base + sugar but lacking 5'-phosphate
<220> FEATURE:
<221> NAME/KEY: modified_base
<222> LOCATION: 1, 5, 9, 12, 14, 17
<223> OTHER INFORMATION: /mod_base = "2'-O-methyl corresponding base"
<220> FEATURE:
<221> NAME/KEY: modified_base
<222> LOCATION: 21
<223> OTHER INFORMATION: /mod_base = "5'-thio thymidine"
<220> FEATURE:
<221> NAME/KEY: modified_base
<222> LOCATION: 2, 3, 4, 6, 7, 8, 10, 11, 13, 15, 16, 18, 19
<223> OTHER INFORMATION: /mod_base = "2'-hydroxy corresponding base"

<400> SEQUENCE: 222
cagacagacg gcacgaugt t                                     21

<210> SEQ ID NO 223
<211> LENGTH: 21
<212> TYPE: DNA
<213> ORGANISM: Artificial sequence
<220> FEATURE:
<223> OTHER INFORMATION: siRNAs targeting hamp
<220> FEATURE:
<223> OTHER INFORMATION: 5'-terminal nucleic acid is a nucleoside, i.e.
base + sugar but lacking 5'-phosphate
<220> FEATURE:
<221> NAME/KEY: modified_base
<222> LOCATION: 4, 9, 11, 12, 13, 15, 16, 17, 18, 19
<223> OTHER INFORMATION: /mod_base = "2'-O-methyl corresponding base"
<220> FEATURE:
<221> NAME/KEY: modified_base
<222> LOCATION: 21
<223> OTHER INFORMATION: /mod_base = "5'-thio thymidine"
<220> FEATURE:
<221> NAME/KEY: modified_base
<222> LOCATION: 1, 2, 3, 5, 6, 7, 8, 10, 14
<223> OTHER INFORMATION: /mod_base = "2'-hydroxy corresponding base"

<400> SEQUENCE: 223
aggcgagaca cccacuucct t                                     21

<210> SEQ ID NO 224
<211> LENGTH: 21
<212> TYPE: DNA
<213> ORGANISM: Artificial sequence
<220> FEATURE:
<223> OTHER INFORMATION: siRNAs targeting hamp
<220> FEATURE:
<223> OTHER INFORMATION: 5'-terminal nucleic acid is a nucleoside, i.e.
base + sugar but lacking 5'-phosphate
<220> FEATURE:
<221> NAME/KEY: modified_base

```

-continued

<222> LOCATION: 1, 2, 4, 9, 11, 16, 17, 18
 <223> OTHER INFORMATION: /mod_base = "2'-O-methyl corresponding base"
 <220> FEATURE:
 <221> NAME/KEY: modified_base
 <222> LOCATION: 21
 <223> OTHER INFORMATION: /mod_base = "5'-thio thymidine"
 <220> FEATURE:
 <221> NAME/KEY: modified_base
 <222> LOCATION: 3, 5, 6, 7, 8, 10, 12, 13, 14, 15, 19
 <223> OTHER INFORMATION: /mod_base = "2'-hydroxy corresponding base"

<400> SEQUENCE: 224

cugcaagacg uagaaccuat t 21

<210> SEQ ID NO 225
 <211> LENGTH: 21
 <212> TYPE: DNA
 <213> ORGANISM: Artificial sequence
 <220> FEATURE:
 <223> OTHER INFORMATION: siRNAs targeting hamp
 <220> FEATURE:
 <223> OTHER INFORMATION: 5'-terminal nucleic acid is a nucleoside, i.e. base + sugar but lacking 5'-phosphate
 <220> FEATURE:
 <221> NAME/KEY: modified_base
 <222> LOCATION: 1, 4, 6, 9, 12, 14, 15, 19
 <223> OTHER INFORMATION: /mod_base = "2'-O-methyl corresponding base"
 <220> FEATURE:
 <221> NAME/KEY: modified_base
 <222> LOCATION: 21
 <223> OTHER INFORMATION: /mod_base = "5'-thio thymidine"
 <220> FEATURE:
 <221> NAME/KEY: modified_base
 <222> LOCATION: 2, 3, 5, 7, 8, 10, 11, 13, 16, 17, 18
 <223> OTHER INFORMATION: /mod_base = "2'-hydroxy corresponding base"

<400> SEQUENCE: 225

cggcacgaug gcacugagct t 21

<210> SEQ ID NO 226
 <211> LENGTH: 21
 <212> TYPE: DNA
 <213> ORGANISM: Artificial sequence
 <220> FEATURE:
 <223> OTHER INFORMATION: siRNAs targeting hamp
 <220> FEATURE:
 <223> OTHER INFORMATION: 5'-terminal nucleic acid is a nucleoside, i.e. base + sugar but lacking 5'-phosphate
 <220> FEATURE:
 <221> NAME/KEY: modified_base
 <222> LOCATION: 1, 3, 4, 6, 7, 9, 10, 13, 14, 19
 <223> OTHER INFORMATION: /mod_base = "2'-O-methyl corresponding base"
 <220> FEATURE:
 <221> NAME/KEY: modified_base
 <222> LOCATION: 21
 <223> OTHER INFORMATION: /mod_base = "5'-thio thymidine"
 <220> FEATURE:
 <221> NAME/KEY: modified_base
 <222> LOCATION: 2, 5, 8, 11, 12, 15, 16, 17, 18
 <223> OTHER INFORMATION: /mod_base = "2'-hydroxy corresponding base"

<400> SEQUENCE: 226

ugcugucauc gaucaaagut t 21

<210> SEQ ID NO 227
 <211> LENGTH: 21
 <212> TYPE: DNA
 <213> ORGANISM: Artificial sequence
 <220> FEATURE:
 <223> OTHER INFORMATION: siRNAs targeting hamp
 <220> FEATURE:
 <223> OTHER INFORMATION: 5'-terminal nucleic acid is a nucleoside, i.e. base + sugar but lacking 5'-phosphate

-continued

```

<220> FEATURE:
<221> NAME/KEY: modified_base
<222> LOCATION: 4, 6, 10, 11, 12, 13, 18
<223> OTHER INFORMATION: /mod_base = "2'-O-methyl corresponding base"
<220> FEATURE:
<221> NAME/KEY: modified_base
<222> LOCATION: 21
<223> OTHER INFORMATION: /mod_base = "5'-thio thymidine"
<220> FEATURE:
<221> NAME/KEY: modified_base
<222> LOCATION: 1, 2, 3, 5, 7, 8, 9, 14, 15, 16, 17, 19
<223> OTHER INFORMATION: /mod_base = "2'-hydroxy corresponding base"

<400> SEQUENCE: 227

gaacauaggu cuuggaauat t                                     21

<210> SEQ ID NO 228
<211> LENGTH: 21
<212> TYPE: DNA
<213> ORGANISM: Artificial sequence
<220> FEATURE:
<223> OTHER INFORMATION: siRNAs targeting hamp
<220> FEATURE:
<223> OTHER INFORMATION: 5'-terminal nucleic acid is a nucleoside, i.e.
base + sugar but lacking 5'-phosphate
<220> FEATURE:
<221> NAME/KEY: modified_base
<222> LOCATION: 3, 4, 6, 7, 9, 10, 12, 13, 16, 17
<223> OTHER INFORMATION: /mod_base = "2'-O-methyl corresponding base"
<220> FEATURE:
<221> NAME/KEY: modified_base
<222> LOCATION: 21
<223> OTHER INFORMATION: /mod_base = "5'-thio thymidine"
<220> FEATURE:
<221> NAME/KEY: modified_base
<222> LOCATION: 1, 2, 5, 8, 11, 14, 15, 18, 19
<223> OTHER INFORMATION: /mod_base = "2'-hydroxy corresponding base"

<400> SEQUENCE: 228

ggcugcuguc aucgaucaat t                                     21

<210> SEQ ID NO 229
<211> LENGTH: 21
<212> TYPE: DNA
<213> ORGANISM: Artificial sequence
<220> FEATURE:
<223> OTHER INFORMATION: siRNAs targeting hamp
<220> FEATURE:
<223> OTHER INFORMATION: 5'-terminal nucleic acid is a nucleoside, i.e.
base + sugar but lacking 5'-phosphate
<220> FEATURE:
<221> NAME/KEY: modified_base
<222> LOCATION: 1, 2, 4, 5, 7, 8, 10, 11, 14, 15
<223> OTHER INFORMATION: /mod_base = "2'-O-methyl corresponding base"
<220> FEATURE:
<221> NAME/KEY: modified_base
<222> LOCATION: 21
<223> OTHER INFORMATION: /mod_base = "5'-thio thymidine"
<220> FEATURE:
<221> NAME/KEY: modified_base
<222> LOCATION: 3, 6, 9, 12, 13, 16, 17, 18, 19
<223> OTHER INFORMATION: /mod_base = "2'-hydroxy corresponding base"

<400> SEQUENCE: 229

cugcuguc au cgaucaaaagt t                                   21

<210> SEQ ID NO 230
<211> LENGTH: 21
<212> TYPE: DNA
<213> ORGANISM: Artificial sequence
<220> FEATURE:
<223> OTHER INFORMATION: siRNAs targeting hamp
<220> FEATURE:

```

-continued

<223> OTHER INFORMATION: 5'-terminal nucleic acid is a nucleoside, i.e.
base + sugar but lacking 5'-phosphate

<220> FEATURE:

<221> NAME/KEY: modified_base

<222> LOCATION: 2, 5, 6, 8, 9, 11, 12, 14, 15, 18, 19

<223> OTHER INFORMATION: /mod_base = "2'-O-methyl corresponding base"

<220> FEATURE:

<221> NAME/KEY: modified_base

<222> LOCATION: 21

<223> OTHER INFORMATION: /mod_base = "5'-thio thymidine"

<220> FEATURE:

<221> NAME/KEY: modified_base

<222> LOCATION: 1, 3, 4, 7, 10, 13, 16, 17

<223> OTHER INFORMATION: /mod_base = "2'-hydroxy corresponding base"

<400> SEQUENCE: 230

gcggcugcug ucaucgaut t

21

<210> SEQ ID NO 231

<211> LENGTH: 21

<212> TYPE: DNA

<213> ORGANISM: Artificial sequence

<220> FEATURE:

<223> OTHER INFORMATION: siRNAs targeting hamp

<220> FEATURE:

<223> OTHER INFORMATION: 5'-terminal nucleic acid is a nucleoside, i.e.
base + sugar but lacking 5'-phosphate

<220> FEATURE:

<221> NAME/KEY: modified_base

<222> LOCATION: 2, 3, 5, 6, 8, 9, 12, 13, 18

<223> OTHER INFORMATION: /mod_base = "2'-O-methyl corresponding base"

<220> FEATURE:

<221> NAME/KEY: modified_base

<222> LOCATION: 21

<223> OTHER INFORMATION: /mod_base = "5'-thio thymidine"

<220> FEATURE:

<221> NAME/KEY: modified_base

<222> LOCATION: 1, 4, 7, 10, 11, 14, 15, 16, 17, 19

<223> OTHER INFORMATION: /mod_base = "2'-hydroxy corresponding base"

<400> SEQUENCE: 231

gcugucaucg aucaaagut t

21

<210> SEQ ID NO 232

<211> LENGTH: 21

<212> TYPE: DNA

<213> ORGANISM: Artificial sequence

<220> FEATURE:

<223> OTHER INFORMATION: siRNAs targeting hamp

<220> FEATURE:

<223> OTHER INFORMATION: 5'-terminal nucleic acid is a nucleoside, i.e.
base + sugar but lacking 5'-phosphate

<220> FEATURE:

<221> NAME/KEY: modified_base

<222> LOCATION: 1, 2, 4, 5, 7, 8, 11, 12, 17, 19

<223> OTHER INFORMATION: /mod_base = "2'-O-methyl corresponding base"

<220> FEATURE:

<221> NAME/KEY: modified_base

<222> LOCATION: 21

<223> OTHER INFORMATION: /mod_base = "5'-thio thymidine"

<220> FEATURE:

<221> NAME/KEY: modified_base

<222> LOCATION: 3, 6, 9, 10, 13, 14, 15, 16, 18

<223> OTHER INFORMATION: /mod_base = "2'-hydroxy corresponding base"

<400> SEQUENCE: 232

cugucaucga ucaaagut t

21

<210> SEQ ID NO 233

<211> LENGTH: 21

<212> TYPE: DNA

<213> ORGANISM: Artificial sequence

<220> FEATURE:

-continued

<223> OTHER INFORMATION: siRNAs targeting hamp
 <220> FEATURE:
 <223> OTHER INFORMATION: 5'-terminal nucleic acid is a nucleoside, i.e.
 base + sugar but lacking 5'-phosphate
 <220> FEATURE:
 <221> NAME/KEY: modified_base
 <222> LOCATION: 2, 3, 5, 6, 9, 10, 15, 17
 <223> OTHER INFORMATION: /mod_base = "2'-O-methyl corresponding base"
 <220> FEATURE:
 <221> NAME/KEY: modified_base
 <222> LOCATION: 21
 <223> OTHER INFORMATION: /mod_base = "5'-thio thymidine"
 <220> FEATURE:
 <221> NAME/KEY: modified_base
 <222> LOCATION: 1, 4, 7, 8, 11, 12, 13, 14, 16, 18, 19
 <223> OTHER INFORMATION: /mod_base = "2'-hydroxy corresponding base"

 <400> SEQUENCE: 233

 gucaucgauc aaaguguggt t 21

<210> SEQ ID NO 234
 <211> LENGTH: 21
 <212> TYPE: DNA
 <213> ORGANISM: Artificial sequence
 <220> FEATURE:
 <223> OTHER INFORMATION: siRNAs targeting hamp
 <220> FEATURE:
 <223> OTHER INFORMATION: 5'-terminal nucleic acid is a nucleoside, i.e.
 base + sugar but lacking 5'-phosphate
 <220> FEATURE:
 <221> NAME/KEY: modified_base
 <222> LOCATION: 1, 2, 3, 10, 13, 16
 <223> OTHER INFORMATION: /mod_base = "2'-O-methyl corresponding base"
 <220> FEATURE:
 <221> NAME/KEY: modified_base
 <222> LOCATION: 21
 <223> OTHER INFORMATION: /mod_base = "5'-thio thymidine"
 <220> FEATURE:
 <221> NAME/KEY: modified_base
 <222> LOCATION: 4, 5, 6, 7, 8, 9, 11, 12, 14, 15, 17, 18, 19
 <223> OTHER INFORMATION: /mod_base = "2'-hydroxy corresponding base"

 <400> SEQUENCE: 234

 uuugaucgau gacagcagct t 21

<210> SEQ ID NO 235
 <211> LENGTH: 21
 <212> TYPE: DNA
 <213> ORGANISM: Artificial sequence
 <220> FEATURE:
 <223> OTHER INFORMATION: siRNAs targeting hamp
 <220> FEATURE:
 <223> OTHER INFORMATION: 5'-terminal nucleic acid is a nucleoside, i.e.
 base + sugar but lacking 5'-phosphate
 <220> FEATURE:
 <221> NAME/KEY: modified_base
 <222> LOCATION: 1, 6, 13, 17
 <223> OTHER INFORMATION: /mod_base = "2'-O-methyl corresponding base"
 <220> FEATURE:
 <221> NAME/KEY: modified_base
 <222> LOCATION: 21
 <223> OTHER INFORMATION: /mod_base = "5'-thio thymidine"
 <220> FEATURE:
 <221> NAME/KEY: modified_base
 <222> LOCATION: 2, 3, 4, 5, 7, 8, 9, 10, 11, 12, 14, 15, 16, 18, 19
 <223> OTHER INFORMATION: /mod_base = "2'-hydroxy corresponding base"

 <400> SEQUENCE: 235

 caucgugccg ucugucuggt t 21

<210> SEQ ID NO 236
 <211> LENGTH: 21
 <212> TYPE: DNA

-continued

<213> ORGANISM: Artificial sequence
 <220> FEATURE:
 <223> OTHER INFORMATION: siRNAs targeting hamp
 <220> FEATURE:
 <223> OTHER INFORMATION: 5'-terminal nucleic acid is a nucleoside, i.e.
 base + sugar but lacking 5'-phosphate
 <220> FEATURE:
 <221> NAME/KEY: modified_base
 <222> LOCATION: 1, 5, 17
 <223> OTHER INFORMATION: /mod_base = "2'-O-methyl corresponding base"
 <220> FEATURE:
 <221> NAME/KEY: modified_base
 <222> LOCATION: 21
 <223> OTHER INFORMATION: /mod_base = "5'-thio thymidine"
 <220> FEATURE:
 <221> NAME/KEY: modified_base
 <222> LOCATION: 2, 3, 4, 6, 7, 8, 9, 10, 11, 12, 13, 14, 15, 16, 18, 19
 <223> OTHER INFORMATION: /mod_base = "2'-hydroxy corresponding base"

<400> SEQUENCE: 236

ugggugucuc gccuccuuct t 21

<210> SEQ ID NO 237
 <211> LENGTH: 21
 <212> TYPE: DNA
 <213> ORGANISM: Artificial sequence
 <220> FEATURE:
 <223> OTHER INFORMATION: siRNAs targeting hamp
 <220> FEATURE:
 <223> OTHER INFORMATION: 5'-terminal nucleic acid is a nucleoside, i.e.
 base + sugar but lacking 5'-phosphate
 <220> FEATURE:
 <221> NAME/KEY: modified_base
 <222> LOCATION: 2, 6, 9, 15, 18
 <223> OTHER INFORMATION: /mod_base = "2'-O-methyl corresponding base"
 <220> FEATURE:
 <221> NAME/KEY: modified_base
 <222> LOCATION: 21
 <223> OTHER INFORMATION: /mod_base = "5'-thio thymidine"
 <220> FEATURE:
 <221> NAME/KEY: modified_base
 <222> LOCATION: 1, 3, 4, 5, 7, 8, 10, 11, 12, 13, 14, 16, 17, 19
 <223> OTHER INFORMATION: /mod_base = "2'-hydroxy corresponding base"

<400> SEQUENCE: 237

guagguucua cgucuugcat t 21

<210> SEQ ID NO 238
 <211> LENGTH: 21
 <212> TYPE: DNA
 <213> ORGANISM: Artificial sequence
 <220> FEATURE:
 <223> OTHER INFORMATION: siRNAs targeting hamp
 <220> FEATURE:
 <223> OTHER INFORMATION: 5'-terminal nucleic acid is a nucleoside, i.e.
 base + sugar but lacking 5'-phosphate
 <220> FEATURE:
 <221> NAME/KEY: modified_base
 <222> LOCATION: 4, 6, 9, 10, 11, 18
 <223> OTHER INFORMATION: /mod_base = "2'-O-methyl corresponding base"
 <220> FEATURE:
 <221> NAME/KEY: modified_base
 <222> LOCATION: 21
 <223> OTHER INFORMATION: /mod_base = "5'-thio thymidine"
 <220> FEATURE:
 <221> NAME/KEY: modified_base
 <222> LOCATION: 1, 2, 3, 5, 7, 8, 12, 13, 14, 15, 16, 17, 19
 <223> OTHER INFORMATION: /mod_base = "2'-hydroxy corresponding base"

<400> SEQUENCE: 238

ucccacacuu ugaucgau t 21

<210> SEQ ID NO 239

-continued

<211> LENGTH: 21
 <212> TYPE: DNA
 <213> ORGANISM: Artificial sequence
 <220> FEATURE:
 <223> OTHER INFORMATION: siRNAs targeting hamp
 <220> FEATURE:
 <223> OTHER INFORMATION: 5'-terminal nucleic acid is a nucleoside, i.e.
 base + sugar but lacking 5'-phosphate
 <220> FEATURE:
 <221> NAME/KEY: modified_base
 <222> LOCATION: 2, 7, 14, 18
 <223> OTHER INFORMATION: /mod_base = "2'-O-methyl corresponding base"
 <220> FEATURE:
 <221> NAME/KEY: modified_base
 <222> LOCATION: 21
 <223> OTHER INFORMATION: /mod_base = "5'-thio thymidine"
 <220> FEATURE:
 <221> NAME/KEY: modified_base
 <222> LOCATION: 1, 3, 4, 5, 6, 8, 9, 10, 11, 12, 13, 15, 16, 17, 19
 <223> OTHER INFORMATION: /mod_base = "2'-hydroxy corresponding base"

 <400> SEQUENCE: 239

ccaucgugcc gucugucgt t 21

<210> SEQ ID NO 240
 <211> LENGTH: 21
 <212> TYPE: DNA
 <213> ORGANISM: Artificial sequence
 <220> FEATURE:
 <223> OTHER INFORMATION: siRNAs targeting hamp
 <220> FEATURE:
 <223> OTHER INFORMATION: 5'-terminal nucleic acid is a nucleoside, i.e.
 base + sugar but lacking 5'-phosphate
 <220> FEATURE:
 <221> NAME/KEY: modified_base
 <222> LOCATION: 6, 10
 <223> OTHER INFORMATION: /mod_base = "2'-O-methyl corresponding base"
 <220> FEATURE:
 <221> NAME/KEY: modified_base
 <222> LOCATION: 21
 <223> OTHER INFORMATION: /mod_base = "5'-thio thymidine"
 <220> FEATURE:
 <221> NAME/KEY: modified_base
 <222> LOCATION: 1, 2, 3, 4, 5, 7, 8, 9, 11, 12, 13, 14, 15, 16, 17, 18,
 19
 <223> OTHER INFORMATION: /mod_base = "2'-hydroxy corresponding base"

 <400> SEQUENCE: 240

ggaagugggu gucucgcut t 21

<210> SEQ ID NO 241
 <211> LENGTH: 21
 <212> TYPE: DNA
 <213> ORGANISM: Artificial sequence
 <220> FEATURE:
 <223> OTHER INFORMATION: siRNAs targeting hamp
 <220> FEATURE:
 <223> OTHER INFORMATION: 5'-terminal nucleic acid is a nucleoside, i.e.
 base + sugar but lacking 5'-phosphate
 <220> FEATURE:
 <221> NAME/KEY: modified_base
 <222> LOCATION: 1, 5, 8, 14, 15, 17
 <223> OTHER INFORMATION: /mod_base = "2'-O-methyl corresponding base"
 <220> FEATURE:
 <221> NAME/KEY: modified_base
 <222> LOCATION: 21
 <223> OTHER INFORMATION: /mod_base = "5'-thio thymidine"
 <220> FEATURE:
 <221> NAME/KEY: modified_base
 <222> LOCATION: 2, 3, 4, 6, 7, 9, 10, 11, 12, 13, 16, 18, 19
 <223> OTHER INFORMATION: /mod_base = "2'-hydroxy corresponding base"

 <400> SEQUENCE: 241

uagguucuaac gucuugcagt t 21

-continued

<210> SEQ ID NO 242
 <211> LENGTH: 21
 <212> TYPE: DNA
 <213> ORGANISM: Artificial sequence
 <220> FEATURE:
 <223> OTHER INFORMATION: siRNAs targeting hamp
 <220> FEATURE:
 <223> OTHER INFORMATION: 5'-terminal nucleic acid is a nucleoside, i.e.
 base + sugar but lacking 5'-phosphate
 <220> FEATURE:
 <221> NAME/KEY: modified_base
 <222> LOCATION: 4, 7, 10, 15
 <223> OTHER INFORMATION: /mod_base = "2'-O-methyl corresponding base"
 <220> FEATURE:
 <221> NAME/KEY: modified_base
 <222> LOCATION: 21
 <223> OTHER INFORMATION: /mod_base = "5'-thio thymidine"
 <220> FEATURE:
 <221> NAME/KEY: modified_base
 <222> LOCATION: 1, 2, 3, 5, 6, 8, 9, 11, 12, 13, 14, 16, 17, 18, 19
 <223> OTHER INFORMATION: /mod_base = "2'-hydroxy corresponding base"

 <400> SEQUENCE: 242

 gcucagugcc aucgugccgt t 21

<210> SEQ ID NO 243
 <211> LENGTH: 21
 <212> TYPE: DNA
 <213> ORGANISM: Artificial sequence
 <220> FEATURE:
 <223> OTHER INFORMATION: siRNAs targeting hamp
 <220> FEATURE:
 <223> OTHER INFORMATION: 5'-terminal nucleic acid is a nucleoside, i.e.
 base + sugar but lacking 5'-phosphate
 <220> FEATURE:
 <221> NAME/KEY: modified_base
 <222> LOCATION: 3, 4, 5, 12, 15, 18
 <223> OTHER INFORMATION: /mod_base = "2'-O-methyl corresponding base"
 <220> FEATURE:
 <221> NAME/KEY: modified_base
 <222> LOCATION: 21
 <223> OTHER INFORMATION: /mod_base = "5'-thio thymidine"
 <220> FEATURE:
 <221> NAME/KEY: modified_base
 <222> LOCATION: 1, 2, 6, 7, 8, 9, 10, 11, 13, 14, 16, 17, 19
 <223> OTHER INFORMATION: /mod_base = "2'-hydroxy corresponding base"

 <400> SEQUENCE: 243

 acuuugaucg augacagcat t 21

<210> SEQ ID NO 244
 <211> LENGTH: 21
 <212> TYPE: DNA
 <213> ORGANISM: Artificial sequence
 <220> FEATURE:
 <223> OTHER INFORMATION: siRNAs targeting hamp
 <220> FEATURE:
 <223> OTHER INFORMATION: 5'-terminal nucleic acid is a nucleoside, i.e.
 base + sugar but lacking 5'-phosphate
 <220> FEATURE:
 <221> NAME/KEY: modified_base
 <222> LOCATION: 1, 3, 6, 13, 15, 17
 <223> OTHER INFORMATION: /mod_base = "2'-O-methyl corresponding base"
 <220> FEATURE:
 <221> NAME/KEY: modified_base
 <222> LOCATION: 21
 <223> OTHER INFORMATION: /mod_base = "5'-thio thymidine"
 <220> FEATURE:
 <221> NAME/KEY: modified_base
 <222> LOCATION: 2, 4, 5, 7, 8, 9, 10, 11, 12, 14, 16, 18, 19
 <223> OTHER INFORMATION: /mod_base = "2'-hydroxy corresponding base"

 <400> SEQUENCE: 244

-continued

uauuccaaga ccuauguuct t

21

<210> SEQ ID NO 245
 <211> LENGTH: 21
 <212> TYPE: DNA
 <213> ORGANISM: Artificial sequence
 <220> FEATURE:
 <223> OTHER INFORMATION: siRNAs targeting hamp
 <220> FEATURE:
 <223> OTHER INFORMATION: 5'-terminal nucleic acid is a nucleoside, i.e.
 base + sugar but lacking 5'-phosphate
 <220> FEATURE:
 <221> NAME/KEY: modified_base
 <222> LOCATION: 1, 2, 9, 12, 15
 <223> OTHER INFORMATION: /mod_base = "2'-O-methyl corresponding base"
 <220> FEATURE:
 <221> NAME/KEY: modified_base
 <222> LOCATION: 21
 <223> OTHER INFORMATION: /mod_base = "5'-thio thymidine"
 <220> FEATURE:
 <221> NAME/KEY: modified_base
 <222> LOCATION: 3, 4, 5, 6, 7, 8, 10, 11, 13, 14, 16, 17, 18, 19
 <223> OTHER INFORMATION: /mod_base = "2'-hydroxy corresponding base"

 <400> SEQUENCE: 245

uugaucgaug acagcagcct t

21

<210> SEQ ID NO 246
 <211> LENGTH: 21
 <212> TYPE: DNA
 <213> ORGANISM: Artificial sequence
 <220> FEATURE:
 <223> OTHER INFORMATION: siRNAs targeting hamp
 <220> FEATURE:
 <223> OTHER INFORMATION: 5'-terminal nucleic acid is a nucleoside, i.e.
 base + sugar but lacking 5'-phosphate
 <220> FEATURE:
 <221> NAME/KEY: modified_base
 <222> LOCATION: 2, 3, 4, 11, 14, 17
 <223> OTHER INFORMATION: /mod_base = "2'-O-methyl corresponding base"
 <220> FEATURE:
 <221> NAME/KEY: modified_base
 <222> LOCATION: 21
 <223> OTHER INFORMATION: /mod_base = "5'-thio thymidine"
 <220> FEATURE:
 <221> NAME/KEY: modified_base
 <222> LOCATION: 1, 5, 6, 7, 8, 9, 10, 12, 13, 15, 16, 18, 19
 <223> OTHER INFORMATION: /mod_base = "2'-hydroxy corresponding base"

 <400> SEQUENCE: 246

cuuugaucga ugacagcagt t

21

<210> SEQ ID NO 247
 <211> LENGTH: 21
 <212> TYPE: DNA
 <213> ORGANISM: Artificial sequence
 <220> FEATURE:
 <223> OTHER INFORMATION: siRNAs targeting hamp
 <220> FEATURE:
 <223> OTHER INFORMATION: 5'-terminal nucleic acid is a nucleoside, i.e.
 base + sugar but lacking 5'-phosphate
 <220> FEATURE:
 <221> NAME/KEY: modified_base
 <222> LOCATION: 7, 10, 13
 <223> OTHER INFORMATION: /mod_base = "2'-O-methyl corresponding base"
 <220> FEATURE:
 <221> NAME/KEY: modified_base
 <222> LOCATION: 21
 <223> OTHER INFORMATION: /mod_base = "5'-thio thymidine"
 <220> FEATURE:
 <221> NAME/KEY: modified_base
 <222> LOCATION: 1, 2, 3, 4, 5, 6, 8, 9, 11, 12, 14, 15, 16, 17, 18, 19
 <223> OTHER INFORMATION: /mod_base = "2'-hydroxy corresponding base"

-continued

<400> SEQUENCE: 247

gaucgaugac agcagccgct t

21

<210> SEQ ID NO 248

<211> LENGTH: 21

<212> TYPE: DNA

<213> ORGANISM: Artificial sequence

<220> FEATURE:

<223> OTHER INFORMATION: siRNAs targeting hamp

<220> FEATURE:

<223> OTHER INFORMATION: 5'-terminal nucleic acid is a nucleoside, i.e. base + sugar but lacking 5'-phosphate

<220> FEATURE:

<221> NAME/KEY: modified_base

<222> LOCATION: 1, 4, 5, 6, 13, 16

<223> OTHER INFORMATION: /mod_base = "2'-O-methyl corresponding base"

<220> FEATURE:

<221> NAME/KEY: modified_base

<222> LOCATION: 21

<223> OTHER INFORMATION: /mod_base = "5'-thio thymidine"

<220> FEATURE:

<221> NAME/KEY: modified_base

<222> LOCATION: 2, 3, 7, 8, 9, 10, 11, 12, 14, 15, 17, 18, 19

<223> OTHER INFORMATION: /mod_base = "2'-hydroxy corresponding base"

<400> SEQUENCE: 248

cacuuugauc gaugacagct t

21

<210> SEQ ID NO 249

<211> LENGTH: 21

<212> TYPE: DNA

<213> ORGANISM: Artificial sequence

<220> FEATURE:

<223> OTHER INFORMATION: siRNAs targeting hamp

<220> FEATURE:

<223> OTHER INFORMATION: 5'-terminal nucleic acid is a nucleoside, i.e. base + sugar but lacking 5'-phosphate

<220> FEATURE:

<221> NAME/KEY: modified_base

<222> LOCATION: 2, 5, 6, 7, 14, 17

<223> OTHER INFORMATION: /mod_base = "2'-O-methyl corresponding base"

<220> FEATURE:

<221> NAME/KEY: modified_base

<222> LOCATION: 21

<223> OTHER INFORMATION: /mod_base = "5'-thio thymidine"

<220> FEATURE:

<221> NAME/KEY: modified_base

<222> LOCATION: 1, 3, 4, 8, 9, 10, 11, 12, 13, 15, 16, 18, 19

<223> OTHER INFORMATION: /mod_base = "2'-hydroxy corresponding base"

<400> SEQUENCE: 249

acacuuugau cgaugacagt t

21

<210> SEQ ID NO 250

<211> LENGTH: 21

<212> TYPE: DNA

<213> ORGANISM: Artificial sequence

<220> FEATURE:

<223> OTHER INFORMATION: siRNAs targeting hamp

<220> FEATURE:

<223> OTHER INFORMATION: 5'-terminal nucleic acid is a nucleoside, i.e. base + sugar but lacking 5'-phosphate

<220> FEATURE:

<221> NAME/KEY: modified_base

<222> LOCATION: 2, 4, 7, 8, 9, 16

<223> OTHER INFORMATION: /mod_base = "2'-O-methyl corresponding base"

<220> FEATURE:

<221> NAME/KEY: modified_base

<222> LOCATION: 21

<223> OTHER INFORMATION: /mod_base = "5'-thio thymidine"

-continued

<220> FEATURE:
 <221> NAME/KEY: modified_base
 <222> LOCATION: 1, 3, 5, 6, 10, 11, 12, 13, 14, 15, 17, 18, 19
 <223> OTHER INFORMATION: /mod_base = "2'-hydroxy corresponding base"

<400> SEQUENCE: 250

ccacacuuug aucgaugact t

21

We claim:

1. A method of inhibiting the expression of hepcidin antimicrobial peptide (HAMP) in a cell or tissue, comprising contacting the cell or tissue with a compound comprising an antisense strand and a sense strand that are each equal to or less than 30 nucleotides in length, wherein the compound is targeted to a nucleic acid molecule encoding HAMP and comprising the first nineteen nucleotides of SEQ ID NO:29 (GAACAUAGGUCUUGGAAUA), and wherein the compound specifically hybridizes with a 5' untranslated region or coding region of the nucleic acid molecule, so that expression of HAMP is inhibited by at least 45%.

2. The method of claim 1, wherein the compound comprises at least one modified nucleotide.

3. The method of claim 2, wherein the modified nucleotide is chosen from the group of: a 2'-O-methyl modified nucleotide, a nucleotide comprising a 5'-phosphorothioate group, and a terminal nucleotide linked to a cholesteryl derivative or dodecanoic acid bisdecylamide group.

4. The method of claim 2, wherein the modified nucleotide is chosen from the group of: a 2'-deoxy-2'-fluoro modified nucleotide, a 2'-deoxy-modified nucleotide, a locked nucleotide, an abasic nucleotide, 2'-amino-modified nucleotide, 2'-alkyl-modified nucleotide, morpholino nucleotide, a phosphoramidate, and a non-natural base comprising nucleotide.

5. The method of claim 1, wherein the sense strand is modified as follows: GAACAuAGGuuuGGAAAuATsT (SEQ ID NO:227) and the antisense strand is modified as follows: uAuUCCAAGACCuAuGuUCTs (SEQ ID NO:244), wherein "c" indicates a 2'-O-methyl modified cytosine; "u" indicates a 2'-O-methyl modified uracil, and sT indicates a 5'-phosphorothioate modified thymidine.

6. The method of claim 1, wherein the sense strand consists of SEQ ID NO:29 and the antisense strand consists of SEQ ID NO:65.

7. The method of claim 1, wherein the sense strand comprises SEQ ID NO:29 and the antisense strand comprises SEQ ID NO:65.

8. The method of claim 1, wherein the compound is formulated in a lipid formulation.

9. The method of claim 1, wherein the compound is formulated in a liposome.

10. The method of claim 1, wherein the compound is conjugated to a molecule.

11. The method of claim 10, wherein the molecule is a ligand moiety or a non-ligand moiety.

12. The method of claim 1, wherein the cell or tissue is human.

13. The method of claim 1, wherein the expression of HAMP is inhibited by at least 60%.

14. The method of claim 1, wherein the expression of HAMP is inhibited by at least 70%.

15. The method of claim 1, wherein the expression of HAMP is inhibited by at least 80%.

16. The method of claim 1, wherein the expression of HAMP is inhibited by at least 90%.

17. The method of claim 1, wherein the compound specifically hybridizes with the 5' untranslated region of the nucleic acid molecule.

18. The method of claim 1, wherein the compound specifically hybridizes with the coding region of the nucleic acid molecule.

19. The method of claim 1, wherein each strand is 21 nucleotides or less in length.

20. A compound for inhibiting the expression of hepcidin antimicrobial peptide (HAMP) in a cell or tissue, comprising an antisense strand and a sense strand that are each equal to or less than 30 nucleotides in length, wherein the compound is targeted to a nucleic acid molecule encoding HAMP and comprising the first nineteen nucleotides of SEQ ID NO:29 (GAACAUAGGUCUUGGAAUA), and wherein the compound specifically hybridizes with a 5' untranslated region or coding region of the nucleic acid molecule, so that expression of HAMP is inhibited by at least 45%.

* * * * *