



US009055341B2

(12) **United States Patent**
Yuen et al.

(10) **Patent No.:** **US 9,055,341 B2**
(45) **Date of Patent:** **Jun. 9, 2015**

(54) **COMBINATION OF RECORDED PROGRAM INDEX AND EPG**

USPC 348/565, 569, 570, 563, 584, 731, 732,
348/554, 555; 725/31-61
See application file for complete search history.

(76) Inventors: **Henry C. Yuen**, Pasadena, CA (US);
Roy J. Mankovitz, Montecito, CA (US);
Daniel S. Kwoh, La Canada Flintridge,
CA (US); **Elsie Y. Leung**, South
Pasadena, CA (US)

(56) **References Cited**

U.S. PATENT DOCUMENTS

4,355,415 A 10/1982 George et al.
4,605,964 A 8/1986 Chard

(Continued)

FOREIGN PATENT DOCUMENTS

CA 244170 4/1924
CA 2154385 A1 1/1996

(Continued)

OTHER PUBLICATIONS

“Digital Video Broadcasting (DVB); DVB specification for data
broadcasting”, European Telecommunications Standards Institute,
Draft EN 301 192 V1.2.1 (Jan. 1999).

(Continued)

Primary Examiner — Michael Lee

(74) *Attorney, Agent, or Firm* — Ropes & Gray LLP

(*) Notice: Subject to any disclaimer, the term of this
patent is extended or adjusted under 35
U.S.C. 154(b) by 0 days.

(21) Appl. No.: **13/616,867**

(22) Filed: **Sep. 14, 2012**

(65) **Prior Publication Data**

US 2013/0097639 A1 Apr. 18, 2013

Related U.S. Application Data

(63) Continuation of application No. 13/367,005, filed on
Feb. 6, 2012, which is a continuation of application
No. 11/894,607, filed on Aug. 20, 2007, now Pat. No.
8,134,645, which is a continuation of application No.

(Continued)

(51) **Int. Cl.**
H04N 5/445 (2011.01)
H04N 21/482 (2011.01)

(Continued)

(52) **U.S. Cl.**
CPC **H04N 21/482** (2013.01); **G11B 23/042**
(2013.01); **G11B 23/36** (2013.01);

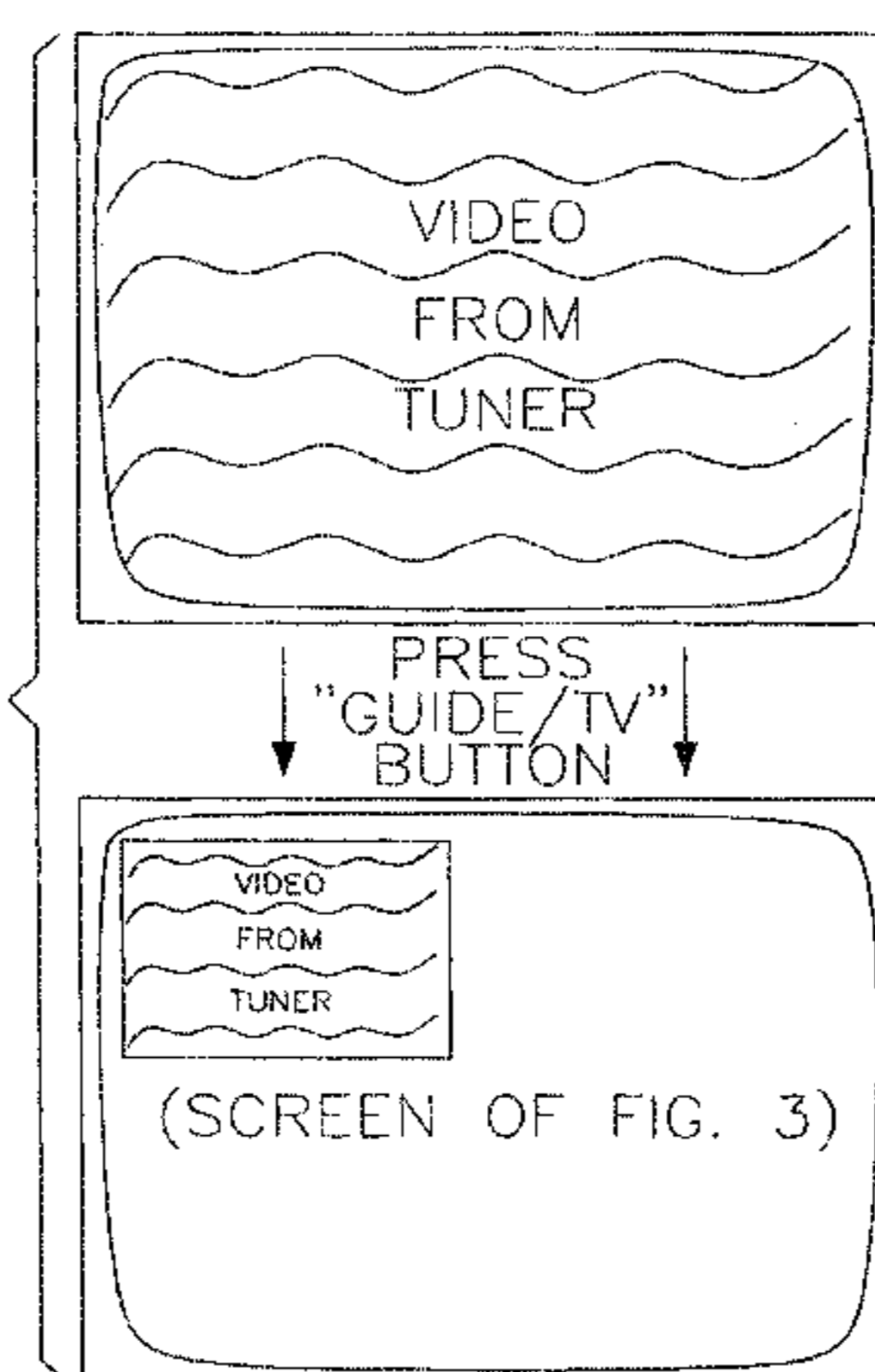
(Continued)

(58) **Field of Classification Search**
CPC H04N 5/44543; H04N 21/4622; H04N
21/482; H04N 5/44; H04N 21/84; H04N
21/812; H04N 21/478; H04N 5/50; H04N
5/775; H04N 5/45; H04N 5/44513; H04N
5/44504; H04N 21/4316; H04N 5/4401

(57) **ABSTRACT**

A television system has a television viewing mode and a
guide mode. The guide mode includes an electronic program
guide (EPG), which provides the viewer program information
for tuned programs, and a tape index guide (TIG), which
provides information for programs recorded on a video cas-
sette. In both guides, real time images of a program are
displayed in a PIP window on the television screen and guide
information is displayed in the background. In both guides,
the viewer may switch between a currently telecast program
or a recorded program. The viewer may access either guide
from the television mode and vice versa. In the guide mode,
the viewer may independently switch the guide information
and the type of program, i.e., tuned or recorded, in the PIP
window.

18 Claims, 18 Drawing Sheets



Related U.S. Application Data

11/471,412, filed on Jun. 19, 2006, now Pat. No. 7,663, 700, which is a continuation of application No. 10/820, 164, filed on Apr. 6, 2004, now abandoned, which is a continuation of application No. 10/199,187, filed on Jul. 19, 2002, now abandoned, which is a continuation of application No. 09/712,327, filed on Nov. 13, 2000, now Pat. No. 6,441,862, which is a continuation of application No. 08/952,530, filed as application No. PCT/US97/04074 on Mar. 14, 1997, now Pat. No. 6,147,715.

(60) Provisional application No. 60/013,371, filed on Mar. 15, 1996.

(51) **Int. Cl.**

G11B 23/04 (2006.01)
G11B 23/36 (2006.01)
G11B 27/032 (2006.01)
G11B 27/10 (2006.01)
G11B 27/34 (2006.01)
H04N 5/45 (2011.01)
H04N 5/50 (2006.01)
H04N 5/775 (2006.01)
H04N 7/16 (2011.01)
H04N 21/422 (2011.01)
H04N 21/431 (2011.01)
H04N 21/432 (2011.01)
H04N 21/47 (2011.01)
H04N 21/472 (2011.01)

(52) **U.S. Cl.**

CPC **G11B 27/032** (2013.01); **G11B 27/107** (2013.01); **G11B 27/34** (2013.01); **G11B 2220/41** (2013.01); **G11B 2220/90** (2013.01); **H04N 5/44543** (2013.01); **H04N 5/44591** (2013.01); **H04N 5/45** (2013.01); **H04N 5/50** (2013.01); **H04N 5/775** (2013.01); **H04N 7/163** (2013.01); **H04N 21/42204** (2013.01); **H04N 21/4316** (2013.01); **H04N 21/4325** (2013.01); **H04N 21/47** (2013.01); **H04N 21/47214** (2013.01)

(56) **References Cited**

U.S. PATENT DOCUMENTS

4,638,424 A 1/1987 Beglin et al.
 4,641,203 A 2/1987 Miller
 4,680,647 A 7/1987 Moriyama
 4,694,490 A 9/1987 Harvey et al.
 4,706,121 A 11/1987 Young
 4,718,107 A 1/1988 Hayes
 4,751,578 A 6/1988 Reiter et al.
 4,754,326 A 6/1988 Kram et al.
 4,771,375 A 9/1988 Beglin et al.
 4,837,584 A 6/1989 Sharkey et al.
 4,847,698 A 7/1989 Freeman
 4,857,999 A 8/1989 Welsh
 4,873,584 A 10/1989 Hashimoto
 4,908,707 A 3/1990 Kinghorn
 4,908,713 A 3/1990 Levine
 4,930,158 A 5/1990 Vogel
 4,949,187 A 8/1990 Cohen
 4,959,720 A 9/1990 Duffield et al.
 4,963,995 A 10/1990 Lang
 4,977,455 A 12/1990 Young
 4,991,012 A 2/1991 Yoshino
 5,027,400 A 6/1991 Baji et al.
 5,047,867 A 9/1991 Strubbe et al.
 5,053,948 A 10/1991 DeClute et al.

5,057,932 A 10/1991 Lang
 5,109,279 A 4/1992 Ando
 5,111,296 A 5/1992 Duffield et al.
 5,128,766 A 7/1992 Choi
 5,134,719 A 7/1992 Mankovitz
 5,151,789 A 9/1992 Young
 5,172,413 A 12/1992 Bradley et al.
 5,187,589 A 2/1993 Kono et al.
 5,195,134 A 3/1993 Inoue et al.
 5,200,822 A 4/1993 Bronfin et al.
 5,223,924 A 6/1993 Strubbe
 5,231,543 A 7/1993 Kubota et al.
 5,253,066 A 10/1993 Vogel
 5,283,560 A 2/1994 Bartlett
 5,285,284 A 2/1994 Takashima et al.
 5,293,357 A 3/1994 Hallenbeck
 5,315,452 A 5/1994 Hong
 5,335,277 A 8/1994 Harvey et al.
 5,351,075 A 9/1994 Herz et al.
 5,353,121 A 10/1994 Young et al.
 5,386,241 A 1/1995 Park
 5,390,027 A 2/1995 Henmi et al.
 5,412,720 A 5/1995 Hoarty
 5,414,569 A 5/1995 Sekiguchi et al.
 5,442,389 A 8/1995 Blahut et al.
 5,446,488 A 8/1995 Vogel
 5,450,210 A 9/1995 Yoo
 5,461,415 A 10/1995 Wolf et al.
 5,469,206 A 11/1995 Strubbe et al.
 5,479,266 A 12/1995 Young et al.
 5,479,268 A 12/1995 Young et al.
 5,479,302 A 12/1995 Haines
 5,483,278 A 1/1996 Strubbe et al.
 5,485,197 A 1/1996 Hoarty
 5,485,221 A 1/1996 Banker et al.
 5,488,409 A 1/1996 Yuen et al.
 5,488,411 A 1/1996 Lewis
 5,499,103 A 3/1996 Mankovitz
 5,508,815 A 4/1996 Levine
 5,517,254 A 5/1996 Monta et al.
 5,517,257 A 5/1996 Dunn et al.
 5,523,794 A 6/1996 Mankovitz et al.
 5,523,796 A 6/1996 Marshall et al.
 5,524,195 A 6/1996 Clanton, III et al.
 5,532,754 A 7/1996 Young et al.
 5,534,911 A 7/1996 Levitan
 5,537,141 A 7/1996 Harper et al.
 5,539,449 A 7/1996 Blahut et al.
 5,541,738 A 7/1996 Mankovitz
 5,543,852 A 8/1996 Yuen et al.
 5,543,929 A 8/1996 Mankovitz et al.
 5,550,576 A 8/1996 Klosterman
 5,559,550 A 9/1996 Mankovitz
 5,571,282 A 11/1996 Earle
 5,581,614 A 12/1996 Ng et al.
 5,583,560 A 12/1996 Florin et al.
 5,583,561 A 12/1996 Baker et al.
 5,583,563 A 12/1996 Wanderscheid et al.
 5,585,838 A 12/1996 Lawler et al.
 5,585,858 A 12/1996 Harper et al.
 5,585,866 A 12/1996 Miller et al.
 5,589,892 A 12/1996 Knee et al.
 5,592,551 A 1/1997 Lett et al.
 5,594,491 A 1/1997 Hodge et al.
 5,594,509 A 1/1997 Florin et al.
 5,602,582 A 2/1997 Wanderscheid et al.
 5,614,940 A 3/1997 Cobbley et al.
 5,616,876 A 4/1997 Cluts
 5,619,247 A 4/1997 Russo
 5,619,249 A 4/1997 Billock et al.
 5,619,274 A 4/1997 Roop et al.
 5,619,570 A 4/1997 Tsutsui
 5,621,579 A 4/1997 Yuen
 5,625,464 A 4/1997 Compoint et al.
 5,630,119 A 5/1997 Aristides et al.
 5,632,007 A 5/1997 Freeman
 5,635,989 A * 6/1997 Rothmuller 725/46
 5,648,824 A 7/1997 Dunn et al.
 5,652,613 A 7/1997 Lazarus et al.

(56)

References Cited

U.S. PATENT DOCUMENTS

5,654,747 A	8/1997	Ottesen et al.	6,091,883 A	7/2000	Artigalas et al.	
5,654,748 A	8/1997	Matthews, III	6,091,884 A	7/2000	Yuen et al.	
5,654,886 A	8/1997	Zereski, Jr. et al.	6,115,057 A	9/2000	Kwoh et al.	
5,657,072 A	8/1997	Aristides et al.	6,122,011 A	9/2000	Dias et al.	
5,659,367 A	8/1997	Yuen	6,125,230 A	9/2000	Yaginuma	
5,666,645 A	9/1997	Thomas et al.	6,125,231 A	9/2000	Yuen et al.	
5,671,411 A	9/1997	Watts et al.	6,147,715 A	11/2000	Yuen et al.	
5,671,607 A	9/1997	Clemens et al.	6,166,778 A	12/2000	Yamamoto et al.	
5,675,734 A	10/1997	Hair	6,167,188 A	12/2000	Young et al.	
5,684,511 A	11/1997	Westerink et al.	6,169,844 B1	1/2001	Arai	
5,684,525 A	11/1997	Klosterman	6,177,931 B1	1/2001	Alexander et al.	
5,686,954 A	11/1997	Yoshinobu et al.	6,185,360 B1	2/2001	Inoue et al.	
5,692,214 A	11/1997	Levine	6,208,335 B1	3/2001	Gordon et al.	
5,694,163 A	12/1997	Harrison	6,219,489 B1	4/2001	Ohta et al.	
5,699,107 A	12/1997	Lawler et al.	6,219,839 B1	4/2001	Sampsel	
5,701,383 A	12/1997	Russo et al.	6,226,444 B1	5/2001	Goldschmidt Iki et al.	
5,710,601 A	1/1998	Marshall et al.	6,233,389 B1	5/2001	Barton et al.	
5,717,452 A	2/1998	Janin et al.	6,240,241 B1	5/2001	Yuen	
5,724,203 A	3/1998	Kwoh et al.	6,324,338 B1	11/2001	Wood et al.	
5,724,546 A	3/1998	Tsutsui et al.	6,327,418 B1	12/2001	Barton	
5,727,060 A	3/1998	Young	6,334,022 B1	12/2001	Ohba et al.	
5,731,844 A	3/1998	Rauch et al.	6,344,939 B2	2/2002	Oguro et al.	
5,732,216 A	3/1998	Logan et al.	6,377,745 B2	4/2002	Akiba et al.	
5,737,028 A	4/1998	Bertram et al.	6,388,714 B1	5/2002	Schein et al.	
5,745,710 A	4/1998	Clanton, III et al.	6,419,137 B1	7/2002	Marshall et al.	
5,751,282 A	5/1998	Girard et al.	6,441,832 B1	8/2002	Tao et al.	
5,752,159 A	5/1998	Faust et al.	6,441,862 B1	8/2002	Yuen et al.	
5,754,771 A	5/1998	Epperson et al.	RE37,881 E	10/2002	Haines	
5,758,257 A	5/1998	Herz et al.	6,473,559 B1	10/2002	Knudson et al.	
5,760,821 A	6/1998	Ellis et al.	6,487,362 B1	11/2002	Yuen et al.	
5,761,607 A	6/1998	Gudesen et al.	6,498,895 B2	12/2002	Young et al.	
5,761,662 A	6/1998	Dasan	6,553,178 B2	4/2003	Abecassis	
5,767,919 A	6/1998	Lee et al.	6,732,366 B1	5/2004	Russo	
5,768,528 A	6/1998	Stumm	6,788,882 B1	9/2004	Geer et al.	
5,771,354 A	6/1998	Crawford	6,820,278 B1	11/2004	Ellis	
5,774,859 A	6/1998	Houser et al.	6,832,385 B2	12/2004	Young et al.	
5,778,181 A	7/1998	Hidary et al.	6,850,693 B2	2/2005	Young et al.	
5,778,182 A	7/1998	Cathey et al.	6,934,964 B1	8/2005	Schaffer et al.	
5,781,226 A	7/1998	Sheehan	7,096,486 B1	8/2006	Ukai et al.	
5,781,228 A	7/1998	Sposato	7,187,847 B2	3/2007	Young et al.	
5,790,198 A	8/1998	Roop et al.	7,209,640 B2	4/2007	Young et al.	
5,790,935 A	8/1998	Payton	7,477,832 B2	1/2009	Young et al.	
5,796,952 A	8/1998	Davis et al.	7,529,465 B2	5/2009	Barton et al.	
5,801,787 A	9/1998	Schein et al.	7,533,400 B1	5/2009	Hailey et al.	
5,802,284 A	9/1998	Karlton et al.	7,663,700 B2 *	2/2010	Yuen et al. 348/569	
5,805,763 A	9/1998	Lawler et al.	7,793,322 B2	9/2010	Hassell et al.	
5,805,804 A	9/1998	Laursen et al.	7,925,141 B2	4/2011	Geer et al.	
5,808,608 A	9/1998	Young et al.	8,046,800 B2	10/2011	Daniels	
5,809,204 A	9/1998	Young et al.	8,134,645 B2 *	3/2012	Yuen et al. 348/565	
5,812,123 A	9/1998	Rowe et al.	2001/0043795 A1	11/2001	Wood et al.	
5,812,205 A	9/1998	Milnes et al.	2002/0181936 A1	12/2002	Yuen et al.	
5,818,438 A	10/1998	Howe et al.	2003/0044165 A1	3/2003	Wood et al.	
5,819,019 A	10/1998	Nelson	2003/0149980 A1	8/2003	Hassell et al.	
5,828,945 A	10/1998	Klosterman	2003/0196201 A1	10/2003	Schein et al.	
5,844,620 A	12/1998	Coleman et al.	2004/0008971 A1	1/2004	Young et al.	
5,850,218 A	12/1998	LaJoie et al.	2004/0128685 A1	7/2004	Hassell et al.	
5,851,149 A	12/1998	Xidos et al.	2004/0128686 A1	7/2004	Boyer et al.	
5,861,906 A	1/1999	Dunn et al.	2004/0181814 A1	9/2004	Ellis et al.	
5,867,226 A	2/1999	Wehmeyer et al.	2004/0261108 A1	12/2004	Yuen et al.	
5,880,768 A	3/1999	Lemmons et al.	2005/0204388 A1	9/2005	Knudson et al.	
5,883,621 A	3/1999	Iwamura	2005/0240962 A1	10/2005	Cooper et al.	
5,892,536 A	4/1999	Logan et al.	2006/0236360 A1	10/2006	Yuen et al.	
5,899,576 A	5/1999	Fukuzawa	2008/0184293 A1	7/2008	Yuen et al.	
5,907,322 A	5/1999	Kelly et al.	2012/0137326 A1	5/2012	Yuen et al.	
5,907,323 A	5/1999	Lawler et al.	2013/0014165 A1	1/2013	Yuen et al.	
5,909,212 A	6/1999	Nishina et al.				
5,920,700 A	7/1999	Gordon et al.				
5,949,954 A	9/1999	Young et al.				
5,988,078 A	11/1999	Levine				
5,999,688 A	12/1999	Iggulden et al.				
6,002,444 A	12/1999	Marshall et al.				
6,006,257 A	12/1999	Slezak				
6,023,267 A	2/2000	Chapuis et al.				
6,052,145 A	4/2000	Macrae et al.				
6,058,238 A	5/2000	Ng				

FOREIGN PATENT DOCUMENTS

CN	1174477	2/1998
DE	3 610 600	1/1987
EP	163066 A2	12/1985
EP	0401930	12/1990
EP	0424469	5/1991
EP	0472147	2/1992
EP	0584991	3/1994
EP	0665551	8/1995
EP	0 682 452	11/1995
EP	0692790	1/1996
EP	0711073	5/1996

(56)

References Cited

FOREIGN PATENT DOCUMENTS

EP	0713334	5/1996
EP	0744866	11/1996
EP	0 753 964	1/1997
EP	0762756 A2	3/1997
EP	0763938	3/1997
EP	0797355	9/1997
EP	0822713	2/1998
EP	0 843 468	5/1998
EP	0848383	6/1998
EP	0849958	6/1998
EP	0872834	10/1998
EP	0874524	10/1998
EP	0924927	6/1999
EP	0936811	8/1999
EP	0940985	9/1999
EP	0969661	1/2000
EP	1377049 A1	1/2004
EP	1581001 A2	9/2005
EP	1686797	8/2006
EP	2273783	1/2011
GB	2219886	12/1989
GB	2298544	9/1996
JP	60171685 A	9/1985
JP	62060378 A	3/1987
JP	64013278 U	1/1989
JP	01209399 A	8/1989
JP	01213853 A	8/1989
JP	02081385	3/1990
JP	03226083	10/1991
JP	03286483	12/1991
JP	04105285 A	4/1992
JP	05101471	4/1993
JP	05260554 A	10/1993
JP	06069850 A	3/1994
JP	06111413	4/1994
JP	06133334	5/1994
JP	06236592	8/1994
JP	06303541	10/1994
JP	07044930 A	2/1995
JP	07230666 A	8/1995
JP	08077763 A	3/1996
JP	9245467	9/1997
JP	09259515 A	10/1997
JP	09289630	11/1997
JP	10042242	2/1998
JP	10091534	4/1998
JP	10092161 A	4/1998
JP	10093879	4/1998
JP	10093905	4/1998
JP	10093936	4/1998
JP	10112087	4/1998
JP	10164487	6/1998
JP	10191221	7/1998
JP	10215440	8/1998
JP	10243309	9/1998
JP	10243344	9/1998
JP	10243352	9/1998
JP	11177962 A	7/1999
RO	C247388	10/1994
WO	WO-88/04507	6/1988
WO	WO-9000847	1/1990
WO	WO-90/15507	12/1990
WO	WO-9100670	1/1991
WO	WO-91/07050 A1	5/1991
WO	WO-92/04801	3/1992
WO	WO-9222983 A2	12/1992
WO	WO-9304473	3/1993
WO	WO-9308542	4/1993
WO	WO-95/01058 A1	1/1995
WO	WO-95/04431 A2	2/1995
WO	WO-9511567	4/1995
WO	WO-9518449	7/1995
WO	WO-95/32585	11/1995
WO	WO-95/32587	11/1995
WO	WO-9531069	11/1995

WO	WO-9532584	11/1995
WO	WO-96/07270	3/1996
WO	WO-96/09721	3/1996
WO	WO-96/13932	5/1996
WO	WO-9625821	8/1996
WO	WO-9627982	9/1996
WO	WO-96/31980 A1	10/1996
WO	WO-96/34491 A1	10/1996
WO	WO-9633572 A1	10/1996
WO	WO-9633579	10/1996
WO	WO-96/36172	11/1996
WO	WO-96/41478	12/1996
WO	WO-9641472	12/1996
WO	WO-9705616	2/1997
WO	WO-97/13368	4/1997
WO	WO-9731479	8/1997
WO	WO-97/34413	9/1997
WO	WO-9732434 A1	9/1997
WO	WO-9734414	9/1997
WO	WO-9740623	10/1997
WO	WO-97/42763 A1	11/1997
WO	WO-97/46943 A1	12/1997
WO	WO-97/47124	12/1997
WO	WO-97/48230	12/1997
WO	WO-97/49237	12/1997
WO	WO-97/49242	12/1997
WO	WO-9746008	12/1997
WO	WO-9746016	12/1997
WO	WO-9748228 A1	12/1997
WO	WO-9749057	12/1997
WO	WO-9801995	1/1998
WO	WO-98/06219	2/1998
WO	WO-9807277	2/1998
WO	WO-98/10589	3/1998
WO	WO-9812872	3/1998
WO	WO-98/17064 A1	4/1998
WO	WO-9816056	4/1998
WO	WO-98/26594	6/1998
WO	WO-9826596	6/1998
WO	WO-98/39893 A2	9/1998
WO	WO-9838831 A1	9/1998
WO	WO-98/47279	10/1998
WO	WO-9847283	10/1998
WO	WO-9847287	10/1998
WO	WO-9847289	10/1998
WO	WO-99/03267	1/1999
WO	WO-9933265	7/1999
WO	WO-99/57839	11/1999
WO	WO-9960790	11/1999
WO	WO-0001149 A1	1/2000
WO	WO-0002385 A1	1/2000
WO	WO-00/07368	2/2000
WO	WO-00/08852	2/2000
WO	WO-00/16548	3/2000
WO	WO-0011869 A1	3/2000
WO	WO-0027122 A1	5/2000

OTHER PUBLICATIONS

“Electronic Programme Guide (EPG); Protocol for a TV Guide using electronic data transmission” by European Telecommunication Standards Institute, May 1997, Valbonne, France, publication No. ETS 300 707.

“Rewind, replay and unwind with new high-tech TV devices”, by Lawrence J. Magid, LA Times. This document was printed from the Internet on Jun. 6, 1999 and bears a date of May 19, 1999.

“VPS weiterentwickelt: Service Uber Videotext,” Funkschau Recorder-Programmierung, Nov. 1986, pp. 40-43 with English translation.

“Windows 98 Feature Combines TV, Terminal and the Internet,” New York Times, Aug. 18, 1998.

Article entitled “Automating in a digital world, servers lead the way into the new realm of DTV”, Broadcasting and Cable, published Nov. 24, 1997.

Results listing from web.archive.org showing the archive date of Oct. 9, 1997 as the archived date of document D3.

(56)

References Cited

OTHER PUBLICATIONS

Hallenbeck et al., "Personal Home TV Programming Guide," Digest of Technical Papers of the International Conference on Consumer Electronics, Jun. 6-8, 1990, pp. 310-311.

Healey, J., "Smart TV Recorders Get Another Player", San Jose Mercury News (California), Sep. 11, 1998.

IBM Technical Disclosure Bulletin, vol. 33, No. 3B, published Aug. 1990.

IEEE 1990 International Conference on Consumer Electronics Digest of Technical Papers, Table of Contents, Jun. 6-8, 1990.

Karon, P., "Replay to Bow, Instant VCR", Daily Variety, Sep. 8, 1998.

Louth Automation website (www.louth.com) dated Aug. 1997.

Manual for Internet Explorer 4—Chapter 9—Browser Features and Functionality.

Norton Backup, Version 1.0, User's Guide and reference, published in 1990 (chapters 3 and 4).

Ohyama et al., Teletext System, National Technical Report, vol. 27, No. 4, Aug. 1981 (includes English Translation).

Overview of Pro-Bell/Chyron's MAPP software published on or after Jan. 1999.

Patentee's Response to the EESR, filed on Aug. 1, 2006.

Proceedings of Patent Infringement Action for European Patent Application No. 05077272.2, Jun. 12, 2009.

RFC 765—File Transfer Protocol Specification.

Saito, Takeshi, et al., "Homenetwork Architecture Considering Digital Home Appliance," Technical Committee meeting of the Institute of Electronics, Information and Communication Engineers (ICICE), Japan, Nov. 6, 1997, vol. 97, No. 368, pp. 57-64.

Sony SLV-760IIF et al. operating instructions (Sony 2"), published in 1995.

"Browser Features and Functionality", Manual for Internet Explorer 4—Chapter 9; retrieved from <http://www.microsoft.com/technet/archive/ie/reskit/ie4/Part2/part2a.msp> dated Jan. 10, 2008.

"File Transfer Protocol Specification", J. Postel, ISI; RFC765, Jun. 1980, pp. 1-70.

"Sony Video Cassette Recorder Operating Instructions", (Sony SLV-760IIF et al.), published in 1995.

"The Norton Backup, Version 1.0, Users Guide and Reference", published in 1990 (chapters 3 and 4; pp. 26-41).

"Videotext Programmiert Videorecorder," Hofmann, et al, Rundfunktechnische Mitteilungen, Nov.-Dec. 1982, pp. 254-257.

"Computer Science: An Overview", Brookshear, J. Glenn, 5th Edition, Addison Wesley Longman, Inc., ISBN 0-8053-4632-5, pp. 15-57.

"Startup puts MPEG-2 encoder in fast forward", EE Times; posted 11:45 p.m., Aug. 26, 1998.

Dinwiddie et al., "Combined-User Interface for Computers, Television, Video Recorders, and Telephone, Etc.," IP.com Prior Art Database Bulletin, Mar. 16, 2005.

Extended European Search Opinion dated Dec. 19, 2005 for Application No. 05077272.2-2002.

Extended European Search Report for EPA No. EP 08 10 3067, dated Oct. 17, 2008.

FTP file listing of doc/resource-guide/front-matter at [ftp.cs.toronto.edu](ftp://ftp.cs.toronto.edu); retrieved from FTP file listing of doc/resource-guide/front-matter at [ftp.cs.toronto.edu](ftp://ftp.cs.toronto.edu).

International Preliminary Examination Report for Application No. PCT/US97/04074, dated Oct. 15, 1998, 7 pages.

Sanyo Technical Report, No. 44, vol. 22, No. 1, Feb. 1990.

Supplementary European Search Report and Annex for EPA No. EP 97 91 5090, dated Mar. 16, 2000.

The New York Times, "2 Makers Plan Introductions of Digital VCR", by John Markoff, Mar. 29, 1999.

TV Guide Magazine dated Feb. 4-10, 1989 (excerpts).

Thomson Consumer Electronics, Dealerscope Merchandising, North American Publishing Company 37.2 (Feb. 1995): 38.

StarSight Launches Stand-Alone Program Guide Receiver, Broadcasting, Dec. 5, 1994.

JVC Features Index Plus+ In HR-IP820U VCR; Continuing Commitment to Providing Innovative Video Technologies, PR Newswire Sep. 25, 1995.

Gemstar and Technicolor Bring Random Access to Videotapes, Business Wire Dec. 6, 1995.

Costello, Marjorie, State of the Art, On-screen TV program guides, Stereo Review; Aug. 1995; 60, 8.

U.S. Appl. No. 60/013,371, filed Mar. 14, 1997, Yuen et al.

* cited by examiner

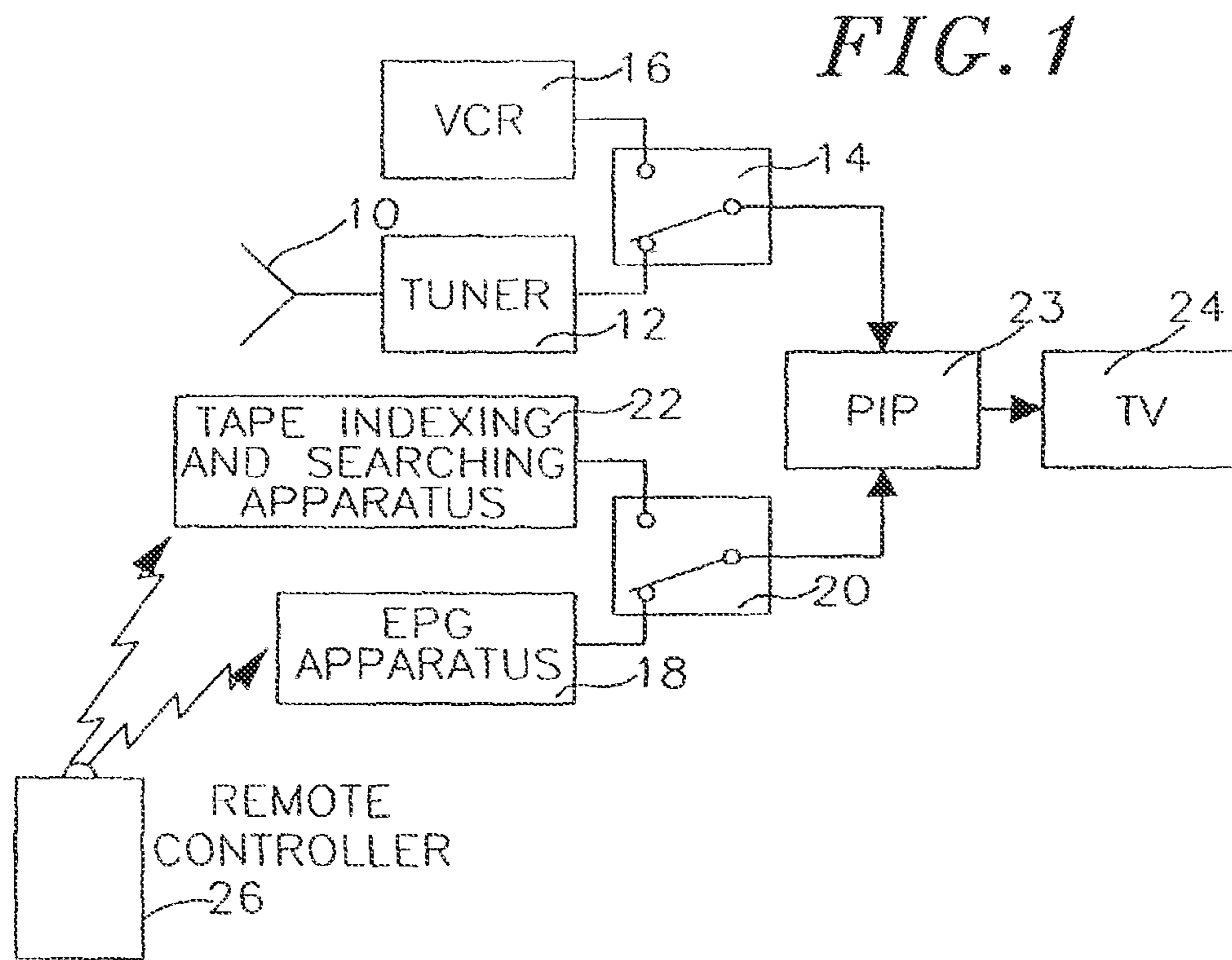


FIG. 2

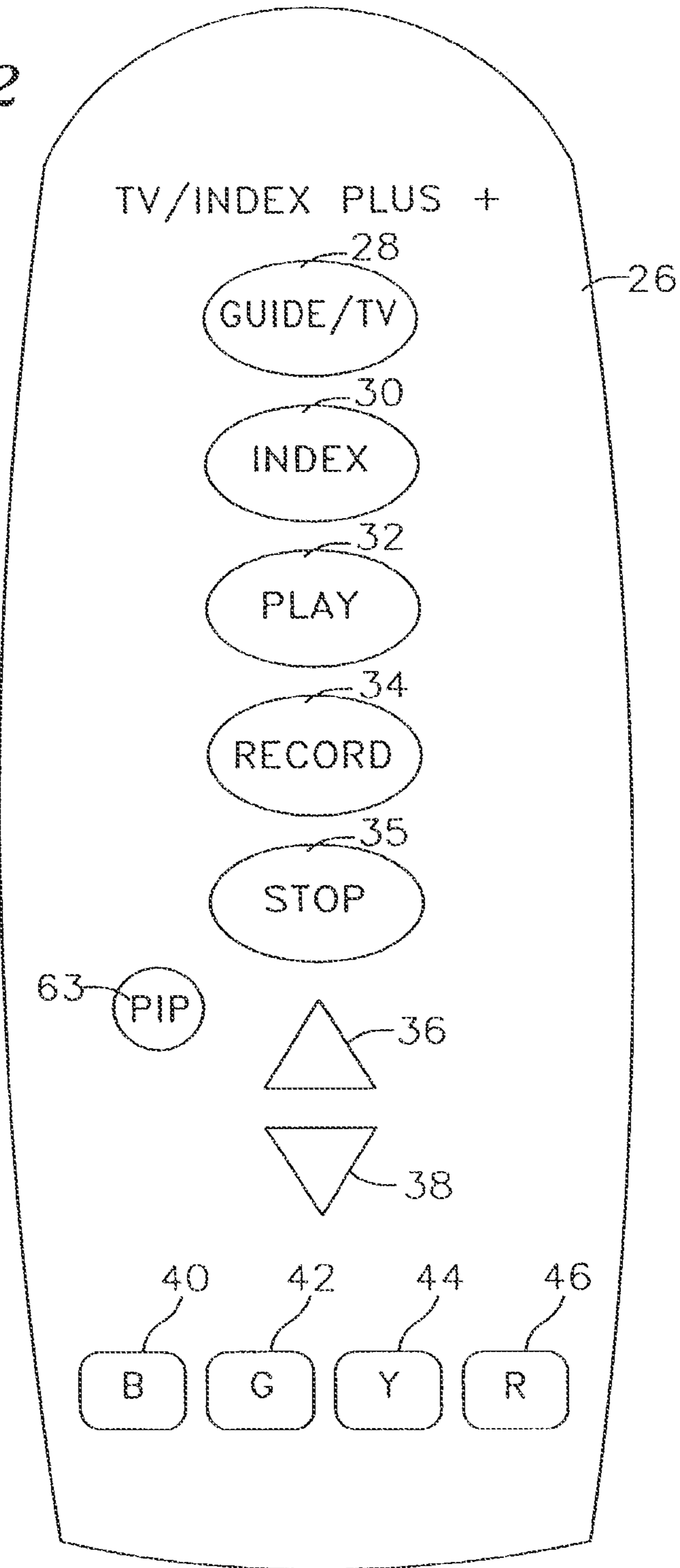
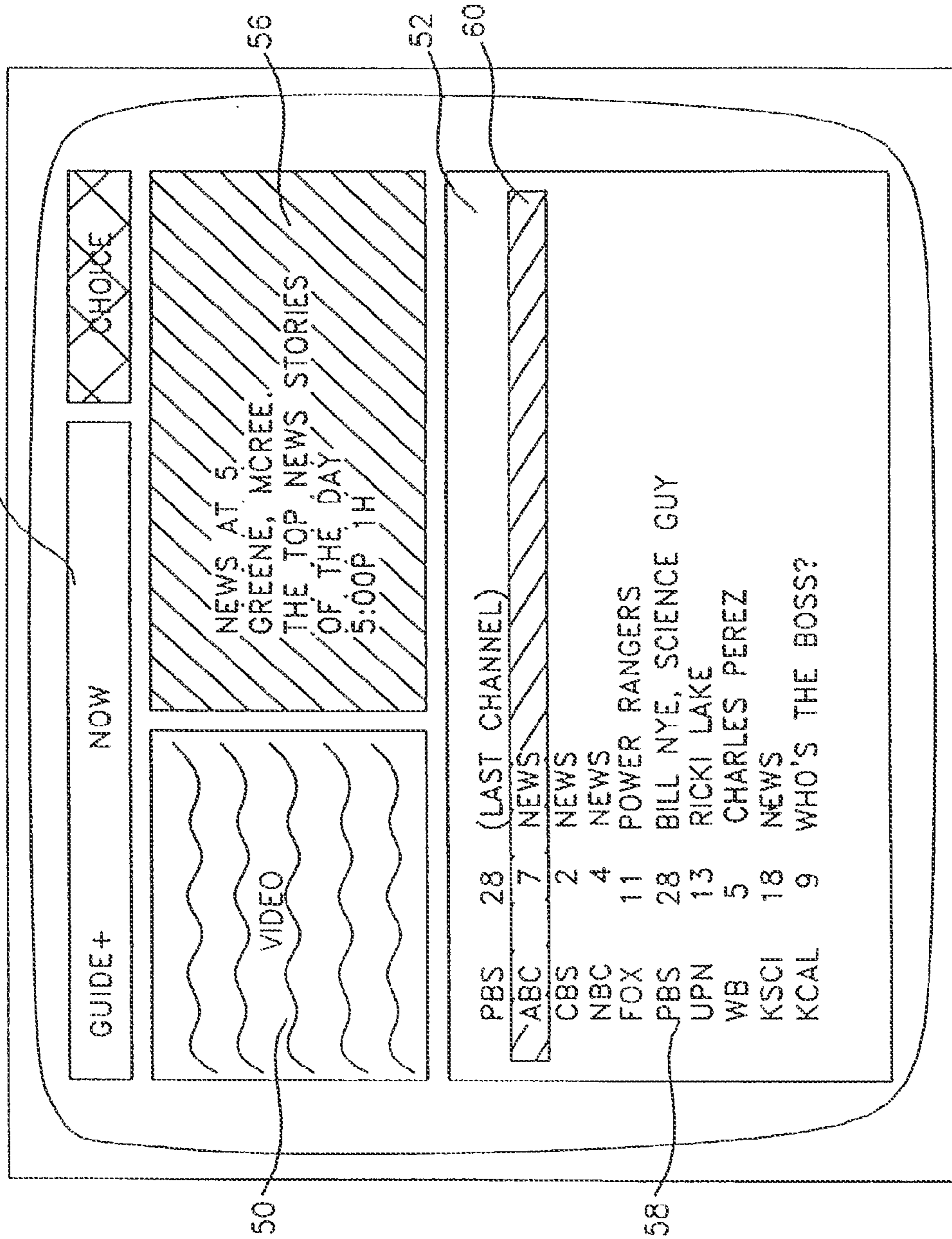
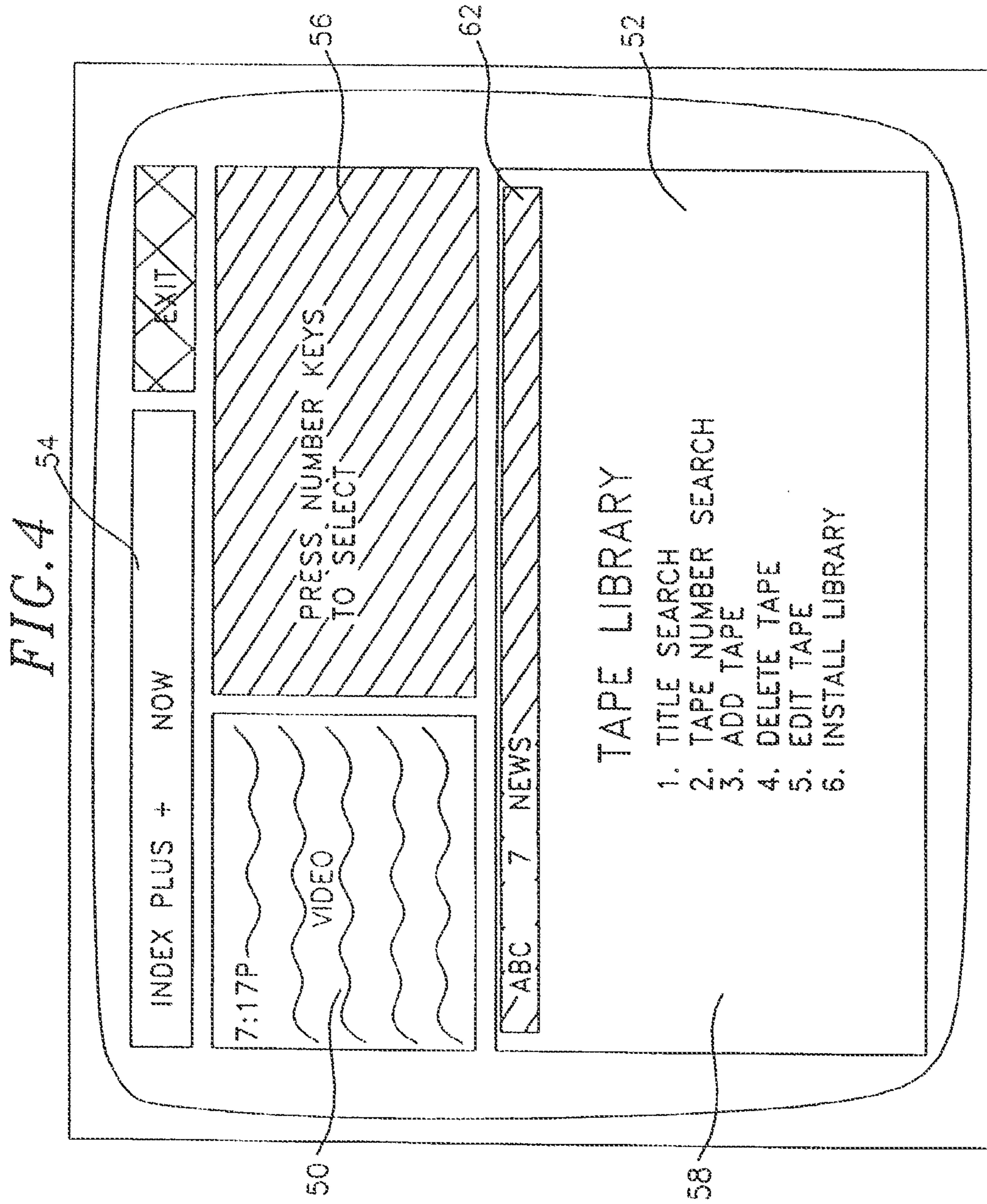
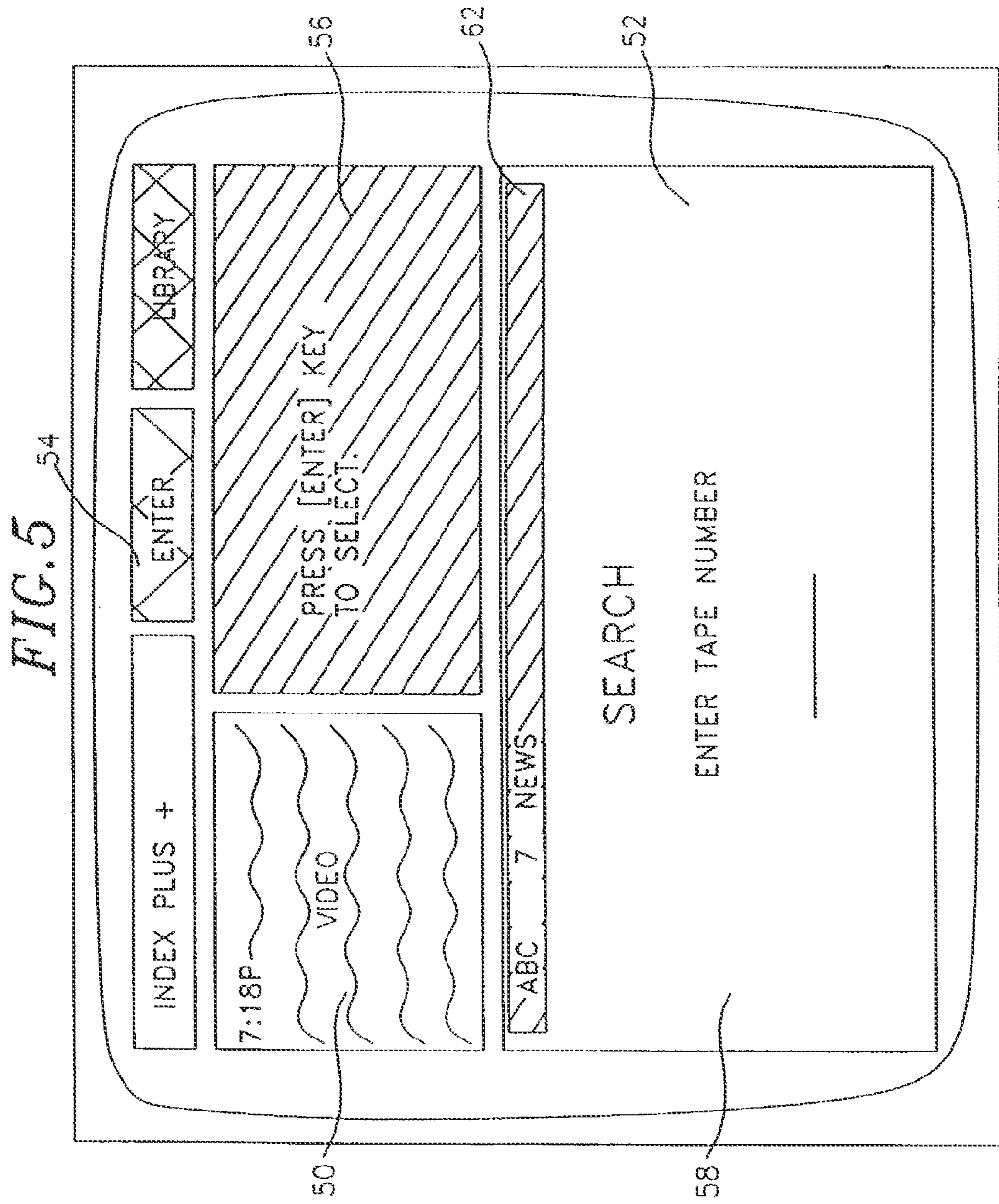


FIG. 3 54










FIG. 7

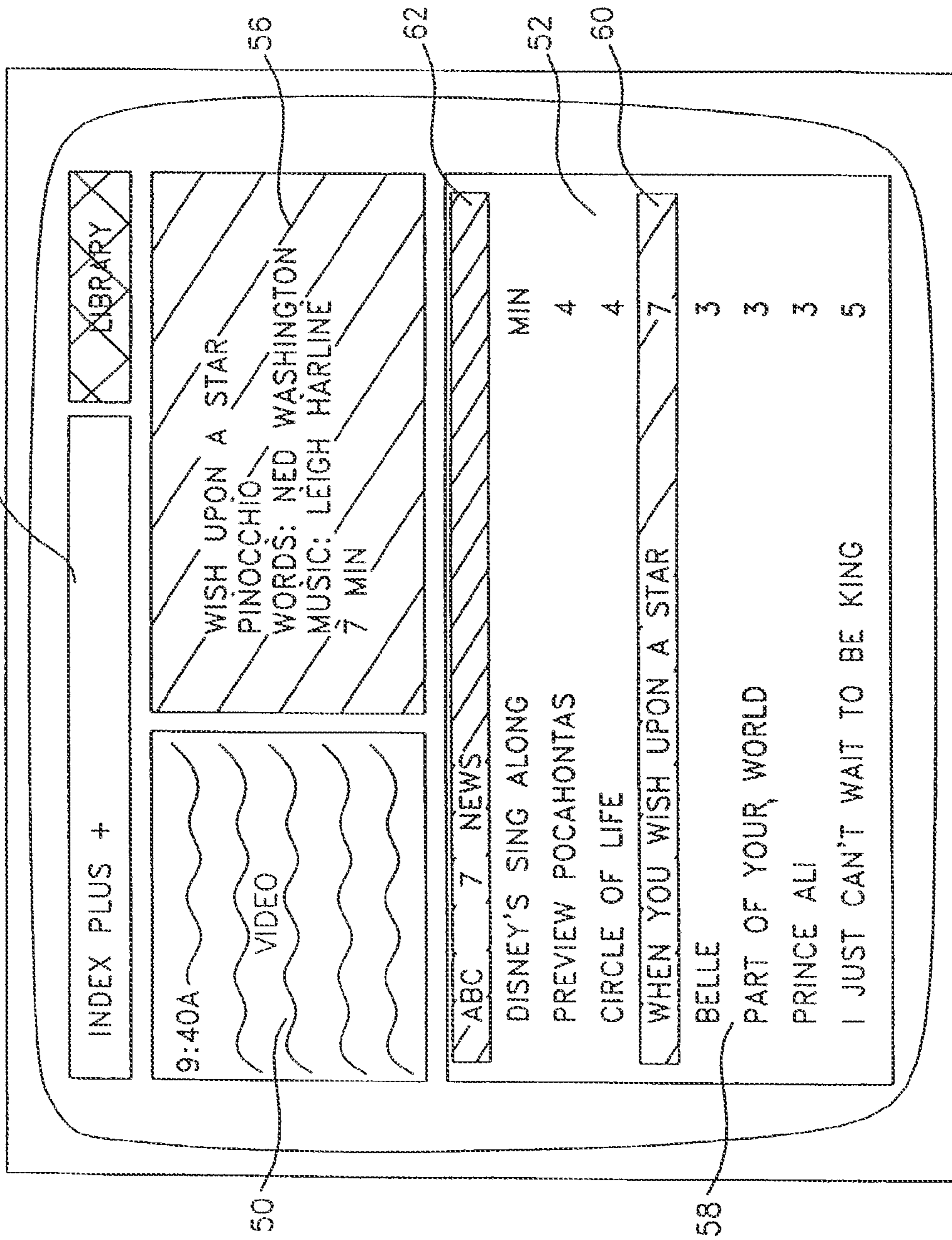


FIG. 8

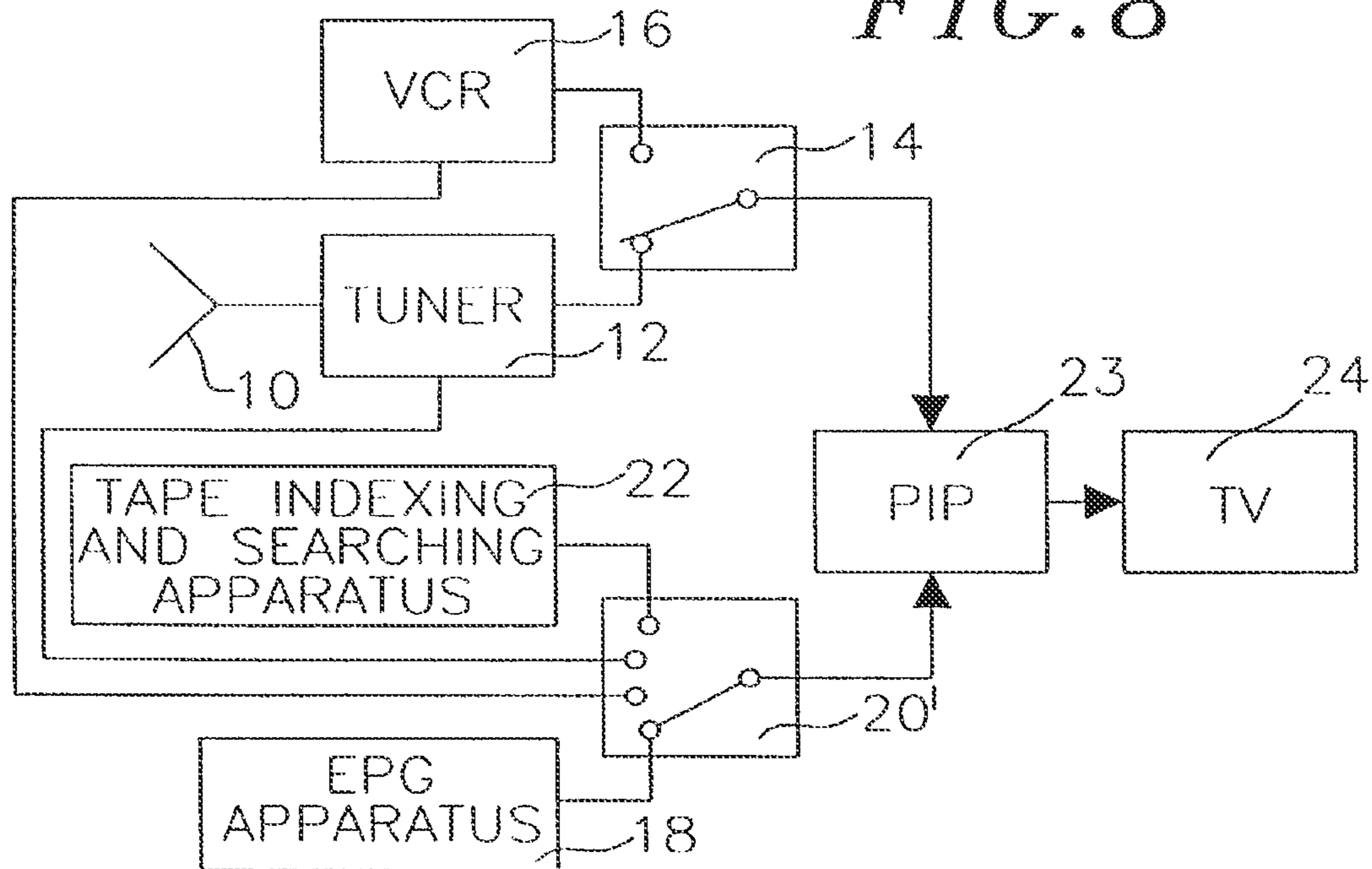


FIG. 9A

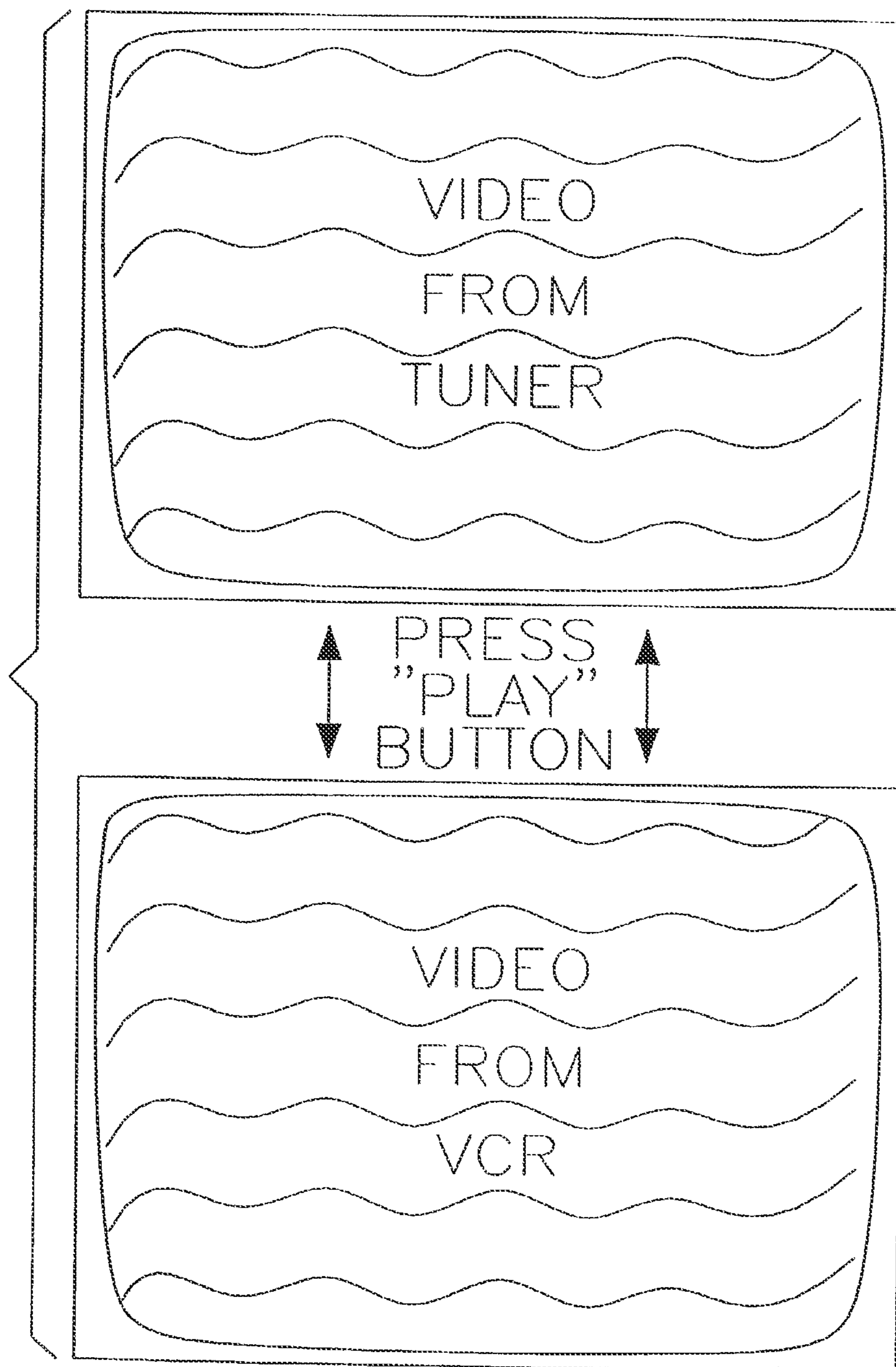


FIG. 9B

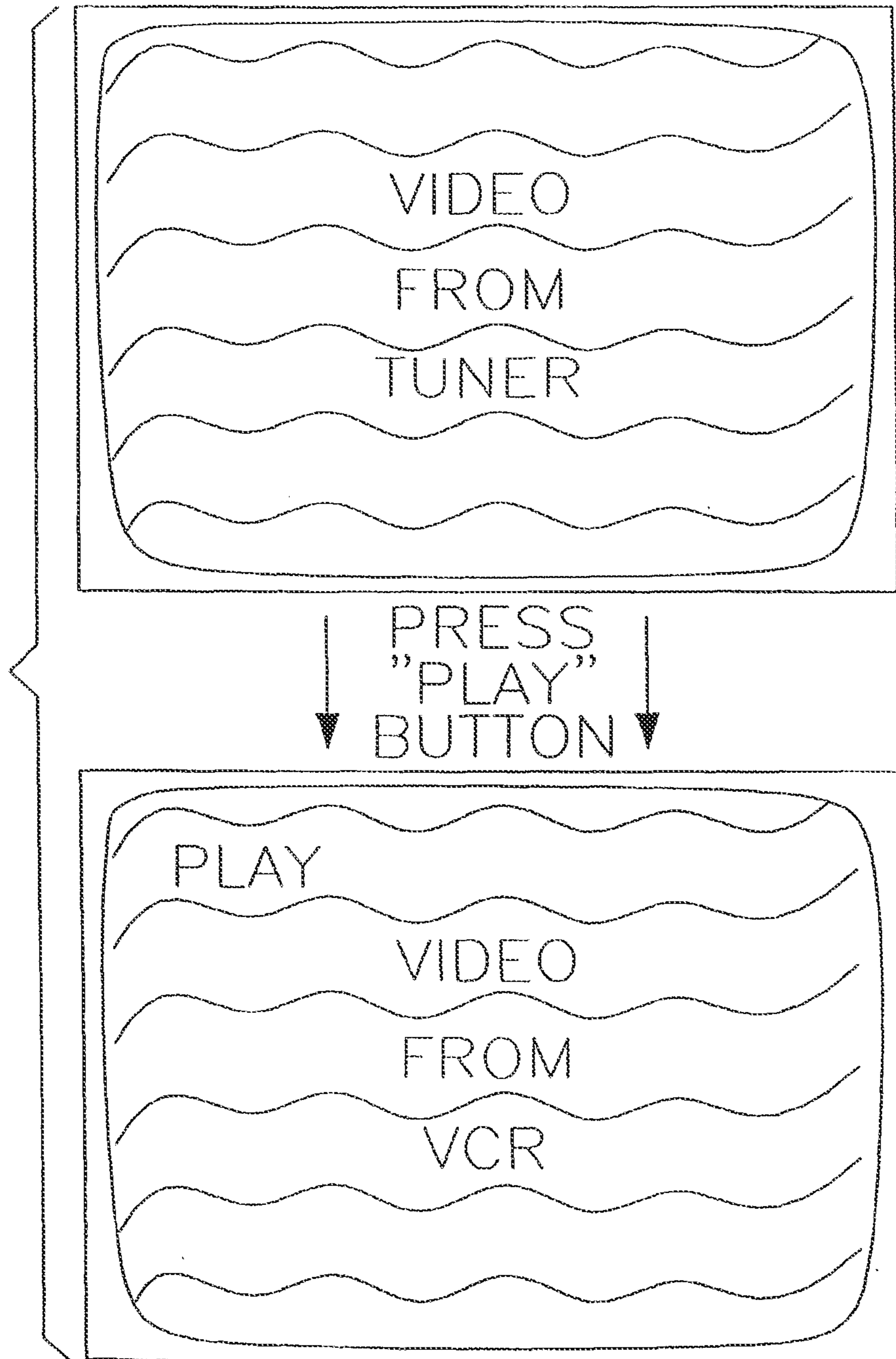


FIG. 10A

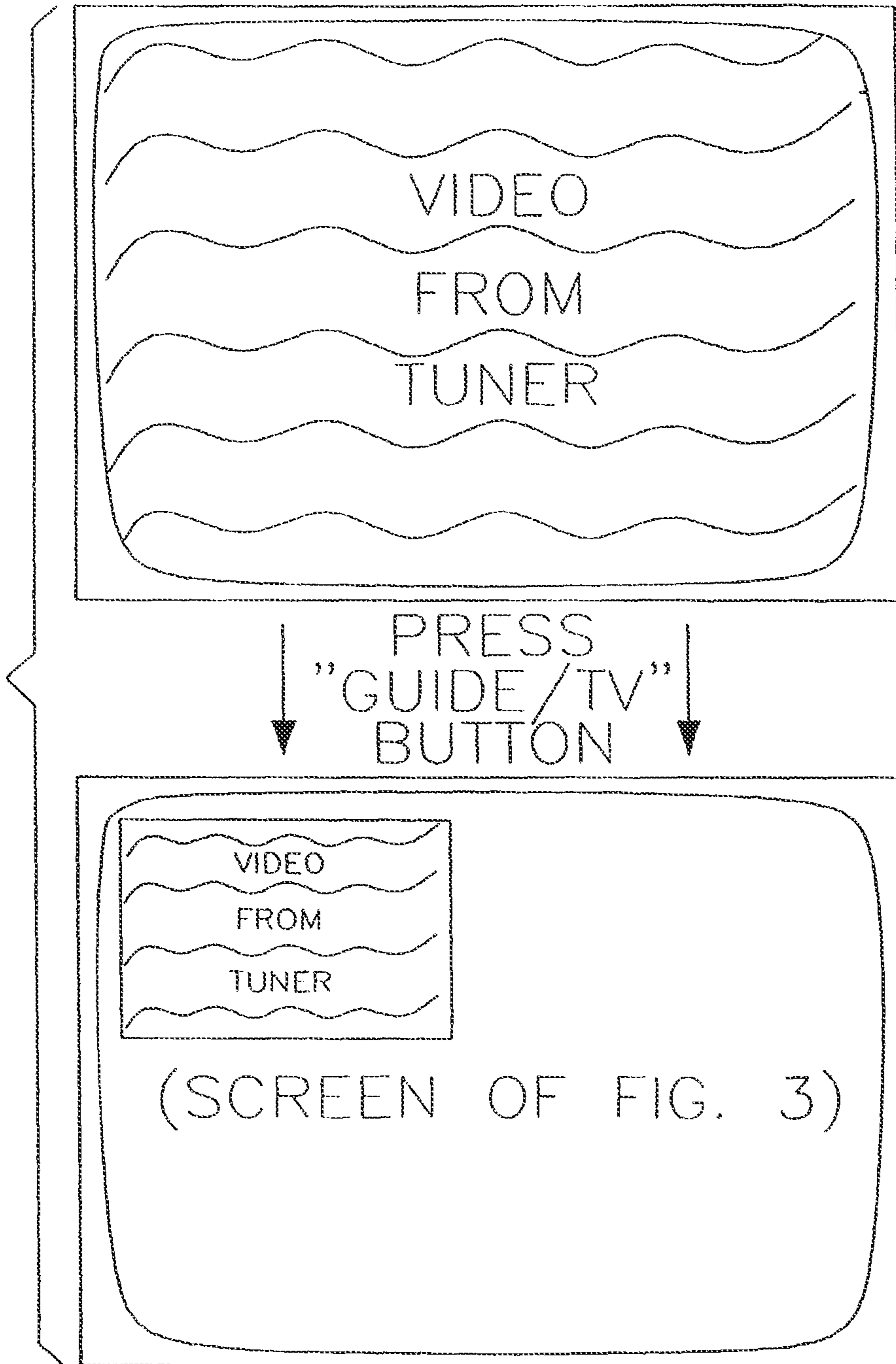


FIG. 10B

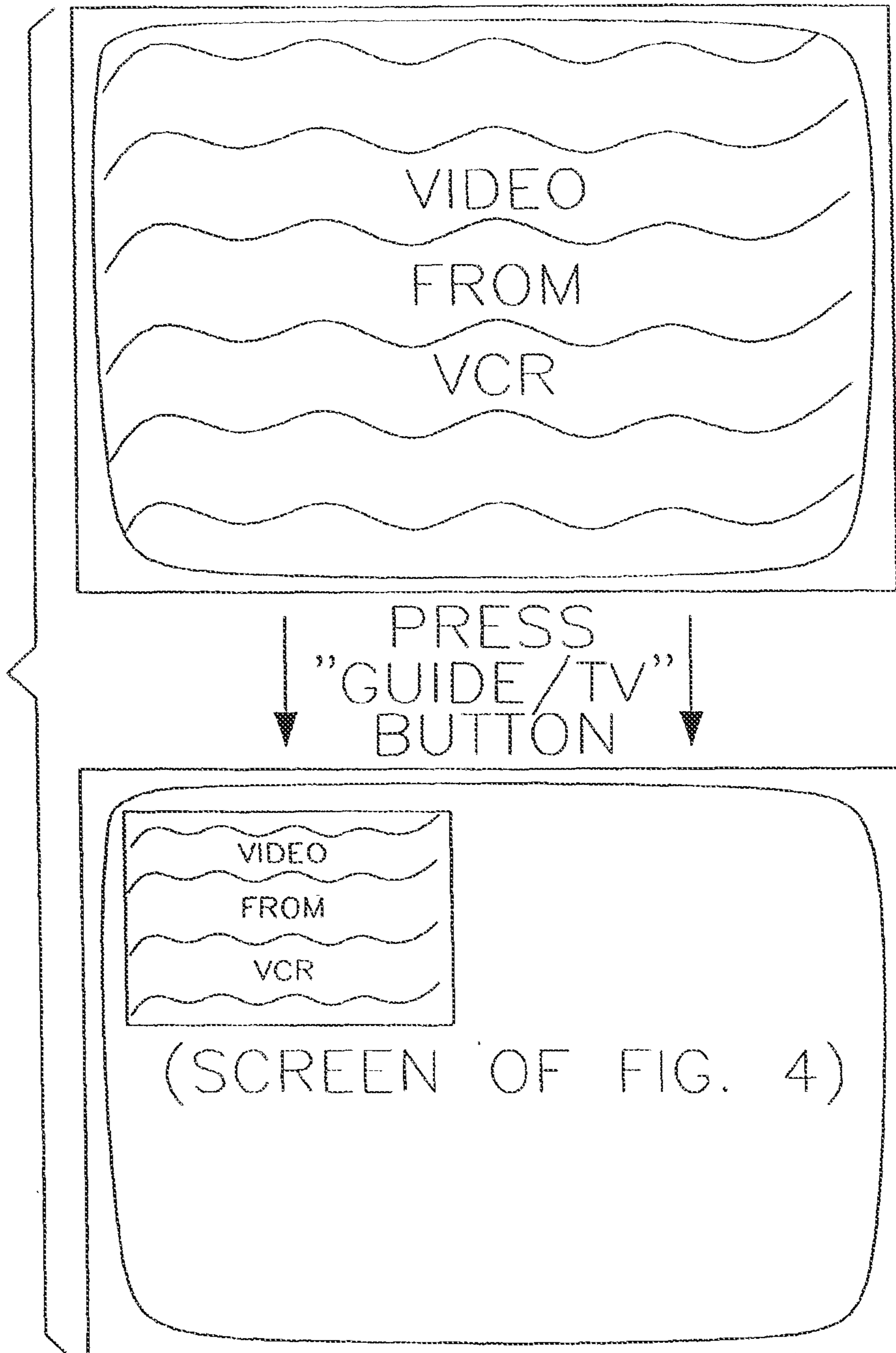


FIG. 11A

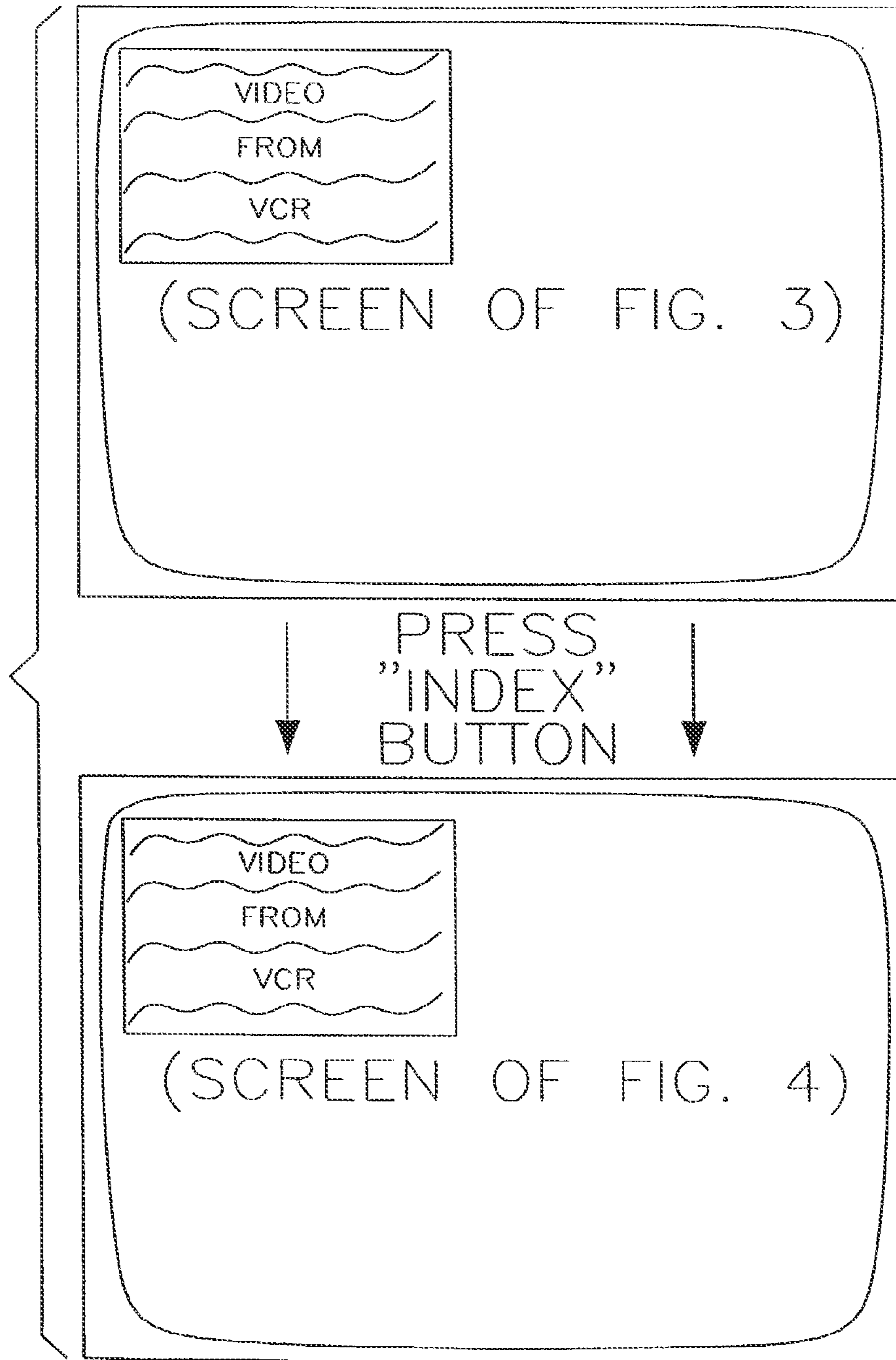


FIG. 11B

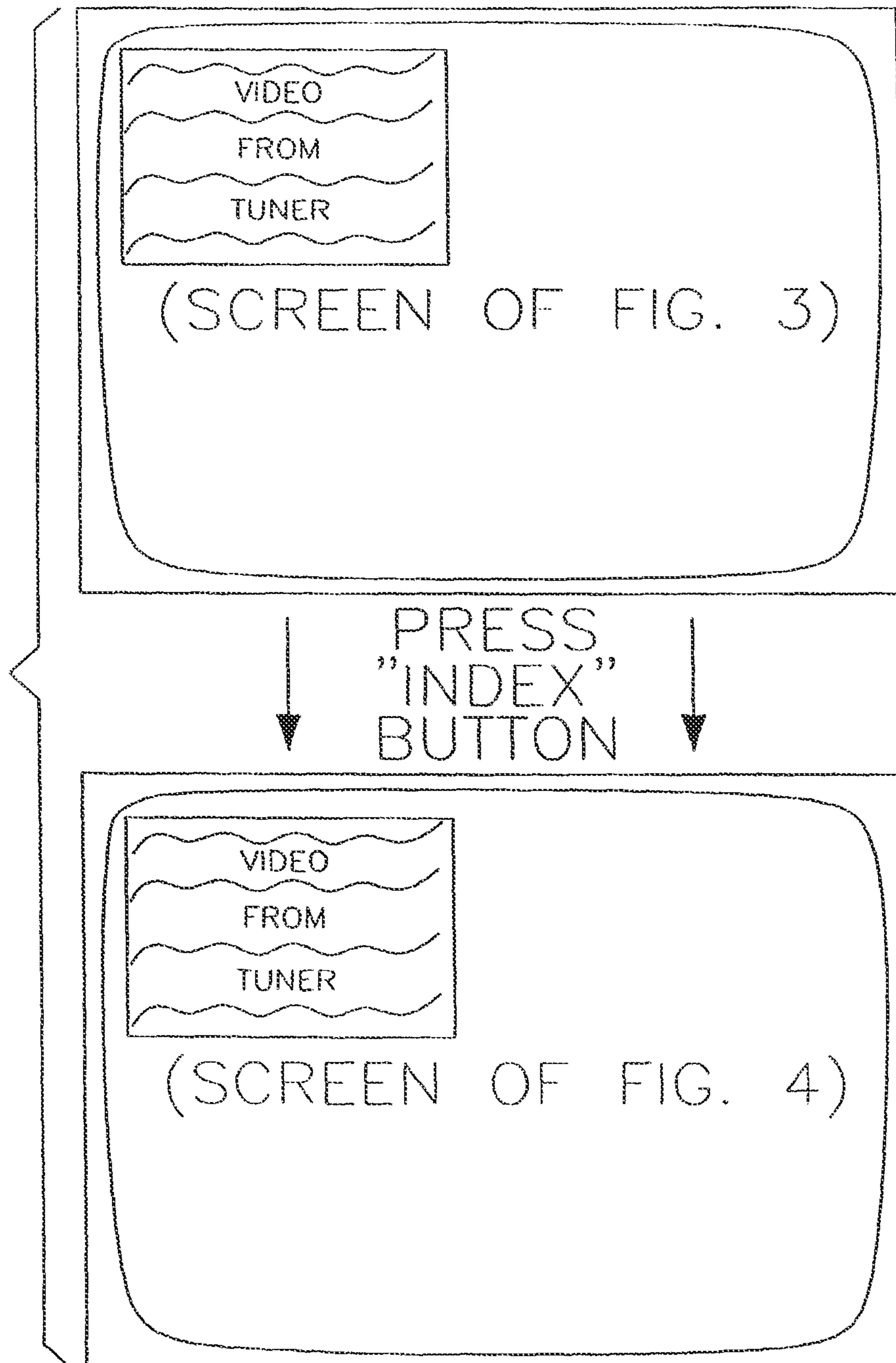


FIG. 12A

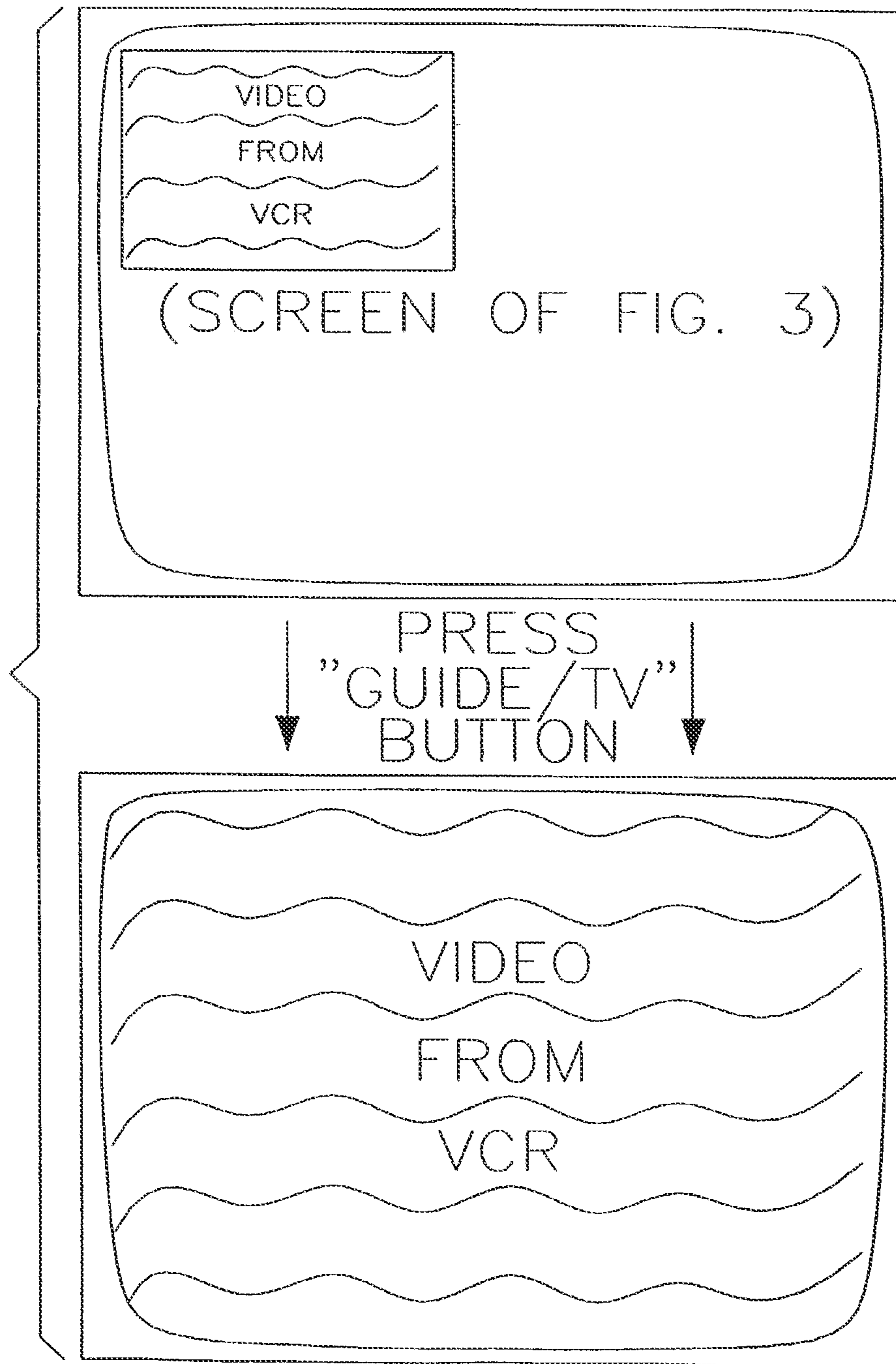


FIG. 12B

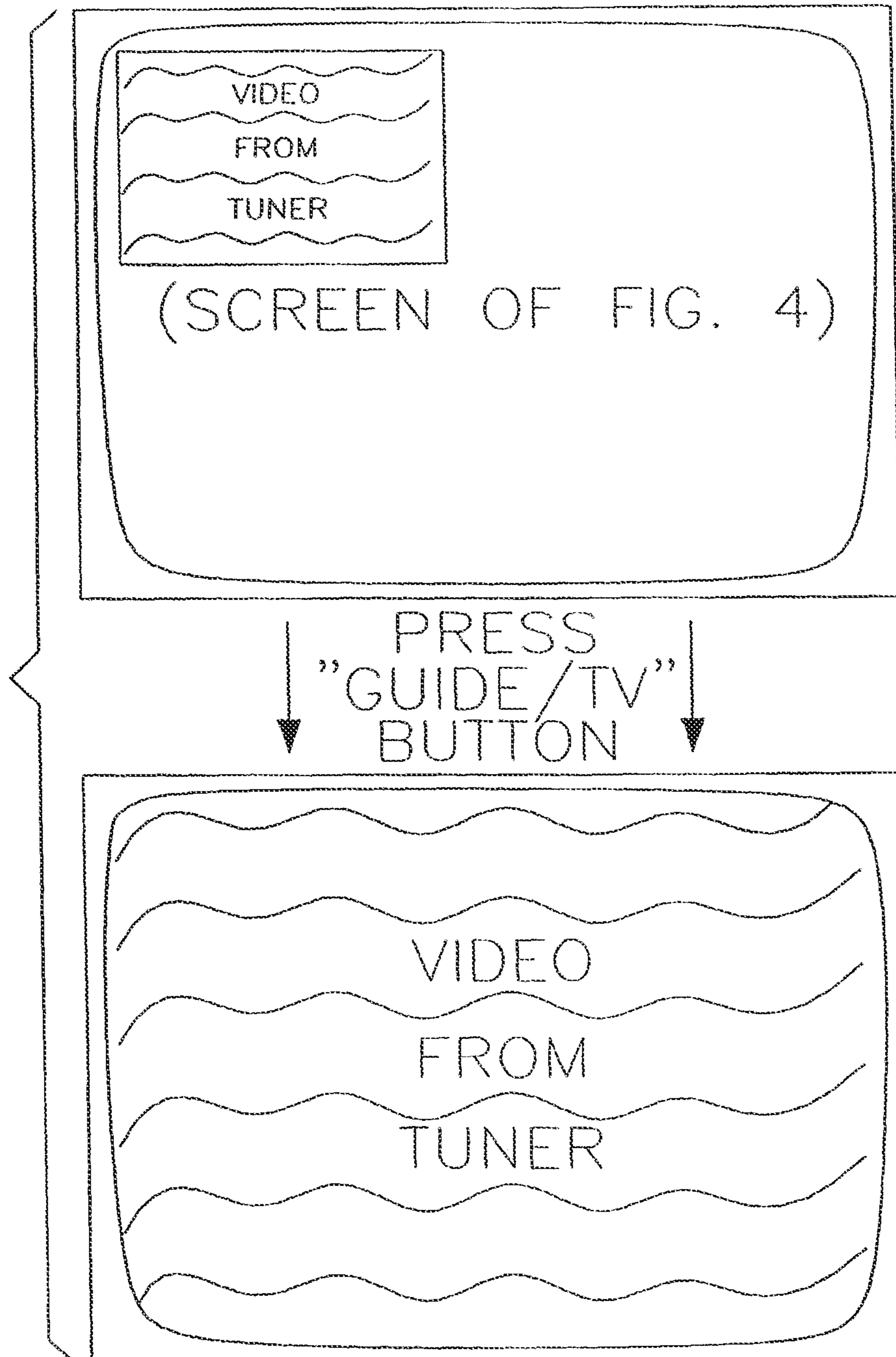


FIG. 13A

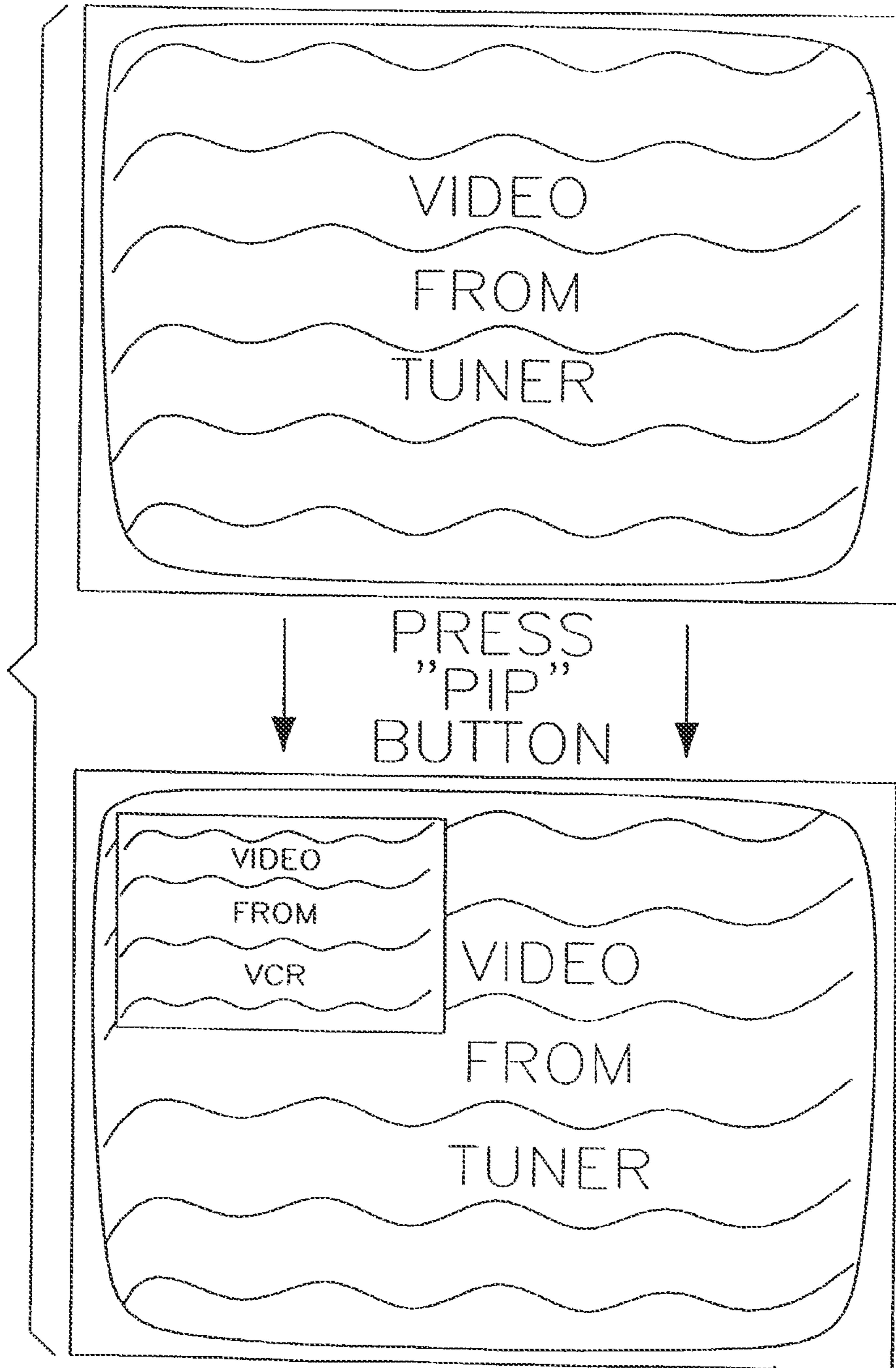
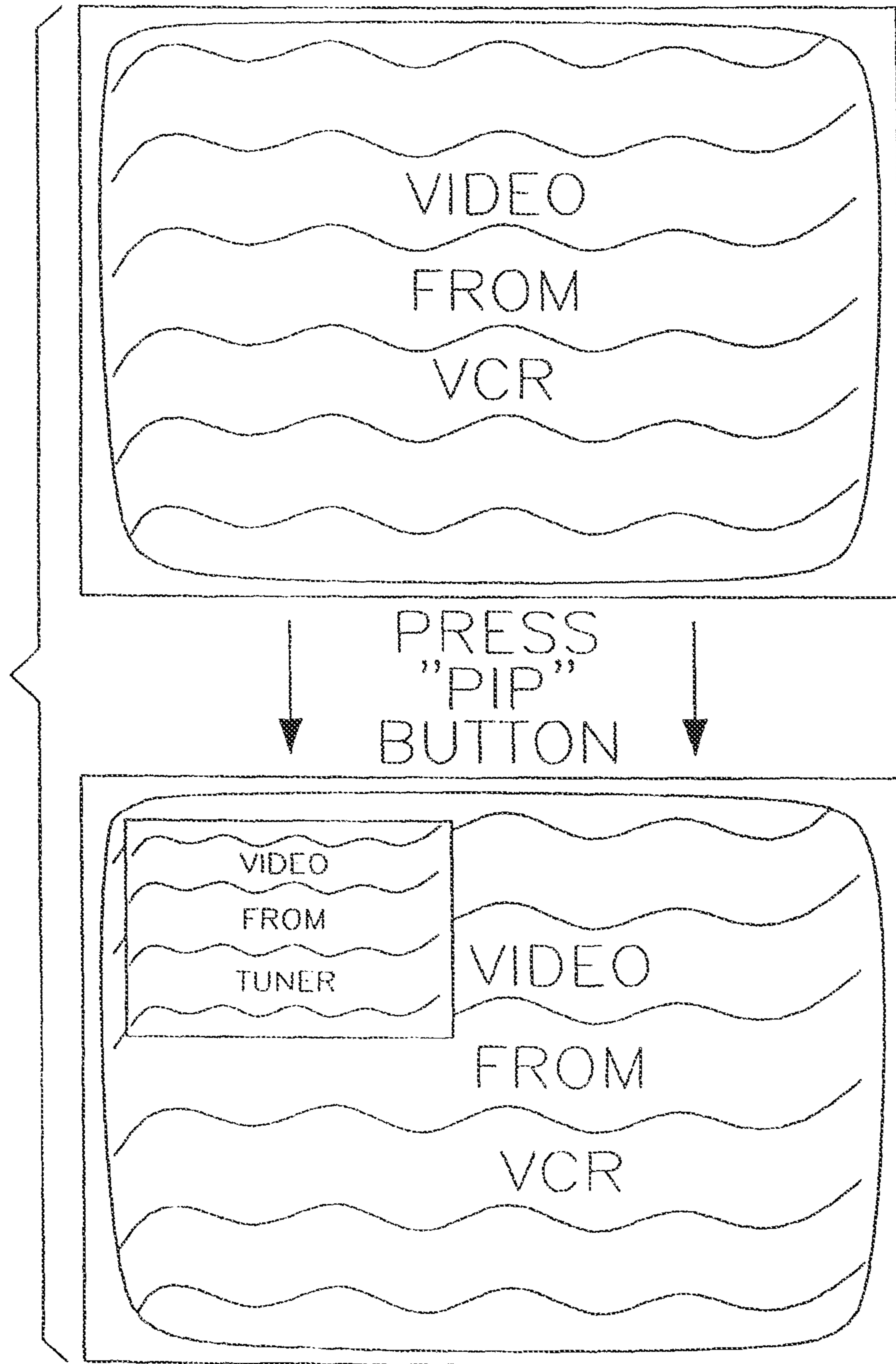


FIG. 13B



COMBINATION OF RECORDED PROGRAM INDEX AND EPG

CROSS-REFERENCE TO RELATED APPLICATIONS

This application is a continuation of U.S. patent application Ser. No. 13/367,005, filed Feb. 6, 2012 (currently pending), which is a continuation of U.S. patent application Ser. No. 11/894,607, filed Aug. 20, 2007 (now U.S. Pat. No. 8,134,645, issued Mar. 13, 2012), which is a continuation of U.S. patent application Ser. No. 11/471,412, filed Jun. 19, 2006 (now U.S. Pat. No. 7,663,700, issued Feb. 16, 2010), which is a continuation of U.S. patent application Ser. No. 10/820,164, filed Apr. 6, 2004 (now abandoned), which is a continuation of U.S. patent application Ser. No. 10/199,187, filed Jul. 19, 2002 (now abandoned), which is a continuation of U.S. patent application Ser. No. 09/712,327, filed Nov. 13, 2000 (now U.S. Pat. No. 6,441,862, issued Aug. 27, 2002), which is a continuation of U.S. patent application Ser. No. 08/952,530, filed Apr. 24, 1998 (now U.S. Pat. No. 6,147,715, issued Nov. 14, 2000), which is a National Stage Entry of PCT patent application No. PCT/US97/04074, filed Mar. 14, 1997 (currently pending), which claims the benefit of United States Provisional Application No. 60/013,371, filed Mar. 15, 1996. These prior applications are hereby incorporated by reference herein in their entireties.

FIELD OF THE INVENTION

This invention relates to the field of television, and more particularly to a method and apparatus for switching between a television viewing mode and a guide mode which comprises program guide screens, for telecast programs, and video tape index guide screens, for recorded programs.

BACKGROUND OF THE INVENTION

Television systems are available which include various types of on-screen guides to provide a viewer with information about available programs. Electronic program guides (EPG) provide information about currently telecast programs and programs to be broadcast in the future. An EPG includes program listings which provide time, channel, length, and title information for a program and may also provide a brief description of the content of the program in a separate portion of the screen. Many EPG systems have the capability to sort program listings by type, time, or viewer preferences.

Tape indexing systems for video cassette recorders (VCR) allow a viewer to identify a recorded program stored in the viewer's video tape library. Such systems also provide an on-screen directory of programs available on a loaded tape and can automatically scan through the video tape to the position of the desired program stored on the tape.

Some types of EPG and tape index guides include screens with a picture in picture (PIP) window for displaying moving, real time images or still images from a selected television program.

It is desirable to provide a television system which has both types of guides, i.e., an EPG and a tape index guide, and which facilitates navigation in a guide mode between the various guide screens and between the guide mode and a normal television viewing mode, in which a selected television program is viewed full screen.

It is also desirable to provide a viewer with the capability to control which program is displayed in the PIP window in the guide mode in the same manner the viewer would in the

normal television viewing mode. This includes switching between tuned channels or between the outputs of the tuner and the VCR.

SUMMARY OF THE INVENTION

A television system according to the present invention includes a tape indexing and searching (TIS) apparatus for generating a tape index display, an electronic program guide (EPG) apparatus for generating an EPG display, a VCR for playing recorded television programs, and a tuner for receiving broadcast television programs. The video outputs of the two guide apparatus are connected to a guide switch and the video output of the tuner and the VCR are connected to a program source switch. A PIP chip is operatively connected to the guide switch and the program source switch such that in an active mode the PIP chip displays on a television screen a PIP window displaying the moving, real time images of a selected program overlaid on a background comprising selected guide information.

Preferably a microprocessor controls and coordinates the operation of the PIP chip and the switches so that the viewer may navigate between the various screens of the guide mode and the normal television viewing mode, and display a desired program in the PIP window.

By pressing a guide/tv button on the remote controller, the viewer may enter either an EPG or tape index guide from the normal television mode and also return to the television mode from either type of guide. In either the television or guide mode, a program source button toggles the program display between a tuned program and a recorded program playing on the VCR. In the guide mode, a guide/index button toggles between the EPG and the tape index guide. In the television mode, a PIP button allows the viewer to view the program being output from one program source, i.e., the tuner or the VCR, while viewing the program output from the other program source full screen.

BRIEF DESCRIPTION OF THE DRAWINGS

The features of a specific embodiment of the best mode contemplated of carrying out the invention are illustrated in the drawings, in which:

FIG. 1 is a schematic block diagram of apparatus for practicing the invention;

FIG. 2 is a remote controller for operating the apparatus of FIGS. 1 and 9;

FIGS. 3 to 7 are television screens formatted to practice the invention with the apparatus of FIG. 1;

FIG. 8 is a schematic block diagram of another embodiment of apparatus for practicing the invention;

FIG. 9 is a flow diagram illustrating the operation of the PLAY button in either a guide mode or a television viewing mode;

FIGS. 10A and 10B are flow diagrams illustrating the operation of a GUIDE/TV button in the television viewing mode;

FIGS. 11A and 11B are flow diagrams illustrating the operation of an INDEX button in the guide mode;

FIGS. 12A and 12B are flow diagrams illustrating the operation of the GUIDE/TV button in the guide mode; and

FIGS. 13A and 13B are flow diagrams illustrating the operation of a PIP button in the television viewing mode;

DETAILED DESCRIPTION

A television system according to a presently preferred embodiment of the invention combines an electronic program

guide (EPG) and a tape index guide. The EPG is of the type which provides one or more screens of program listings. These listings may include currently telecast programs and programs to be broadcast in the future. The program listings are sorted by category and by time in different screens of the guide. The EPG includes a picture in picture (PIP) window for display of a currently telecast program. The viewer may change the program displayed in the PIP window by cursoring through listings of currently telecast programs in one of the guides.

The tape index guide system is of the type which is provided with a VBI decoder to decode information, such as title, channel, date, time, and length of broadcast programs and utilizes the information in providing a directory of programs stored on a recorded tape and for controlling the VCR. The tape index guide system is also provided with a VBI encoder for inserting control and directory information onto the tape on which the broadcast program is being recorded, either in the VBI portions of the video track or in the control track of the tape. From the control and directory information stored on the tape, the tape index guide system creates a program directory which may be displayed on the screen. The directory enables the viewer to determine the location of a recorded program in his or her tape library and control the playing of a selected program on a tape loaded in the VCR. The on-screen directory includes a PIP window. The PIP window may be used to display an entire selected program or a selected video clip from the program as the program listing is selected in the directory.

The television system according to the invention allows the viewer access to either type of guide, i.e., EPG or tape index guide, from a television mode and also allows navigation between the two guides in a guide mode.

In FIG. 1 a source of television signals 10, such as a terrestrial antenna or cable, is connected by a television tuner 12 to one input of program source switch 14. The video output of a video cassette recorder (VCR) 16 is connected to the other input of switch 14. An EPG apparatus 18 is connected to one input of guide switch 20. A tape indexing and searching (TIS) apparatus 22 is connected to the other input of switch 20. The outputs of switches 14 and 20 are connected to the respective inputs of a conventional PIP integrated circuit chip 23. The output of PIP chip 23 is connected to the video input of a television 24 having a screen (not shown). When PIP chip 23 is turned off, one video program from tuner 12 or VCR 16 is displayed on the screen of television full screen. When PIP chip 23 is turned on, one video program from tuner 12 or VCR 16 is displayed in a PIP window of the screen, while textual material from EPG apparatus 18 or TIS apparatus 22 is displayed in the background. EPG apparatus 18 and TIS apparatus 22 are also connected by hardwire or wireless means (not shown) to tuner 12 and VCR 16. The audio channels from tuner 12 and VCR 16 are coupled by an audio amplifier to a loudspeaker (not shown), which could be that of television 24. A remote controller 26 permits a television viewer to operate the apparatus. Depending upon the physical locations of the various components, one or more microprocessors are used to control the various components—EPG apparatus 18, TIS apparatus 22, tuner 12, VCR 16, and PIP chip 23, as well as switches 14 and 20—responsive to remote controller 26.

As shown in FIG. 2, remote controller 26 has a GUIDE/TV button 28, an INDEX button 30, a PLAY button 32, a RECORD button 34, and a STOP button 35, which control the operation of the apparatus in FIG. 1. In an alternate embodiment described below, the remote controller also has a PIP button 62. Up and down arrow buttons 36 and 38 control the movement of an on-screen cursor in television 24. A row of

buttons 40, 42, 44, and 46, which are marked with the colors blue (B), green (G), yellow (Y), and red (R), are used to select on-screen color-coded prompts which may be provided on the various guide screens.

The screen formats of FIGS. 3 to 7 each have a PIP window 50 overlaid on a background area 52. Background area 52 includes a banner and message prompting area 54 at the top of the screen, a program description area 56 in the upper right-hand corner of the screen adjacent to PIP window 50, and a program listing area 58 below areas 52 and 56. The viewer can move a cursor 60 vertically to highlight one of the lines displayed in listing area 58 by operating arrow buttons 36 and 38 on remote controller 26.

The operation of the apparatus will now be described starting in the television mode with PIP chip 23 turned off. In the television mode, moving, real time images of a program are displayed full screen on the television. The program displayed may be either a currently telecast program being received by tuner 12, or a recorded program played from a vide tape loaded in VCR 16. Switch 14 controls whether the video input to the television is from the tuner 12 or the VCR 16. Switch 14 is controlled by the PLAY button 32 on the remote controller 26. By pressing the PLAY button, the viewer, controls the input source to the television and switches between the currently telecast program output from the tuner and the recorded program being output by the VCR, as shown in FIGS. 9A and 9B. Preferably, when no recorded program is being played by the VCR 16, a microprocessor (not shown) associated with the apparatus controls switch 14 to remain switched to the tuner. Alternatively, if a tape is loaded in VCR 16, but not playing, when the viewer presses PLAY button 32, the microprocessor will substantially simultaneously control switch 14 to switch on to VCR 16 and control the VCR to play the tape (FIG. 9B).

According to a presently preferred embodiment, the viewer is able to select between a EPG, a tape index guide, and a normal television mode. As used herein, “television mode” refers to normal television viewing wherein a currently telecast or recorded program is displayed full screen. “Guide mode” refers to displaying one of the guide screens according to the invention, which may be either an EPG or a tape index guide. The guide screens comprise graphics in the background area 52 and a program being displayed in the PIP window 50.

The GUIDE/TV button on the remote controller 26 controls guide switch 20 and PIP chip 23 and is used to switch between the television mode and the guide mode. When the viewer presses GUIDE/TV button 28, PIP chip 23 is turned on, guide switch 20 couples EPG apparatus 18 or TIS apparatus 22 to PIP chip 23, and television 28 displays an EPG or tape index guide, respectively.

Preferably, the microprocessor controlling guide switch 20 is sensitive to the condition of program source switch 14 so that when switch 14 is switched to tuner 12, the microprocessor controls guide switch 20 to couple EPG apparatus 18 to PIP circuit 23 when the GUIDE/TV button 28 is pressed. This causes television 24 to display the screen of FIG. 3. When the EPG is entered directly in the manner, the last channel to which television 28 was tuned in the television mode is displayed at the top of listing area 58, e.g., PBS Channel 28, and EPG information is displayed in listing area 58. The real time telecast program highlighted by cursor 60 in listing area 58 is displayed as a moving real time image in PIP window 50, e.g., the program telecast, on ABC Channel 7, and a description of this program is displayed in area 56, as shown in FIG. 10A.

Alternatively, if switch 14 is switched to VCR 16 in the television mode and the viewer presses GUIDE/TV button

5

28, PIP chip 23 is turned on, and the microprocessor controls guide switch 20 to couple TIS apparatus 22 to television 24 so that tape index guide information is displayed in background area 52 with the program output from the VCR displayed in PIP window 50, as shown in FIG. 10B.

In another preferred embodiment, if the tape playing in the VCR is encoded with control and directory information, the tape index guide screen of FIG. 7 is displayed. A directory of the programs or program segments on the tape loaded in VCR 16 is displayed in listing area 58. A listing for the program displayed in the PIP window is highlighted by cursor 60 and a description of the program is displayed in area 56. Preferably, when the viewer moves cursor 60 to another listing, TIS apparatus 22 uses the control and directory information stored on the tape to initiate a program searching which it controls VCR 16 to locate and queue up the highlighted program and play the tape so that the newly selected recorded program is displayed in PIP window 50.

Due to the mechanical limitations of the VCR, locating a selected program on a videotape may take the up to a minute or more. Accordingly, it is desirable to delay such a program search by the VCR until the viewer is committed to searching for the recorded program on the tape. This is accomplished in the following alternate embodiments: in one embodiment, the program search is delayed until the program listing in listing area 58 is highlighted with cursor 60 for a set period of time, e.g., 5 seconds. In another embodiment, the viewer initiates a search by positioning cursor 60 on the desired program and then pressing a set sequence of buttons on the remote controller to command TIS apparatus 22.

According to alternate embodiments of the invention, once the selected program, e.g., "When You Wish-Upon A Star" in FIG. 7, is finished playing, tape indexing and searching apparatus 22 may either control the VCR to stop automatically, or rewind the tape and repeat, playing the selected program, or continue to play the tape so that the next program is displayed, i.e., "Belle". The viewer may stop the program by pressing the STOP button 35. Preferably, if the tape loaded in the VCR is not encoded with control and directory information, the screen of FIG. 4 is displayed. A menu for operation of apparatus 22 is displayed in listing area 58 and a prompting message is displayed in area 56. The viewer inputs a number to identify the function to be performed. The viewer's objective is to identify the video tape on which a program to be played is stored. If the viewer seeks to find the program by video tape number, the viewer inputs the number "1" and the screen shown in FIG. 5 is displayed by television 24. If the viewer seeks to find the program by title, the viewer inputs the number "2" and the screen shown in FIG. 6 is displayed by television 24. After the appropriate tape is loaded in the VCR is loaded, the screen shown in FIG. 7 is displayed. If the program is searched by title (FIG. 6), the selected program will be highlighted by cursor 60 upon entering the screen of FIG. 7. If the program is searched by tape number, the program stored at the beginning of the tape will be highlighted by cursor 60 in listing area 58. In the screen of FIG. 7, when the viewer presses PLAY button 32, the TIS apparatus 22 initiates a program search. As described above, TIS apparatus 22 controls VCR 16 to locate the program selected by cursor 60 on the tape, play the tape and display the selected program in PIP window 50. In an alternate embodiment, when the appropriate tape is loaded, TIS apparatus 22 automatically initiates a program search for the selected program.

While in the guide mode, INDEX button 30 controls switch 20. Thus, from an EPG screen such as that shown in FIG. 3, the viewer may switch to a tape index screen such as that shown in FIG. 4, and vice versa, as shown in FIGS. 11A and 11B. Since only switch 20 is controlled by INDEX button 30, according to this embodiment, the program being displayed in PIP window 50 is unchanged as the background 52 is

6

switched between an EPG and a tape index guide. Preferably INDEX button 30 is inoperable in the television mode.

PLAY button 32 controls program source switch 14 in either the television mode or the guide mode to switch between tuner 12 and VCR 16. Thus, the viewer may switch between the program output by VCR 16 and the program output by tuner 12 in the PIP window 50 while in the guide mode. Also, if a tape is loaded in VCR 16 and is not playing, pressing PLAY button 32 will cause the VCR to begin playing the tape when switching program source switch 14 from tuner 12 to VCR 16. Preferably a highlighted area 62 which includes the program listing for the program tuned by the tuner is included in area 52 of the tape index guide screens. This allows the viewer to identify the currently telecast program displayed in the PIP window 50 while in the tape index guide.

Preferably, if the viewer enters the tape index guide from the EPG and no video tape is loaded in VCR 16, television 24 displays the screen of FIG. 4, with the program output from the tuner displayed in PIP window 50 (e.g., ABC Channel 7). The viewer navigates from the screen of FIG. 4 to the screen of FIG. 7 as described above. A description of the recorded program in listing area 58 highlighted by cursor 60 is displayed in area 56. Thus, the viewer can scan the descriptions of the recorded programs in area 56 by moving cursor 60 with arrow keys 36 and 38, while continuing to see the currently telecast program in PIP window 50. After the viewer identifies and loads into VCR 16 the video tape on which the desired program is recorded, the screen of FIG. 7 is displayed. If the viewer knows the tape in advance, the menus of FIGS. 4 to 6 can be bypassed by loading the tape into VCR 16 before pressing INDEX button 30.

The viewer may exit the guide mode, from either the EPG or the tape index guide, using GUIDE/TV button 28. When the user presses the GUIDE/TV button while in the guide mode, the PIP chip 23 is turned off. Thus, the program source to which program source switch 14 is switched, i.e., tuner 12 or VCR 16, will be directly coupled to the television and the program output from that program source will be displayed full screen, as shown in FIGS. 12A and 12B.

In all the described modes, the sound accompanying the video program displayed in PIP window 50 is reproduced by the loudspeaker of television 24.

According to yet another alternate embodiment of the invention, the apparatus may be configured to display a PIP window 60 in the television mode, thereby allowing the viewer to view the recorded program being output by VCR 16 and the currently telecast program being output by tuner 12 simultaneously. As shown in FIG. 8, the VCR 16 and tuner 12 are both connected to switch 20' which switches between the video signals input from TIS apparatus 22, EPG apparatus 18, VCR 16, and tuner 12. According to this embodiment, a PIP button 62 is provided on remote controller 26 (FIG. 2). Switch 20' is controlled by a microprocessor (not shown) which is sensitive to the condition of switch 14. In the television mode, when the viewer presses the PIP button 63, the PIP chip is turned on and the controller controls each of program source switch 14 and switch 20' to 20 switch to either the tuner or VCR output such that the last program currently being displayed full screen is displayed in the background 52 and the program from the other component (VCR 16 or tuner 12) is displayed in the PIP window 60, as shown in FIGS. 13A and 13B. If when PIP button 63 is pressed, the tuner is selected and no program is being output from the VCR, the microprocessor preferably does not turn on PIP circuit 23 and instead displays a prompt indicating that no tape is loaded in the VCR, or that the VCR is not playing, depending on the condition of the VCR. Preferably, the PIP button 63 is inoperable while the apparatus is in the guide mode.

7

Although certain preferred embodiments of the present invention have been described herein, many modifications and variations will be apparent to those skilled in the art. It is therefore to be understood that the scope of the invention should be limited only by the appended claims.

What is claimed is:

1. A method of enabling a user to navigate broadcast and previously-recorded program functions, the method comprising:

generating for display, on a display, a video corresponding to at least one of a broadcast program and a previously-recorded program;

in response to a user input, generating for display the video in a window to accommodate the simultaneous display of a listing area for a plurality of user-selectable program functions, the listing area including a previously-recorded program function area and a broadcast program function area;

receiving a user selection of one of the plurality of program functions while the video is displayed; and

in response to receiving the user selection, performing the selected program function while continuing to display the video.

2. The method of claim 1, wherein the video is at least one of an entire program and a video clip of a program.

3. The method of claim 1, wherein the video is a broadcast program and the selected program function is a previously-recorded program function.

4. The method of claim 1, further comprising providing, for simultaneous display with the video and the plurality of user-selectable program functions, a listing of information for the video.

5. The method of claim 1, wherein one of the plurality of user-selectable program functions is a search function.

6. The method of claim 5, wherein the selected program function is the search function, and the search function is performed based at least in part on a user input of a program title.

7. The method of claim 1, wherein one of the plurality of user-selectable program functions is a display function.

8. The method of claim 7, wherein the selected program function is the display function, and performing the display function comprises providing, for display, a recorded program selected by the user.

9. A system for enabling a user to navigate broadcast and previously recorded program functions, the system comprising:

a receiver device configured to receive user input and selection signals; and

a control unit responsive to the received user selection signals and configured to:

cause a video corresponding to at least one of a broadcast program and a previously recorded program to be displayed;

respond to a received user input to display of the video in a window to accommodate the simultaneous display of a listing area for a plurality of user-selectable program functions, the listing area including a previously-recorded program function area and a broadcast program function area; and

respond to a received user selection of one of the plurality of program functions while the video is displayed to cause the selected program function to be performed while the video continues to be displayed.

10. The system of claim 9, wherein the video is at least one of an entire program and a video clip of a program.

8

11. The system of claim 9, wherein the video is a broadcast program and the selected program function is a previously-recorded program function.

12. The system of claim 9, the control unit further configured to cause the display of a listing of information for the video simultaneously with the display of the video and display of the plurality of user-selectable program functions.

13. The system of claim 9, wherein one of the plurality of user-selectable program functions is a search function.

14. The system of claim 13, wherein the selected program function is the search function, and the search function is performed based at least in part on a user input of a program title.

15. The method of claim 9, wherein one of the plurality of user-selectable program functions is a display function.

16. The system of claim 9, wherein the selected program function is a display function, and performing the display function comprises providing, for display, a recorded program selected by the user.

17. A method of enabling a user to navigate broadcast and previously-recorded program functions, the method comprising:

generating for display, on a display screen, a plurality of program listings, wherein the plurality of program listings include at least one of a broadcast program listing and a previously-recorded program listing;

in response to a first user input, causing an on-screen cursor to navigate to a first program listing of the plurality of program listings;

in response to a second user input, generating for display, on the display screen, a video corresponding to the first program listing in a window, wherein the window accommodates the simultaneous display of a listing area for a plurality of program functions, and wherein the listing area includes a previously-recorded program function area and a broadcast program function area;

receiving a third user input selecting one of the plurality of program functions while the video is displayed; and in response to third user input, performing the selected program function while continuing to display the video.

18. A system for enabling a user to navigate broadcast and previously-recorded program functions, the system comprising:

storage circuitry configured to store a plurality of program listings, wherein the plurality of program listings include at least one of a broadcast program listing and a previously-recorded program listing; and

control circuitry configured to:

generate for display, on a display screen, the plurality of program listings;

in response to a first user input, cause an on-screen cursor to navigate to a first program listing of the plurality of program listings;

in response to a second user input, generate for display, on the display screen, a video corresponding to the first program listing in a window, wherein the window accommodates the simultaneous display of a listing area for a plurality of program functions, and wherein the plurality of user-selectable program functions includes a previously-recorded program function area and a broadcast program function area;

receive a third user input selecting one of the plurality of program functions while the video is displayed; and in response to third user input, perform the selected program function while continuing to display the video.

UNITED STATES PATENT AND TRADEMARK OFFICE
CERTIFICATE OF CORRECTION

PATENT NO. : 9,055,341 B2
APPLICATION NO. : 13/616867
DATED : June 9, 2015
INVENTOR(S) : Yuen et al.

Page 1 of 1

It is certified that error appears in the above-identified patent and that said Letters Patent is hereby corrected as shown below:

In the Claims:

Claim 9, column 7, line 56, delete "of"

Signed and Sealed this
Fifteenth Day of March, 2016



Michelle K. Lee
Director of the United States Patent and Trademark Office