



US008984431B2

(12) **United States Patent**
Chaudhri et al.

(10) **Patent No.:** **US 8,984,431 B2**
(45) **Date of Patent:** **Mar. 17, 2015**

(54) **DEVICE, METHOD, AND GRAPHICAL USER INTERFACE FOR MOVING A CURRENT POSITION IN CONTENT AT A VARIABLE SCRUBBING RATE**

(75) Inventors: **Imran Chaudhri**, San Francisco, CA (US); **Lucas C. Newman**, San Francisco, CA (US); **Marcel van Os**, San Francisco, CA (US); **Michael Matas**, San Francisco, CA (US); **Elizabeth Caroline Furches Cranfill**, San Francisco, CA (US)

(73) Assignee: **Apple Inc.**, Cupertino, CA (US)

(*) Notice: Subject to any disclaimer, the term of this patent is extended or adjusted under 35 U.S.C. 154(b) by 708 days.

(21) Appl. No.: **12/566,669**

(22) Filed: **Sep. 25, 2009**

(65) **Prior Publication Data**

US 2010/0231534 A1 Sep. 16, 2010

Related U.S. Application Data

(60) Provisional application No. 61/210,338, filed on Mar. 16, 2009.

(51) **Int. Cl.**

G06F 3/048 (2013.01)

G06F 3/0484 (2013.01)

(Continued)

(52) **U.S. Cl.**

CPC **G06F 3/04847** (2013.01); **G06F 3/0481** (2013.01); **G06F 3/04855** (2013.01); **G06F 3/04883** (2013.01); **G11B 27/105** (2013.01); **G11B 27/34** (2013.01)

USPC **715/772**; **715/786**; **715/787**

(58) **Field of Classification Search**

CPC **G11B 27/34**; **G11B 27/105**

USPC **715/772**, **786**, **787**

See application file for complete search history.

(56) **References Cited**

U.S. PATENT DOCUMENTS

4,837,798 A 6/1989 Cohen et al. 379/88

4,935,954 A 6/1990 Thompason et al. 379/89

(Continued)

FOREIGN PATENT DOCUMENTS

AU 2007100826 A4 * 9/2007 G06F 3/048

AU 2008100011 A4 * 2/2008

(Continued)

OTHER PUBLICATIONS

Arons, B., "The Audio-Graphical Interface to a Personal Integrated Telecommunications System," Massachusetts Institute of Technology, Department of Architecture Master Thesis, Jun. 1984, 88 pages.

(Continued)

Primary Examiner — Kieu Vu

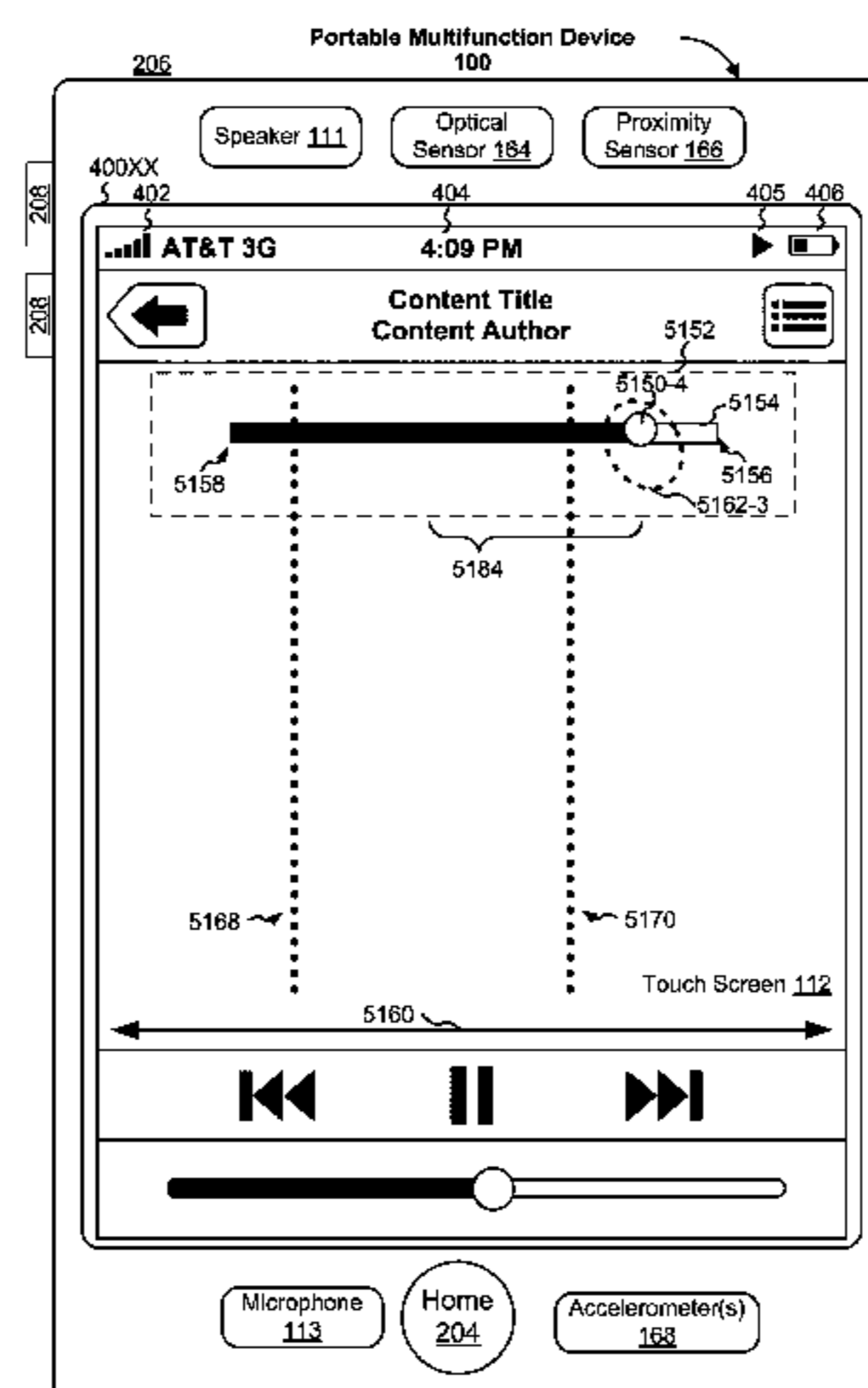
Assistant Examiner — Aaron Lowenberger

(74) *Attorney, Agent, or Firm* — Morrison & Foerster LLP

(57) **ABSTRACT**

A method is performed by an electronic device with a display and a touch-sensitive surface. The method includes: displaying a progress icon; while providing content with the electronic device: detecting a contact at a location that corresponds to the progress icon; detecting movement of the contact, wherein movement of the contact comprises a first component of movement on the touch-sensitive surface in a direction corresponding to movement on the display parallel to a first predefined direction and a second component of movement on the touch-sensitive surface in a direction corresponding to movement on the display perpendicular to the first predefined direction; and, while continuing to detect the contact on the touch-sensitive surface, moving the current position within the content at a scrubbing rate, wherein the scrubbing rate decreases as the second component of movement on the touch-sensitive surface increases.

36 Claims, 101 Drawing Sheets



(51)	Int. Cl.								
	G06F 3/0481	(2013.01)		2002/0030667	A1	3/2002	Hinckley et al.		
	G06F 3/0485	(2013.01)		2002/0080151	A1	6/2002	Venolia	345/660	
	G06F 3/0488	(2013.01)		2002/0089545	A1	7/2002	Montalcini		
	G11B 27/10	(2006.01)		2002/0118169	A1	8/2002	Hinckley et al.		
	G11B 27/34	(2006.01)		2002/0122066	A1*	9/2002	Bates et al.	345/786	
				2002/0130891	A1	9/2002	Singer		
				2002/0135602	A1	9/2002	Davis et al.		
				2002/0143741	A1	10/2002	Laiho et al.		
(56)	References Cited			2002/0154173	A1*	10/2002	Etgen et al.	345/833	
	U.S. PATENT DOCUMENTS			2002/0186252	A1	12/2002	Himmel et al.		
				2002/0191029	A1	12/2002	Gillespie et al.	345/810	
				2002/0196238	A1	12/2002	Tsukada et al.		
				2003/0008679	A1	1/2003	Iwata et al.		
	4,972,462	A	11/1990	Shibata				379/89	
	5,003,577	A	3/1991	Ertz et al.				379/89	
	5,164,982	A	11/1992	Davis				379/96	
	5,202,961	A	4/1993	Mills et al.					
	5,283,818	A	2/1994	Klausner et al.				379/67	
	5,333,266	A	7/1994	Boaz et al.				395/200	
	5,390,236	A	2/1995	Klausner et al.				379/67	
	5,453,725	A	9/1995	You et al.					
	5,463,725	A	10/1995	Henckel et al.					
	5,510,808	A	4/1996	Cina et al.					
	5,524,140	A	6/1996	Klausner et al.				379/67	
	5,550,559	A	8/1996	Isensee et al.					
	5,559,301	A	9/1996	Bryan, Jr. et al.				84/653	
	5,568,603	A*	10/1996	Chen et al.				715/784	
	5,572,576	A	11/1996	Klausner et al.				379/67	
	5,657,434	A	8/1997	Yamamoto et al.					
	5,745,716	A	4/1998	Tchao et al.					
	5,809,267	A	9/1998	Moran et al.					
	5,825,308	A	10/1998	Rosenberg					
	5,835,923	A	11/1998	Shibata et al.					
	5,844,547	A	12/1998	Minakuchi et al.					
	5,859,638	A	1/1999	Coleman et al.					
	5,936,623	A	8/1999	Amro					
	5,943,052	A	8/1999	Allen et al.				345/341	
	5,963,623	A	10/1999	Kim				379/100.01	
	5,973,676	A	10/1999	Kawakura				345/173	
	6,073,036	A	6/2000	Heikkinen et al.					
	6,262,724	B1	7/2001	Crow et al.					
	6,278,443	B1	8/2001	Amro et al.					
	6,323,846	B1	11/2001	Westerman et al.					
	6,335,722	B1	1/2002	Tani et al.					
	6,337,698	B1	1/2002	Keely, Jr. et al.					
	6,340,979	B1	1/2002	Beaton et al.					
	6,342,902	B1	1/2002	Harradine et al.					
	6,353,442	B1	3/2002	Masui					
	6,430,574	B1	8/2002	Stead					
	6,462,752	B1	10/2002	Ma et al.					
	6,469,695	B1	10/2002	White					
	6,542,171	B1	4/2003	Satou et al.				345/833	
	6,570,557	B1	5/2003	Westerman et al.					
	6,677,932	B1	1/2004	Westerman					
	6,677,965	B1*	1/2004	Ullmann et al.				715/786	
	6,687,664	B1	2/2004	Sussman et al.					
	6,690,387	B2	2/2004	Zimmerman et al.					
	6,788,292	B1	9/2004	Nako et al.					
	6,865,718	B2	3/2005	Levi Montalcini					
	6,922,816	B1	7/2005	Amin et al.					
	6,954,899	B1	10/2005	Anderson				715/701	
	6,966,037	B2	11/2005	Fredriksson et al.					
	7,007,239	B1	2/2006	Hawkins et al.				715/780	
	7,054,965	B2	5/2006	Bell et al.					
	7,082,163	B2	7/2006	Uenoyama et al.					
	7,152,210	B1	12/2006	Van Den Hoven et al.					
	7,173,637	B1	2/2007	Hinckley et al.					
	7,223,316	B2	5/2007	Murase					
	7,312,785	B2	12/2007	Tsuk et al.					
	7,312,790	B2	12/2007	Sato et al.					
	7,404,152	B2	7/2008	Zinn et al.					
	7,408,538	B2	8/2008	Hinckley et al.					
	7,436,395	B2	10/2008	Chiu et al.					
	7,469,381	B2	12/2008	Ording					
	7,479,949	B2	1/2009	Jobs et al.					
	7,786,975	B2	8/2010	Ording et al.					
	7,822,443	B2	10/2010	Kim et al.					
	7,996,792	B2	8/2011	Anzures et al.					
	8,032,298	B2	10/2011	Han					
	2002/0015024	A1	2/2002	Westerman et al.					
				2008/0207176	A1	8/2008	Brackbill et al.		
				2008/0038953	A1	2/2007	Keohane et al.		
				2007/0080936	A1	4/2007	Tsuk et al.		
				2007/0132789	A1	6/2007	Ording et al.		
				2007/0146337	A1	6/2007	Ording et al.	345/173	
				2007/0150830	A1	6/2007	Ording et al.		
				2007/0192744	A1*	8/2007	Reponen	715/833	
				2007/0198111	A1	8/2007	Oetzel et al.	700/94	
				2007/0220442	A1	9/2007	Bohan et al.		
				2007/0220443	A1	9/2007	Cranfill et al.		
				2008/0016468	A1*	1/2008	Chambers et al.	715/835	
				2008/0027637	A1	1/2008	Sakano		
				2008/0034289	A1	2/2008	Doepke et al.		
				2008/0040692	A1	2/2008	Sunday et al.		
				2008/0042984	A1	2/2008	Lim et al.		
				2008/0055257	A1	3/2008	Peng		
				2008/0055264	A1	3/2008	Anzures et al.		
				2008/0056459	A1	3/2008	Vallier et al.		
				2008/0071810	A1	3/2008	Casto et al.		
				2008/0082939	A1	4/2008	Nash et al.		
				2008/0084399	A1	4/2008	Chua et al.		
				2008/0126933	A1	5/2008	Gupta et al.		
				2008/0155417	A1	6/2008	Vallone et al.	715/720	
				2008/0163131	A1	7/2008	Hirai et al.		
				2008/0163161	A1	7/2008	Shaburov et al.	717/105	
				2008/0165141	A1	7/2008	Christie		
				2008/0168384	A1	7/2008	Platzer et al.		
				2008/0168395	A1	7/2008	Ording et al.		
				2008/0190266	A1	8/2008	Kim et al.		

(56)

References Cited

U.S. PATENT DOCUMENTS

2008/0211785	A1	9/2008	Hotelling et al.	
2008/0259040	A1	10/2008	Ording et al.	
2008/0320391	A1	12/2008	Lemay et al.	715/702
2009/0006958	A1*	1/2009	Pohjola et al.	715/710
2009/0058822	A1	3/2009	Chaudhri	
2009/0075694	A1	3/2009	Kim et al.	
2009/0144623	A1	6/2009	Jung	
2009/0158149	A1	6/2009	Ko	
2009/0160804	A1	6/2009	Chang et al.	
2009/0174667	A1	7/2009	Kocienda et al.	345/169
2009/0174677	A1	7/2009	Gehani et al.	
2009/0178008	A1	7/2009	Herz et al.	
2009/0199119	A1	8/2009	Park et al.	
2009/0228792	A1	9/2009	van Os et al.	
2010/0013782	A1	1/2010	Liu et al.	
2010/0058228	A1*	3/2010	Park	715/786
2010/0060586	A1	3/2010	Pisula et al.	
2010/0125785	A1	5/2010	Moore et al.	
2010/0134425	A1	6/2010	Storrusten	
2010/0162181	A1	6/2010	Shiplacoff et al.	
2010/0175018	A1	7/2010	Petschnigg et al.	
2011/0050594	A1	3/2011	Kim et al.	
2011/0074699	A1	3/2011	Marr et al.	
2011/0163967	A1	7/2011	Chaudhri	

FOREIGN PATENT DOCUMENTS

CN	1673939	A	9/2005	
DE	196 21 593	A1	12/1997	
DE	298 24 936	UI	8/2003	
DE	10 2004 029 203	A1	12/2005	B60R 16/02
EP	0 679 005	A1	10/1995	
EP	0 684 543	A1	11/1995	G06F 3/033
EP	0 795 811	A1	9/1997	G06F 3/033
EP	0 961 199	A	12/1999	
EP	0 994 409	A2	4/2000	
EP	1 056 161	A1	12/2000	
EP	1 615 109	A2	1/2006	G06F 3/00
EP	1 727 032	A2	11/2006	
EP	1 942 401	A1	7/2008	G06F 3/048
JP	2001 202176		7/2001	
JP	2003 052019		2/2003	
JP	2004 192573		7/2004	
KR	2002-0069952	A	9/2005	
WO	WO 93/20640		10/1993	
WO	WO 94/17469	A1	8/1994	
WO	WO 99/16181	A	4/1999	H04B 1/38
WO	WO 00/63766	A1	10/2000	G06F 3/00
WO	WO 01/02949		1/2001	
WO	WO 01/29702	A2	4/2001	
WO	WO 2004/111816	A2	12/2004	
WO	WO 2005/010725	A2	2/2005	
WO	WO 2006/020304	A2	2/2006	
WO	WO 2006/020305	A2	2/2006	

OTHER PUBLICATIONS

Coleman, D., "Meridian Mail Vocie Mail System Integrates Voice Processing and Personal Computing," *Speech Technology*, vol. 4, No. 2, Mar./Apr. 1988, 7 pages.

Microsoft Corporation, Microsoft Office Word 2003 (SP2), 1983-2003, Microsoft Corporation, Microsoft Corporation, SP3 as of 2005, pages MSWord2003 Figures 1-5.

Microsoft Word 2000 (9.0.2720), 1999, Microsoft Corporation, Pages MSWord figures 1-5.

Myers, B., "Shortcutter for Palm," The Pittsburgh Pebbles PDA Project, printed Dec. 19, 2006, 11 pages, <http://www.cs.cmu.edu/~pebbles/v5/shortcutter/palm/index.html>.

Schmandt, C. et al., "A Conversational Telephone Messaging System," *IEEE Transactions on Consumer Electronics*, Aug. 1984, vol. CE-30, 4 pages.

Schmandt, C. et al., "Phone Slave: A Graphical Telecommunications Interface," *Proceeding of the SID*, vol. 26/1, 1985, 4 pages.

Schmandt, C. et al., "Phone Slave: A Graphical Telecommunications Interface," *Society for Information Display, 1984 International Symposium Digest of Technical Papers*, Jun. 1984, San Francisco, CA, 4 pages.

International Search Report and Written Opinion for International Application No. PCT/US2007/077443, mailed Feb. 21, 2008.

International Search Report and Written Opinion for International Application No. PCT/US2008/050083, mailed Jul. 4, 2008.

International Search Report and Written Opinion dated Jun. 18, 2010, received in International Application No. PCT/US2010/027088, which corresponds to U.S. Appl. No. 12/566,669.

Office Action dated Feb. 17, 2010, received in Australian Patent Application No. 2007292473, which corresponds to U.S. Appl. No. 11/770,720.

Office Action dated Feb. 24, 2010, received in European Patent Application No. 07 814 635.4-2212, which corresponds to U.S. Appl. No. 11/770,720.

Office Action dated May 15, 2009, received in U.S. Appl. No. 11/968,064.

Final Office dated Jan. 5, 2010, received in U.S. Appl. No. 11/968,064.

Office Action dated Jun. 7, 2010, received in German Patent Application No. 11 2007 002 090.3-53, which corresponds to U.S. Appl. No. 11/770,720.

Notice of Allowance dated Oct. 19, 2012, received in U.S. Appl. No. 12/240,974, 13 pages (Gehani).

Office Action dated Oct. 22, 2012, received in U.S. Appl. No. 12/567,717, 17 pages (Marr).

Office Action dated Sep. 27, 2012, received in U.S. Appl. No. 12/788,279, 28 pages (Chaudhri).

Ahlberg, C. et al., "The Alphaslides: A Compact and Rapid Selector," *ACM, Apr. 1994, proceedings of the SIGCHI conference on Human Factors in Computing Systems*, pp. 365-371.

Bederson, B., "Fish-eye Menus," *Human-Computer Interaction Lab, Institute for Advanced Computer Studies, Computer Science Department, University of Maryland, College Park, ACM 2000*, 9 pages.

Esato, "A Couple of My Mates. Meet JasJar and K-Jam (Many Pics)," 90 pages, Apr. 13, 2006.

Hinckley et al., "Quantitative Analysis of Scrolling Techniques," *CHI 2002 Conf. On Human Factors in Computing Systems*, pp. 65-72 (*CHI Letters*, vol. 4, No. 1), 2002.

Miller, D., "Personal/Java Application Environment," Jun. 8, 1999, <http://java.sun.com/products/personaljava/touchable/>, 12 pages.

Potala Software, "Potala Telly," Oct. 19, 2005, <http://web.archive.org/web/20051019000340/www.potalasoftware.com/telly.aspx>, pp. 1-6.

Ramos, G., "Zliding: Fluid Zooming and Sliding for High Precision Parameter Manipulation," Oct. 2005, *Proceedings of the 18th annual ACM Symposium on User interface Software and Technology*, pp. 143-152.

Rekimoto, J., "SmartSkin: An infrastructure for Freehand Manipulation on Interactive Surfaces," *CHI 2002, Apr. 20-25, 2002*, 8 pages.

Roth et al., "Bezel Swipe: Conflict-Free Scrolling and Multiple Selection on Mobile Touch Screen Devices," *Proceedings of the 27th International Conference on Human Factors in Computing Systems*, Apr. 8, 2009, Boston MA, pp. 1523-1526.

Smith, R., "Sygic. Mobile Contacts," Sep. 2, 2004, 13 pages, http://www.pocketnow.com/index.php?a=portal_detail&t=reviews&id=467.

International Search Report and Written Opinion dated Nov. 22, 2007, received in International Application No. PCT/US2006/061333, which corresponds to U.S. Appl. No. 11/322,551, 16 pages (Ording).

International Search Report and Written Opinion dated Feb. 15, 2008, received in International Application No. PCT/US2006/061337, which corresponds to U.S. Appl. No. 11/322,553, 12 pages (Ording).

European Search Report dated Sep. 2, 2009, received in European Application No. 09162953.5, which corresponds to U.S. Appl. No. 11/322,553, 6 pages (Ording).

International Search Report dated Apr. 26, 2007, received in International Application No. PCT/US2006/061627, which corresponds to U.S. Appl. No. 11/322,547, 11 pages (Ording).

(56)

References Cited

OTHER PUBLICATIONS

International Search Report and Written Opinion dated Jun. 2, 2009, received in International Application No. PCT/US2008/086538, which corresponds to U.S. Appl. No. 12/240,974, 19 pages (Gehani).
 International Preliminary Report on Patentability dated Jul. 15, 2010, received in International Application No. PCT/US2008/086538, which corresponds to U.S. Appl. No. 12/240,974, 11 pages (Gehani).
 International Search Report and Written Opinion dated Nov. 15, 2010, received in International Application No. PCT/US10/48443, which corresponds to U.S. Appl. No. 12/567,717, 7 pages (Marr).
 International Search Report and Written Opinion dated May 11, 2011, received in International Application No. PCT/US2010/062319, which corresponds to U.S. Appl. No. 12/788,279, 16 pages (Chaudhri).
 Office Action dated Dec. 18, 2008, received in U.S. Appl. No. 11/322,551, 24 pages (Ording).
 Office Action dated Jun. 15, 2009, received in U.S. Appl. No. 11/322,551, 18 pages (Ording).
 Office Action dated Sep. 22, 2009, received in U.S. Appl. No. 11/322,551, 19 pages (Ording).
 Office Action dated Mar. 12, 2010, received in U.S. Appl. No. 11/322,551, 21 pages (Ording).
 Notice of Allowance dated Jul. 21, 2010, received in U.S. Appl. No. 11/322,551 8 pages (Ording).
 Office Action dated Jun. 15, 2007, received in U.S. Appl. No. 11/322,553, 16 pages (Ording).
 Office Action dated Feb. 5, 2008, received in U.S. Appl. No. 11/322,553, 11 pages (Ording).
 Office Action dated Aug. 5, 2008, received in U.S. Appl. No. 11/322,553, 28 pages (Ording).
 Office Action dated Dec. 26, 2008, received in U.S. Appl. No. 11/322,553, 26 pages (Ording).
 Office Action dated Jun. 17, 2009, received in U.S. Appl. No. 11/322,553, 30 pages (Ording).
 Office Action dated Apr. 5, 2010, received in U.S. Appl. No. 11/322,553, 24 pages (Ording).
 Office Action dated Sep. 1, 2009, received in Australian patent application No. 2006321681, which corresponds to U.S. Appl. No. 11/322,553, 2 pages (Ording).
 Office Action dated Dec. 23, 2009, received in Australian patent application No. 2006321681, which corresponds to U.S. Appl. No. 11/322,553, 2 pages (Ording).
 Notice of Acceptance dated Sep. 14, 2010, in Australian Application No. 2006321681, which corresponds to U.S. Appl. No. 11/322,553, 3 pages (Ording).
 Office Action dated Jan. 8, 2010, received in Chinese Patent Application No. 200680052109.3, which corresponds to U.S. Appl. No. 11/322,553, 6 pages (Ording).
 Office Action dated Nov. 9, 2010, received in Chinese Patent Application No. 200680052109.3, which corresponds to U.S. Appl. No. 11/322,553, 8 pages (Ording).
 Office Action dated May 5, 2011, received in Chinese Patent Application No. 200680052109.3, which corresponds to U.S. Appl. No. 11/322,553, 9 pages (Ording).
 Office Action dated Jan. 10, 2012, received in Chinese Patent Application No. 200680052109.3, which corresponds to U.S. Appl. No. 11/322,553, 17 pages (Ording).
 Office Action dated Sep. 8, 2009, received in German patent application No. 11 2006 003 309.3-53 which corresponds to U.S. Appl. No. 11/322,553, 8 pages (Ording).
 Office Action dated Apr. 6, 2011, received in German patent application No. 11 2006 003 309.3, which corresponds to U.S. Appl. No. 11/322,553, 5 pages (Ording).
 Office Action dated Apr. 6, 2011, received in German Patent Application No. 11 2006 004 220.3, which corresponds to U.S. Appl. No. 11/322,553, 5 pages (Ording).
 Office Action dated May 31, 2010, received in Korean Application No. 10-2008-7016570, which corresponds to U.S. Appl. No. 11/322,553, 5 pages (Ording).

Office Action dated Jan. 5, 2011, received in Korean Patent Application No. 10-2009-7011991, which corresponds to U.S. Appl. No. 11/322,553, 6 pages (Ording).
 Office Action dated Oct. 30, 2007 received in U.S. Appl. No. 11/322,547, 16 pages (Ording).
 Office Action dated Jun. 9, 2008, received in U.S. Appl. No. 11/322,547, 17 pages (Ording).
 Office Action dated Aug. 22, 2008, received in U.S. Appl. No. 11/322,547, 3 pages (Ording).
 Office Action dated Feb. 5, 2009, received in U.S. Appl. No. 11/322,547, 13 pages (Ording).
 Office Action dated Aug. 6, 2009, received in U.S. Appl. No. 11/322,547, 13 pages (Ording).
 Final Office Action dated May 28, 2010, received in U.S. Appl. No. 11/322,547, 16 pages (Ording).
 Notice of Allowance dated Aug. 6, 2010, received in U.S. Appl. No. 11/322,547, 14 pages (Ording).
 Office Action dated Jan. 8, 2010, received in Chinese Patent Application No. 200680052778.0, which corresponds to U.S. Appl. No. 11/322,547, 19 pages (Ording).
 Office Action dated Aug. 11, 2010, received in Chinese Application No. 200680052778.0, which corresponds to U.S. Appl. No. 11/322,547, 9 pages (Ording).
 Office Action dated May 6, 2011, received in Chinese Patent Application No. 201010516160.3, which corresponds to U.S. Appl. No. 11/322,547, 10 pages (Ording).
 Office Action dated Oct. 14, 2009, received in German Patent Application No. A116012WODE, which corresponds to U.S. Appl. No. 11/322,547, 9 pages (Ording).
 Office Action dated Apr. 21, 2009, received in the European Patent Application No. 06 846 477.5, which corresponds to U.S. Appl. No. 11/322,547, 6 pages (Ording).
 Office Action dated May 31, 2010, received in Korean Patent Application No. 10-2008-7017977, which corresponds to U.S. Appl. No. 11/322,547, 7 pages (Ording).
 Office Action dated Jan. 4, 2011, received in U.S. Appl. No. 11/770,720, 18 pages (Anzures).
 Notice of Allowance dated May 20, 2011, received in U.S. Appl. No. 11/770,720, 8 pages (Anzures).
 Office Action dated Oct. 25, 2010, received in Chinese Patent Application No. 200780040362.1, which corresponds to U.S. Appl. No. 11/770,720, 18 pages (Anzures).
 Office Action dated Jul. 21, 2011, received in Chinese Patent Application No. 200780040362.1, which corresponds to U.S. Appl. No. 11/770,720, 19 pages (Anzures).
 Summons to attend oral proceedings dated Nov. 24, 2010 received in European Patent Application No. 07 814 635.4, which corresponds to U.S. Appl. No. 11/770,720, 5 pages (Anzures).
 Decision to Grant dated Nov. 4, 2011, received in European Patent Application No. 2 069 895, which corresponds to U.S. Appl. No. 11/770,720, 1 page (Anzures).
 Office Action dated Jun. 6, 2011, received in Japanese Patent Application No. 2009 527504, which corresponds to U.S. Appl. No. 11/770,720, 4 pages (Anzures).
 Office Action dated Feb. 15, 2011, received in Korean Patent Application No. 10-2009-7007062, which corresponds to U.S. Appl. No. 11/770,720, 3 pages (Anzures).
 Office Action dated Oct. 5, 2011, received in U.S. Appl. No. 12/240,974, 38 pages (Gehani).
 Notice of Allowance dated May 3, 2012, received in U.S. Appl. No. 12/240,974, 13 pages (Gehani).
 Office Action dated Sep. 23, 2011, received in U.S. Appl. No. 12/566,638, 20 pages (Ording).
 Office Action dated May 7, 2012, received in U.S. Appl. No. 12/566,638, 15 pages (Ording).
 Office Action dated Apr. 23, 2012, received in Chinese Patent Application No. 201010292415.2, which corresponds to U.S. Appl. No. 12/567,717, 9 pages (Marr).
 Office Action dated May 23, 2012, received in U.S. Appl. No. 12/566,671, 24 pages (Chaudhri).
 Office Action dated Jun. 7, 2012, received in U.S. Appl. No. 12/566,673, 20 pages (Pisula).

(56)

References Cited

OTHER PUBLICATIONS

Office Action dated Aug. 15, 2013, received in European Patent Application No. 06 846 397.5, which corresponds to U.S. Appl. No. 11/322,553, 6 pages (Ording).

Office Action dated Aug. 15, 2013, received in European Patent Application No. 09 162 953.5, which corresponds to U.S. Appl. No. 11/322,553, 5 pages (Ording).

Office Action dated Feb. 6, 2013, received in Canadian Patent Application No. 2,661,856, which corresponds to U.S. Appl. No. 11/770,720, 2 pages (Anzures).

Office Action dated Jun. 18, 2013, received in Japanese Patent Application No. 2012-500842, which corresponds to U.S. Appl. No. 12/566,669, 2 pages (Chaudhri).

Office Action dated Apr. 26, 2013, received in Korean Patent Application No. 10-2011-7024312, which corresponds to U.S. Appl. No. 12/566,669, 4 pages (Chaudhri).

Office Action dated Oct. 2, 2013, received in U.S. Appl. No. 12/566,638, 21 pages (Ording).

Notice of Allowance dated Aug. 28, 2013, received in U.S. Appl. No. 12/567,717, 10 pages (Marr).

Notice of Allowance dated Jun. 24, 2013, received in U.S. Appl. No. 12/566,672, 11 pages (Chaudhri).

Office Action dated Sep. 13, 2013, received in U.S. Appl. No. 12/566,673, 20 pages (Pisula).

Office Action dated Jun. 14, 2013, received in Australian Patent Application No. 2010339638, which corresponds to U.S. Appl. No. 12/788,279, 4 pages (Chaudhri).

Office Action dated Oct. 8, 2013, received in Korean Patent Application No. 10 2012 7020511, which corresponds to U.S. Appl. No. 12/788,279, 1 page (Chaudhri).

Final Office Action dated Jun. 27, 2013, received in U.S. Appl. No. 12/891,705, 16 pages (Ording).

Aliakseyeu et al., "Multi-flick: An Evaluation of Flick-Based Scrolling Techniques for Pen Interfaces," CHI 2008, Apr. 5-10, 2008, Florence, Italy, 10 pages.

Apple Computer, Inc., "Slider Programming Topics for Cocoa," Apple Computer, Inc. Oct. 3, 2006, 16 pages.

Haller, B., "Circular Slider 1.3: A reusable Cocoa control," Stick Software, Apr. 2002, <http://www.sticksoftware.com/software/CircularSlider.html>, 3 pages.

Haller, B., "SSCircularSlider," Stick Software, Aug. 29, 2002, <http://www.sticksoftware.com/software/CircularSlider/doc.html>, 13 pages.

Hürst et al., "An Elastic Audio Slider for Interactive Speech Skimming," NordiCHI '04 Proceedings of the third Nordic conference on Human-computer interaction, Oct. 26-27, 2004, Tampere, Finland, 4 pages.

Hürst et al., "Audio-Visual Data Skimming for E-Learning Applications," HCI 2005 Proceedings, vol. 2, Jul. 22-27, 2005, 4 pages.

Hürst et al., "Forward and Backward Speech Skimming with the Elastic Audio Slider," HCI 2005 Proceedings, Jul. 22-27, 2005, 16 pages.

Hürst et al., "Interactive Manipulation of Replay Speed While Listening to Speech Recordings," Multimedia '04 Proceedings of the 12th annual ACM international conference on Multimedia, Oct. 10-16, 2004, New York, New York, 4 pages.

Masui et al., "Elastic Graphical Interfaces for Precise Data Manipulation," ACM Conference on Human Factors in Computing Systems (CHI '95), Apr. 1995, Conference Companion, ACM press, pp. 143-144.

Wikipedia, "Aqua (user interface)," Wikipedia, the free encyclopedia, updated Nov. 18, 2009, [http://en.wikipedia.org/wiki/Aqua_\(user_interface\)](http://en.wikipedia.org/wiki/Aqua_(user_interface)), 8 pages.

European Search Report dated Mar. 1, 2013, received in European Patent Application No. 10176624.4, which corresponds to U.S. Appl. No. 12/567,717, 7 pages (Marr).

Final Office Action dated Nov. 21, 2012, received in U.S. Appl. No. 12/566,638, 23 pages (Ording).

Notice of Allowance dated May 2, 2013, received in U.S. Appl. No. 12/567,717, 17 pages (Marr).

Office Action dated Mar. 4, 2013, received in Chinese Patent Application No. 201010292415.2, which corresponds to U.S. Appl. No. 12/567,717, 12 pages (Marr).

Final Office Action dated Dec. 20, 2012, received in U.S. Appl. No. 12/566,671, 28 pages (Chaudhri).

Notice of Allowance dated Apr. 12, 2013, received in U.S. Appl. No. 12/566,671, 11 pages (Chaudhri).

Office Action dated Nov. 8, 2012, received in U.S. Appl. No. 12/566,672, 11/ pages (Chaudhri).

Notice of Allowance dated Mar. 1, 2013, received in U.S. Appl. No. 12/566,672, 16 pages (Chaudhri).

Final Office Action dated Jan. 17, 2013, received in U.S. Appl. No. 12/566,673, 30 pages (Pisula).

Final Office Action dated Apr. 9, 2013, received in U.S. Appl. No. 12/788,279, 16 pages (Chaudhri).

Office Action dated Mar. 13, 2013, received in U.S. Appl. No. 12/991,705, 16 pages (Ording).

Office Action dated Oct. 31, 2013, received in Chinese Patent Application No. 201010292415.2, which corresponds to U.S. Appl. No. 12/567,717, 3 pages (Marr).

* cited by examiner

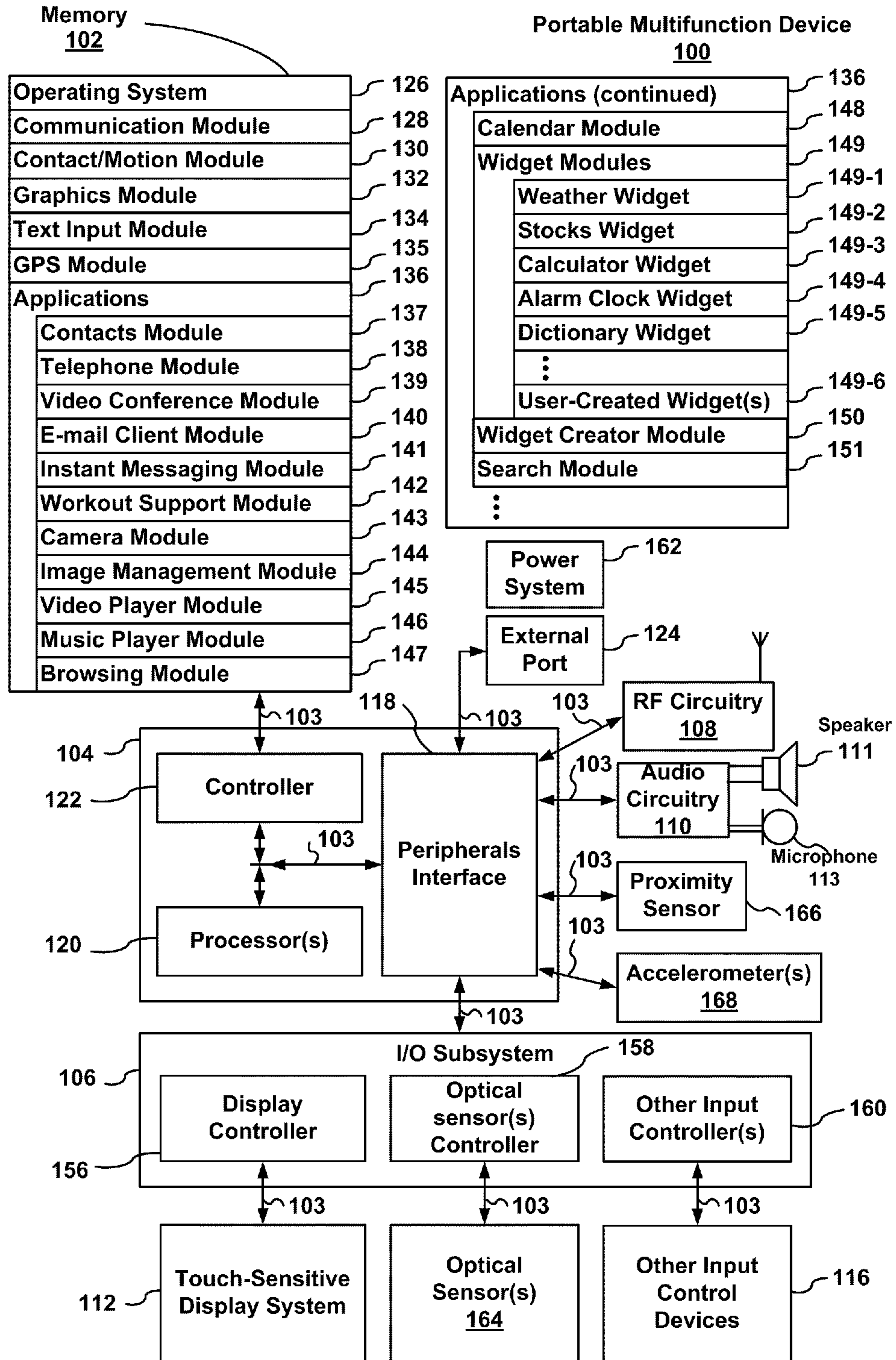


Figure 1A

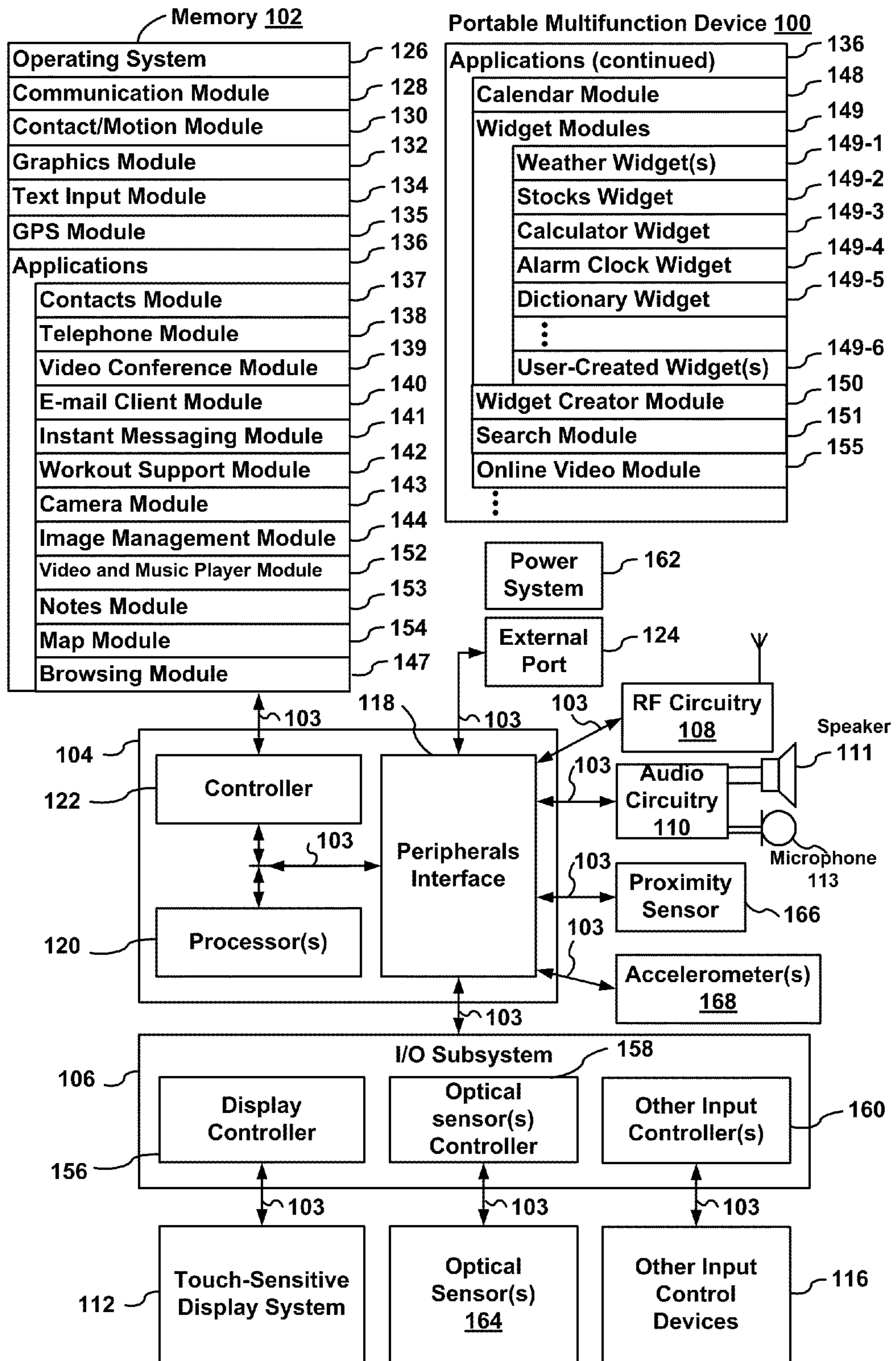


Figure 1B

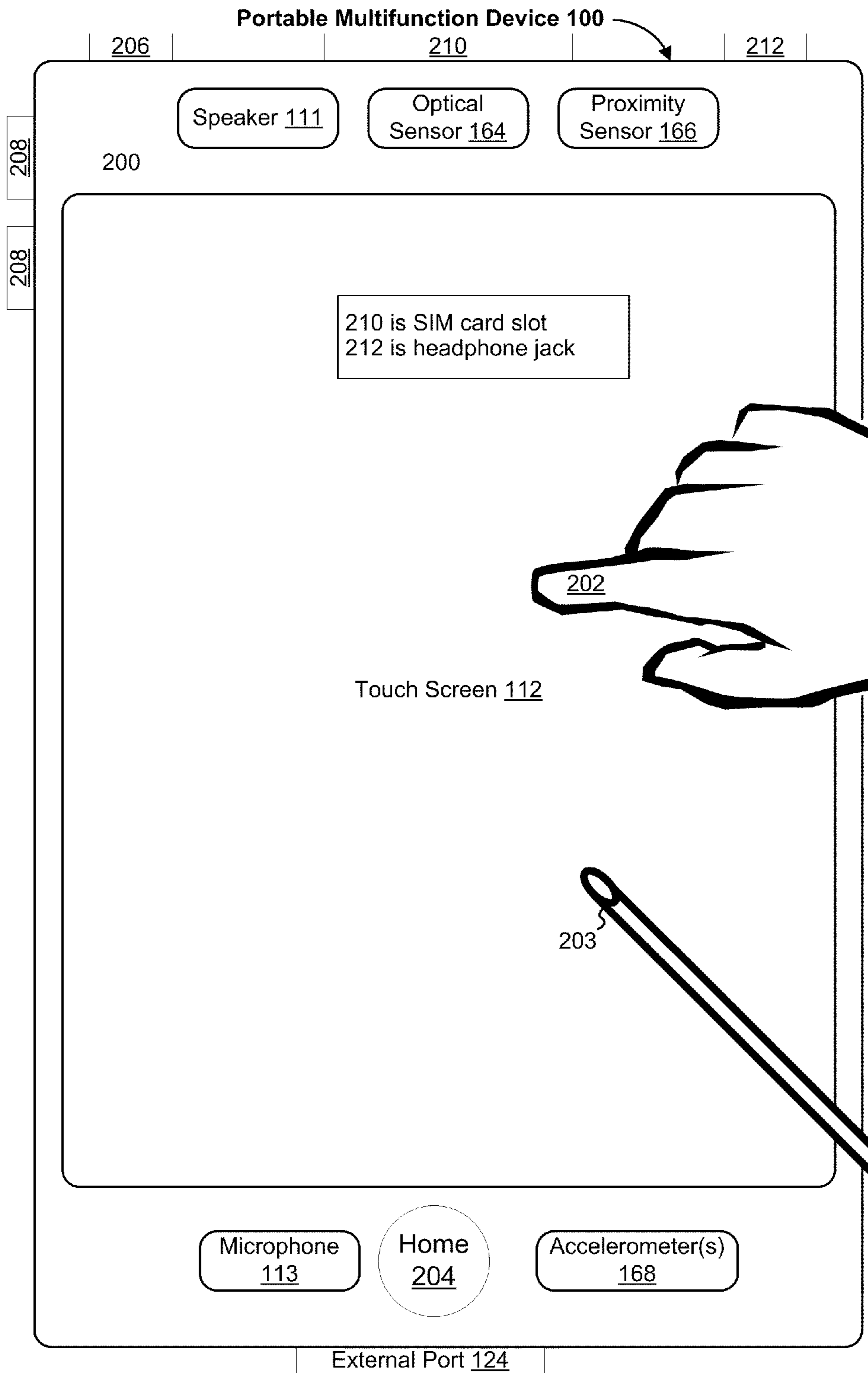


Figure 2

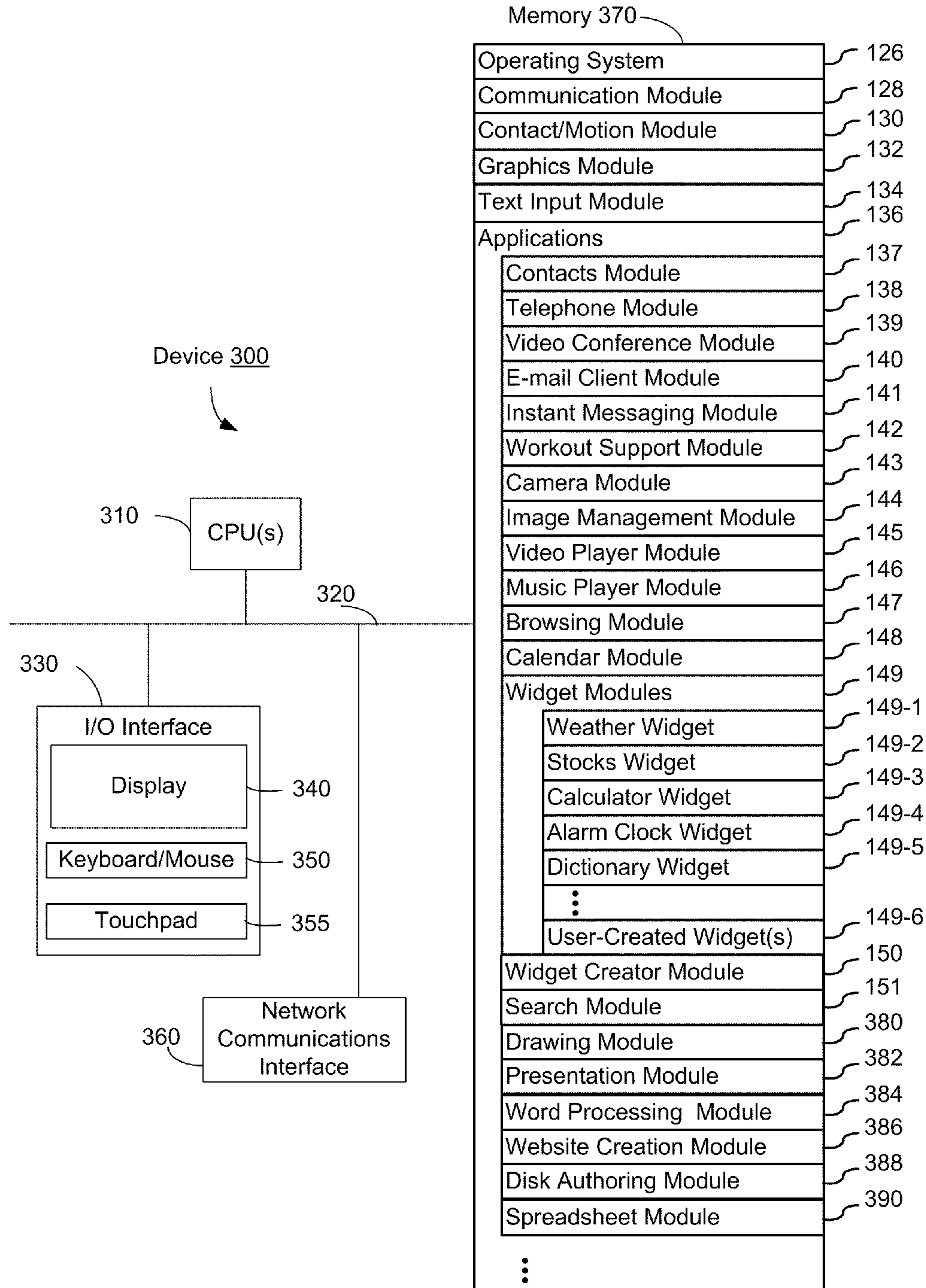


Figure 3

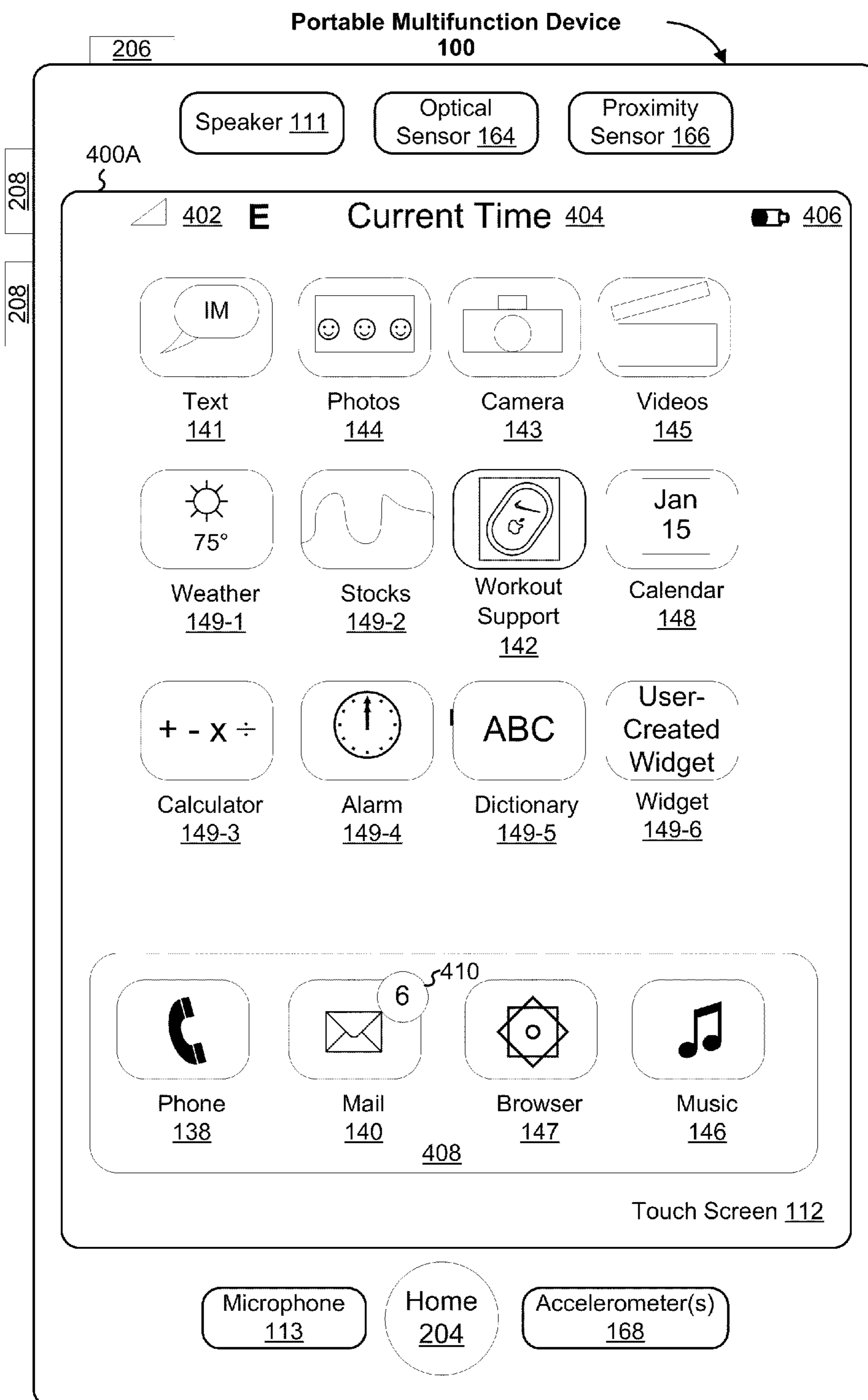


Figure 4A

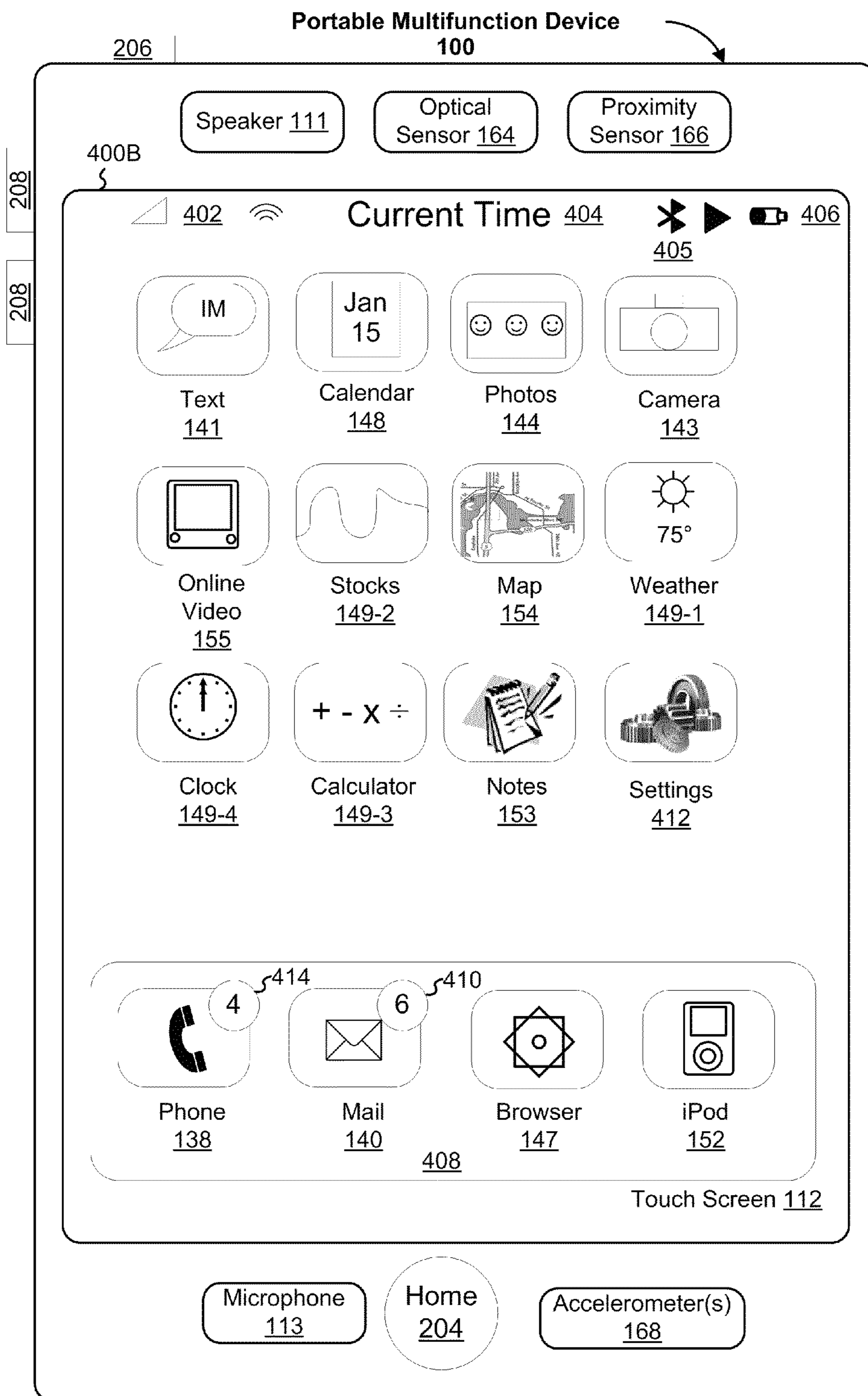


Figure 4B

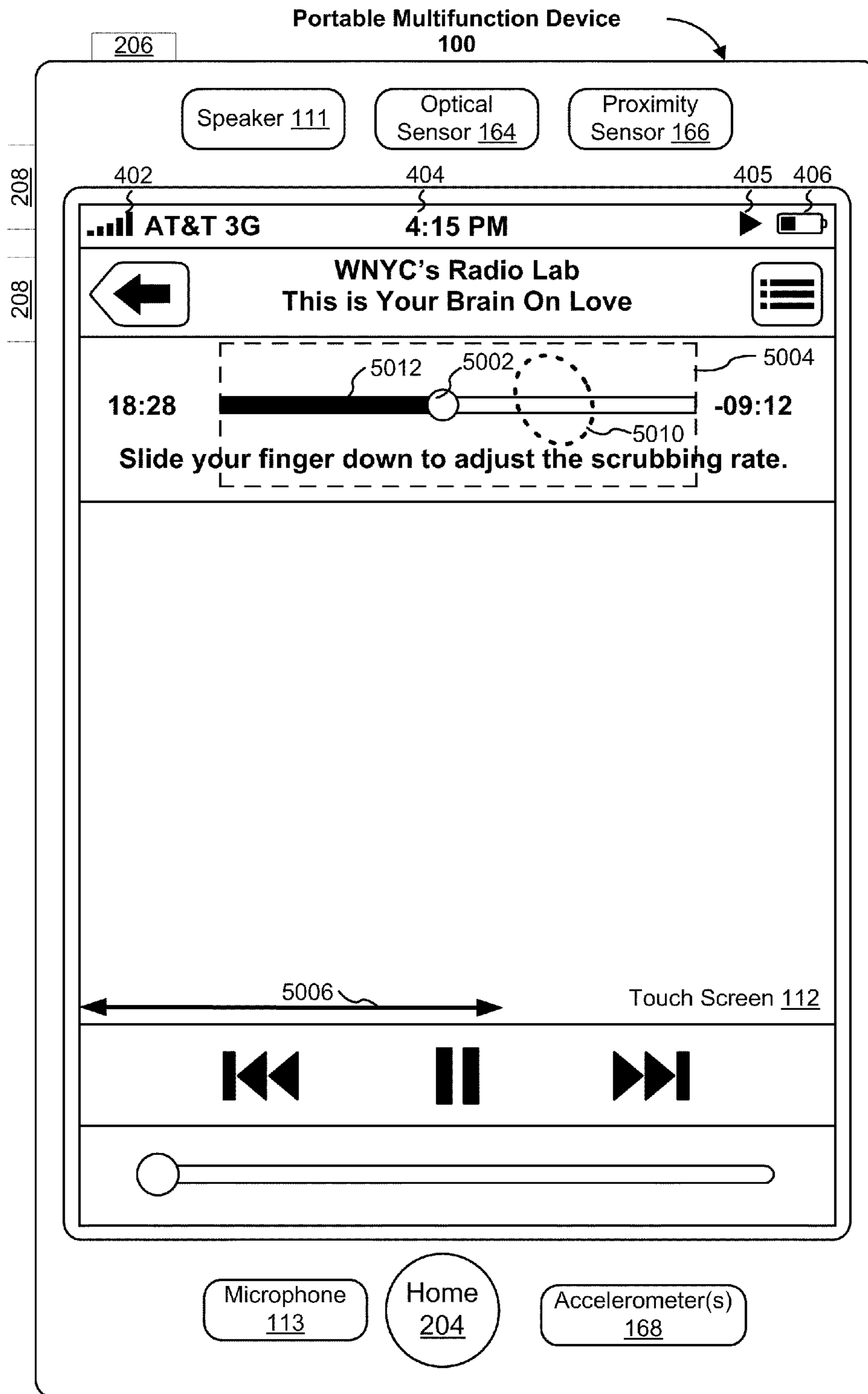


Figure 5A

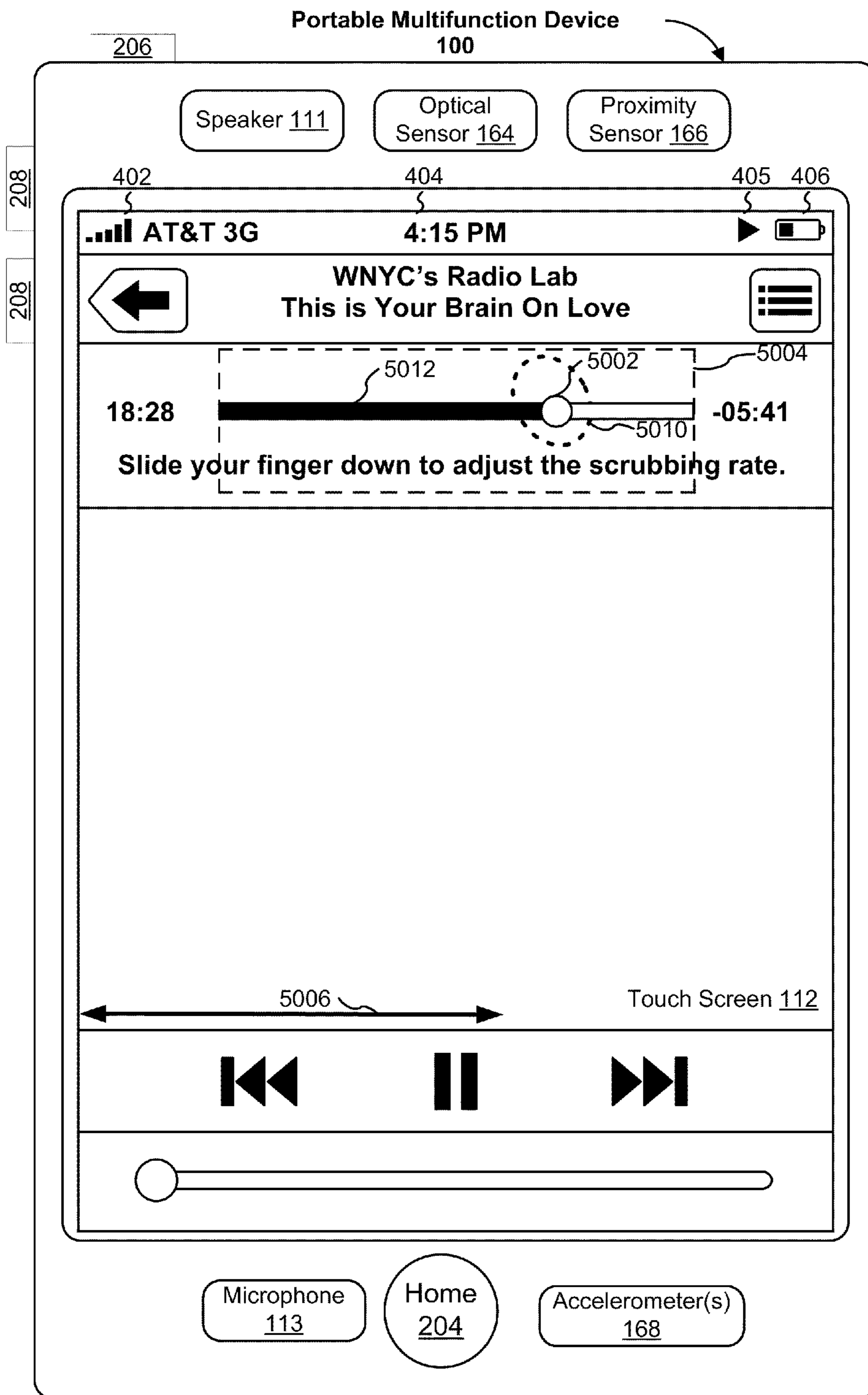


Figure 5B

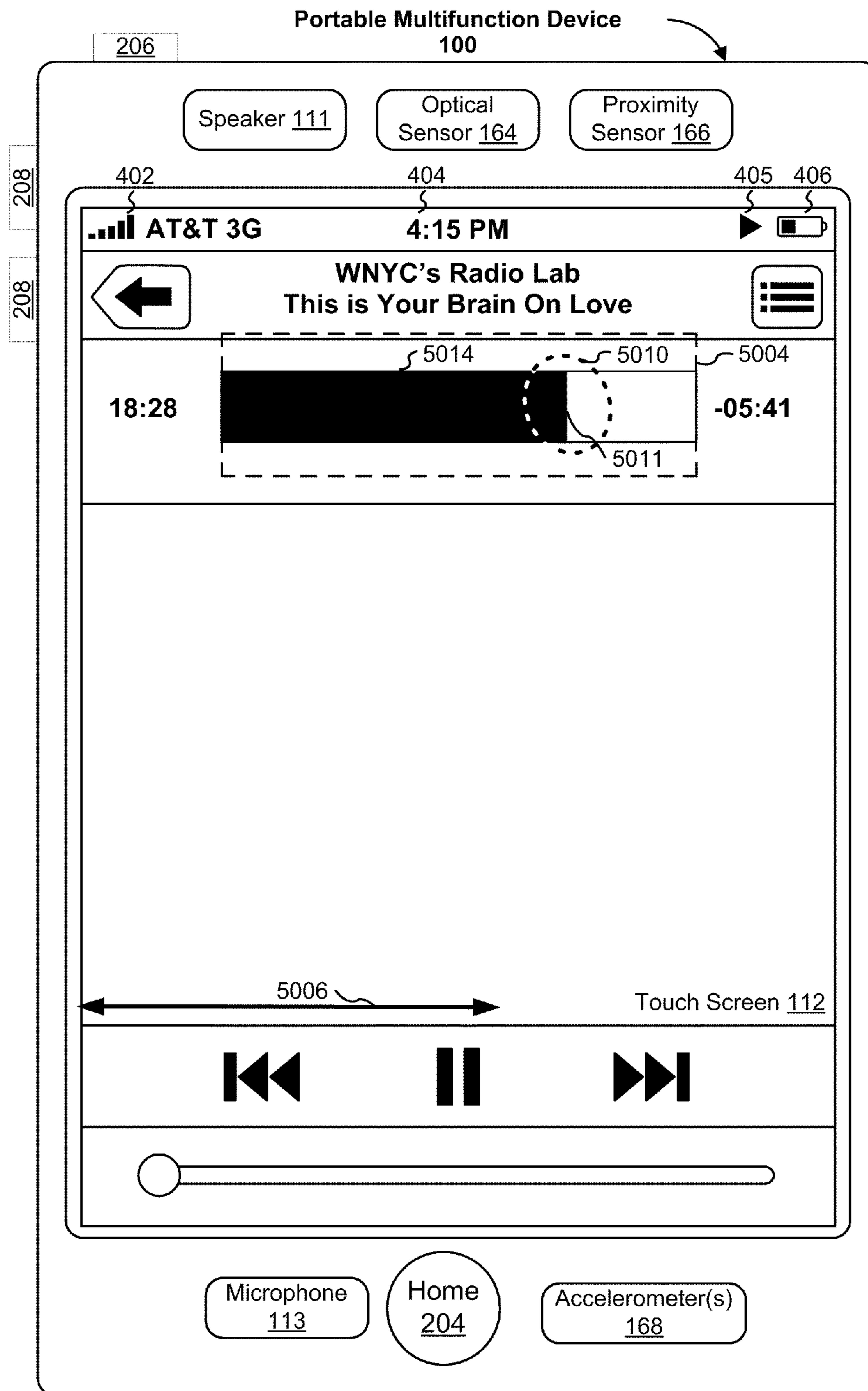


Figure 5C

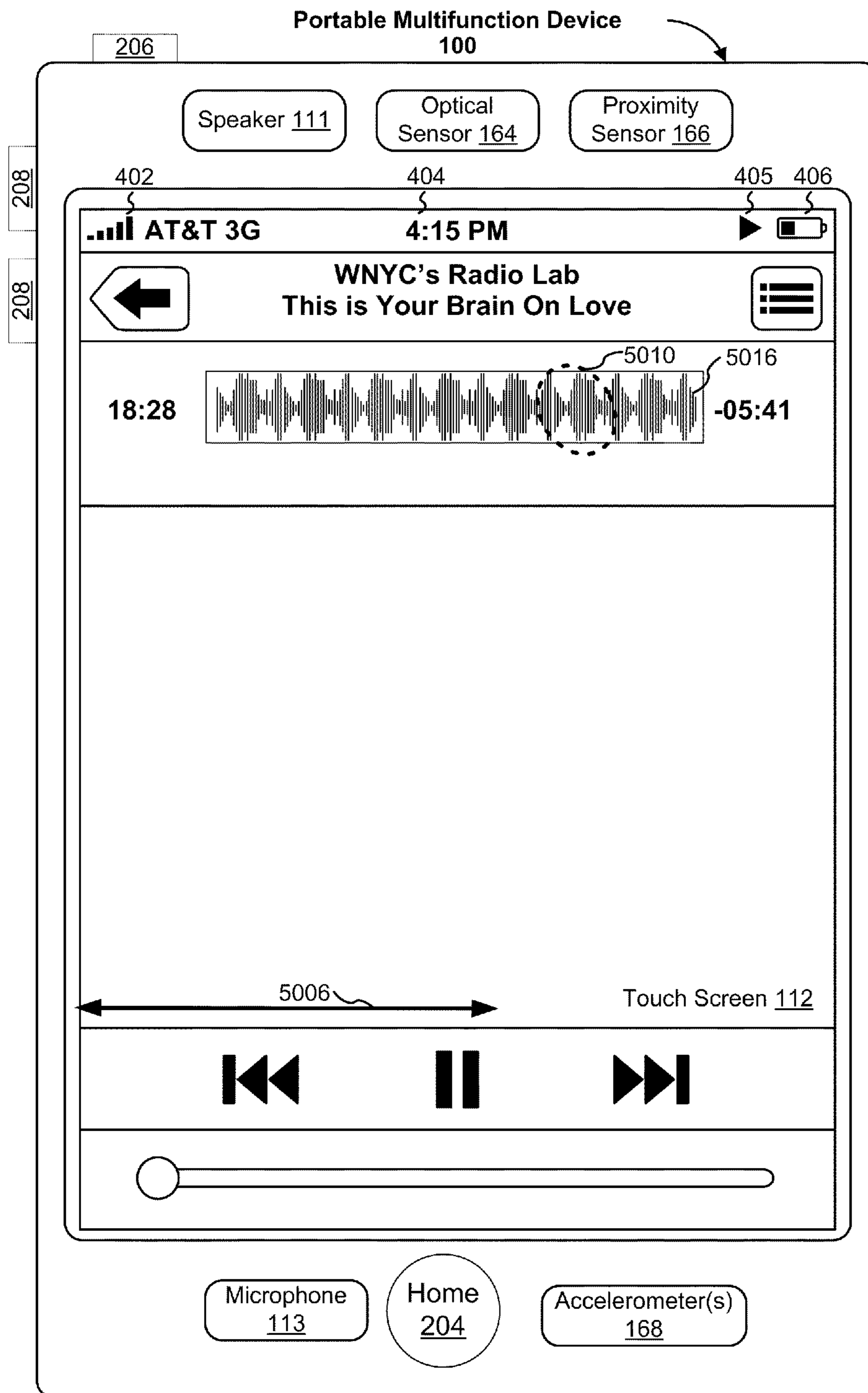


Figure 5D

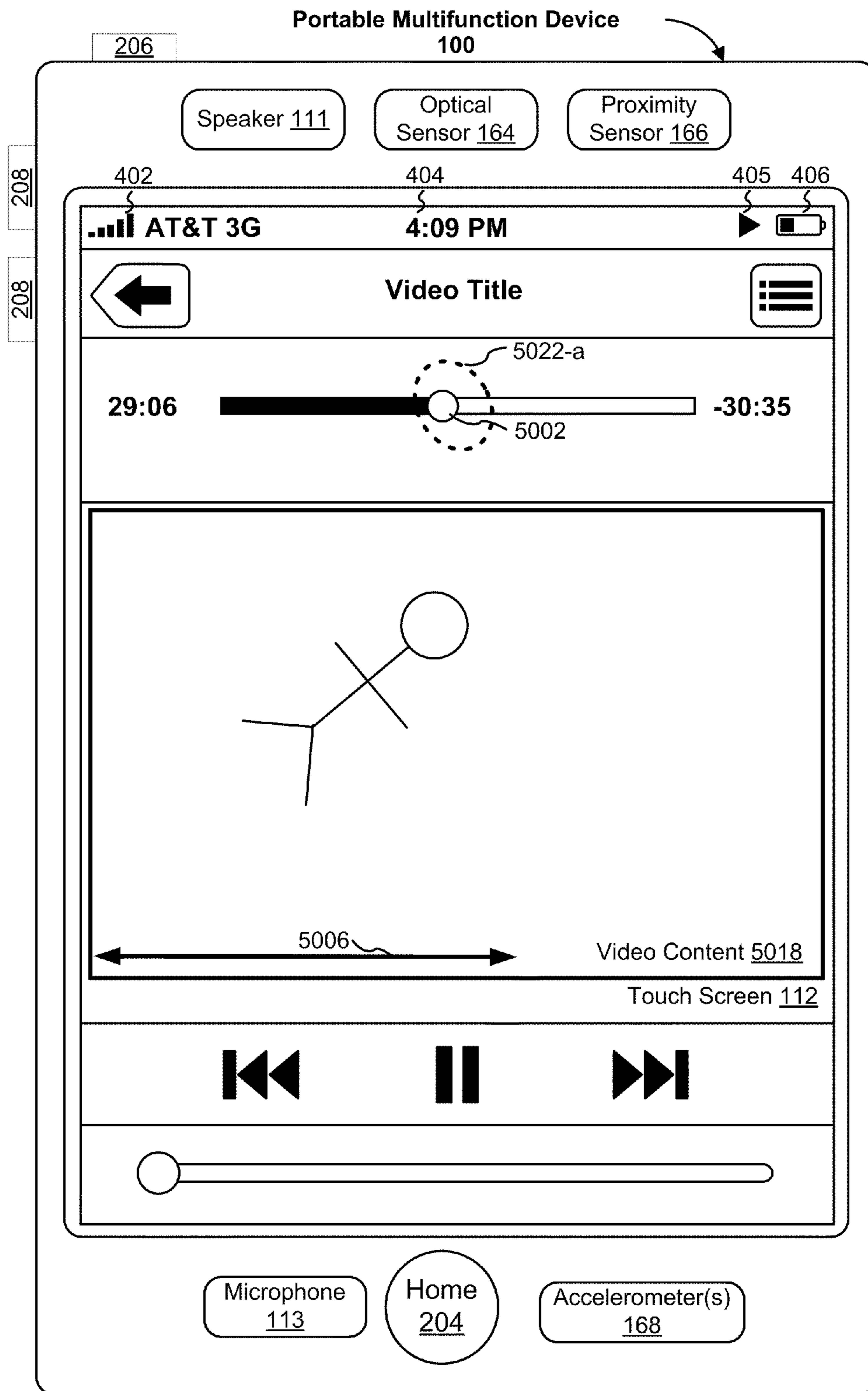


Figure 5E

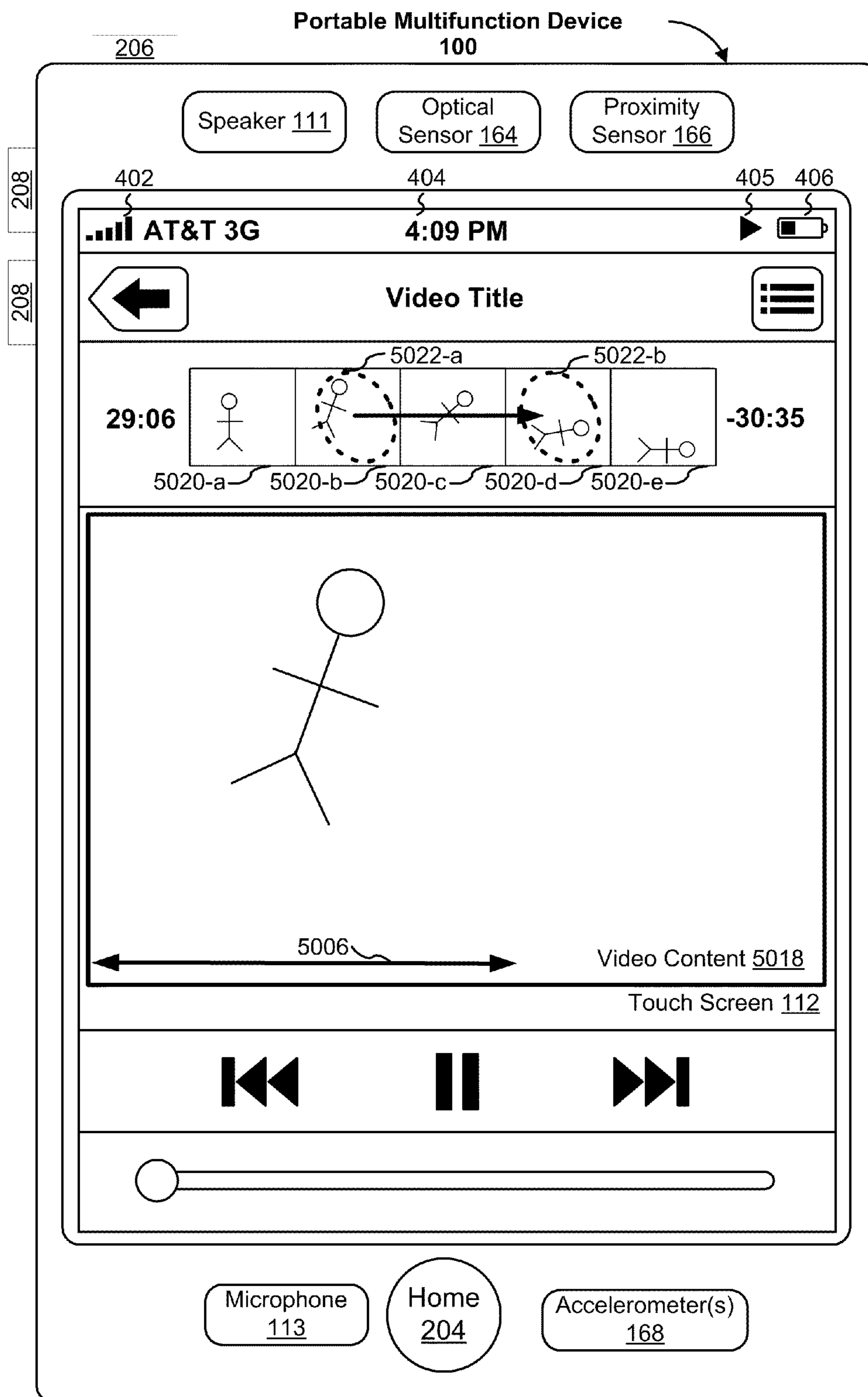


Figure 5F

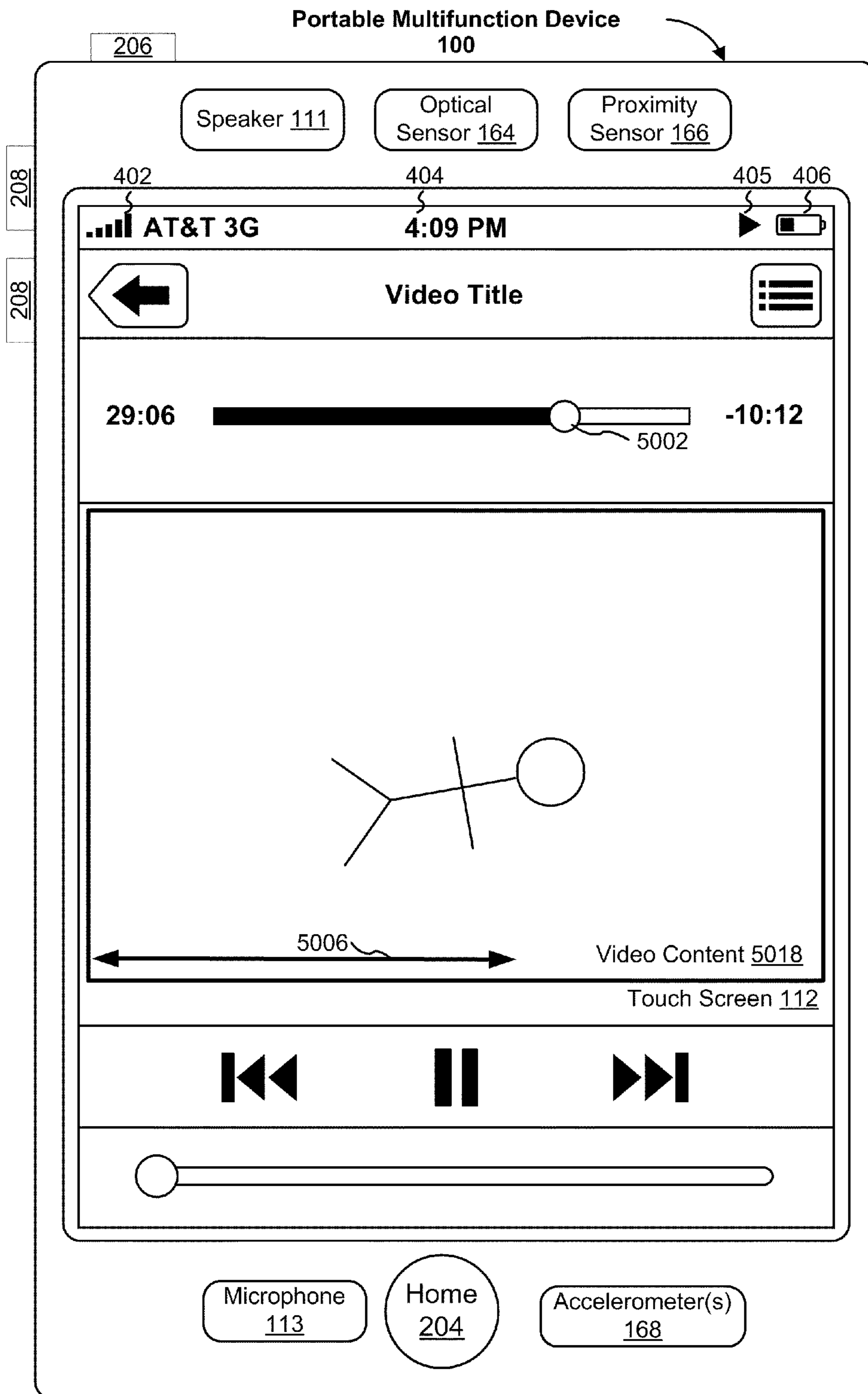


Figure 5G

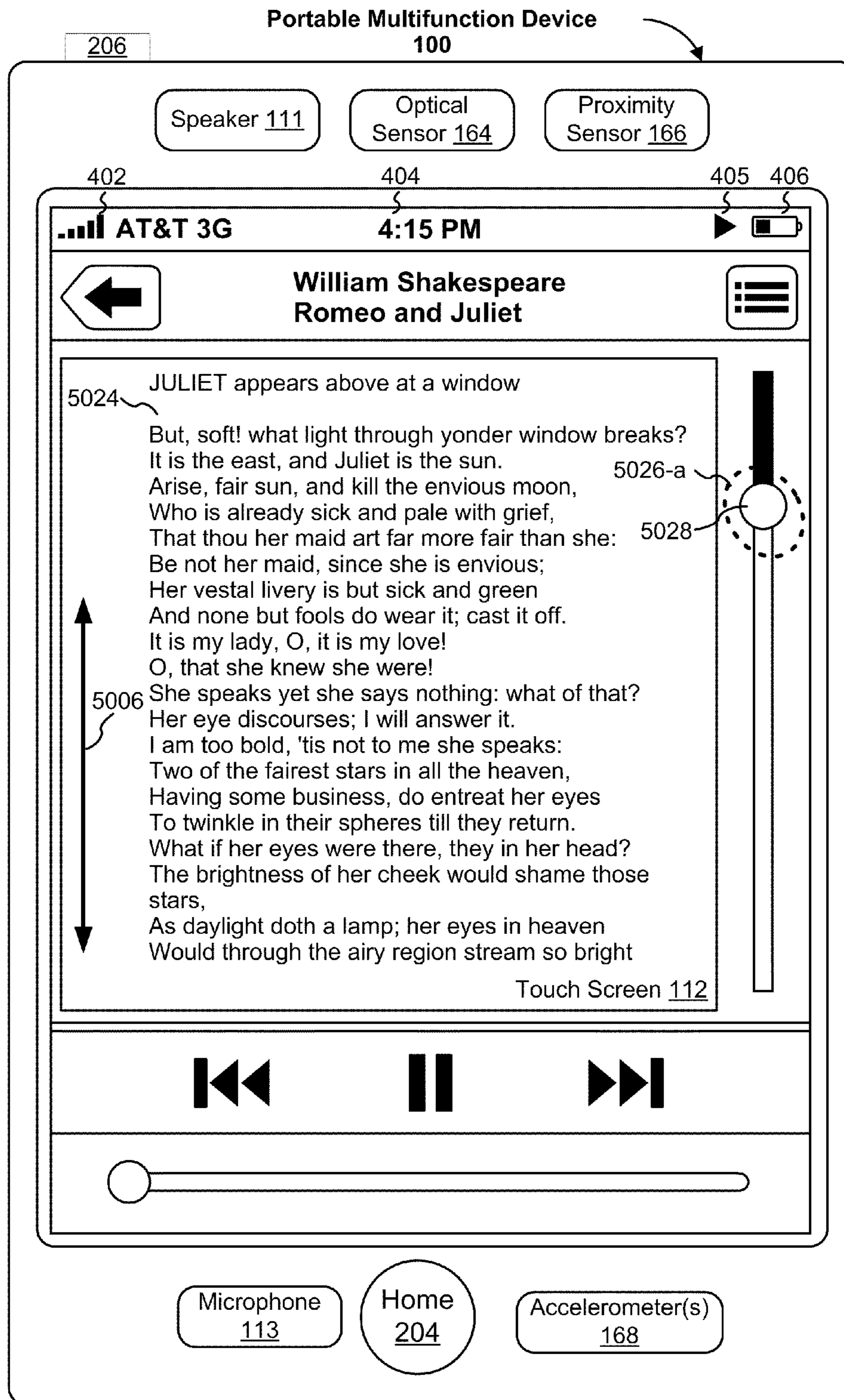


Figure 5H

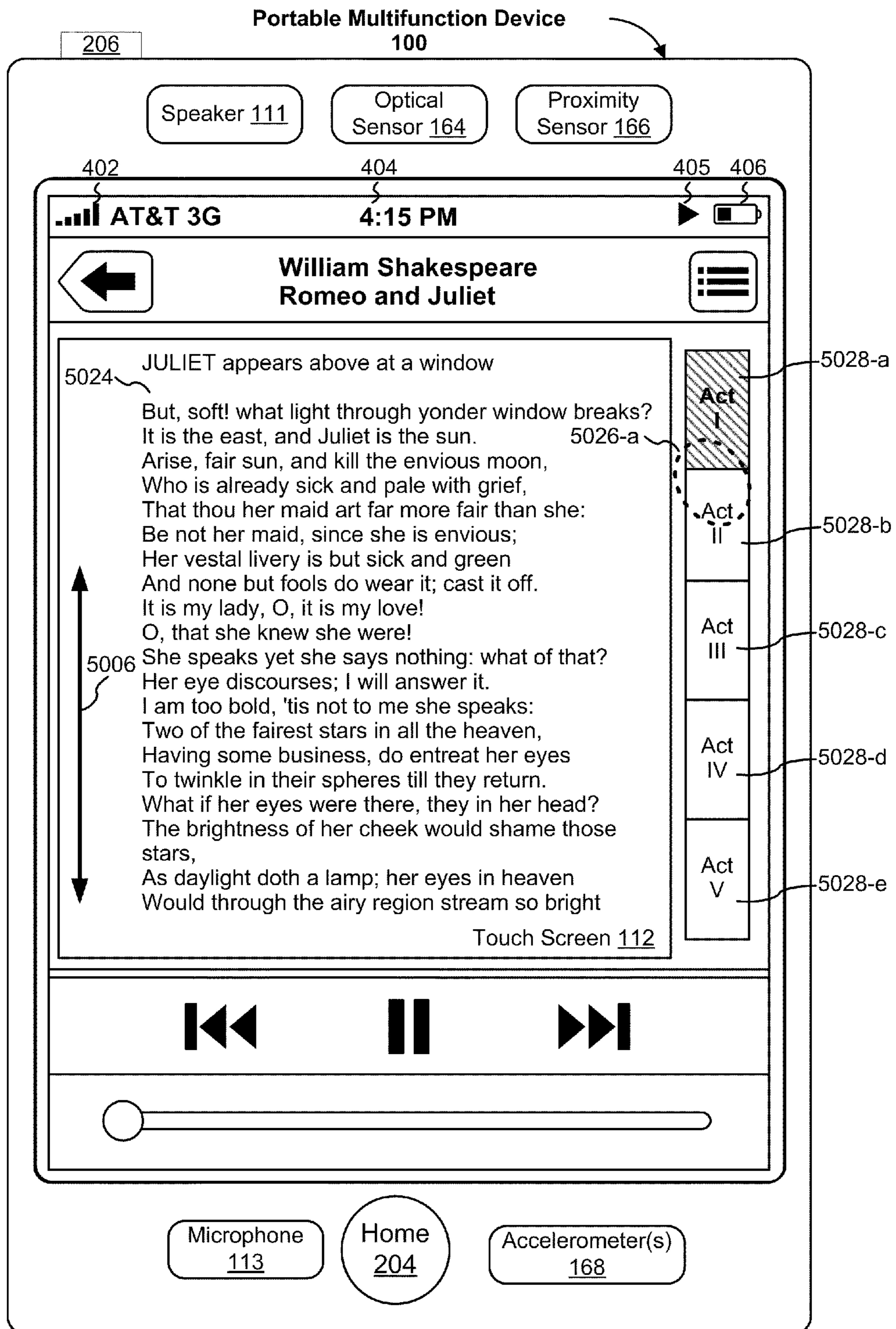


Figure 5I

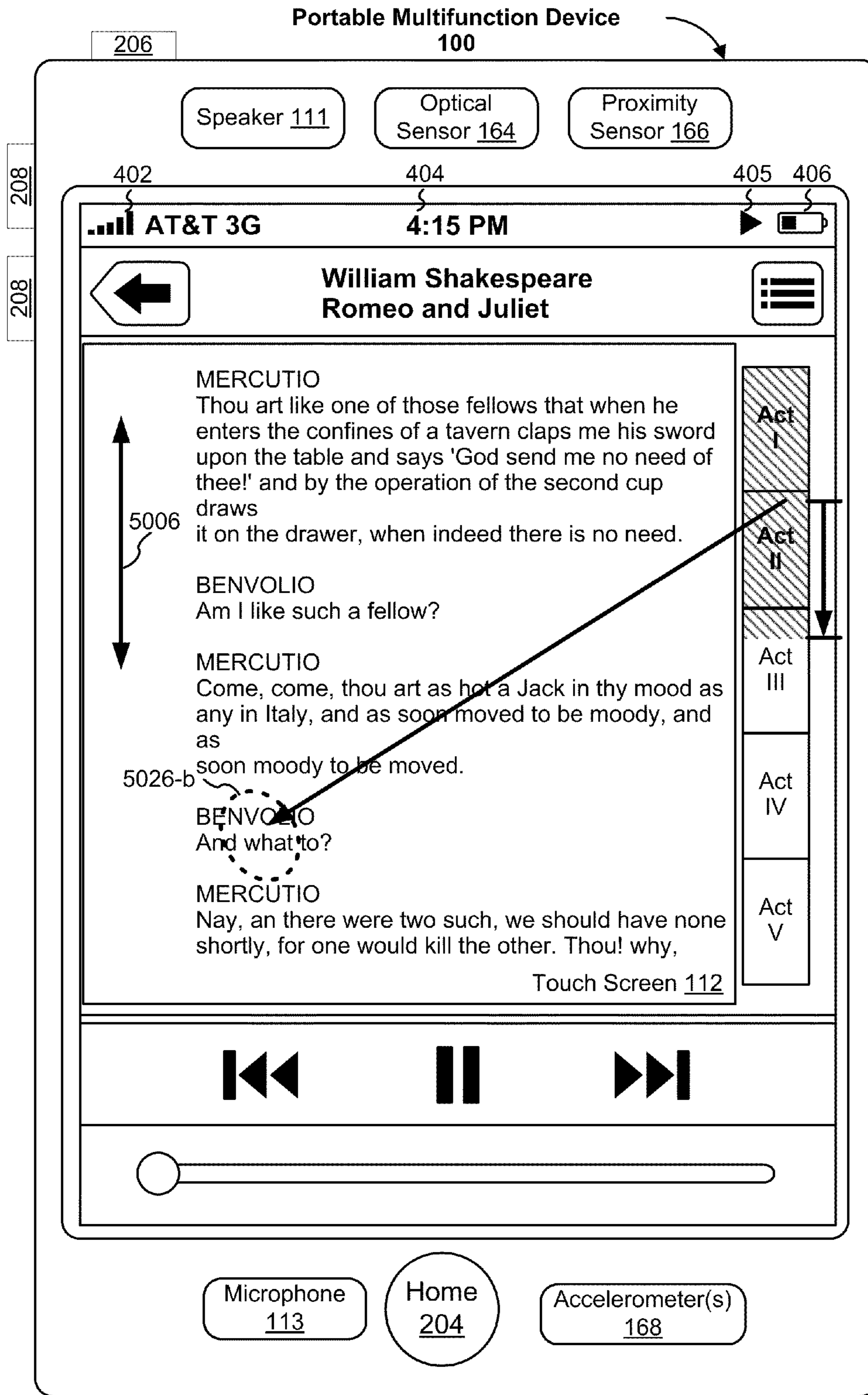


Figure 5J

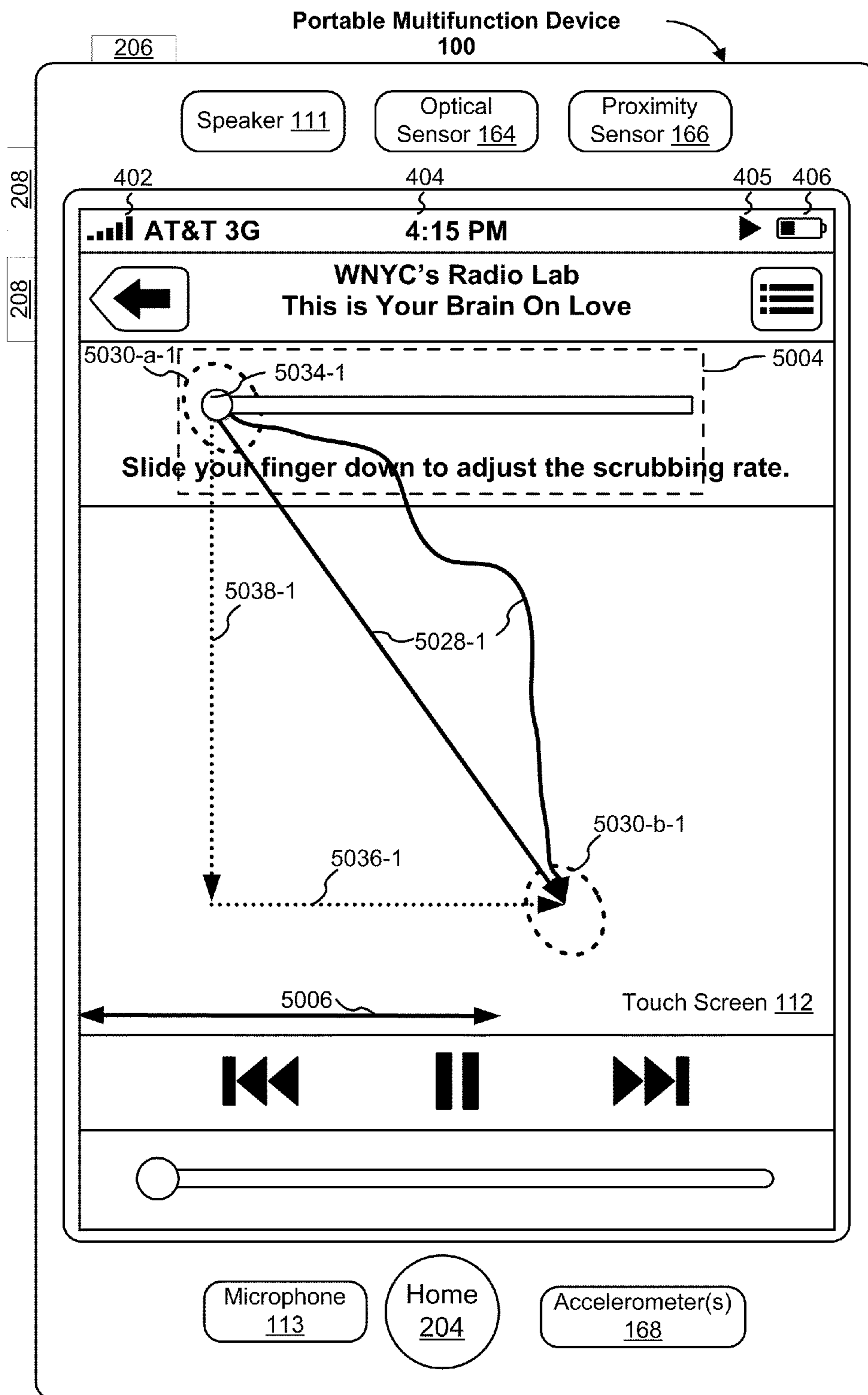


Figure 5K

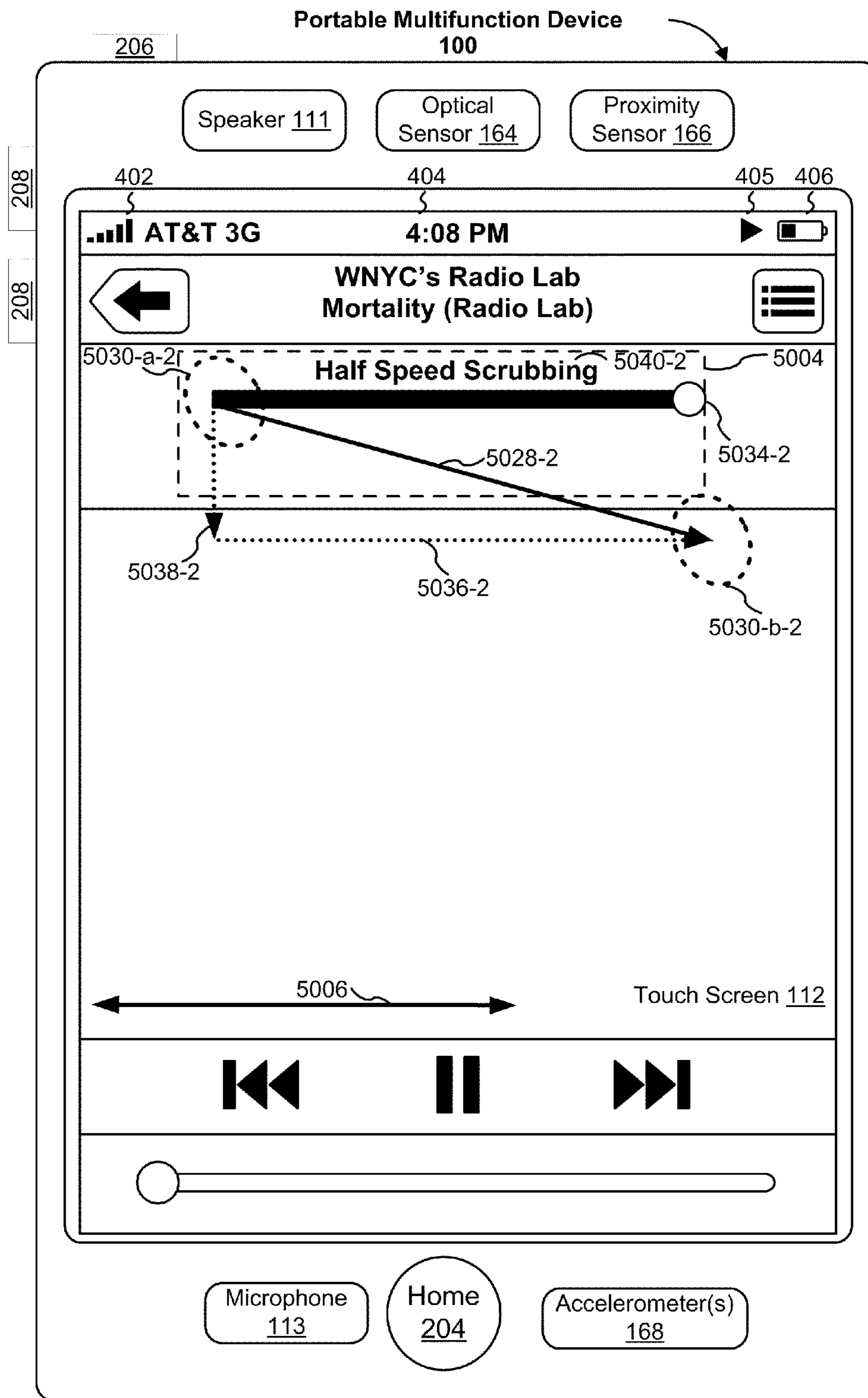


Figure 5L

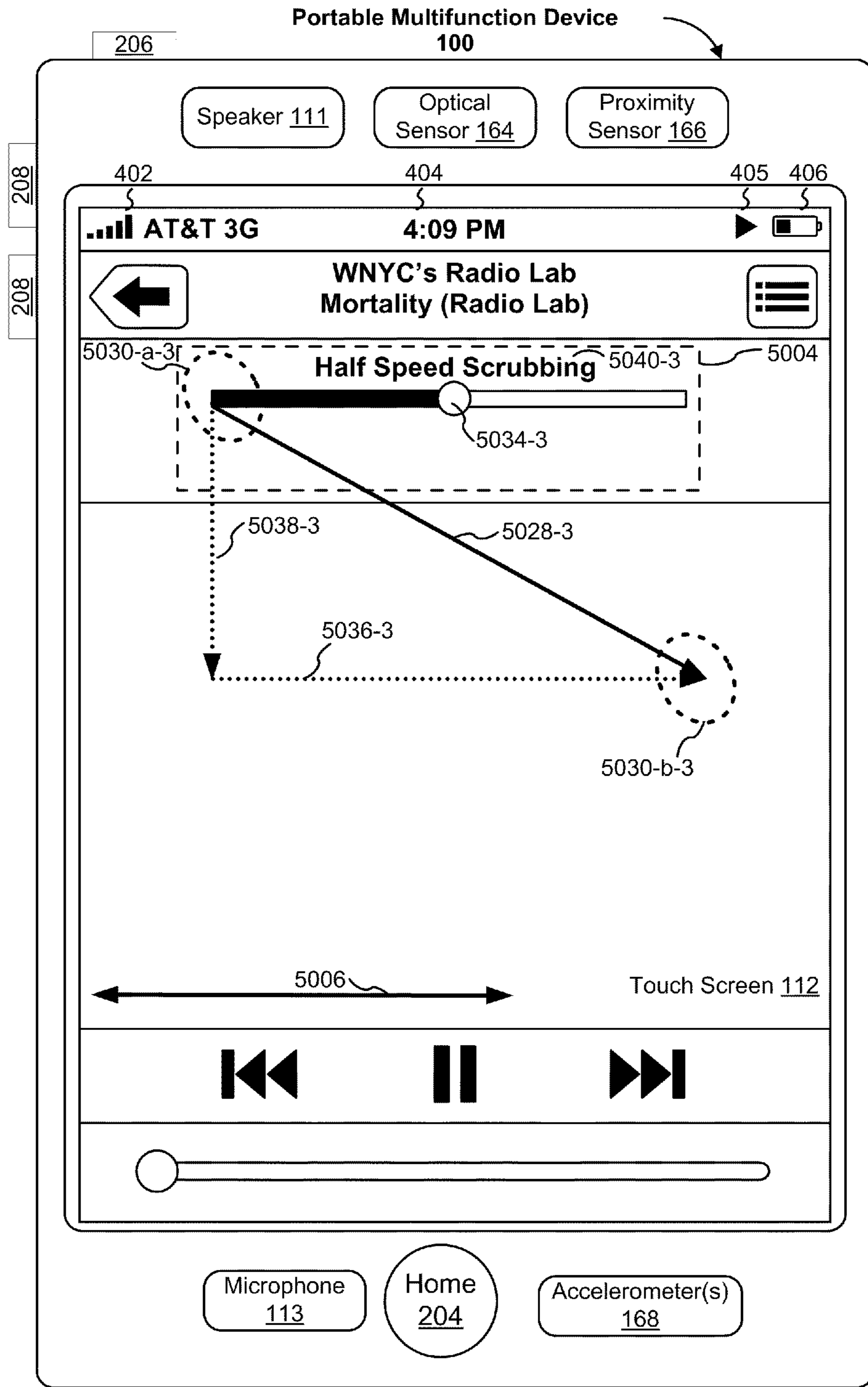


Figure 5M

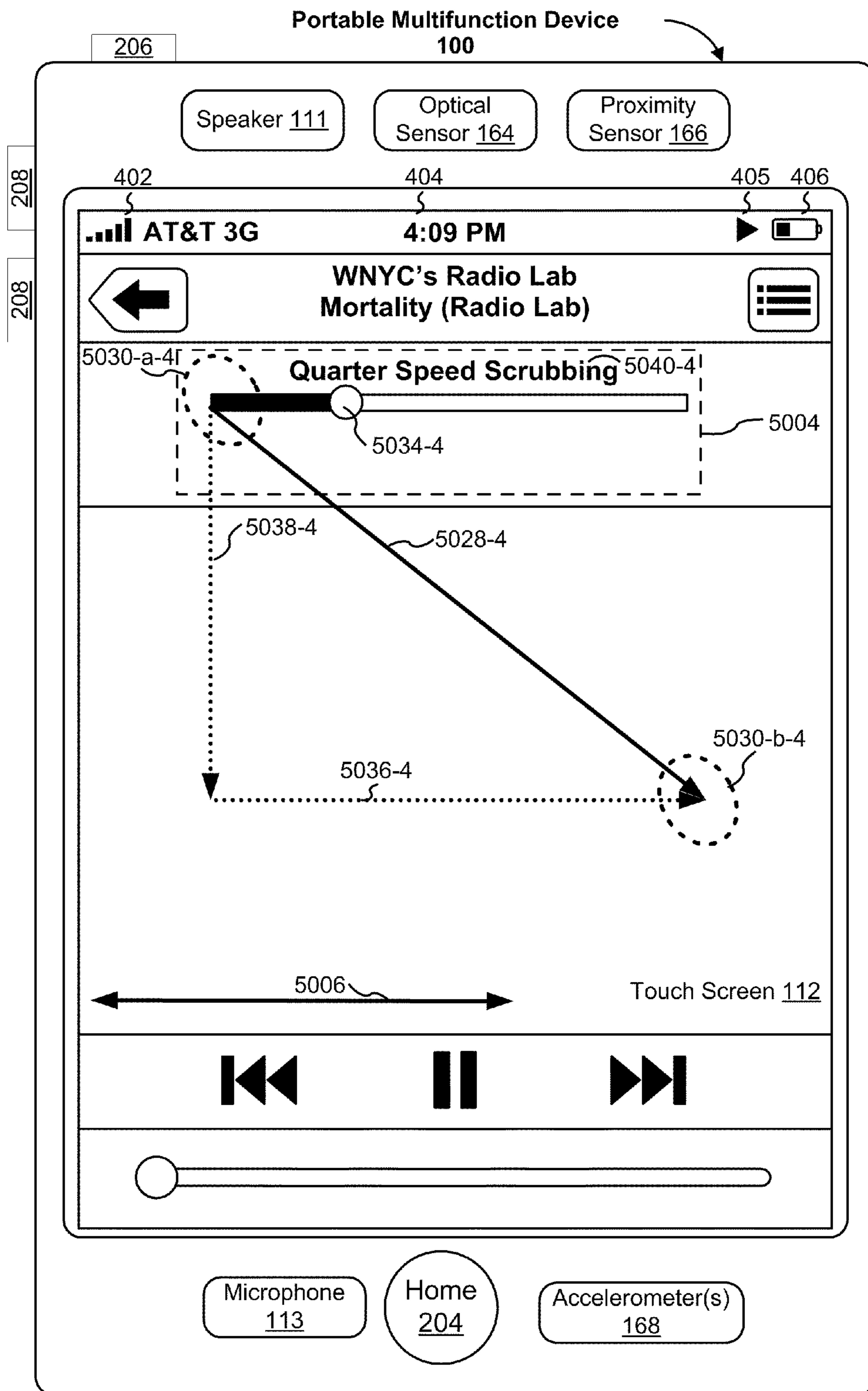


Figure 5N

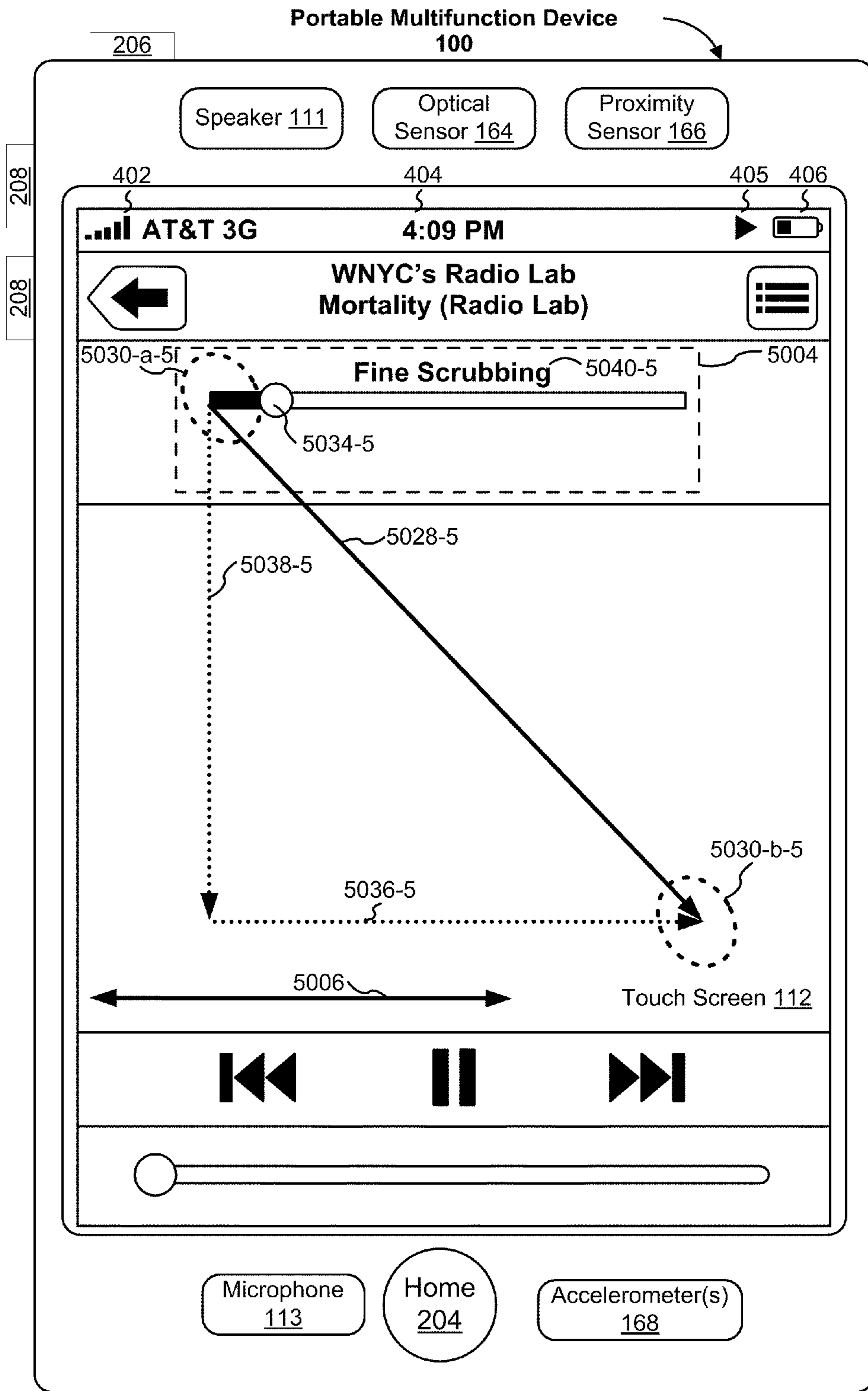


Figure 50

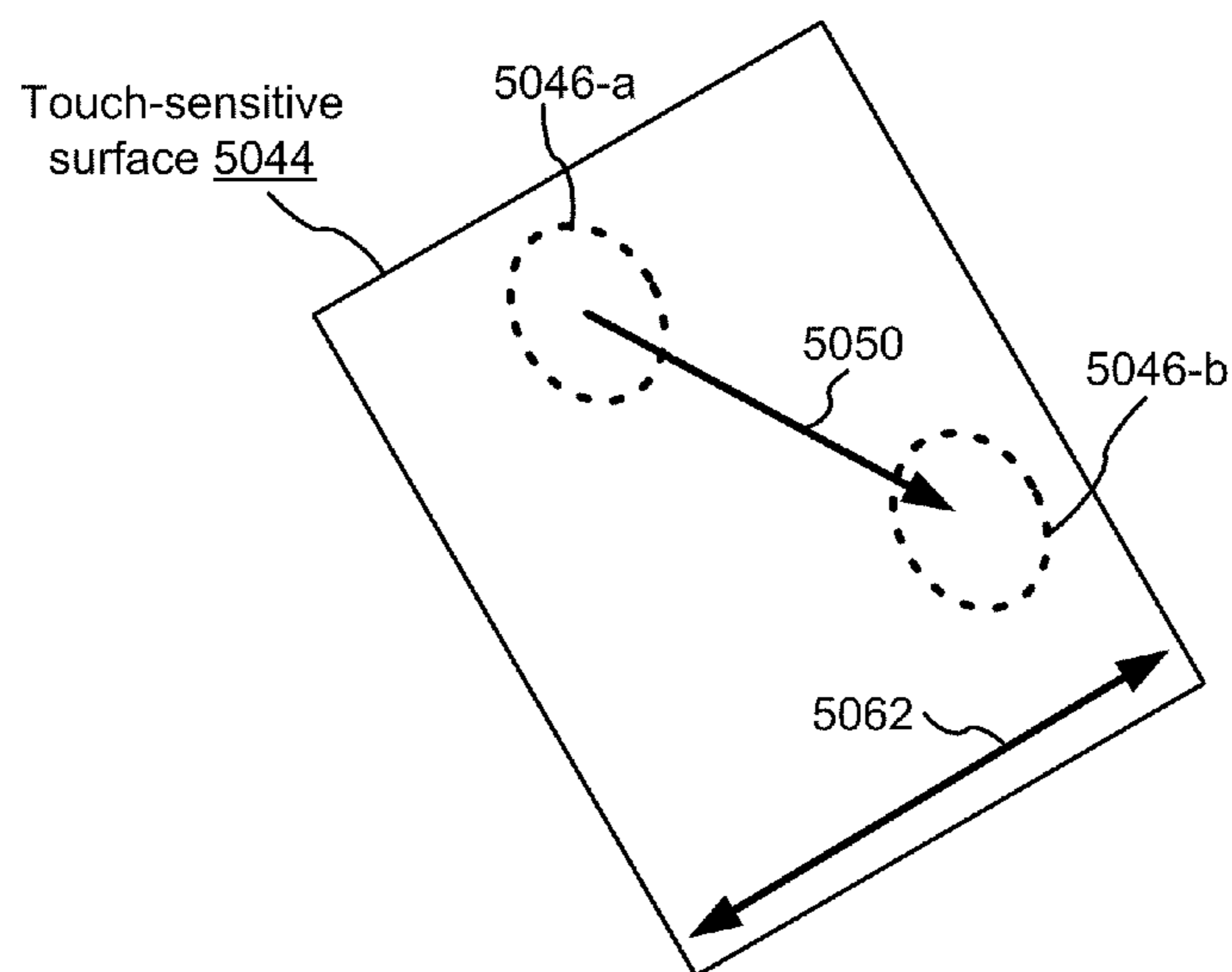
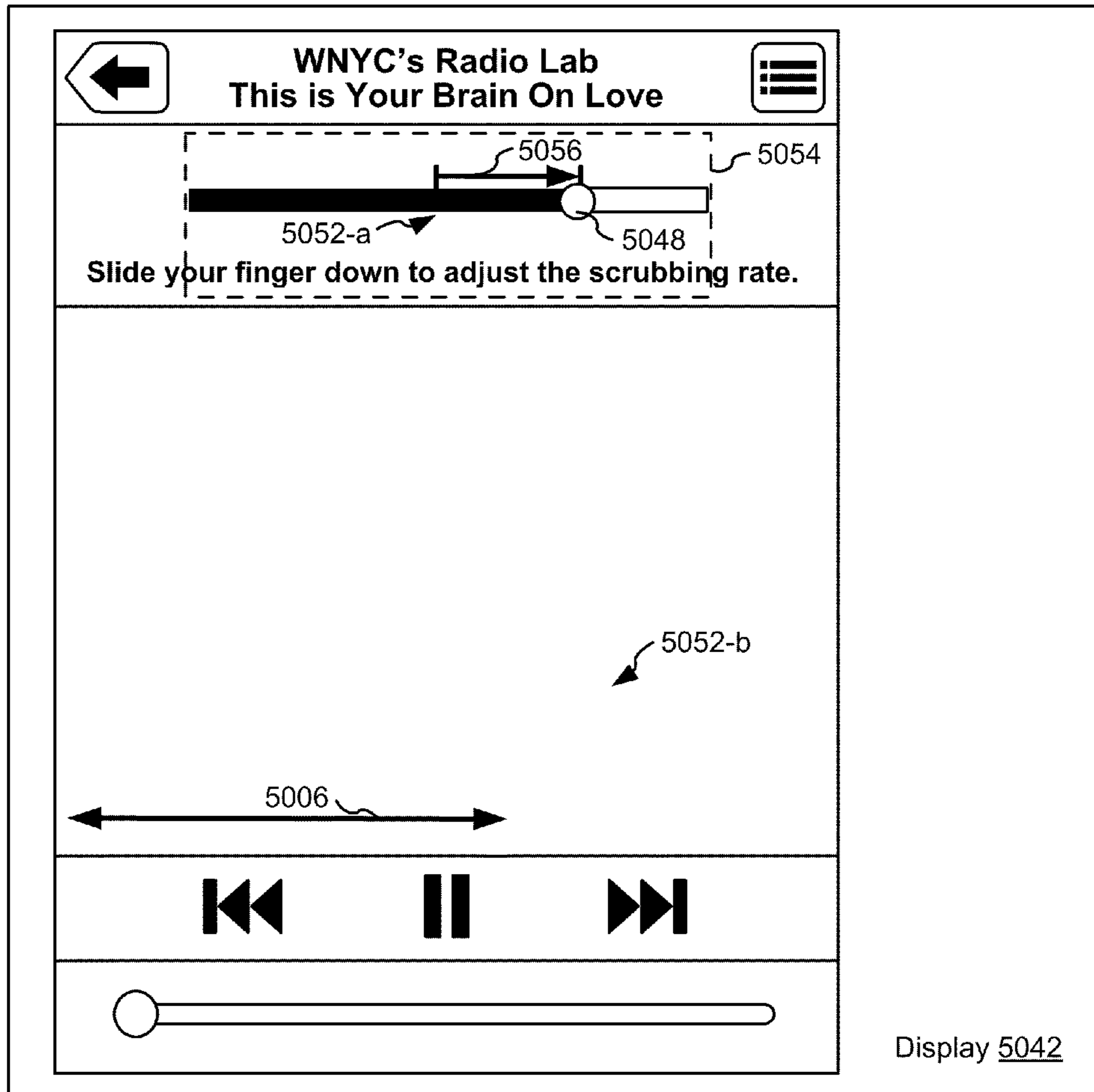


Figure 5P

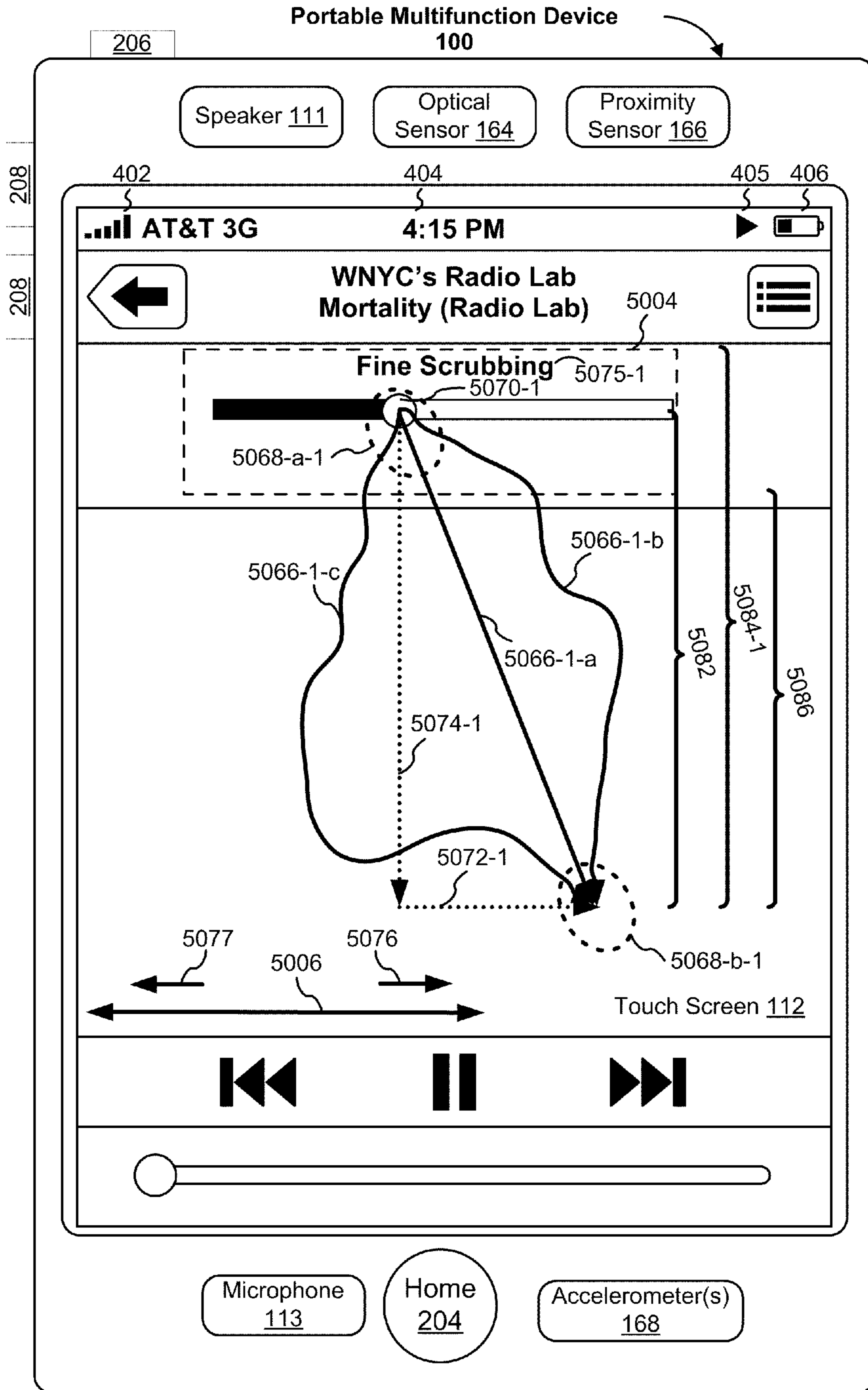


Figure 5Q

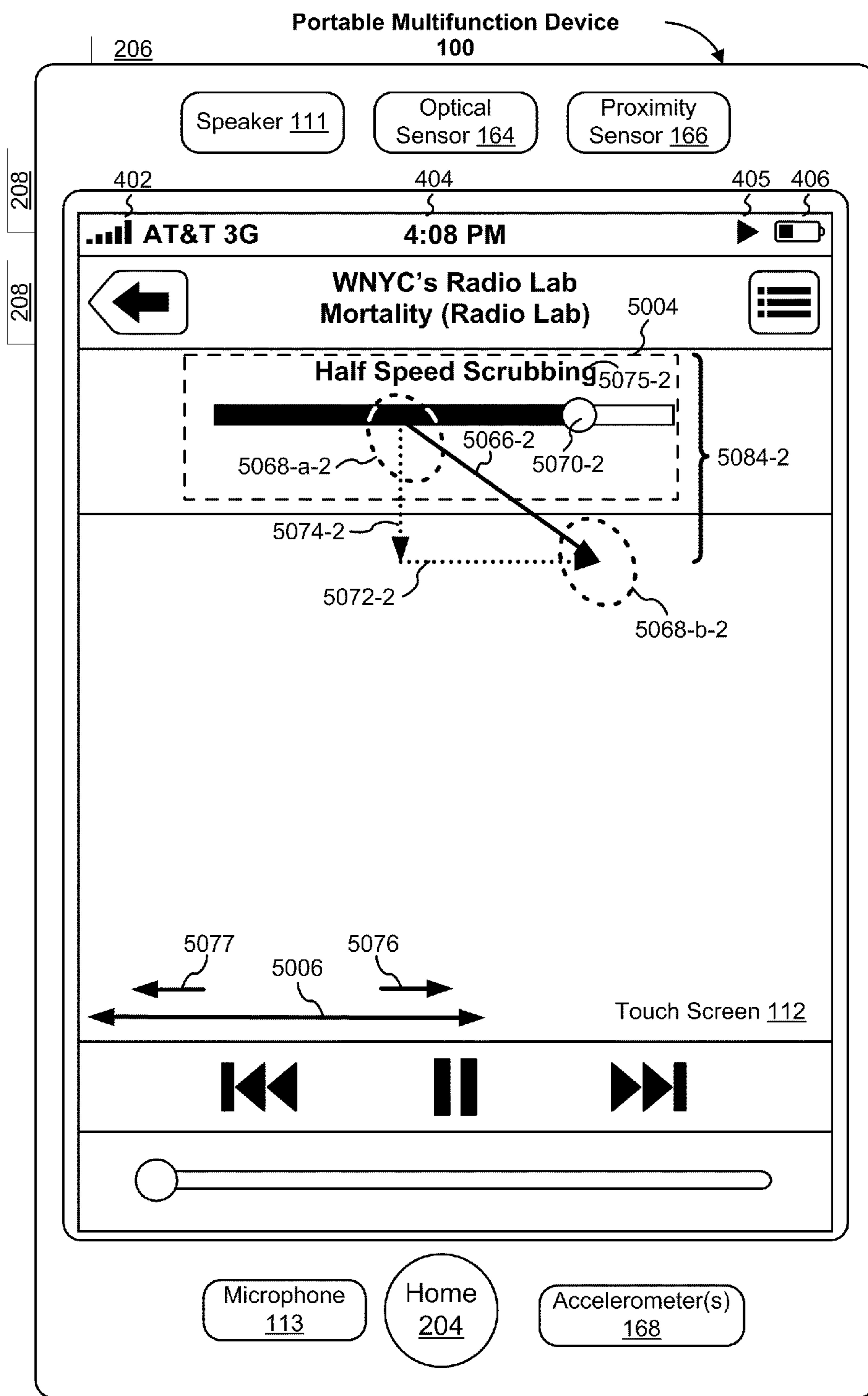


Figure 5R

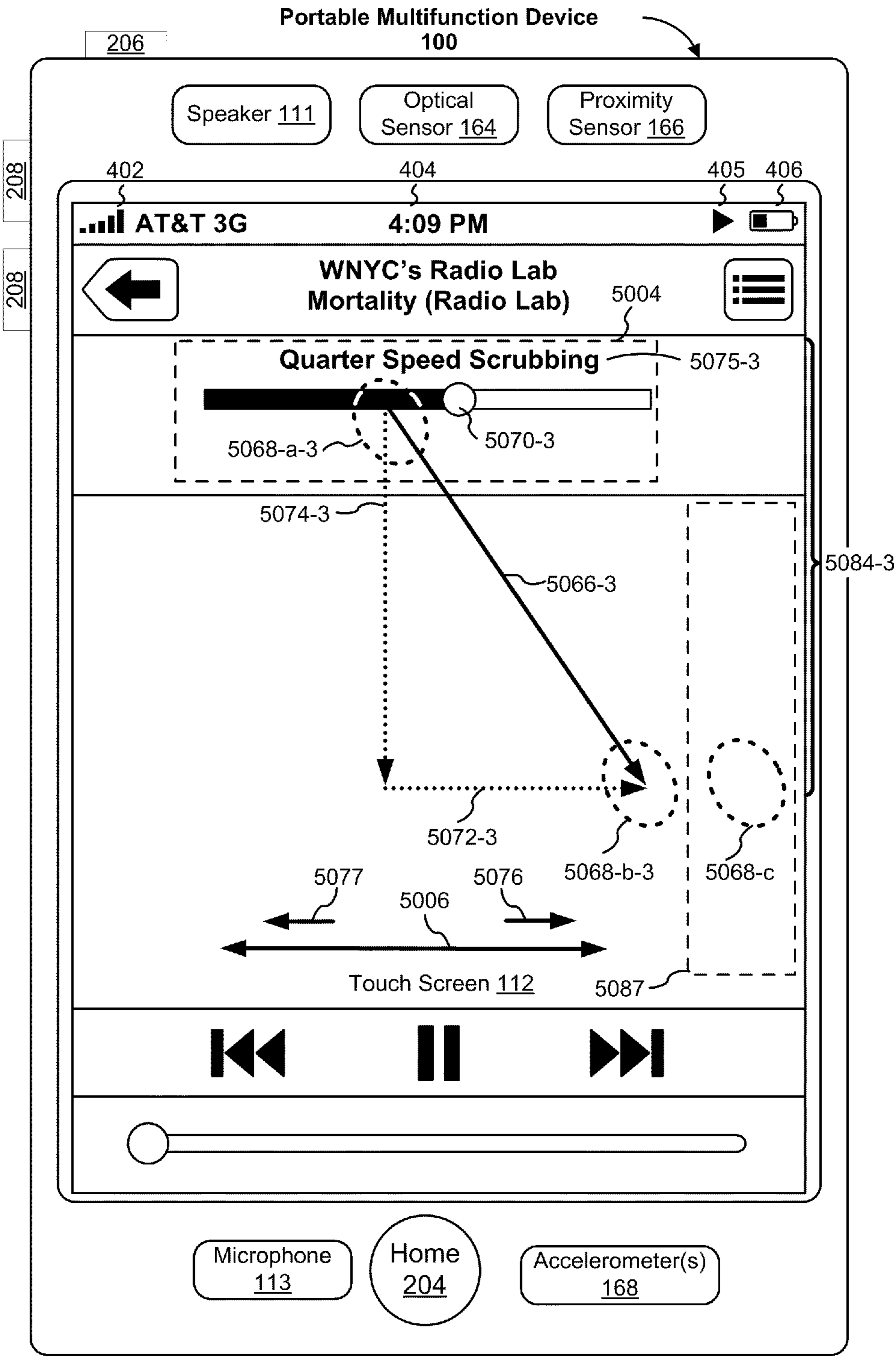


Figure 5S

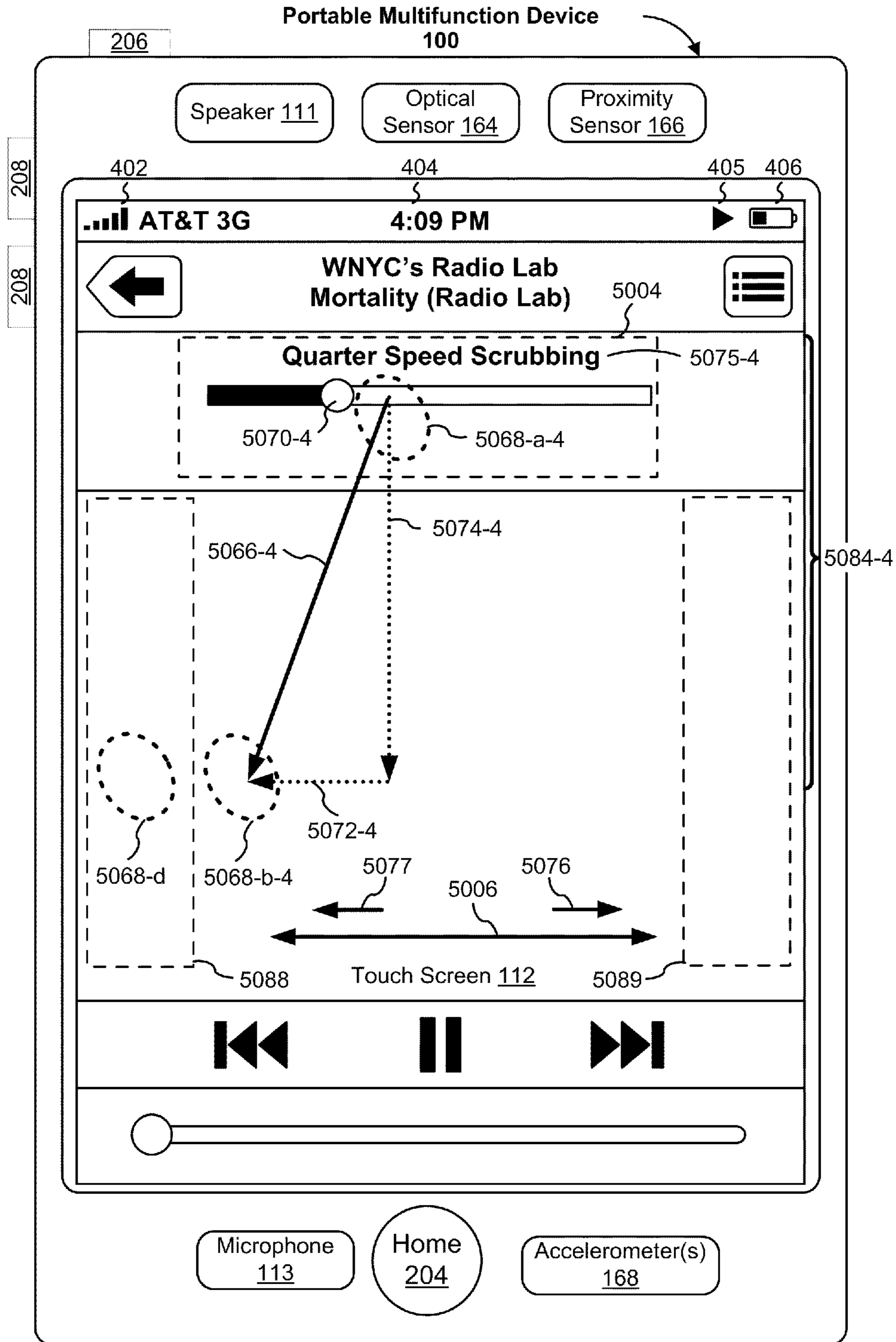


Figure 5T

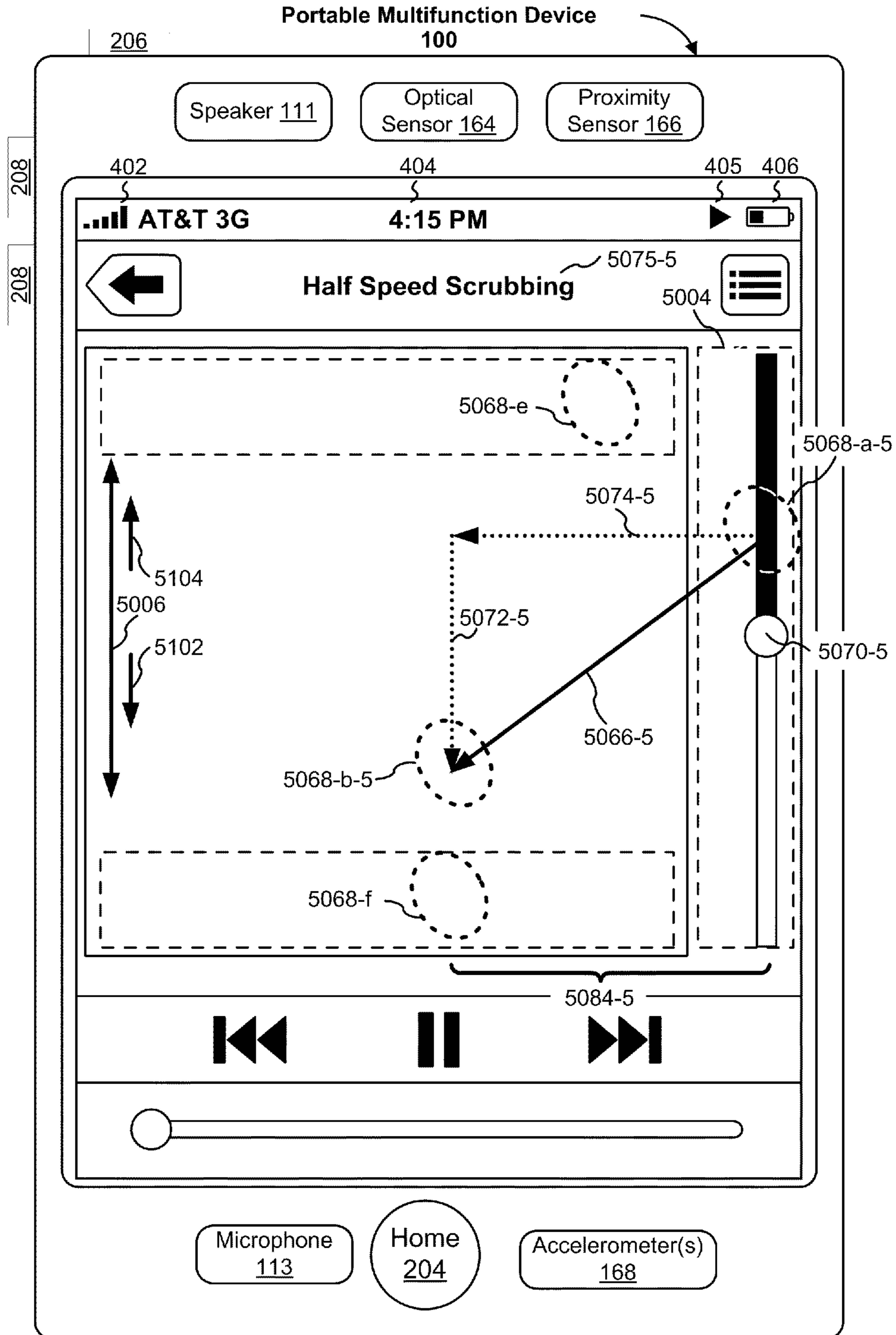


Figure 5U

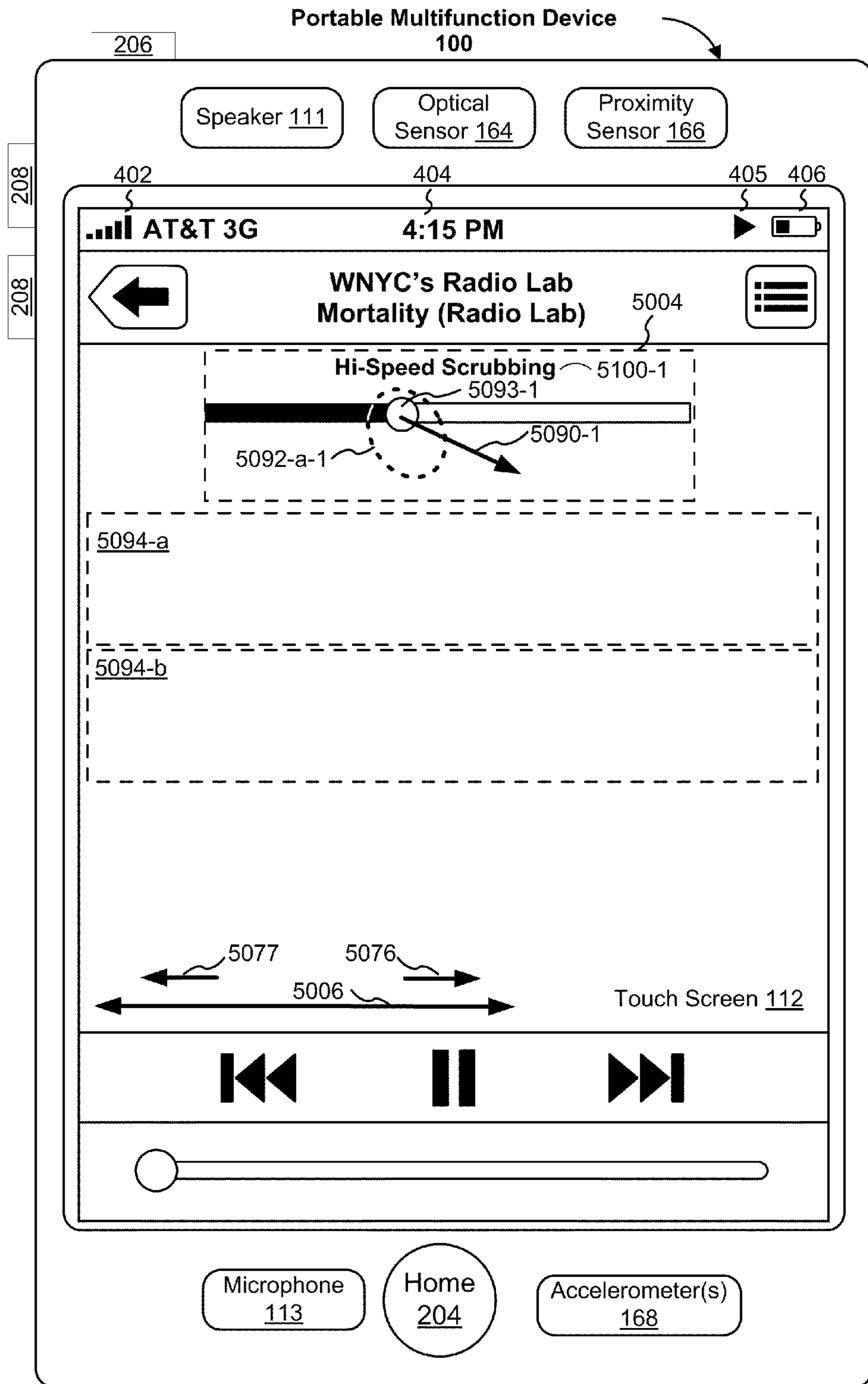


Figure 5V

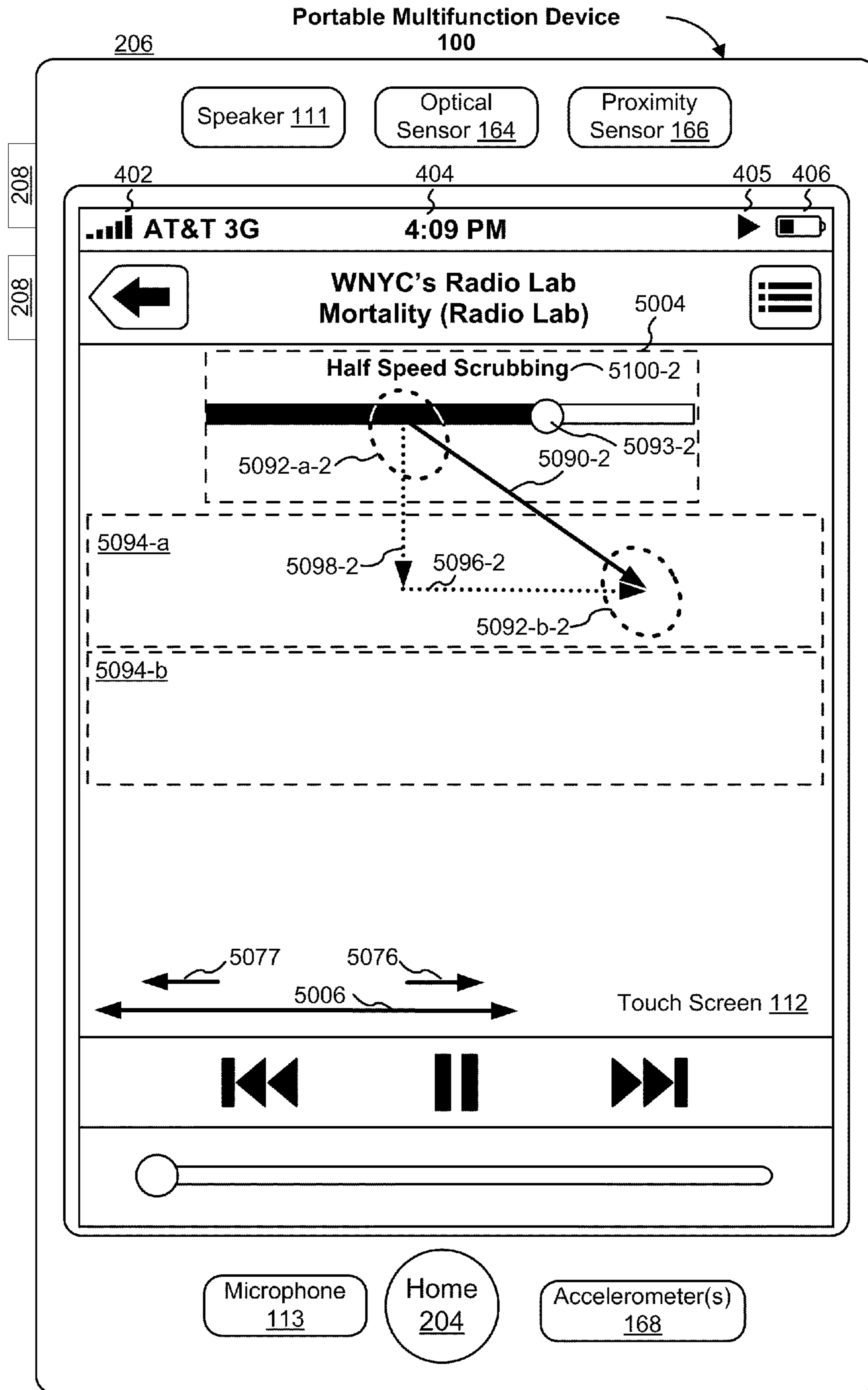


Figure 5W

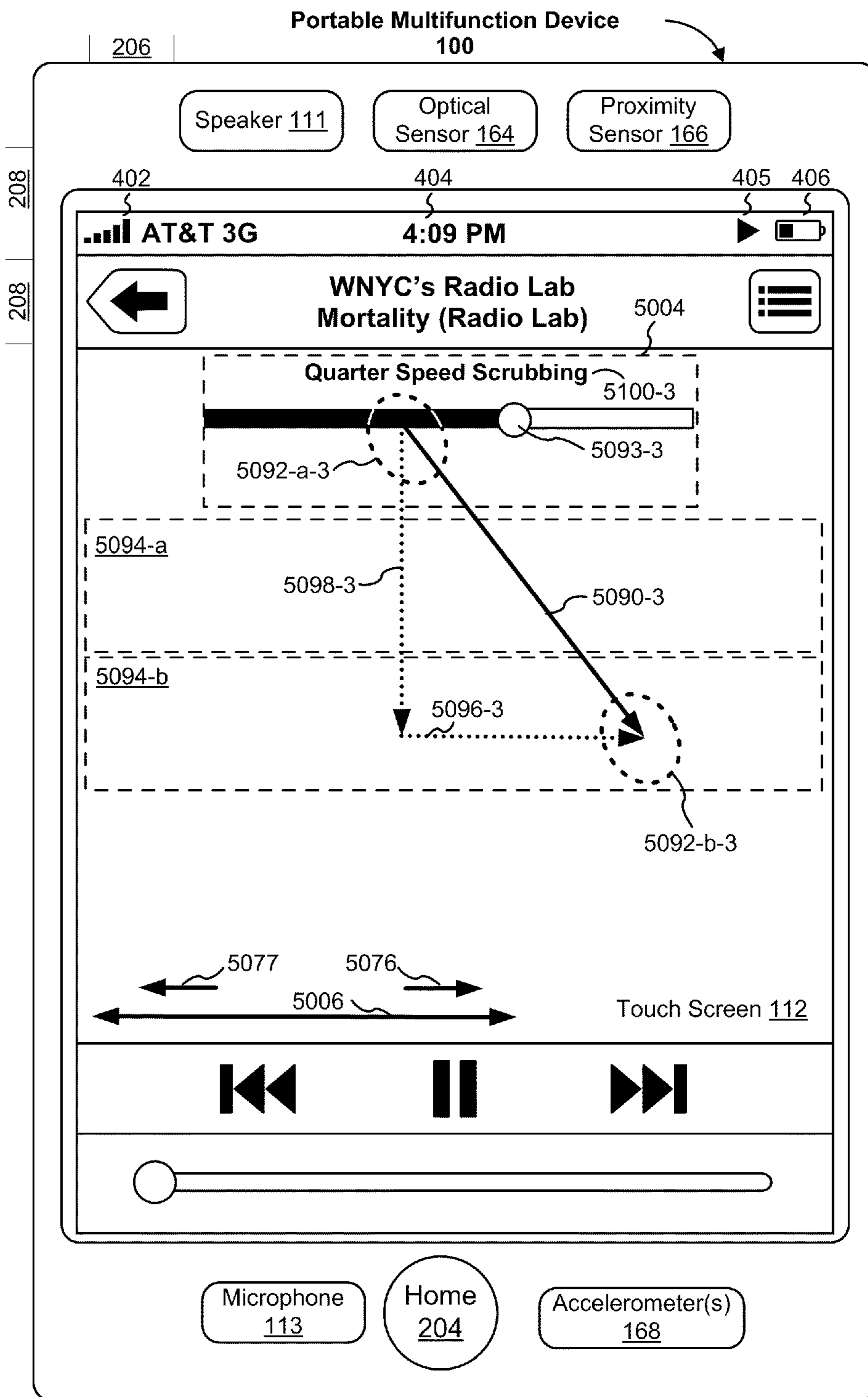


Figure 5X

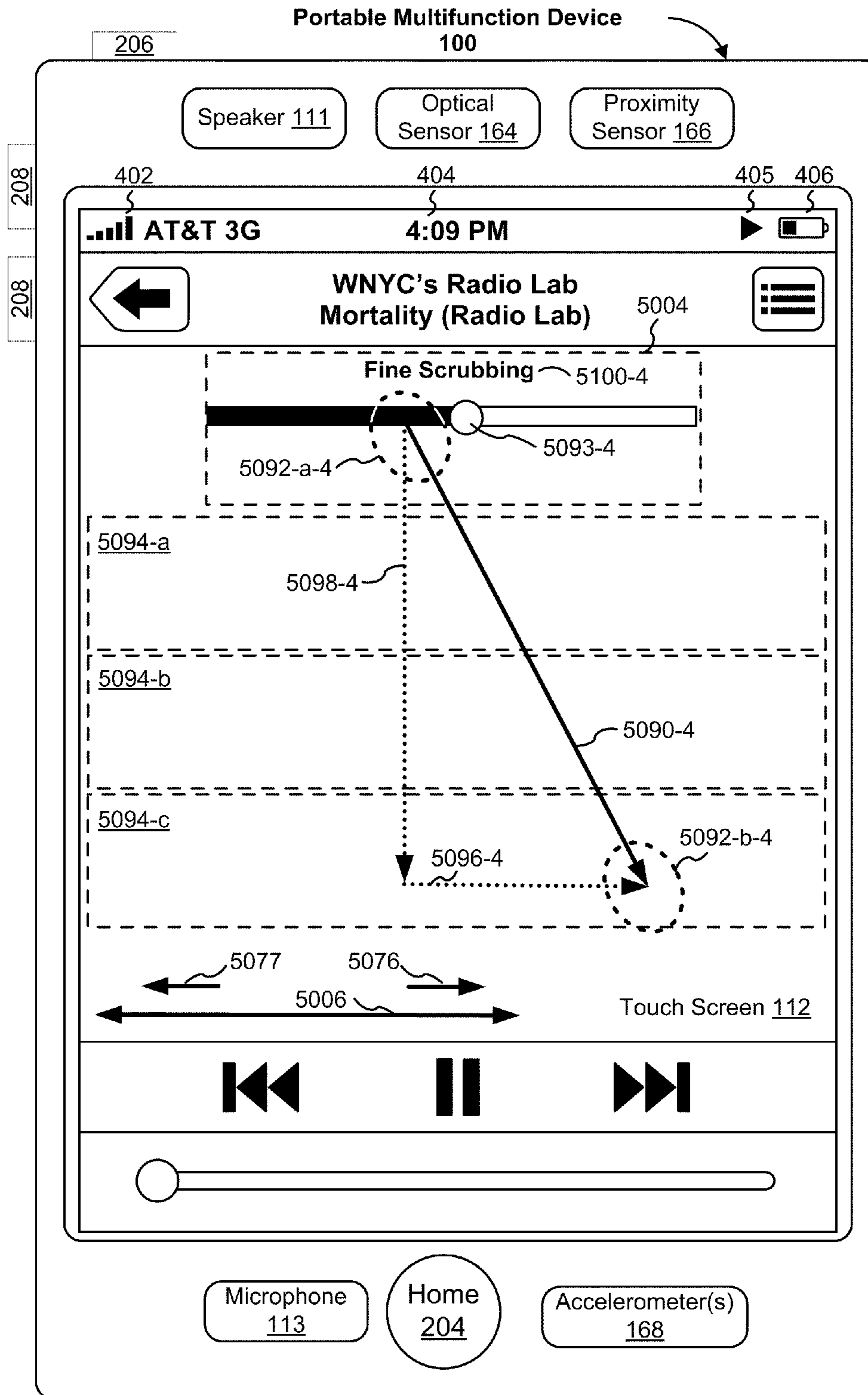


Figure 5Y

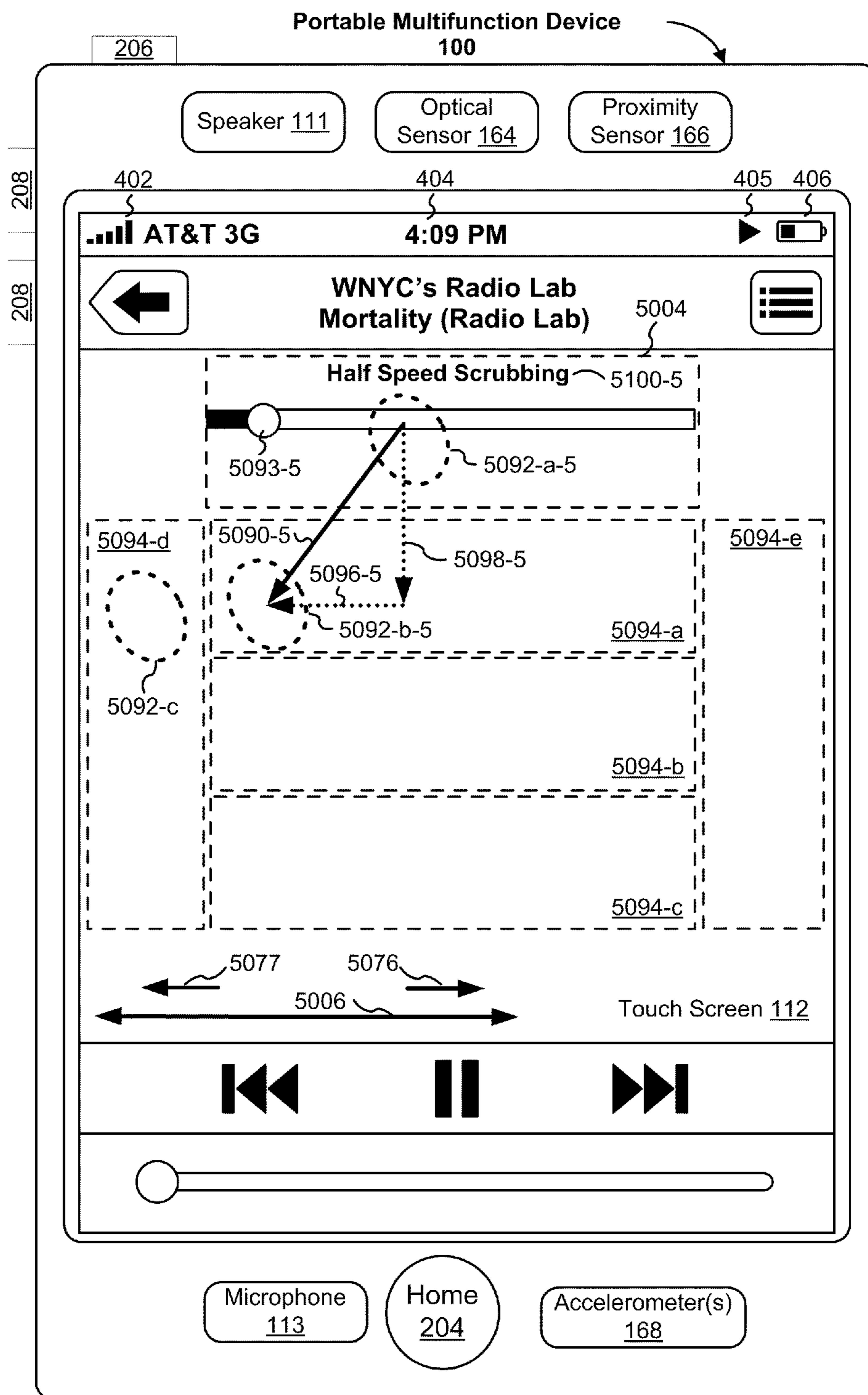


Figure 5Z

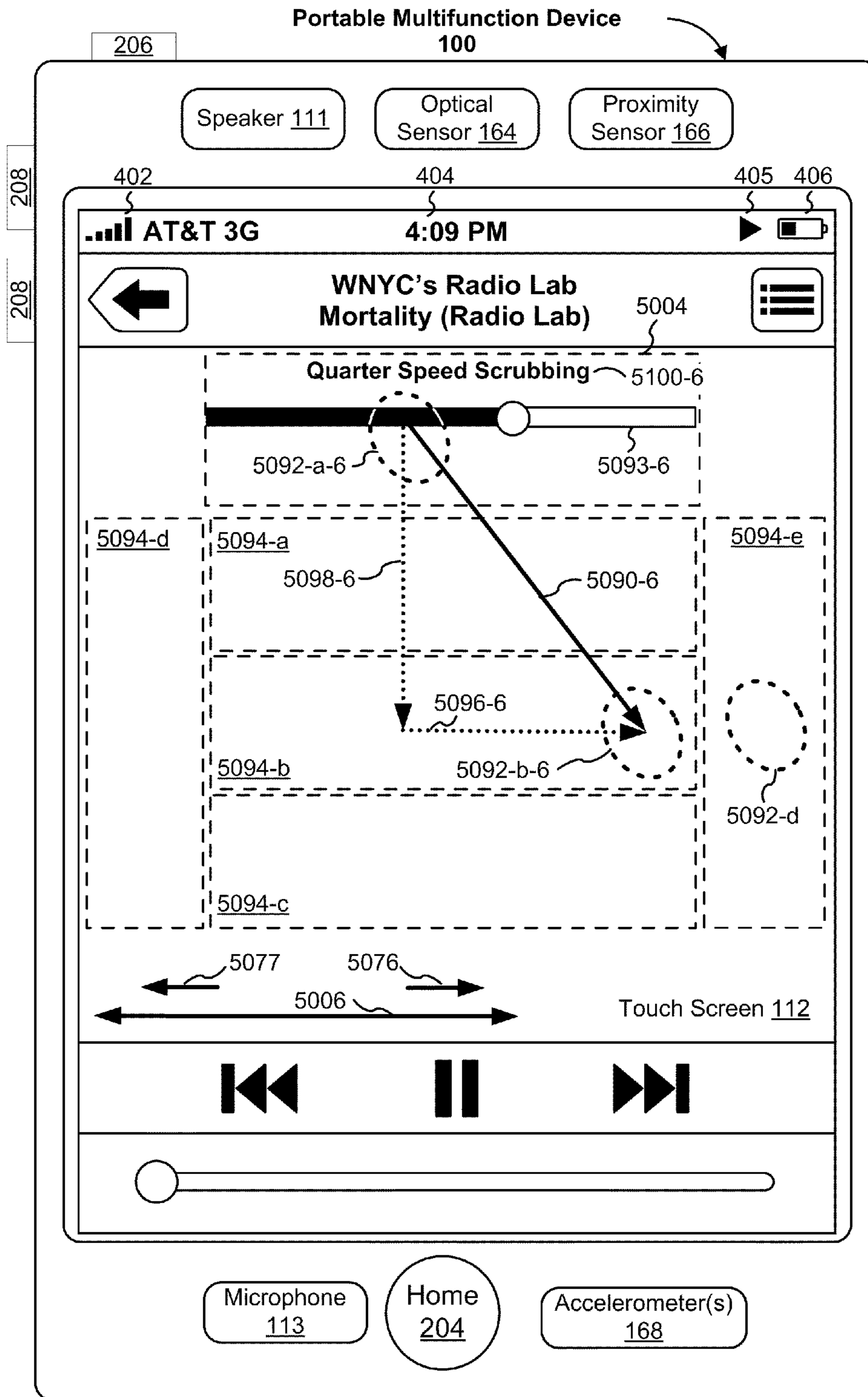


Figure 5AA

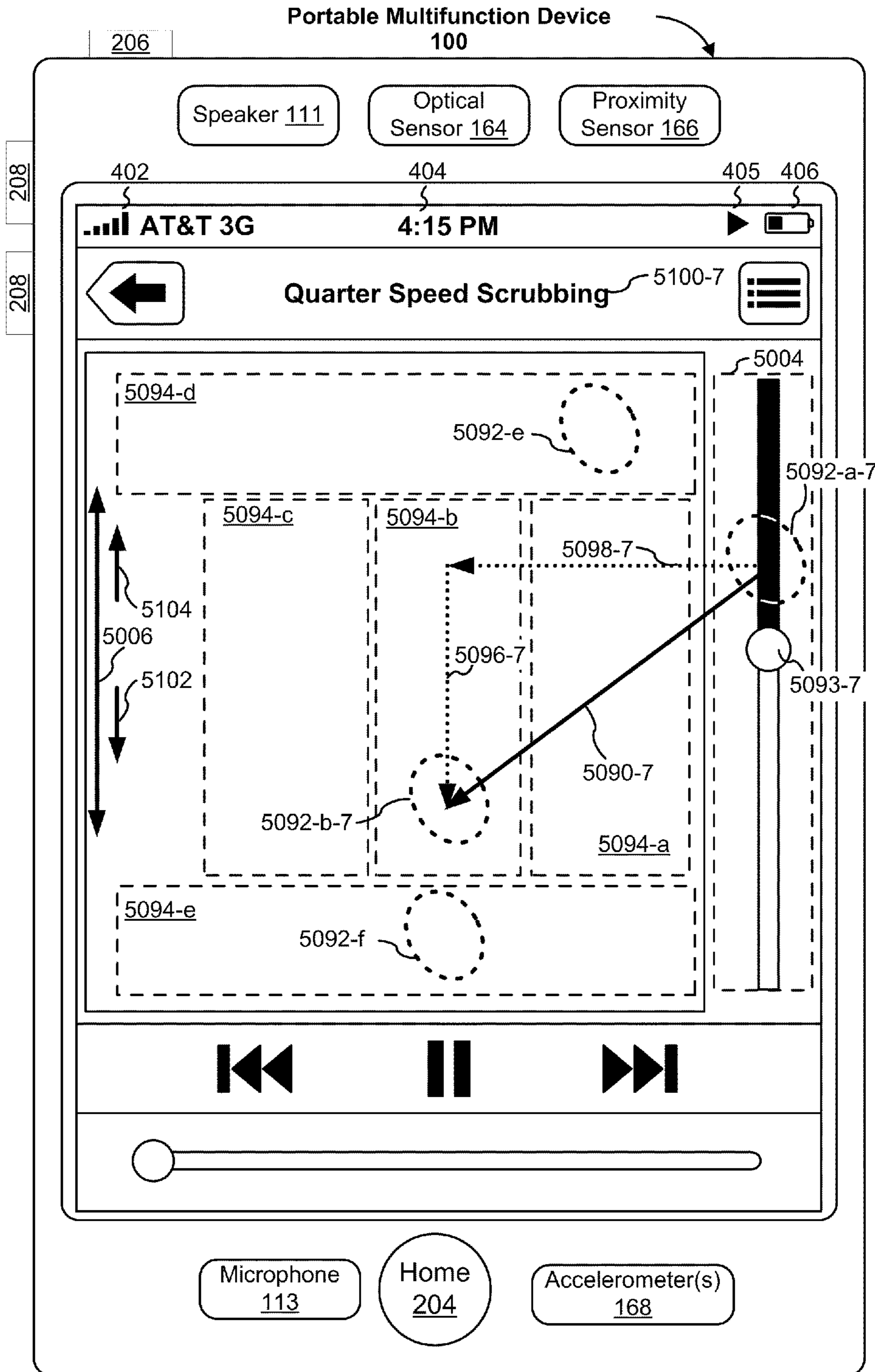


Figure 5BB

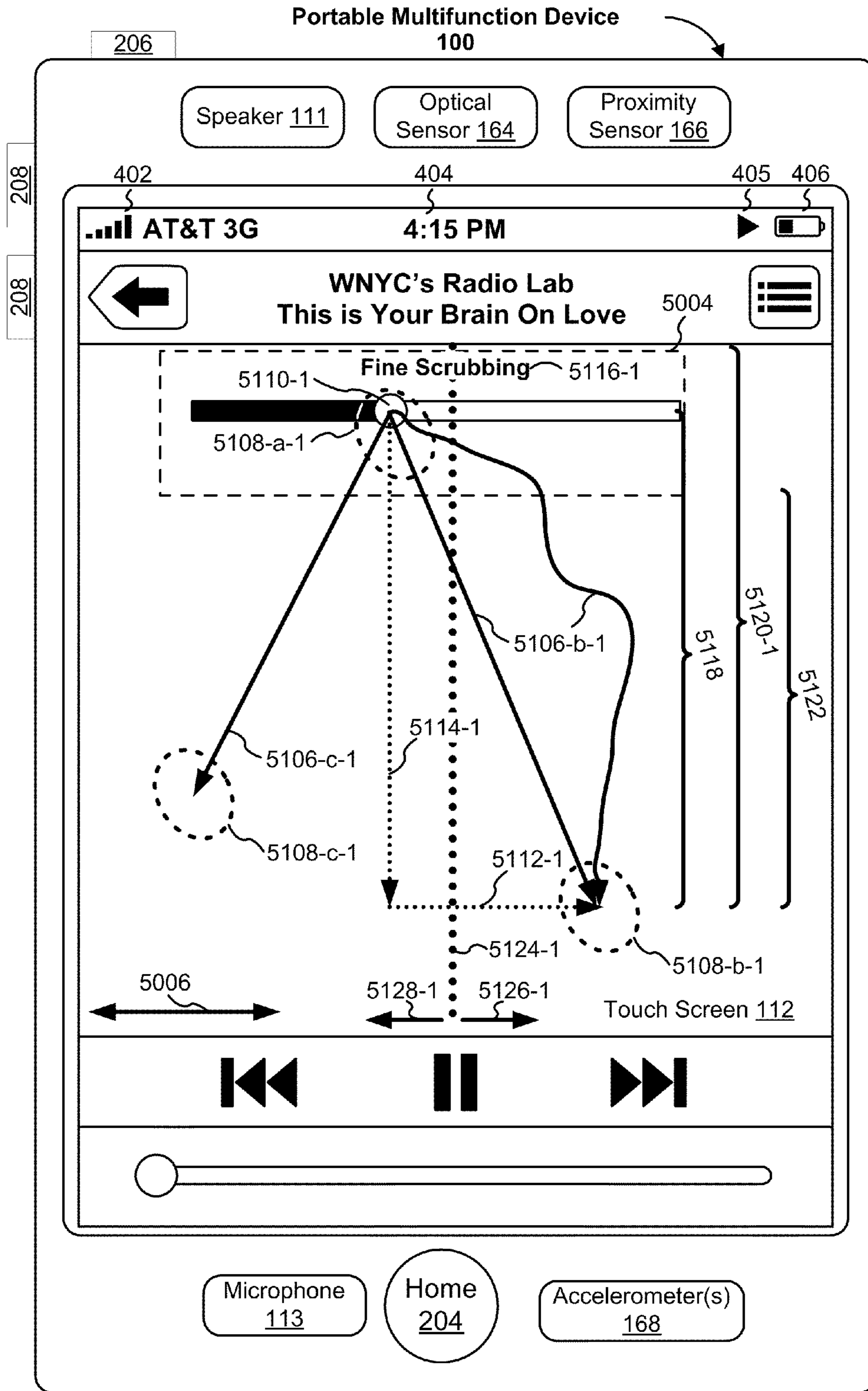


Figure 5CC

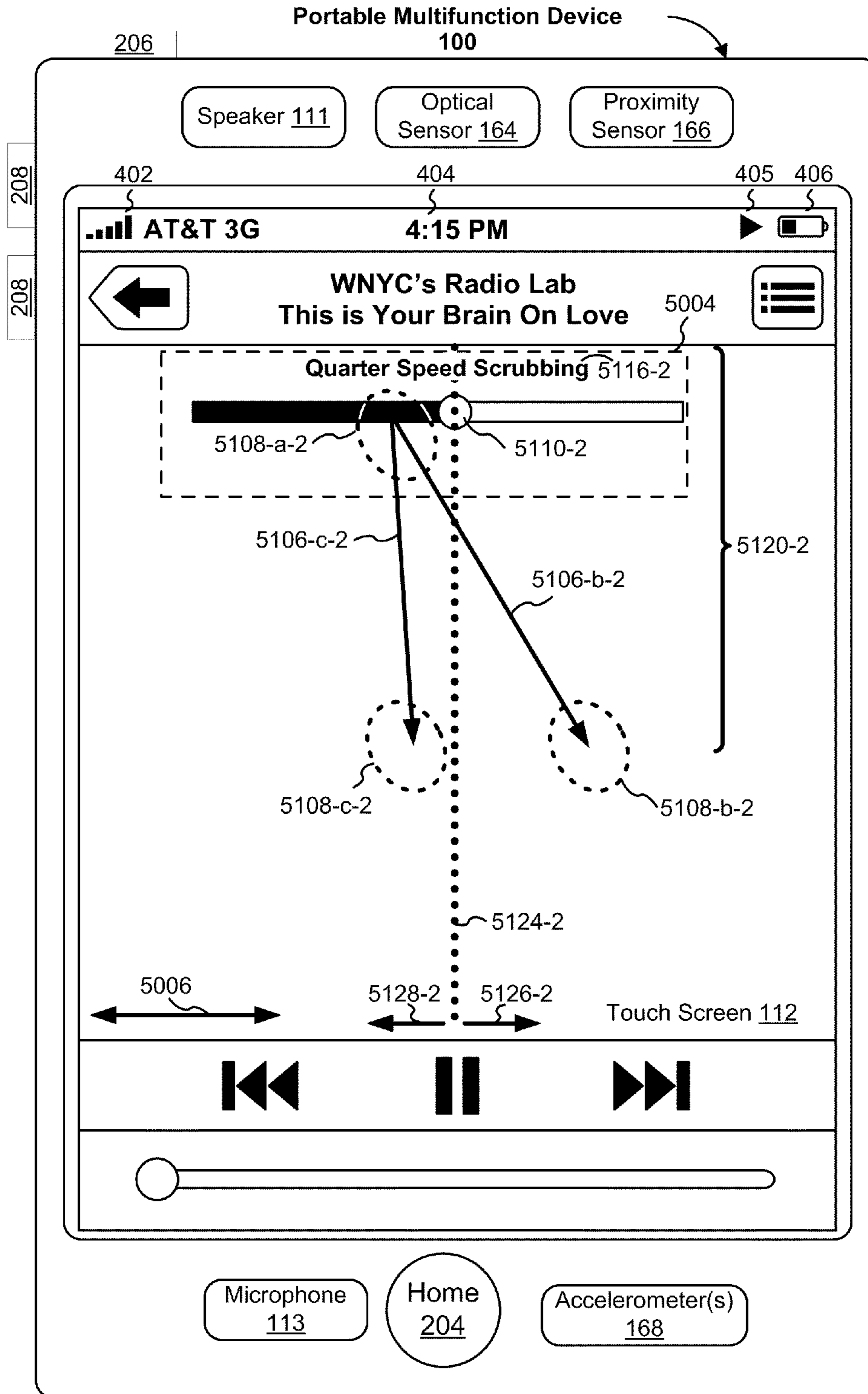


Figure 5DD

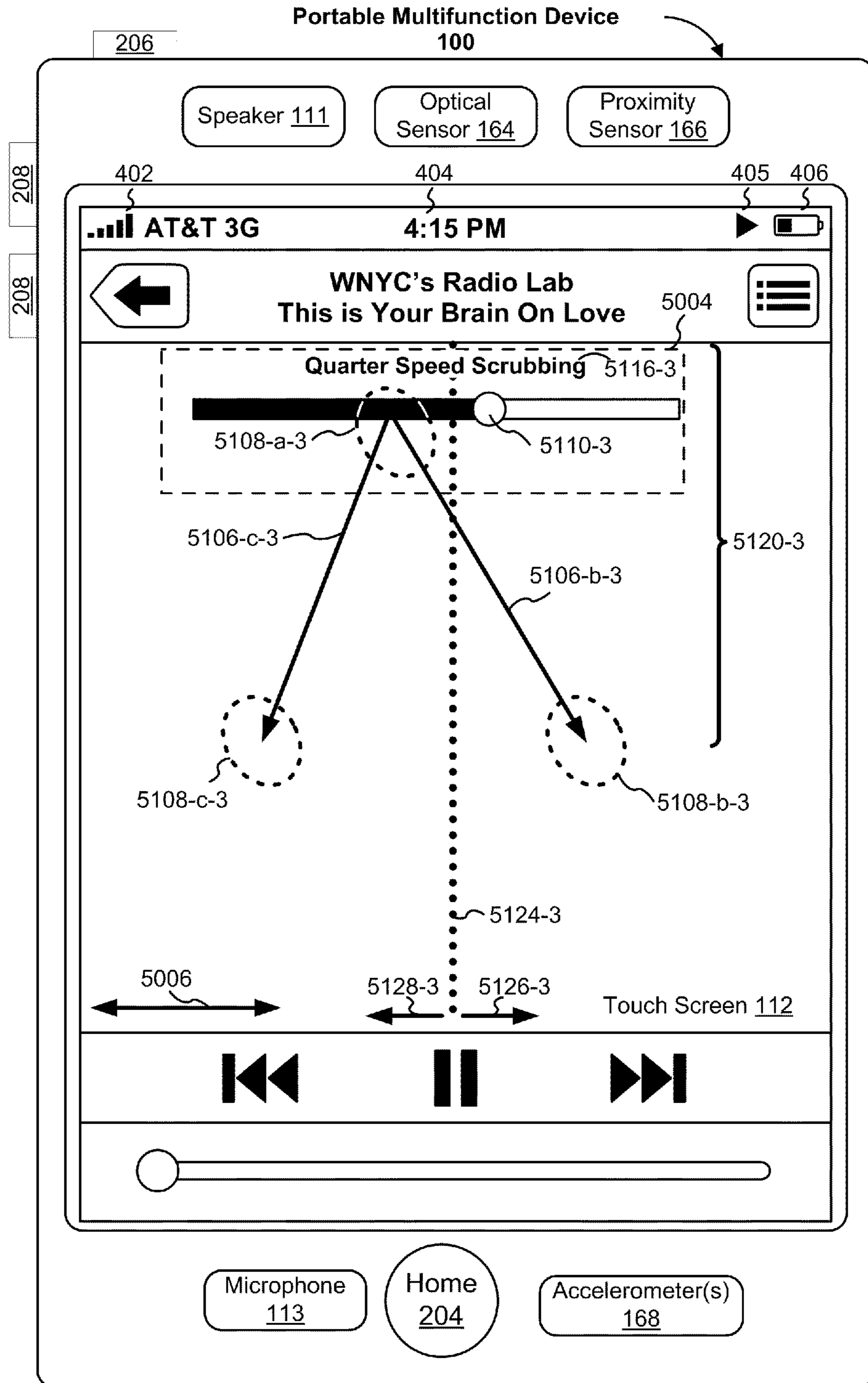


Figure 5EE

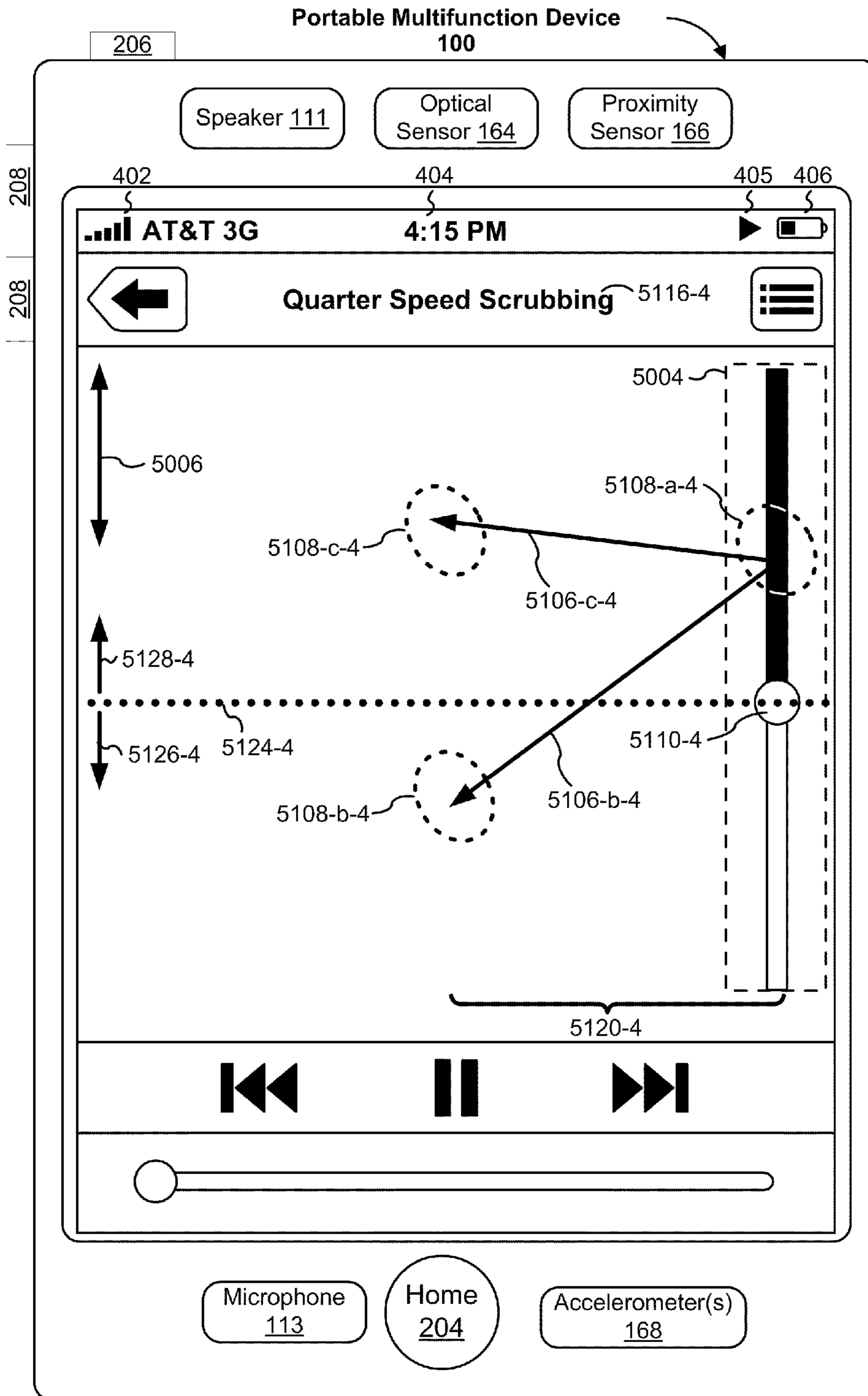


Figure 5FF

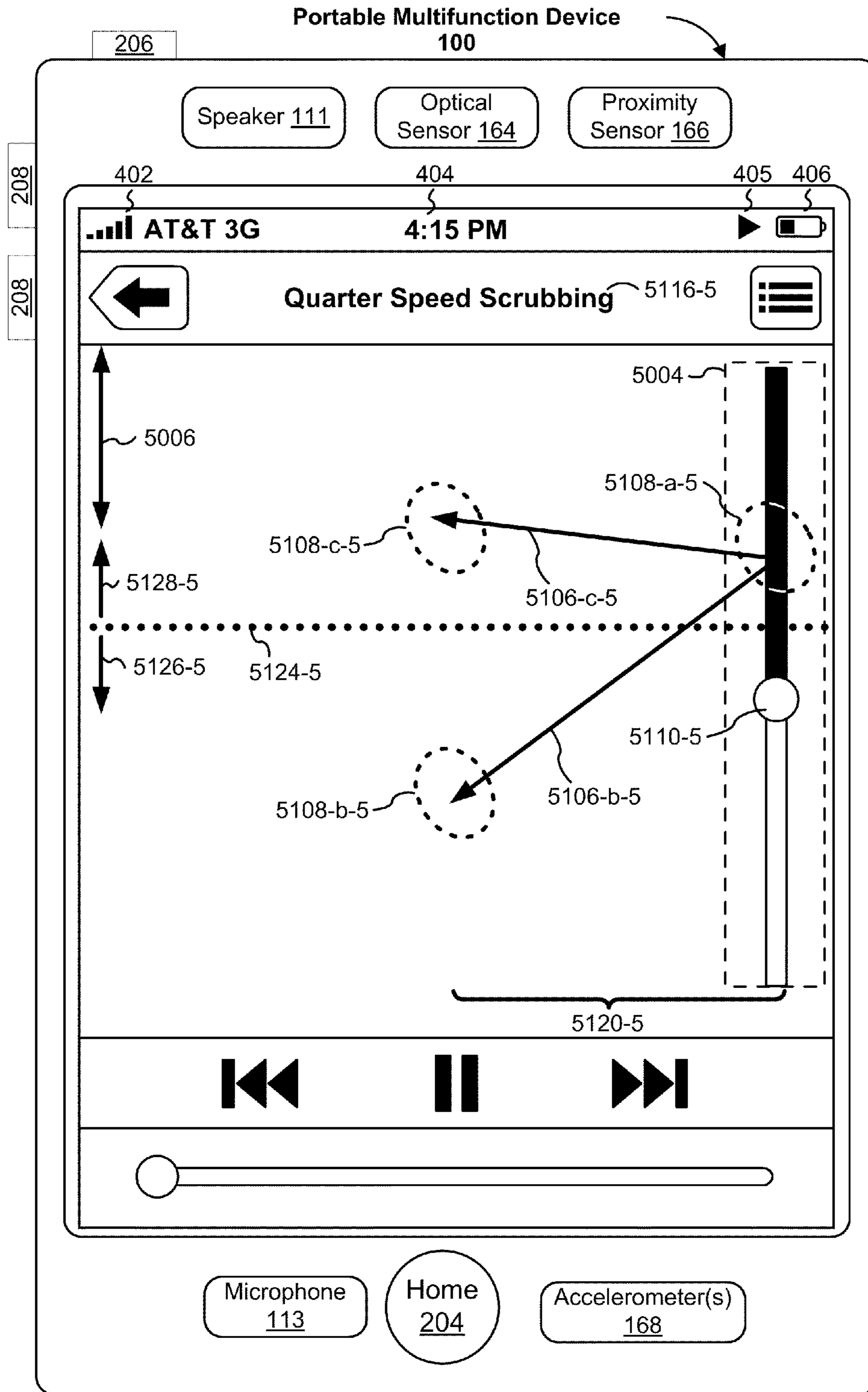


Figure 5GG

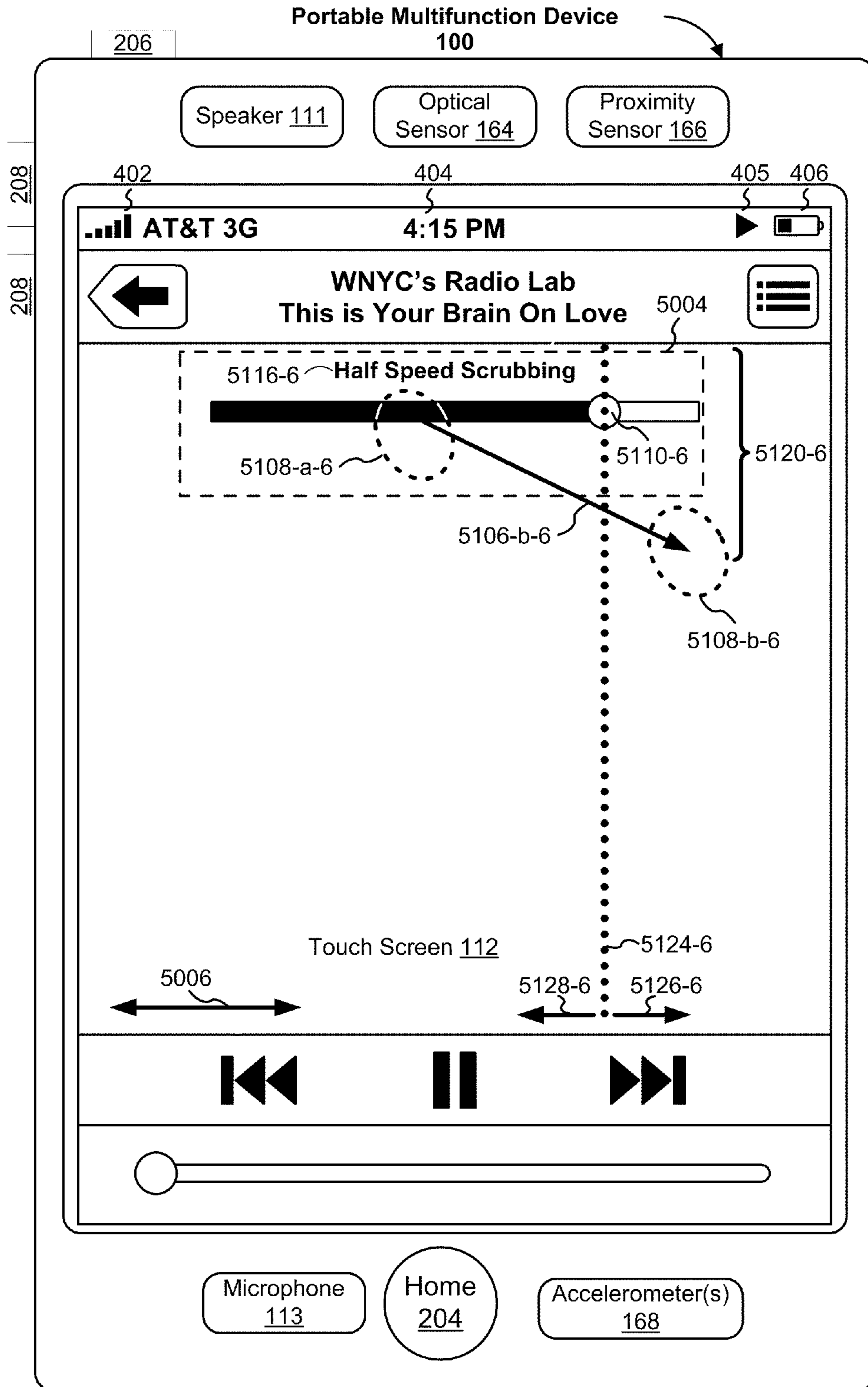


Figure 5HH

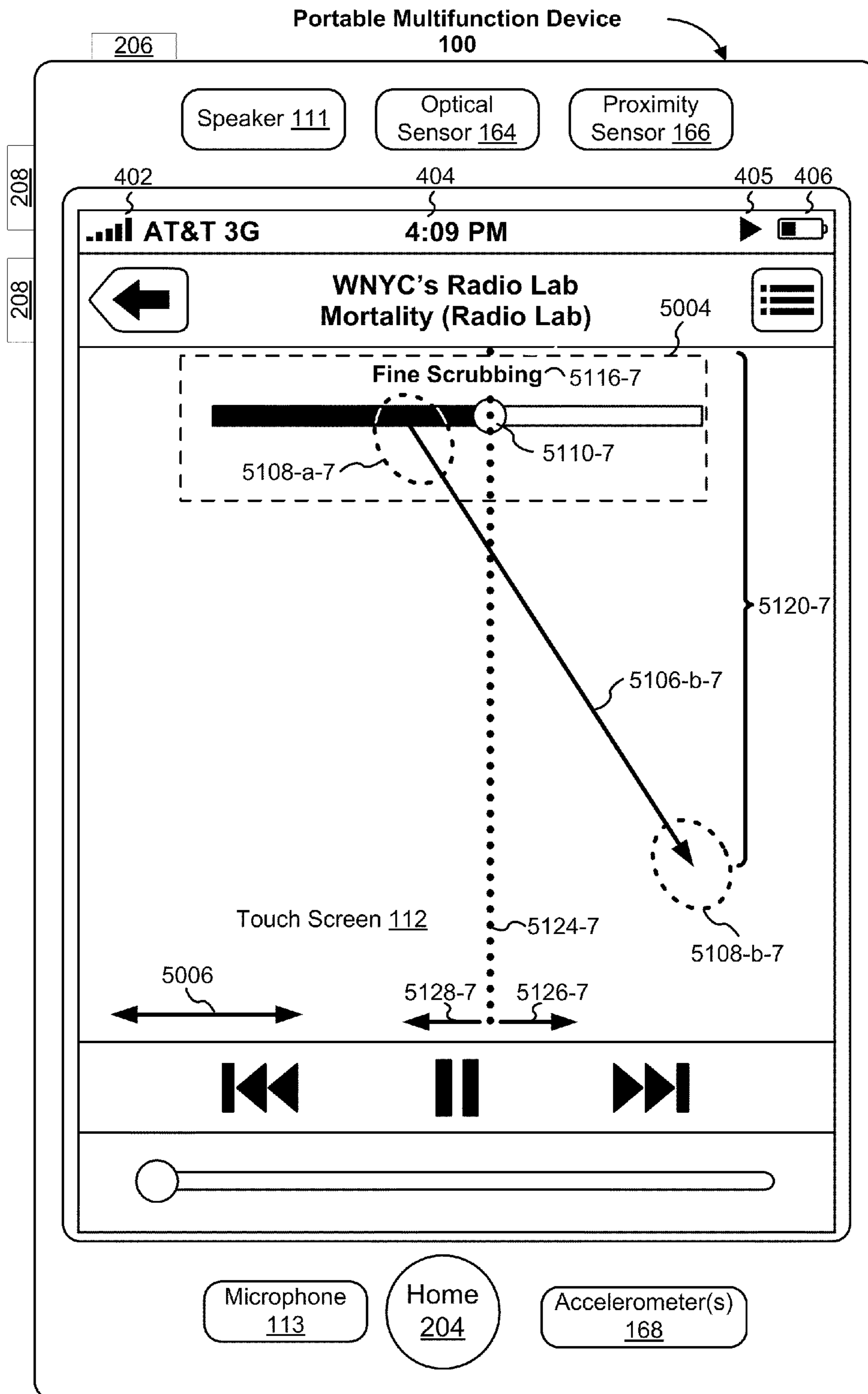


Figure 5II

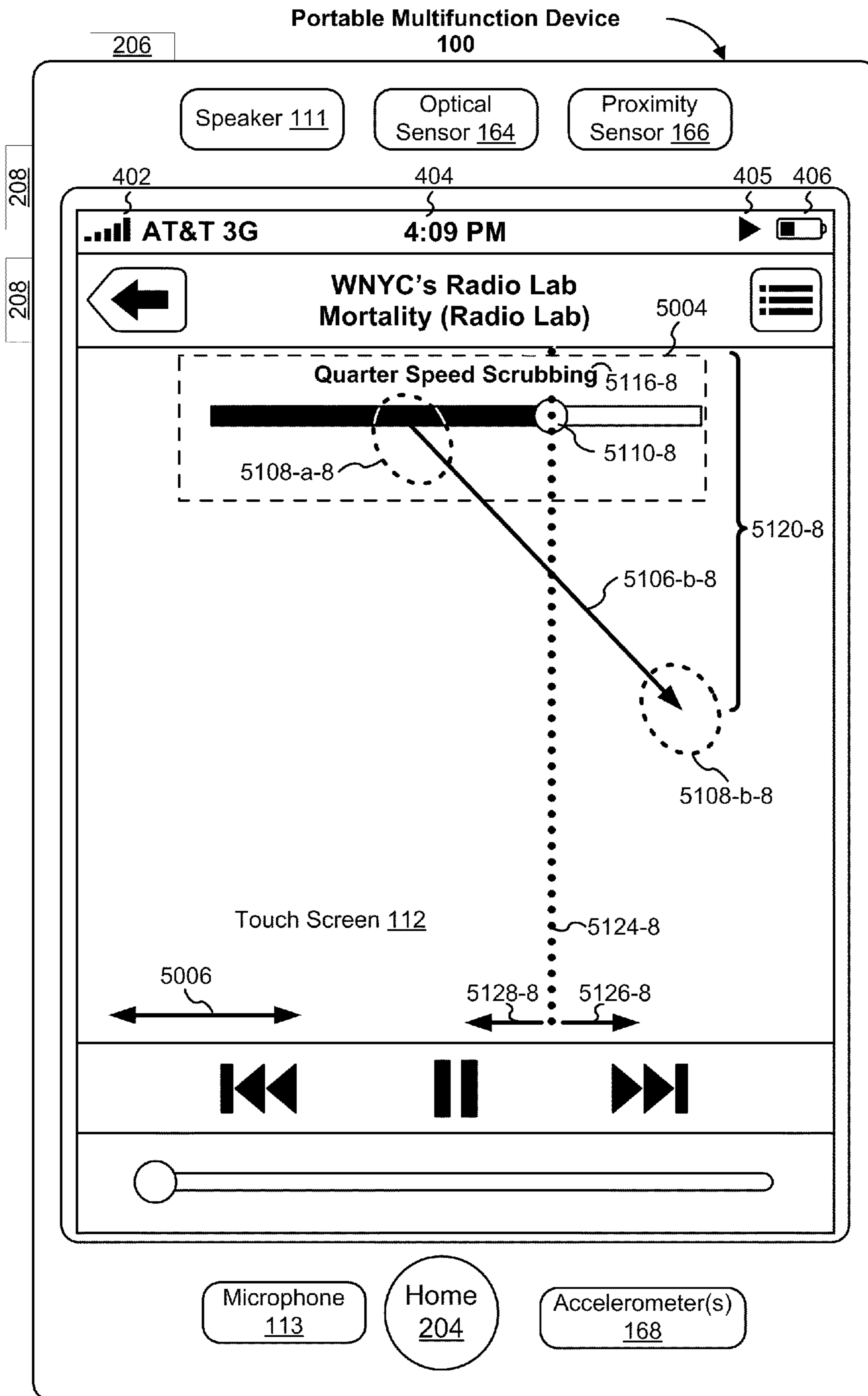


Figure 5JJ

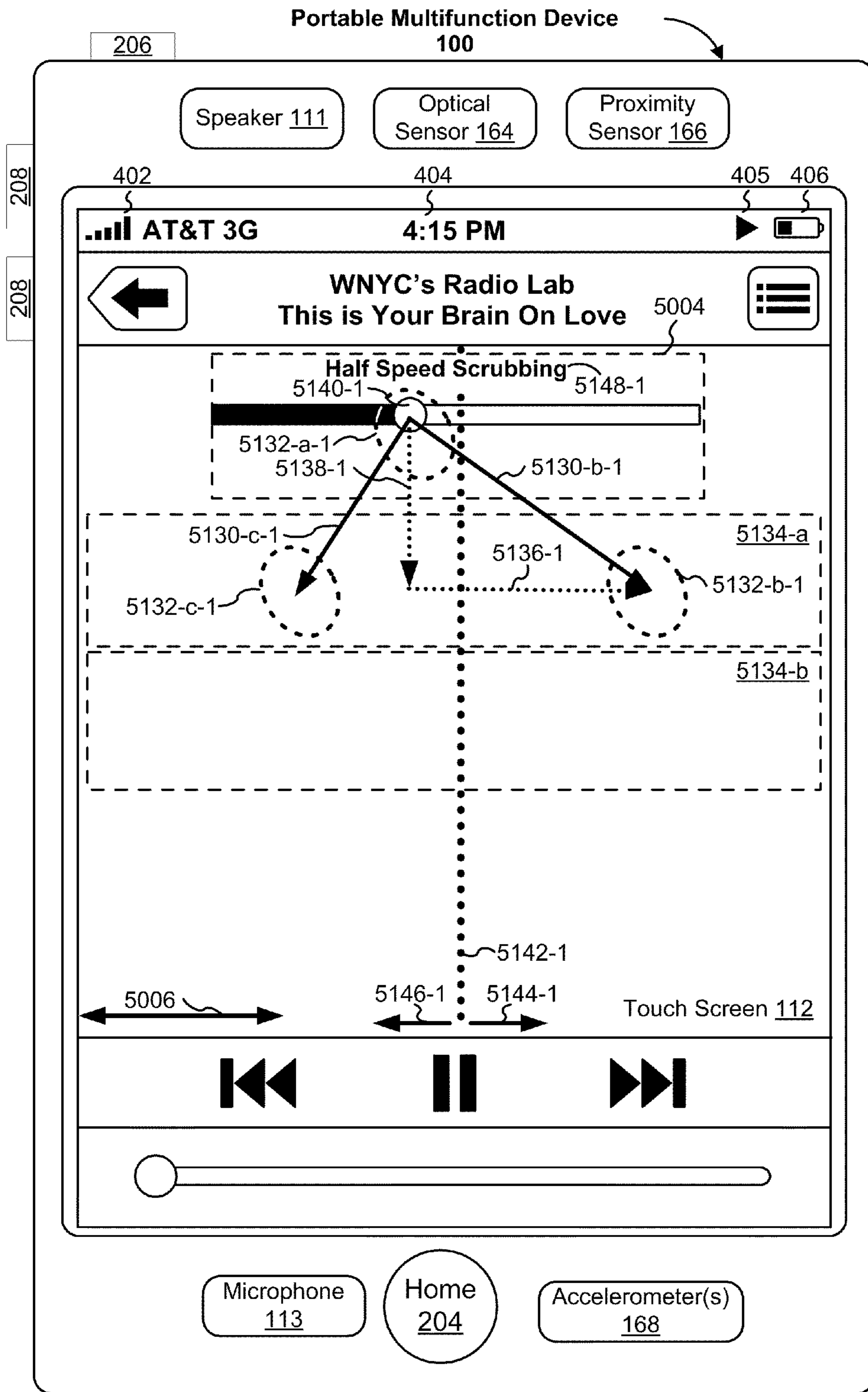


Figure 5KK

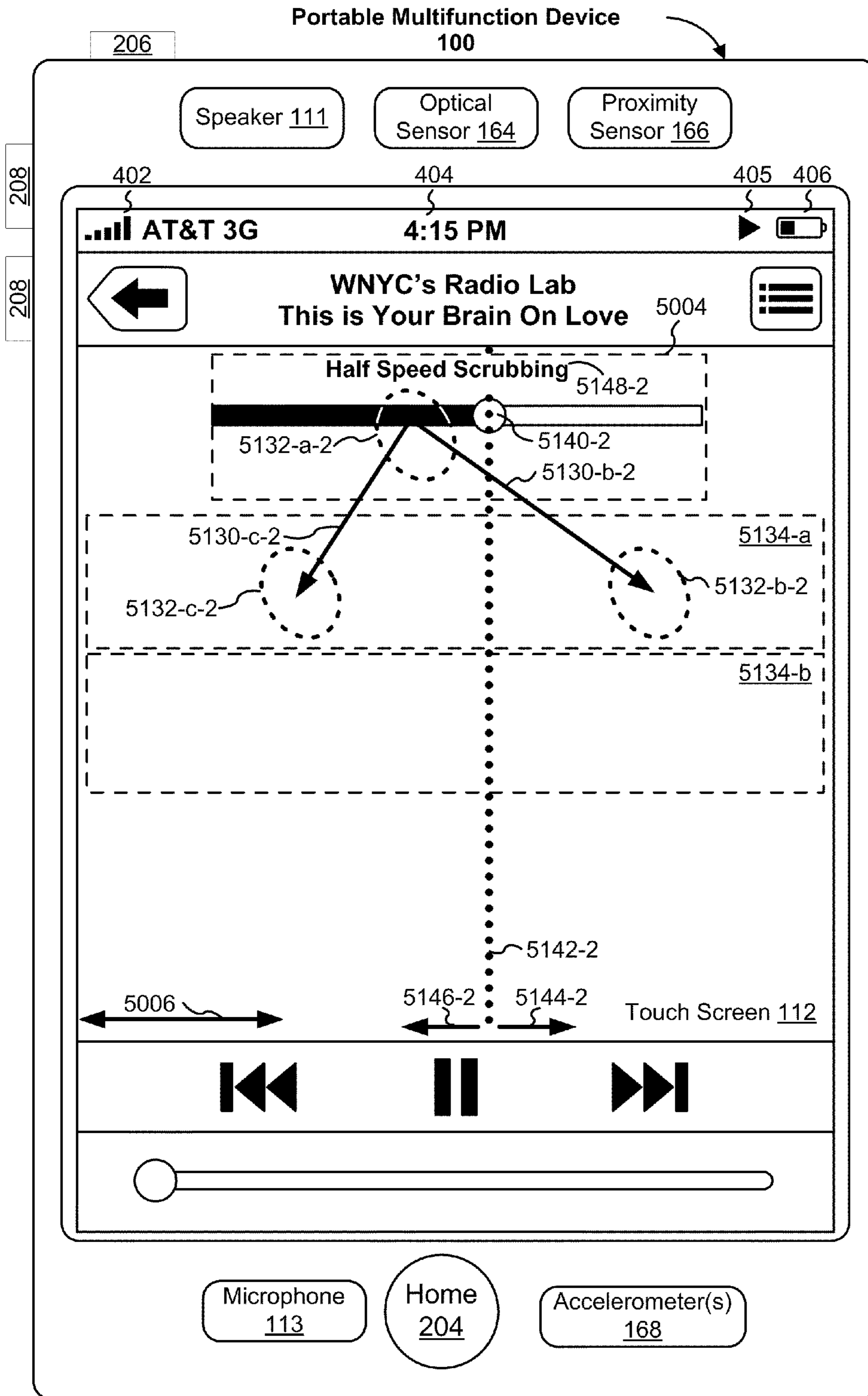


Figure 5LL

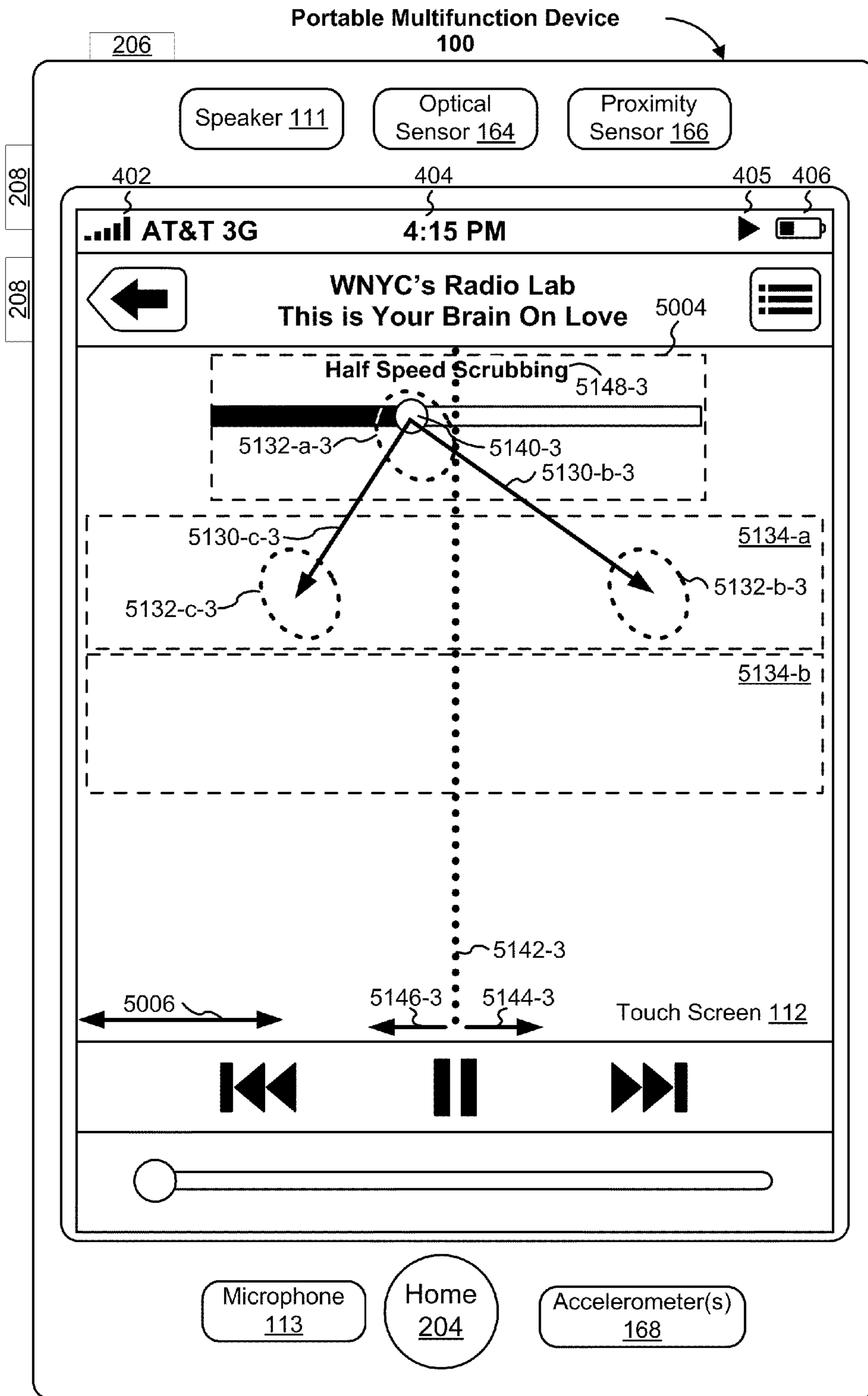


Figure 5MM

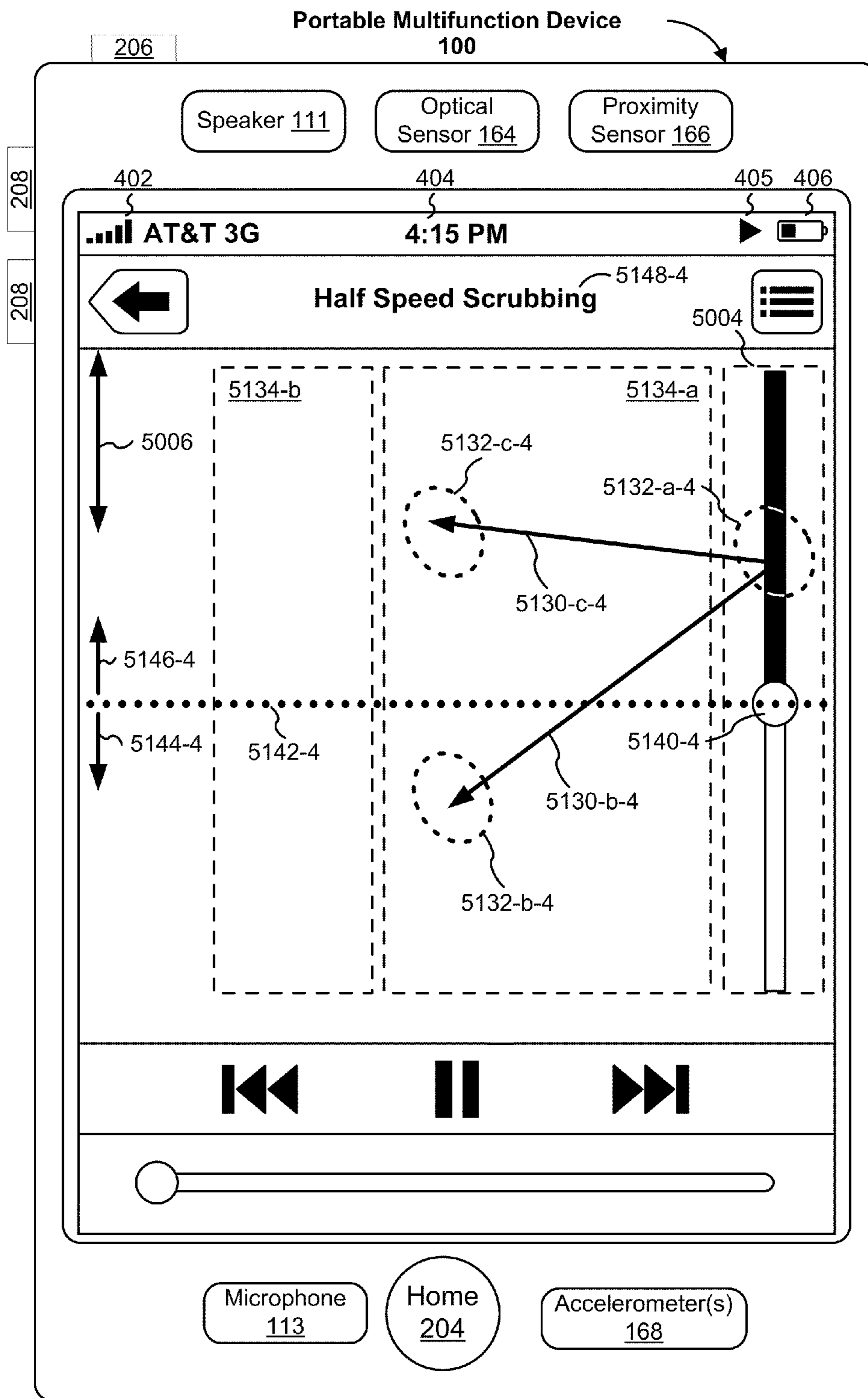


Figure 5NN

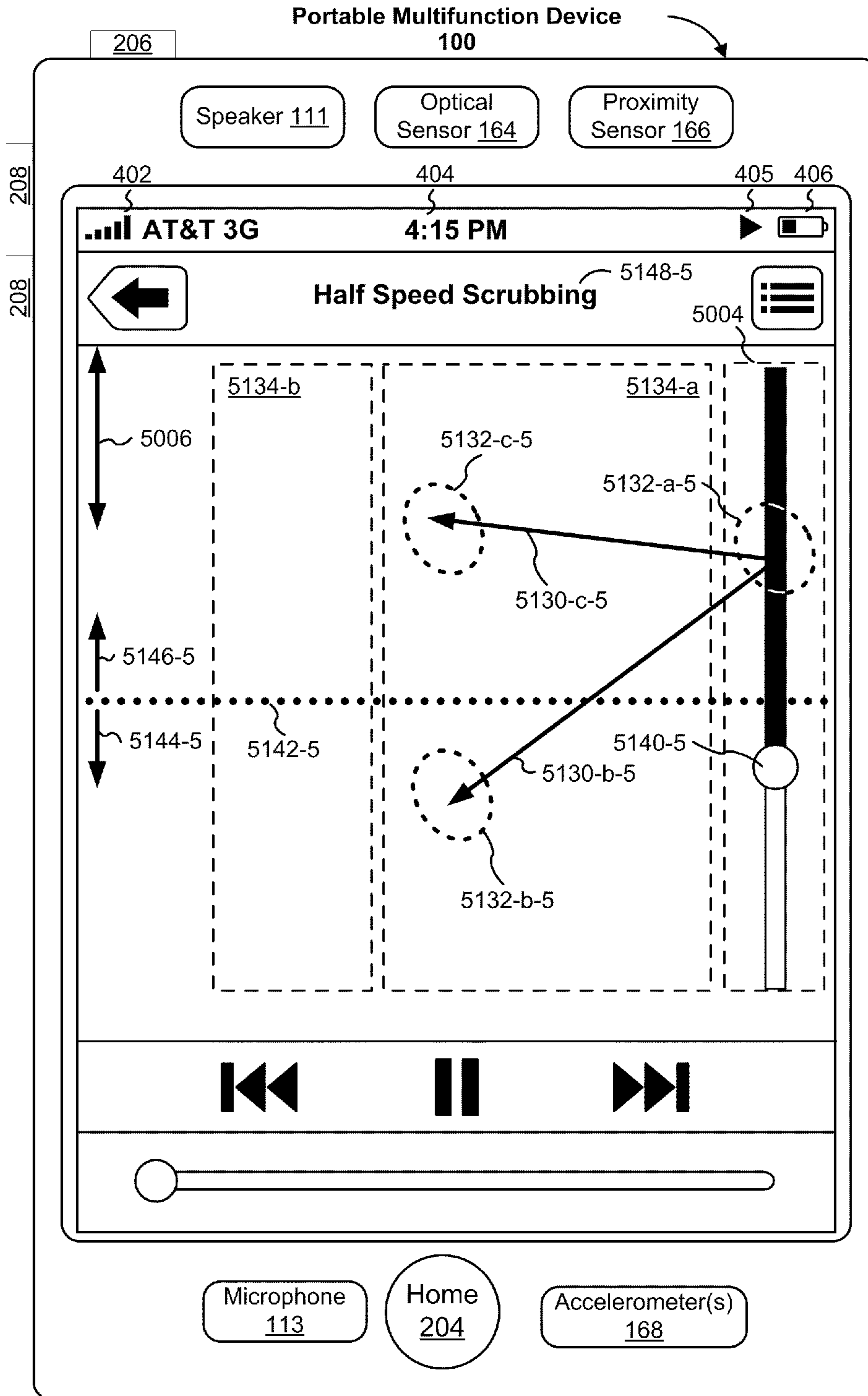


Figure 500

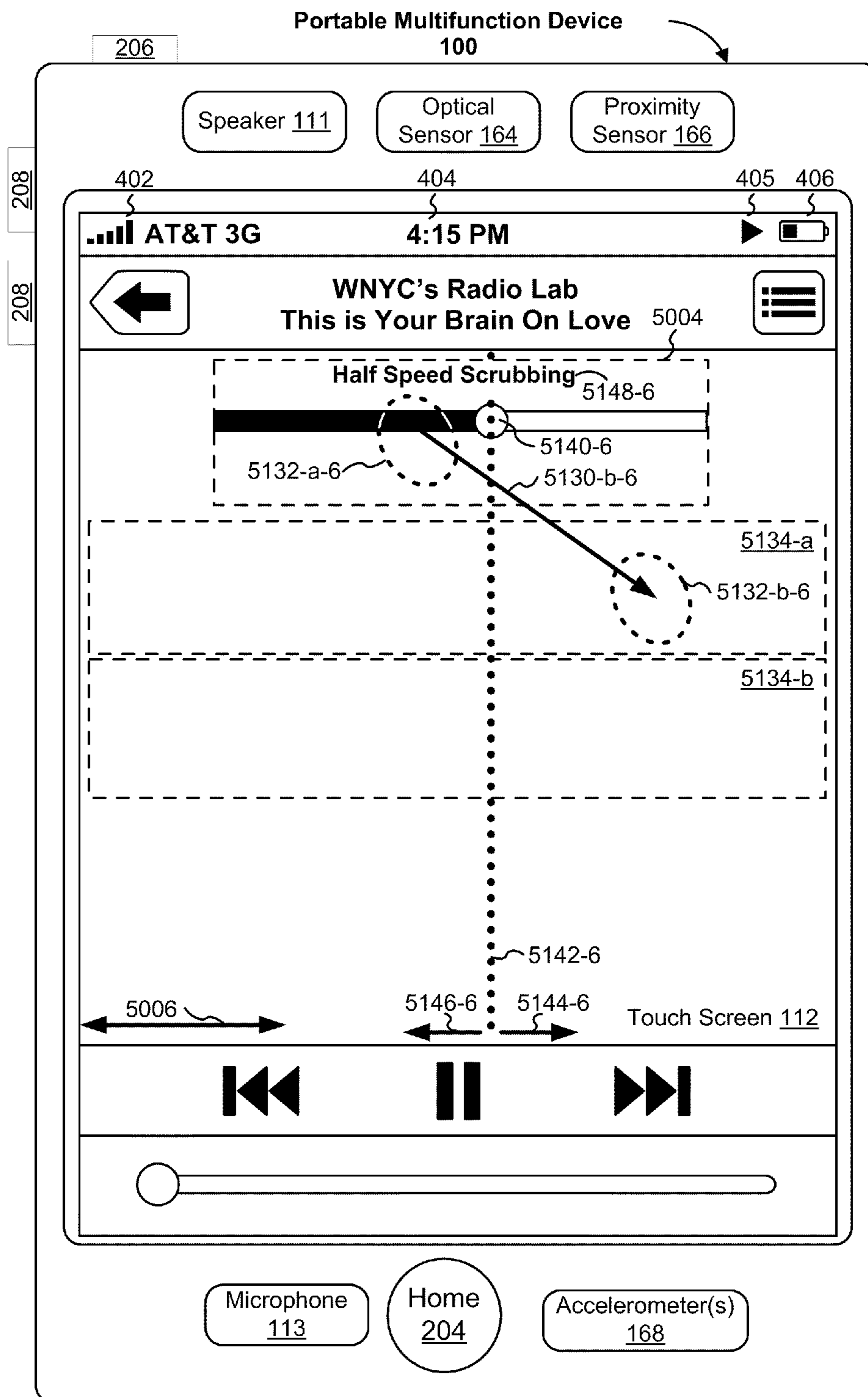


Figure 5PP

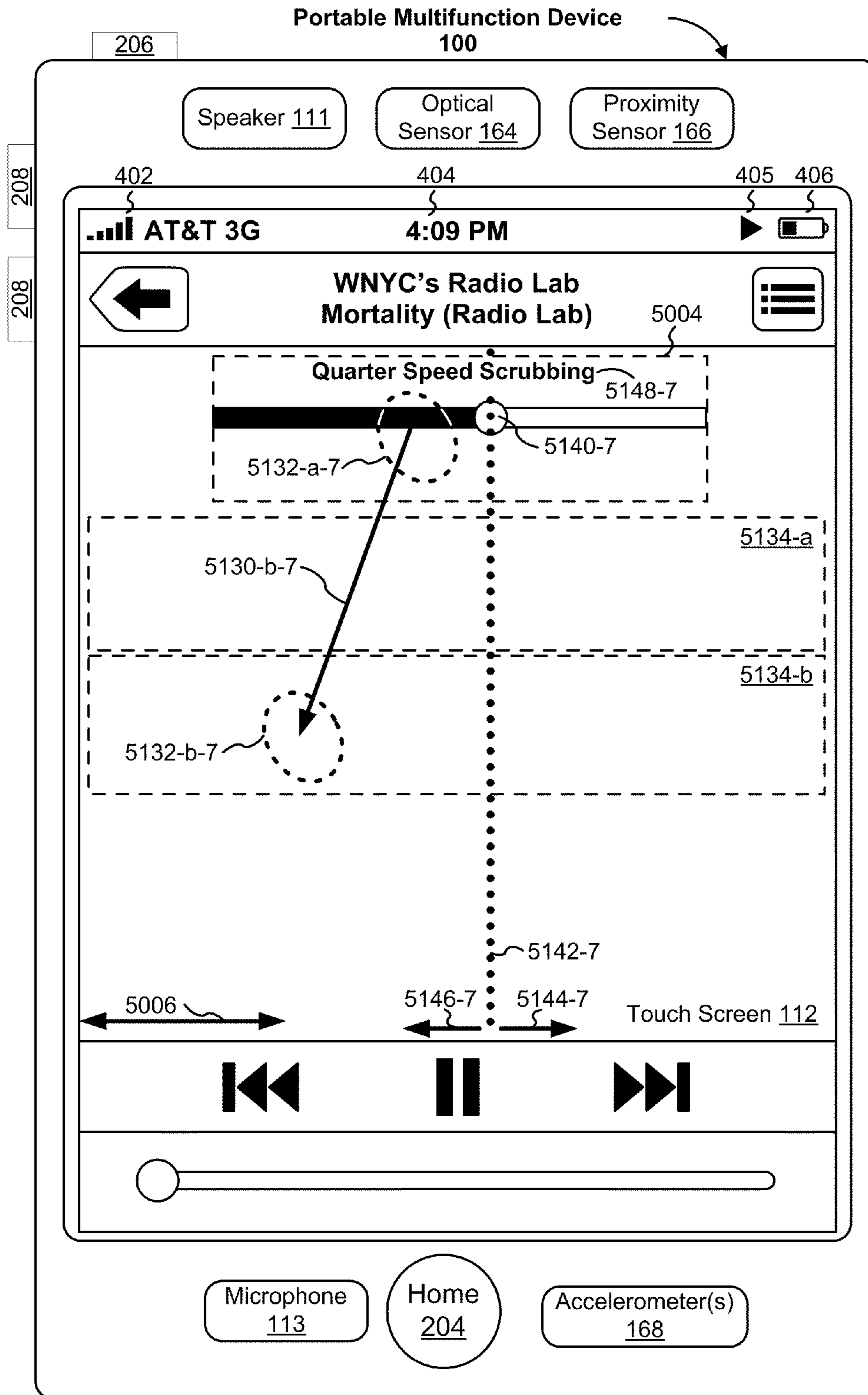


Figure 5QQ

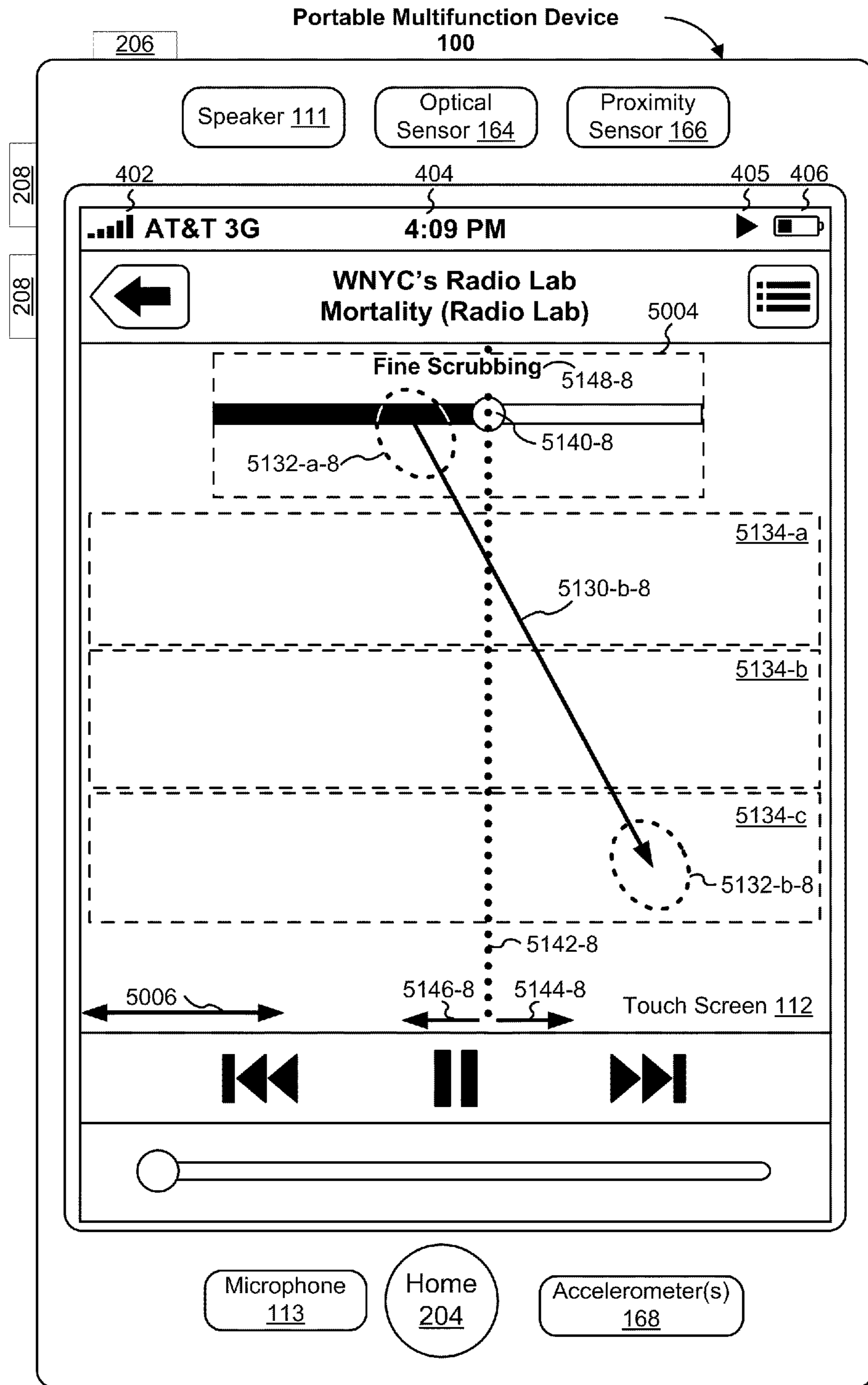


Figure 5RR

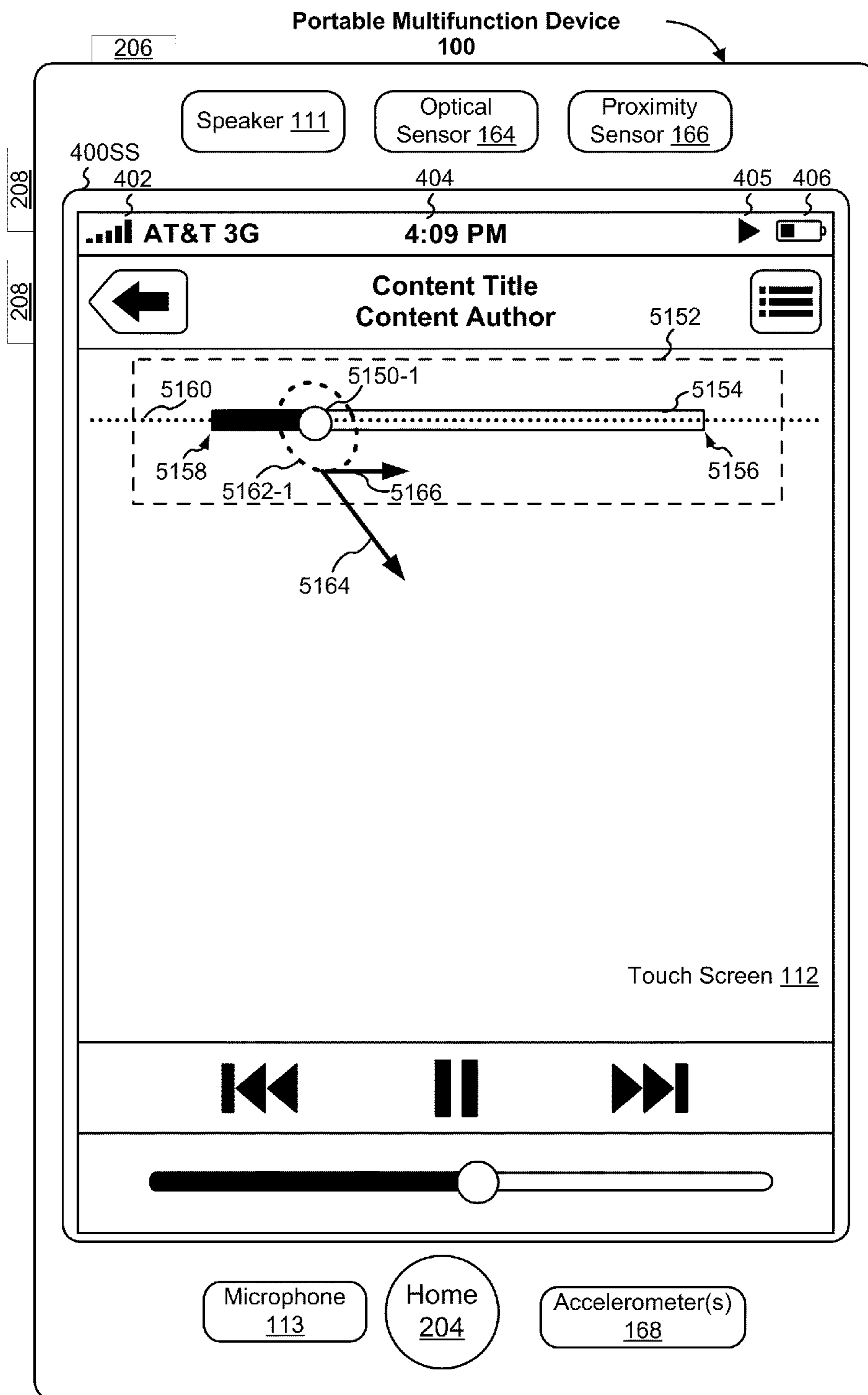


Figure 5SS

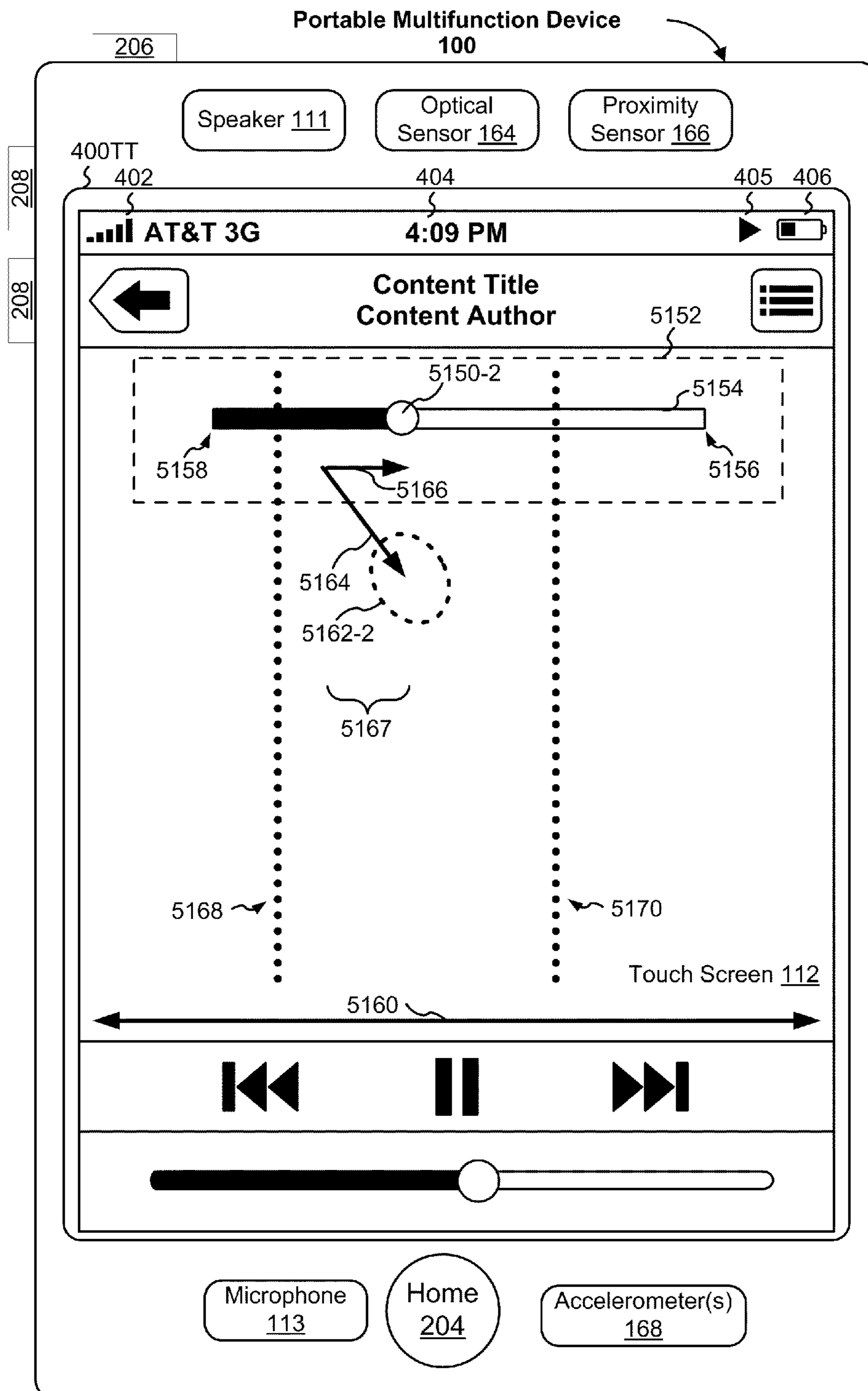


Figure 5TT

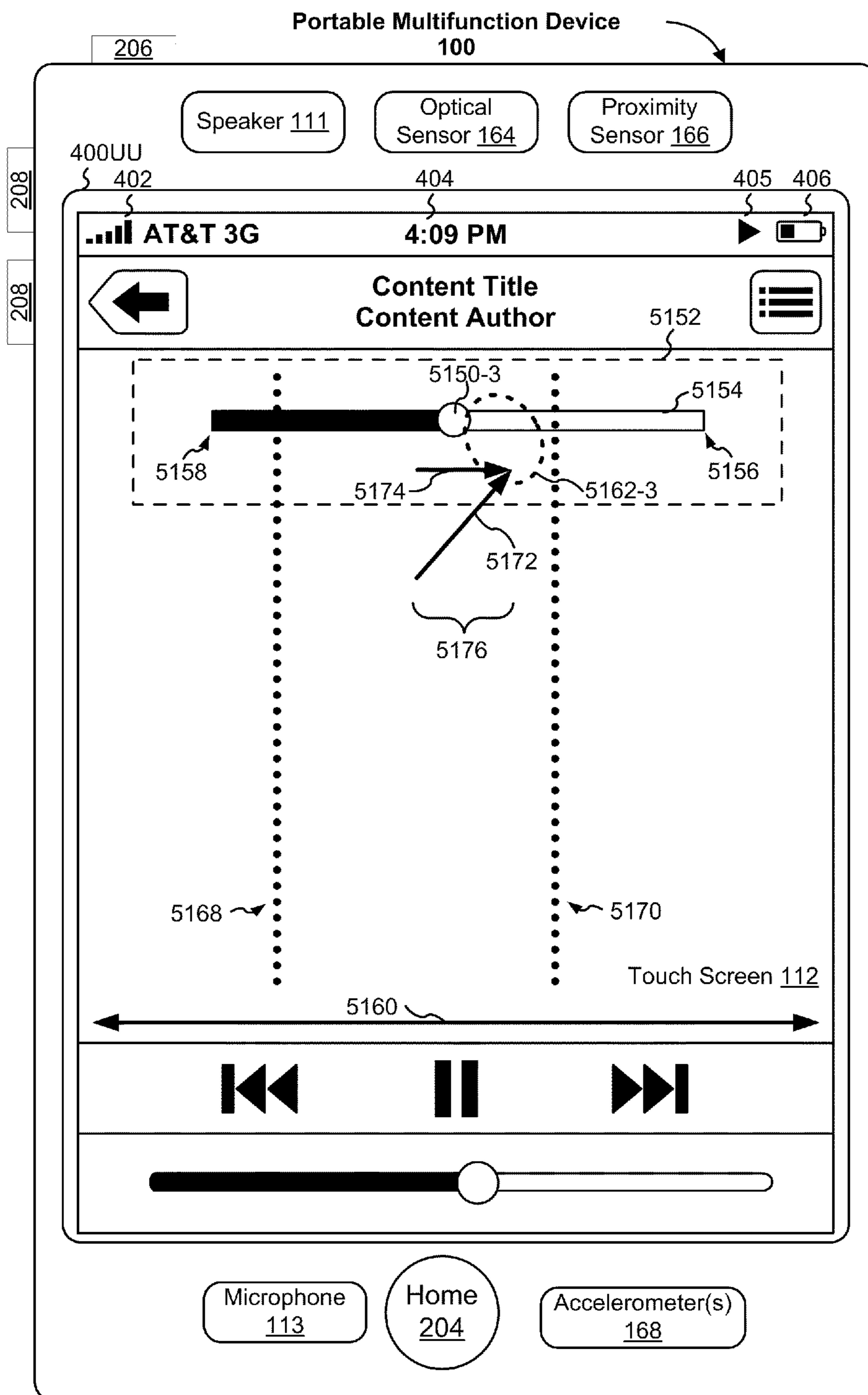


Figure 5UU

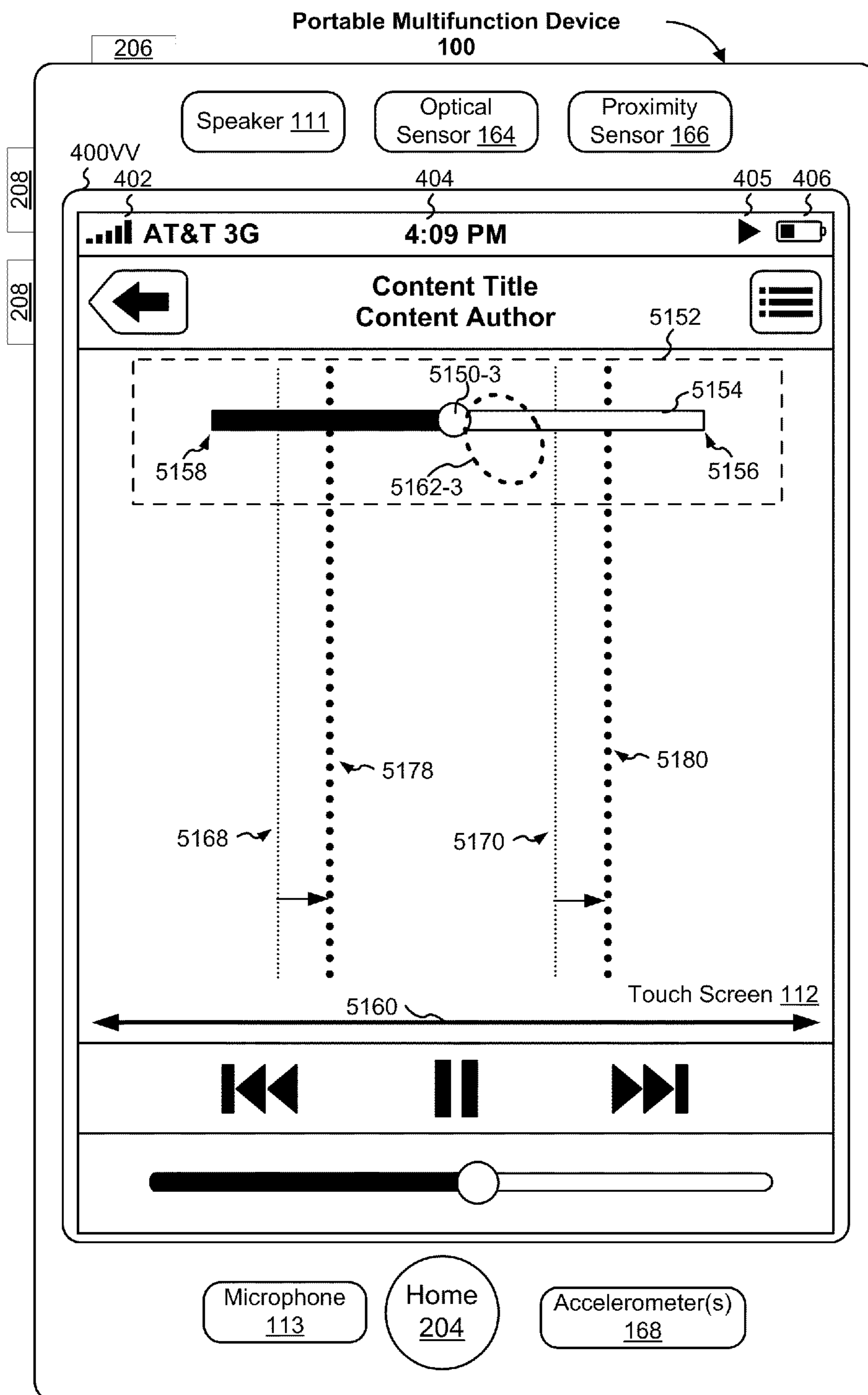


Figure 5V

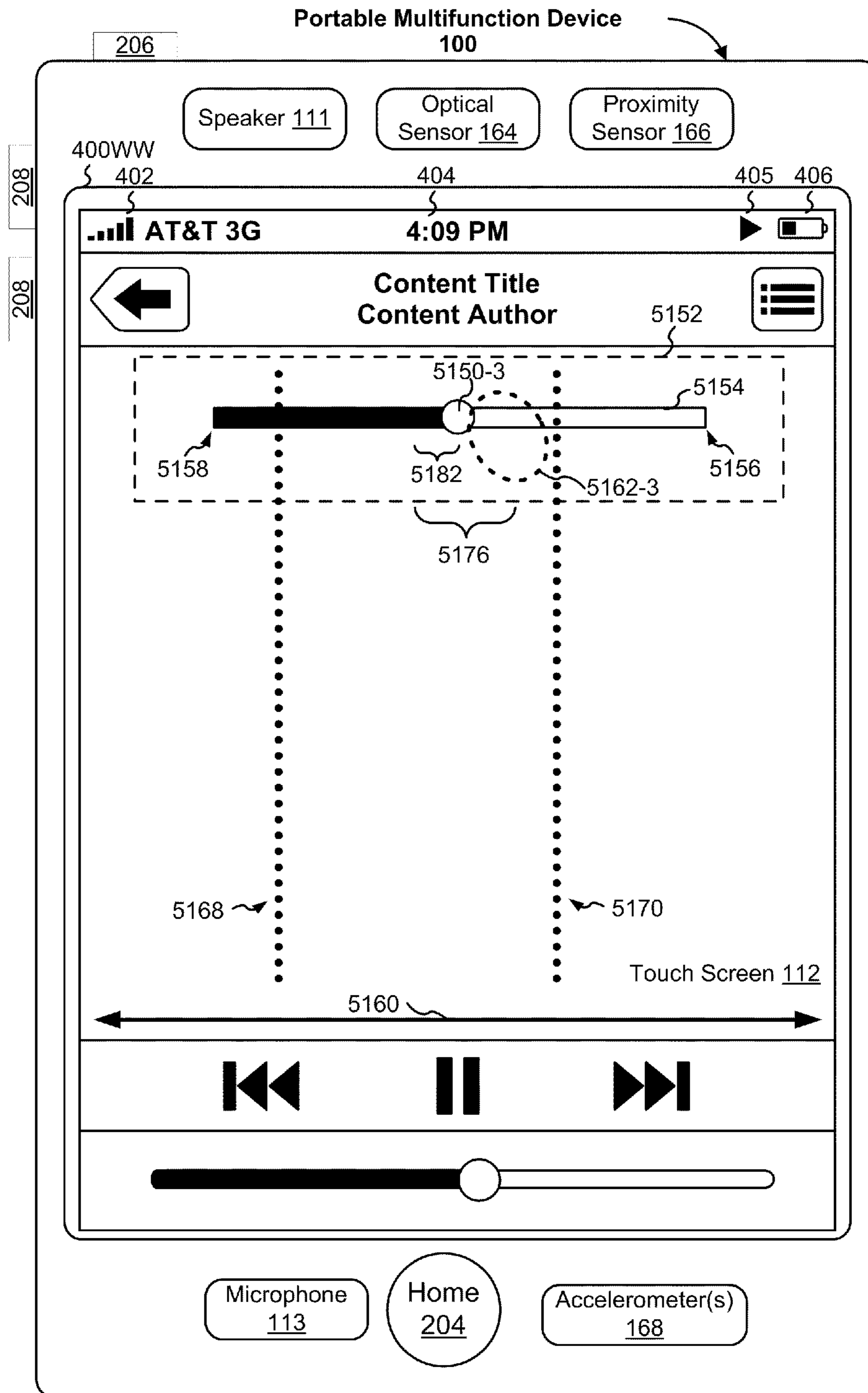


Figure 5WW

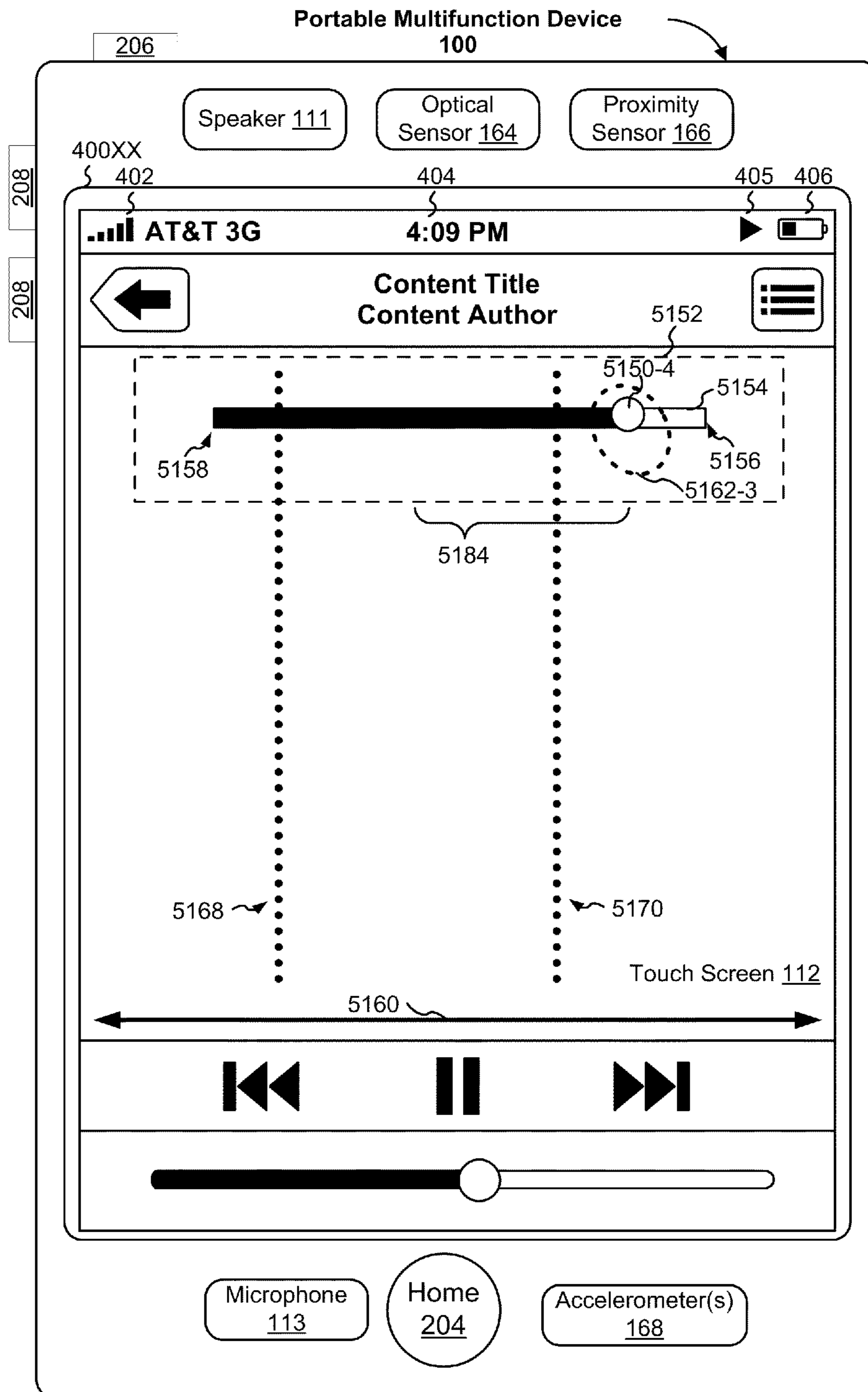


Figure 5XX

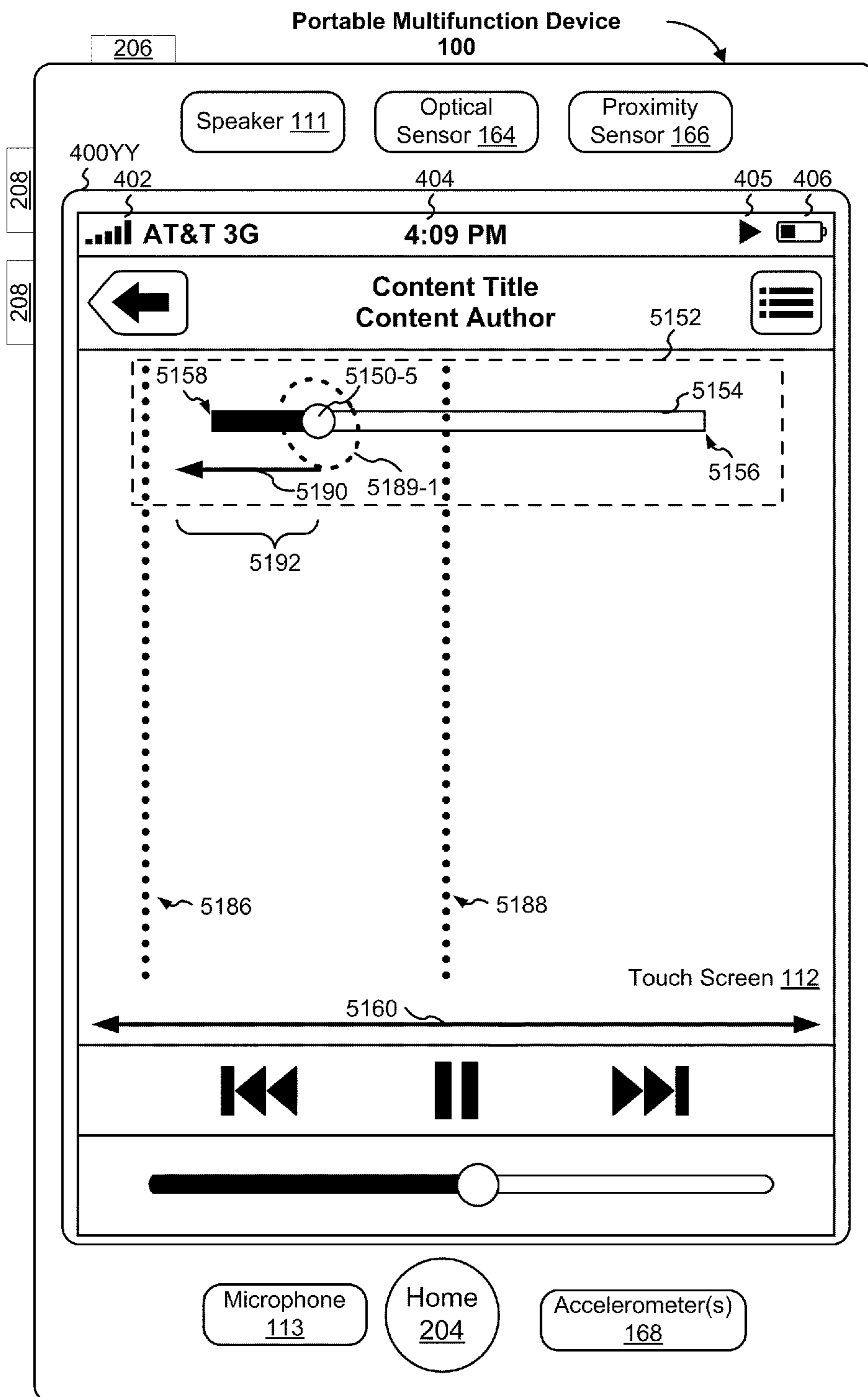


Figure 5YY

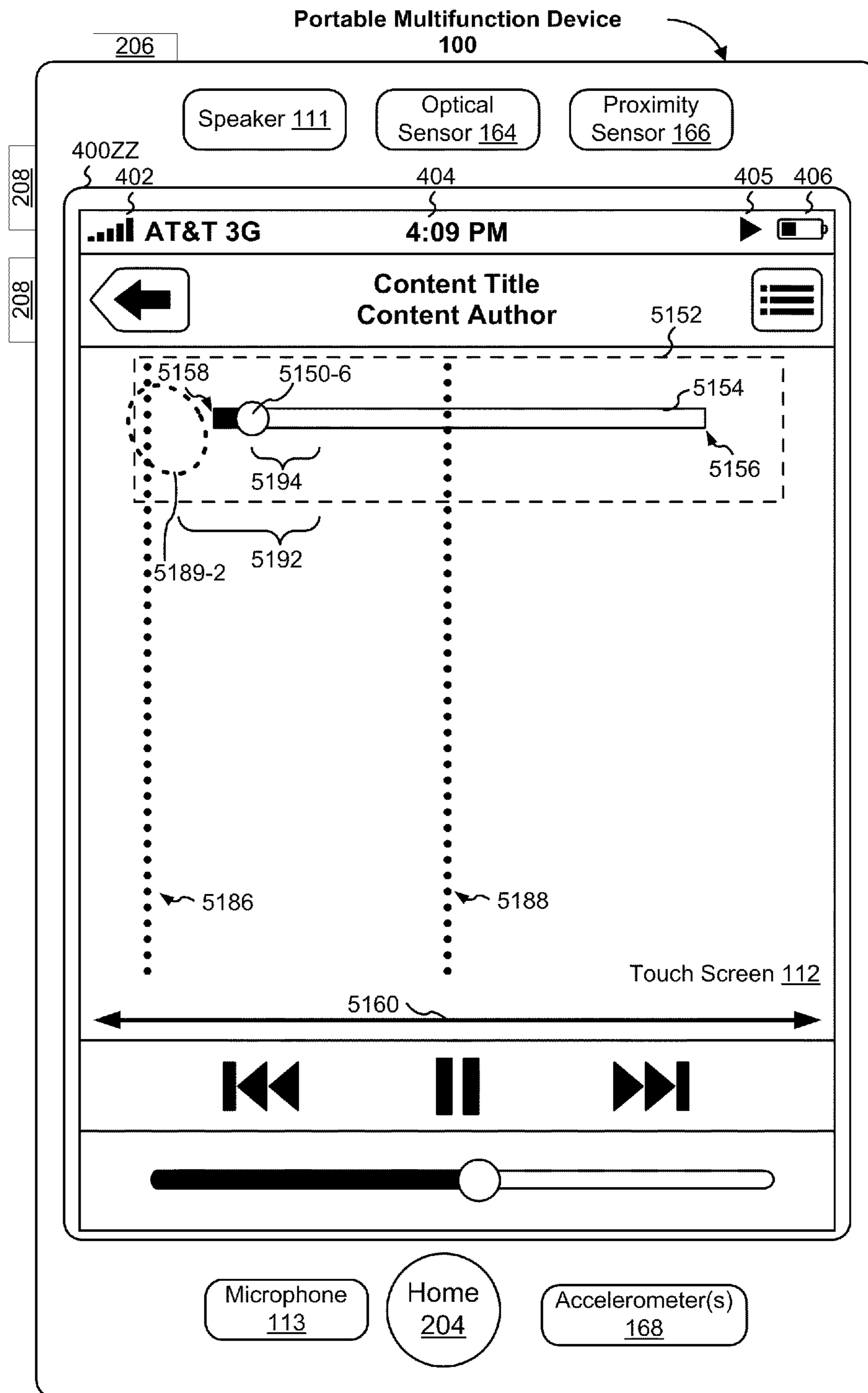


Figure 5ZZ

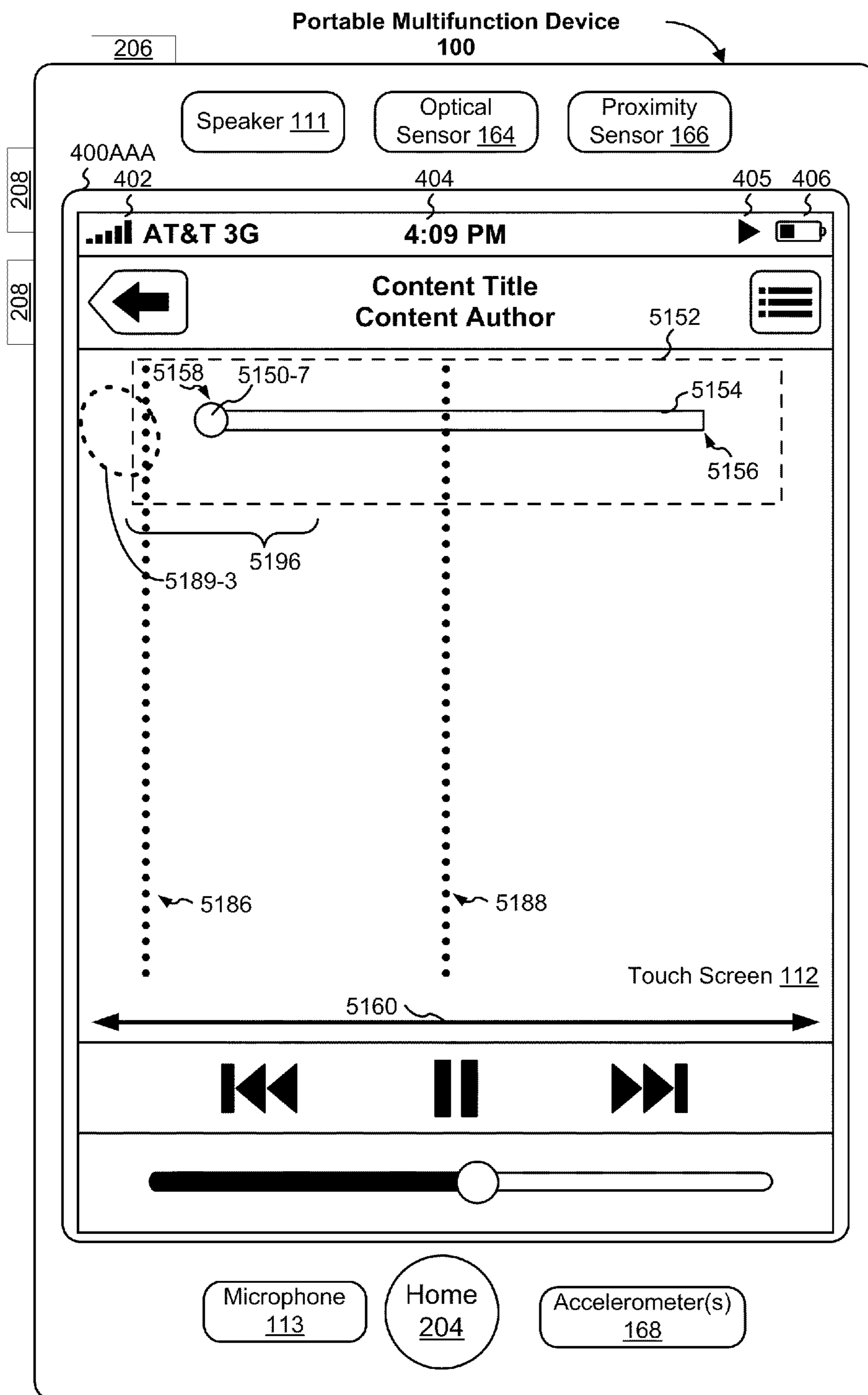


Figure 5AAA

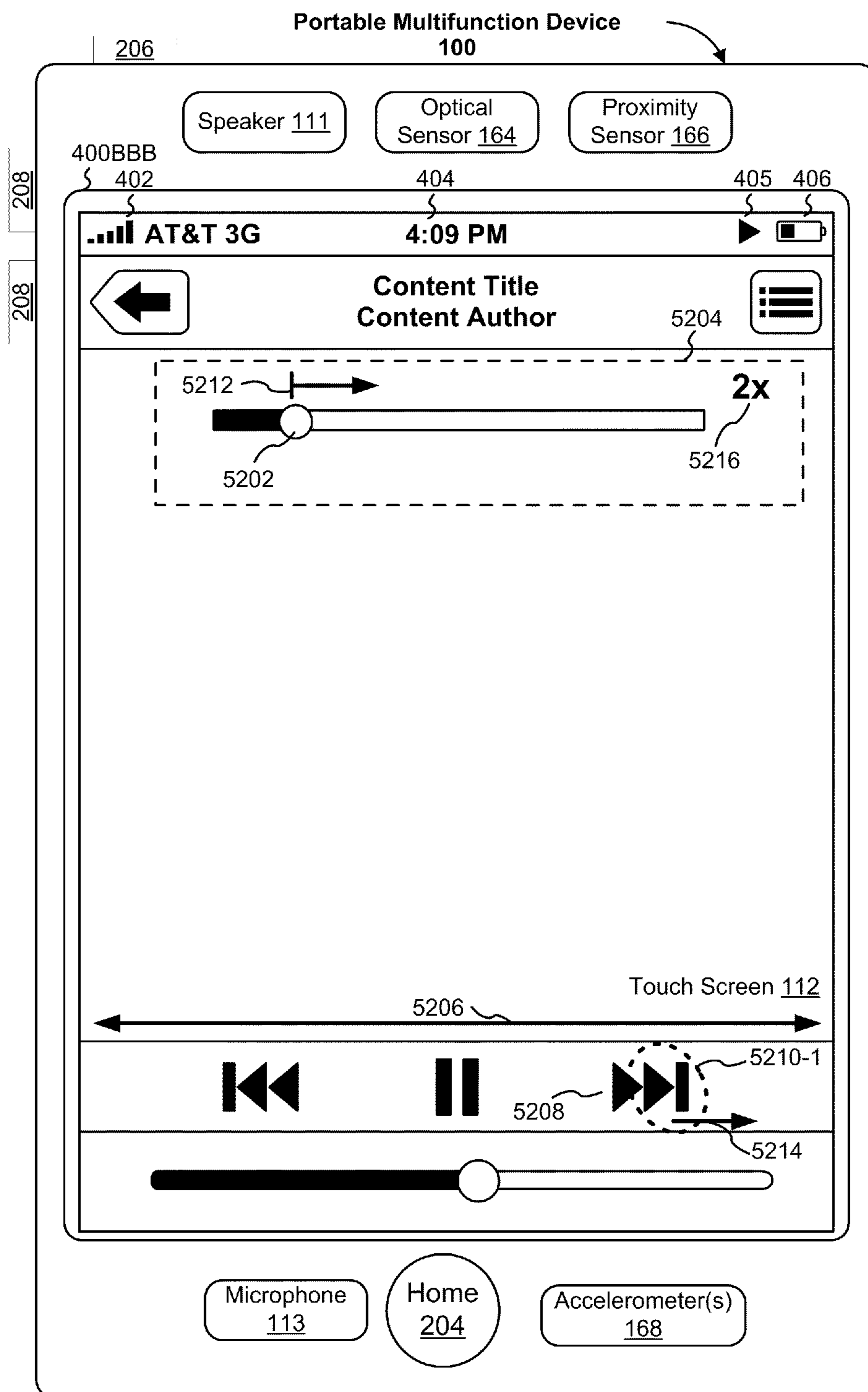


Figure 5BBB

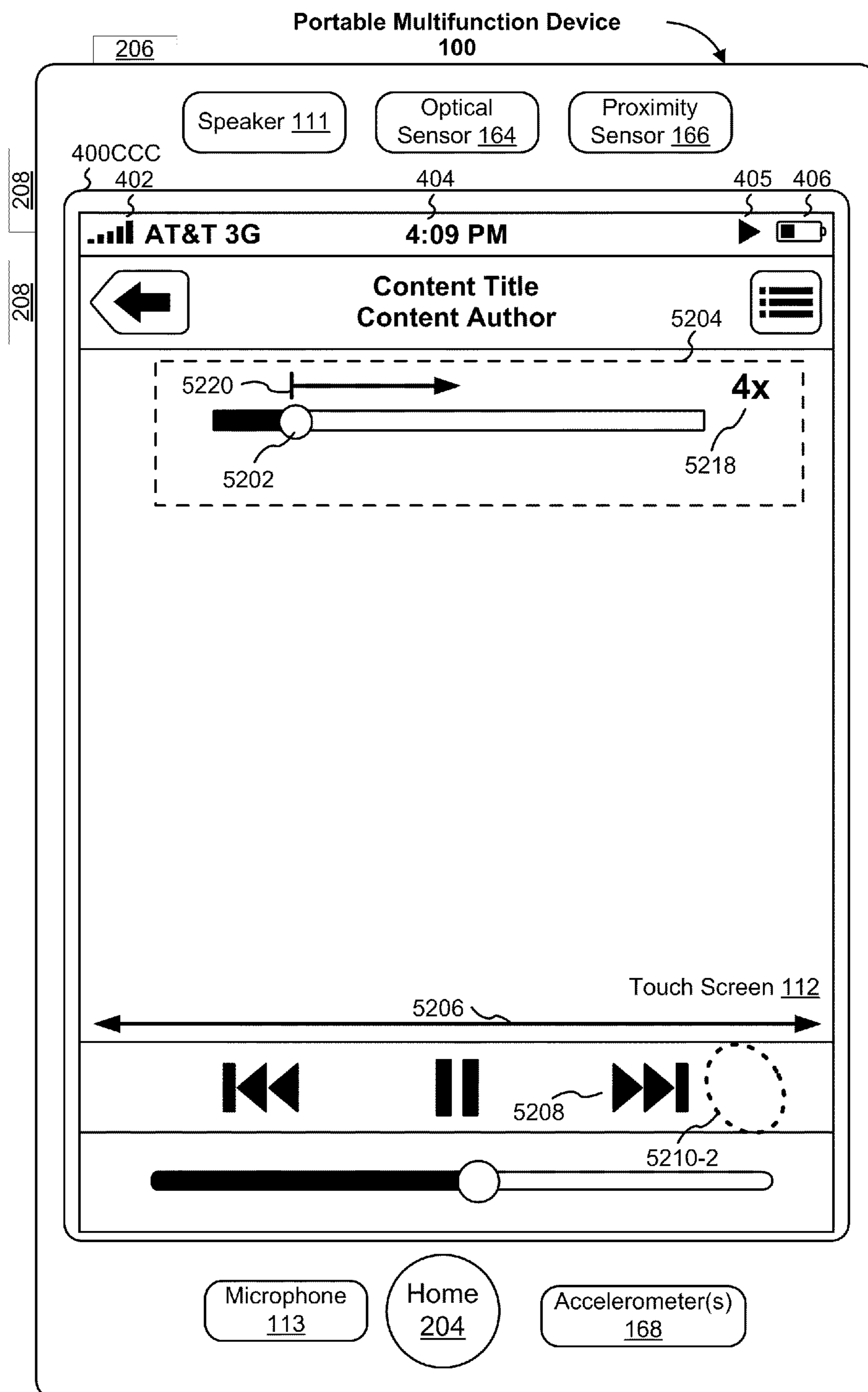


Figure 5CCC

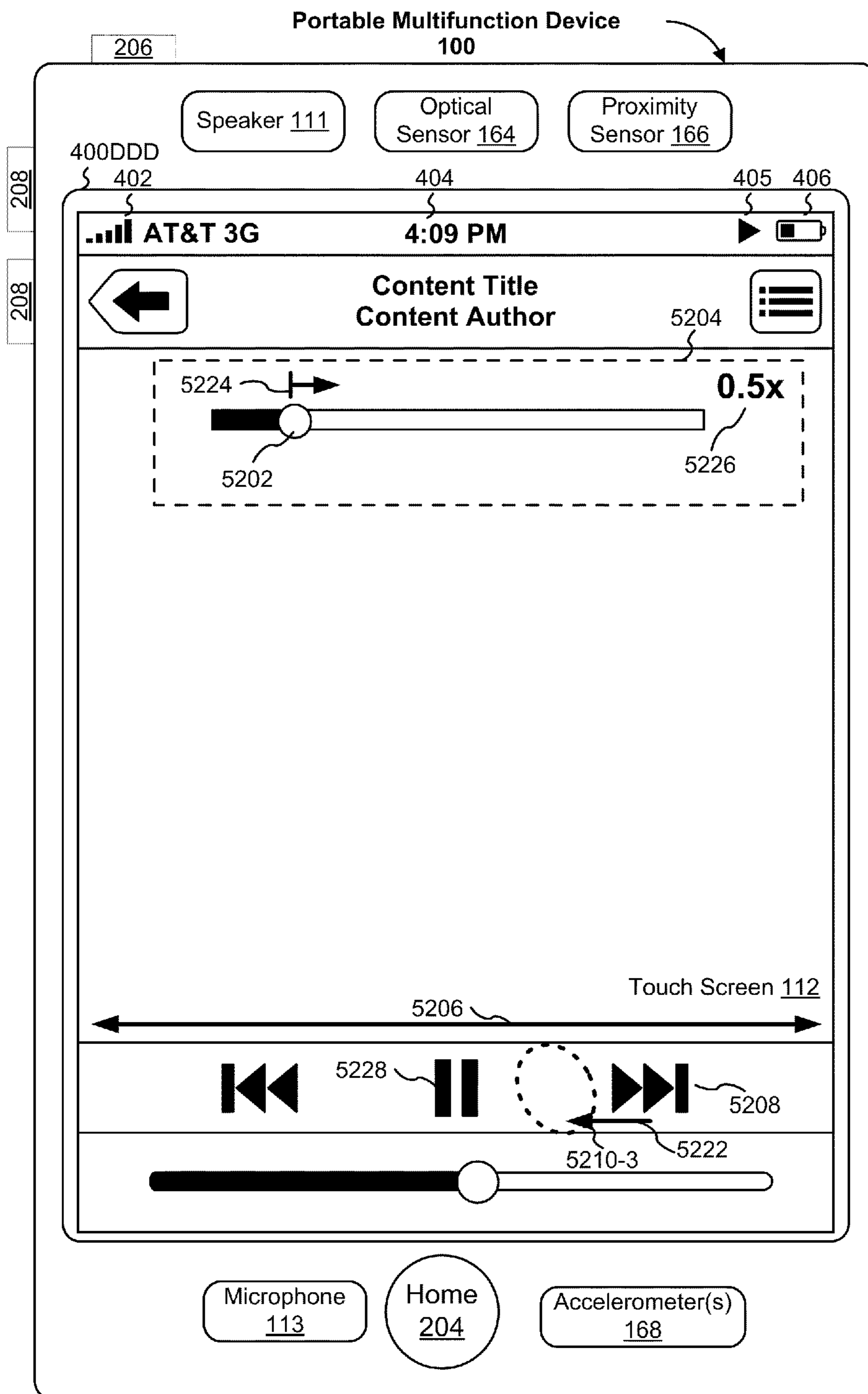


Figure 5DDD

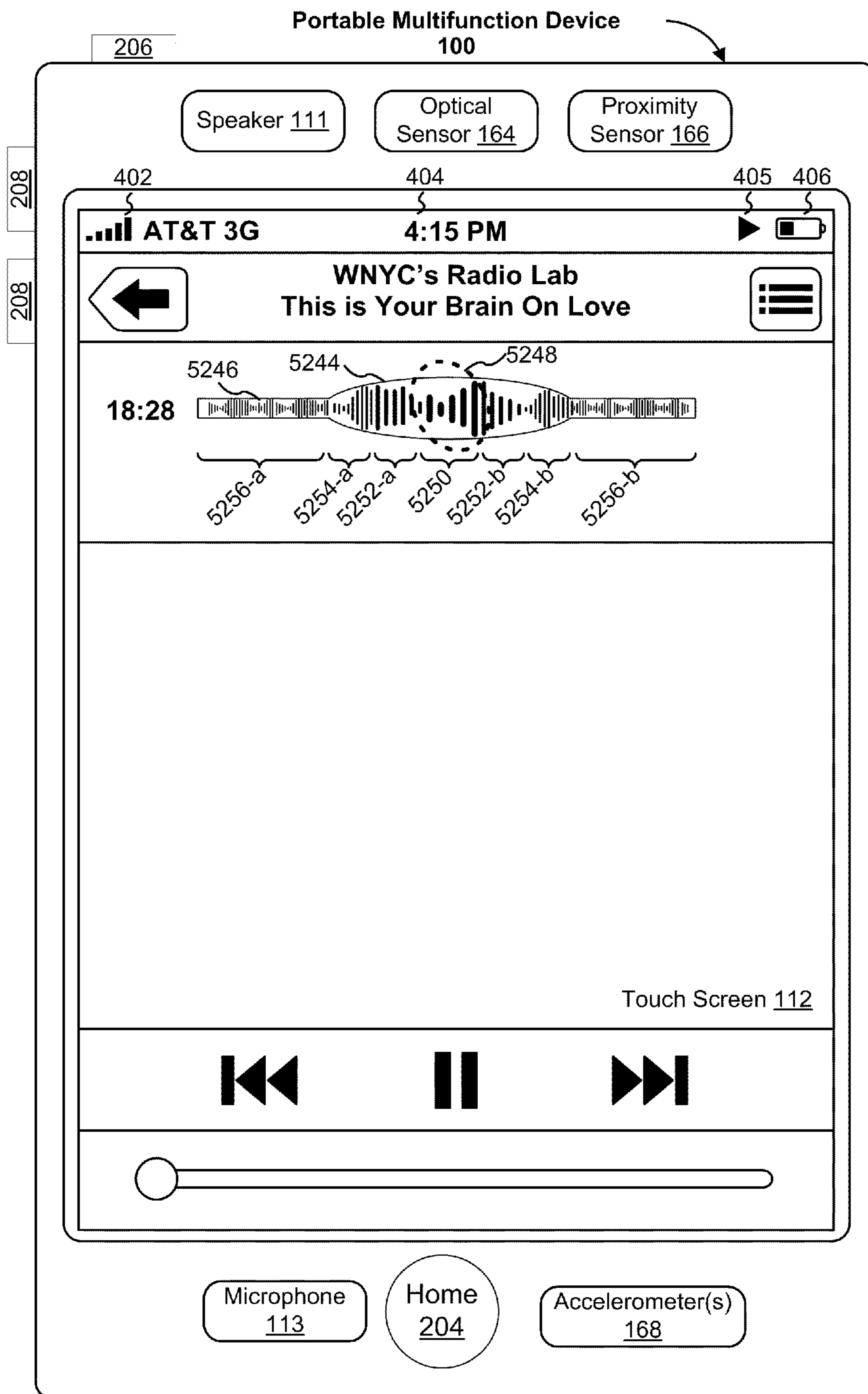


Figure 5EEE

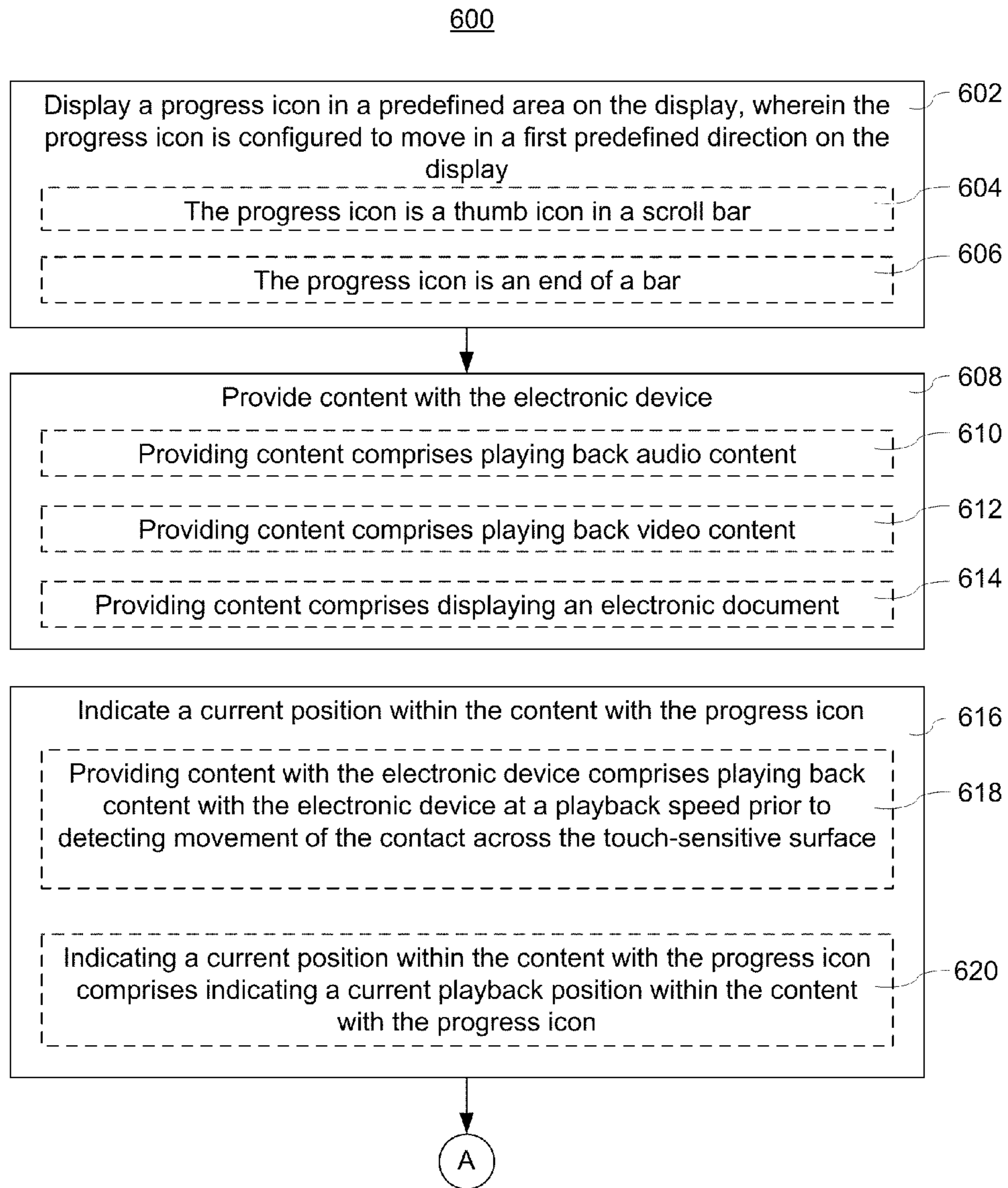


Figure 6A

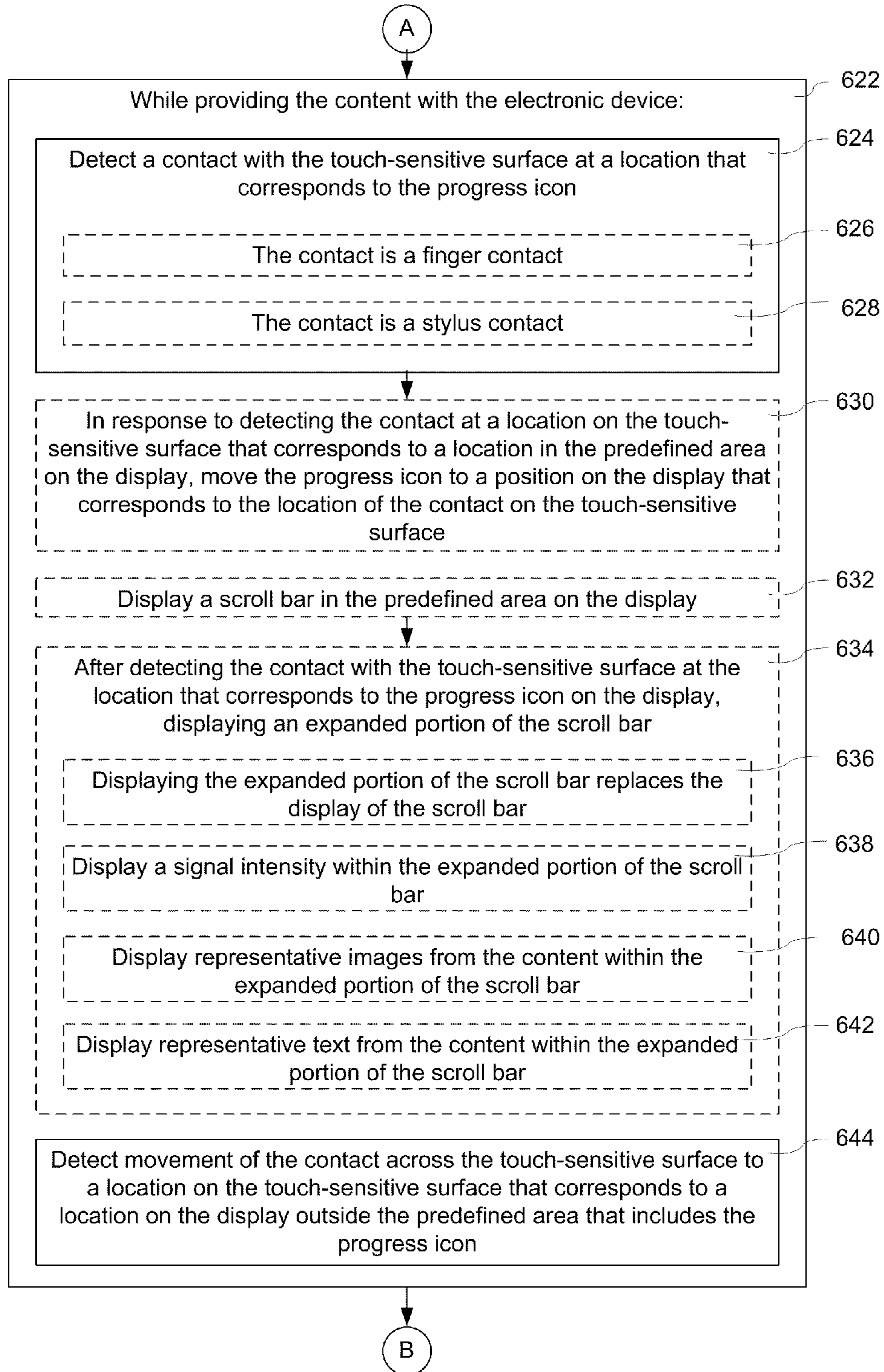


Figure 6B

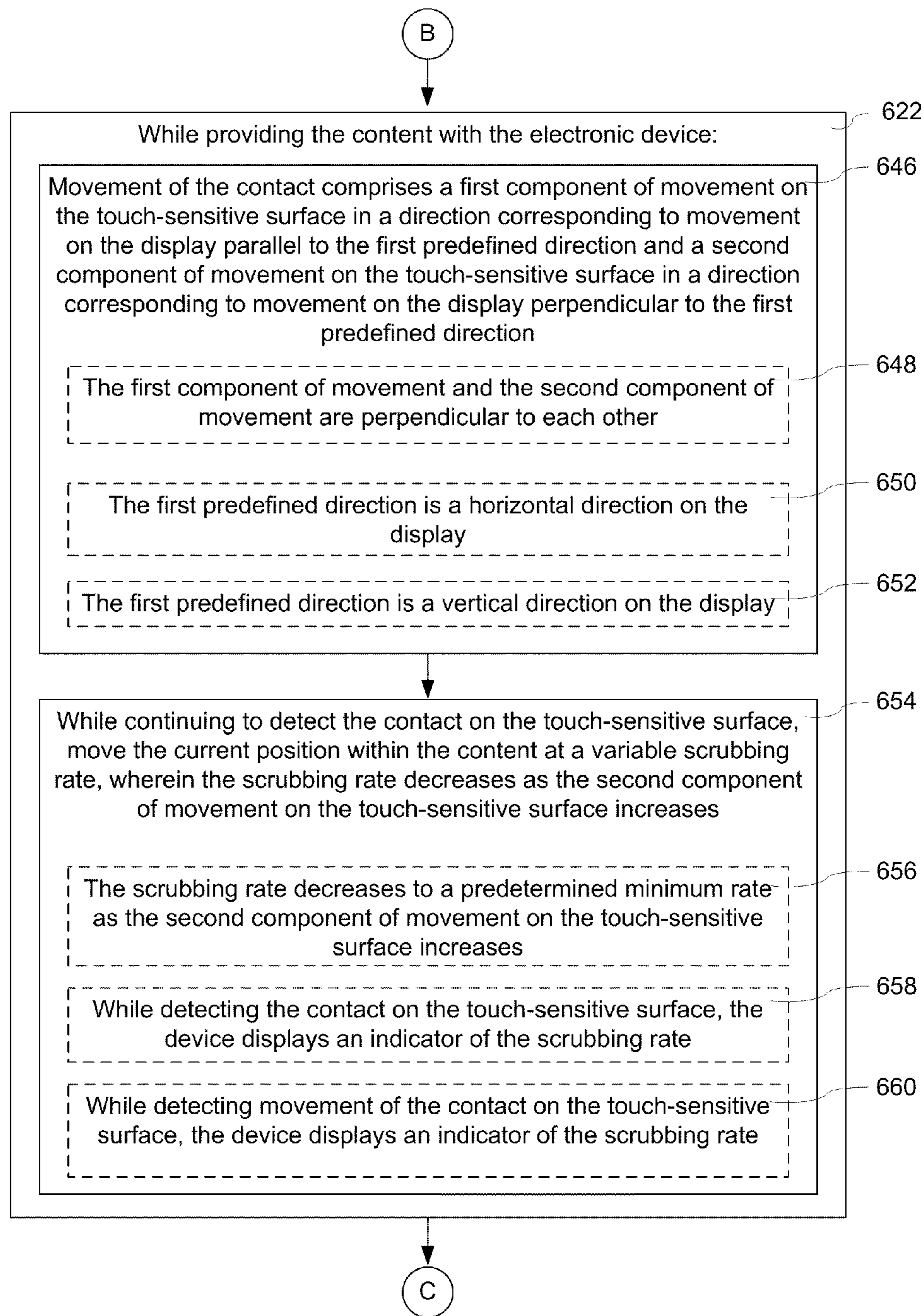


Figure 6C

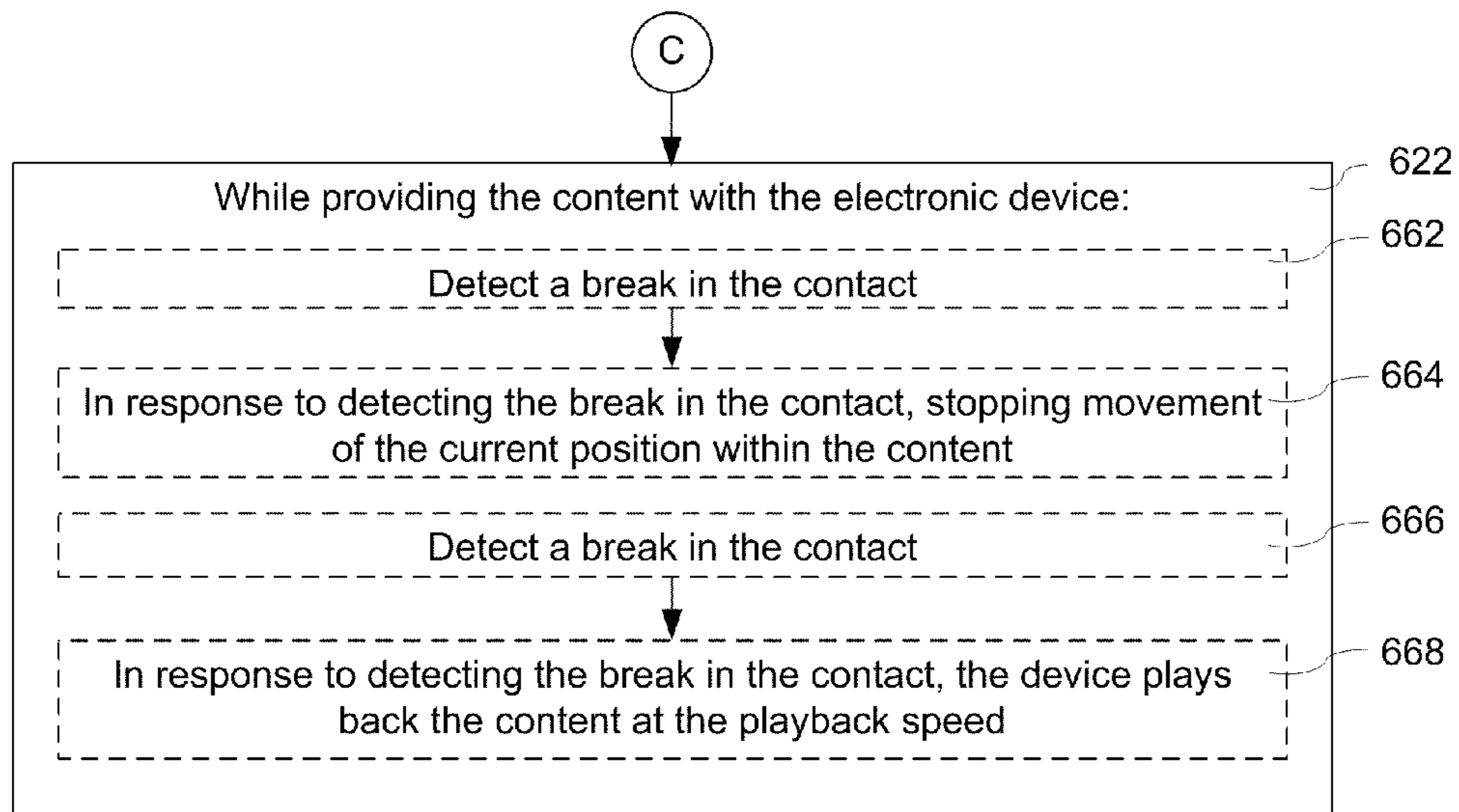


Figure 6D

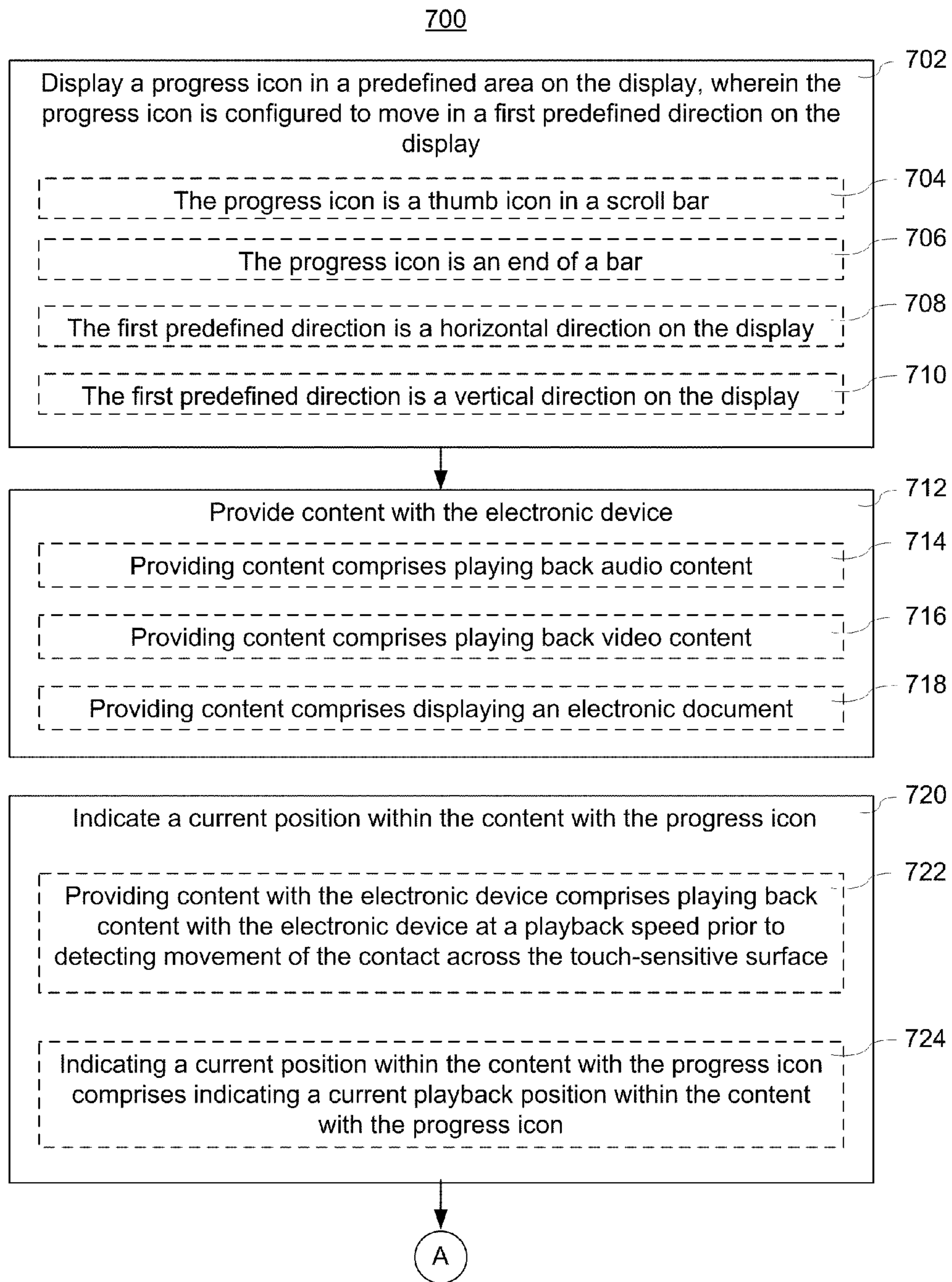


Figure 7A

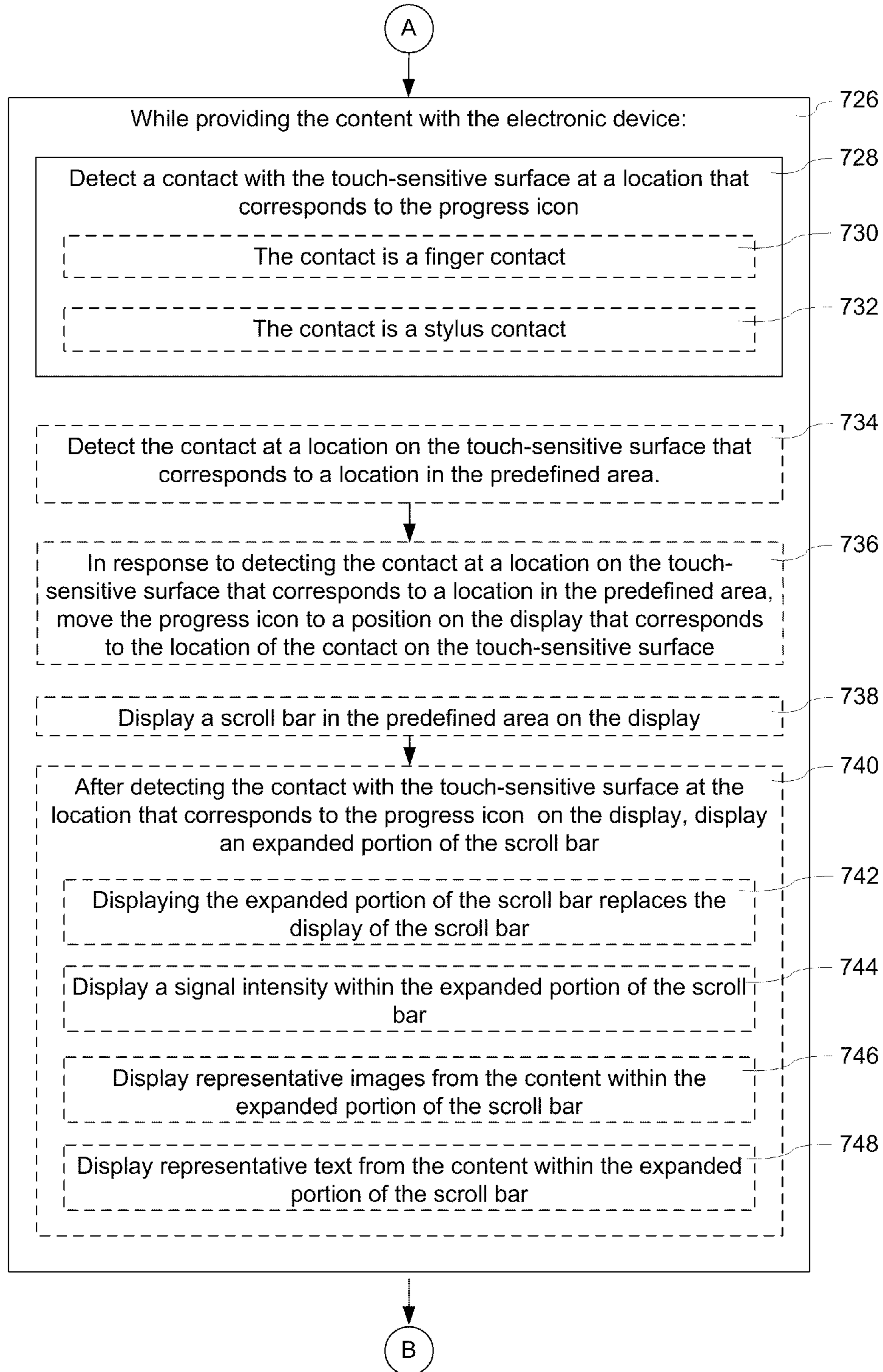


Figure 7B

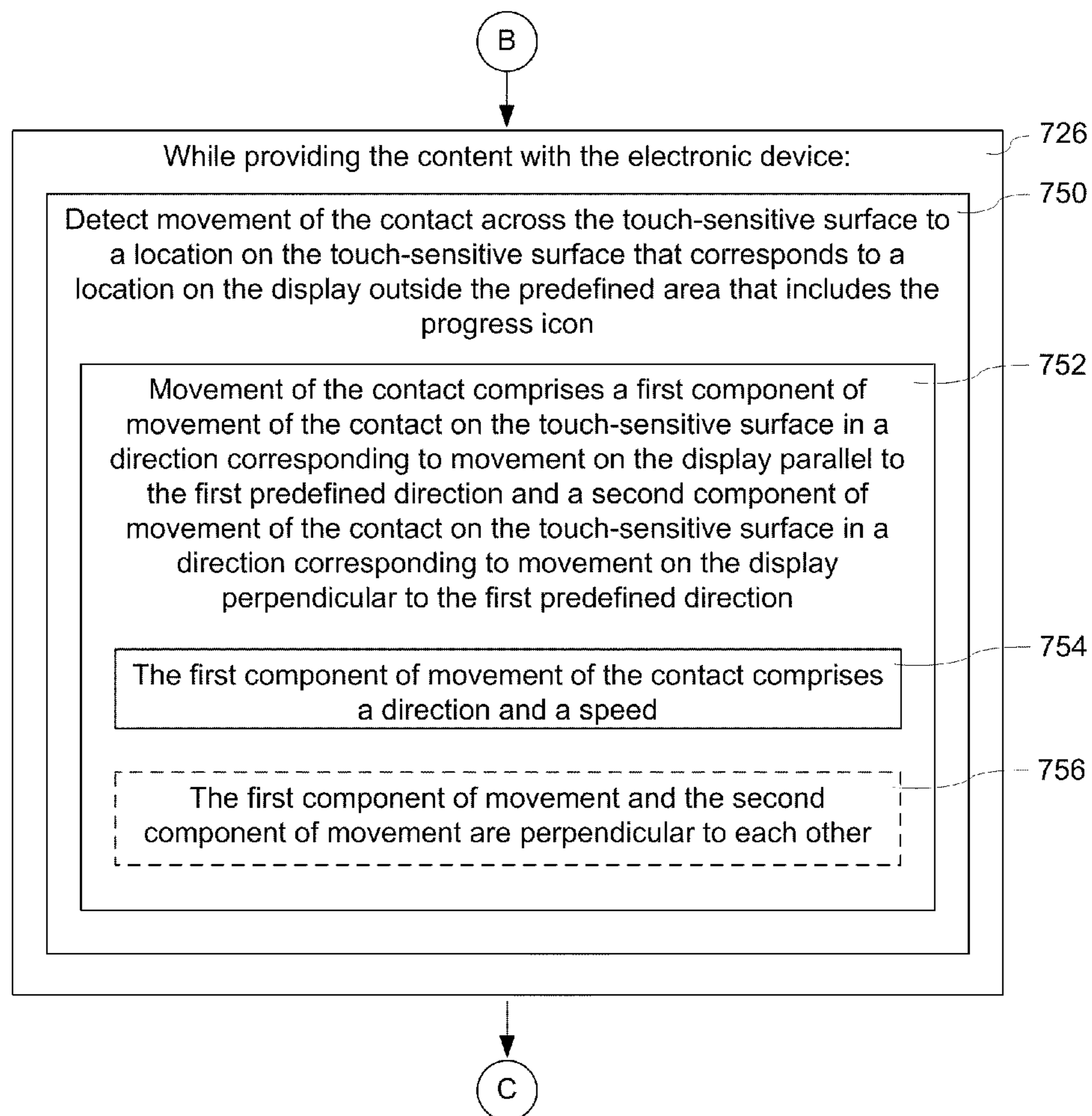


Figure 7C

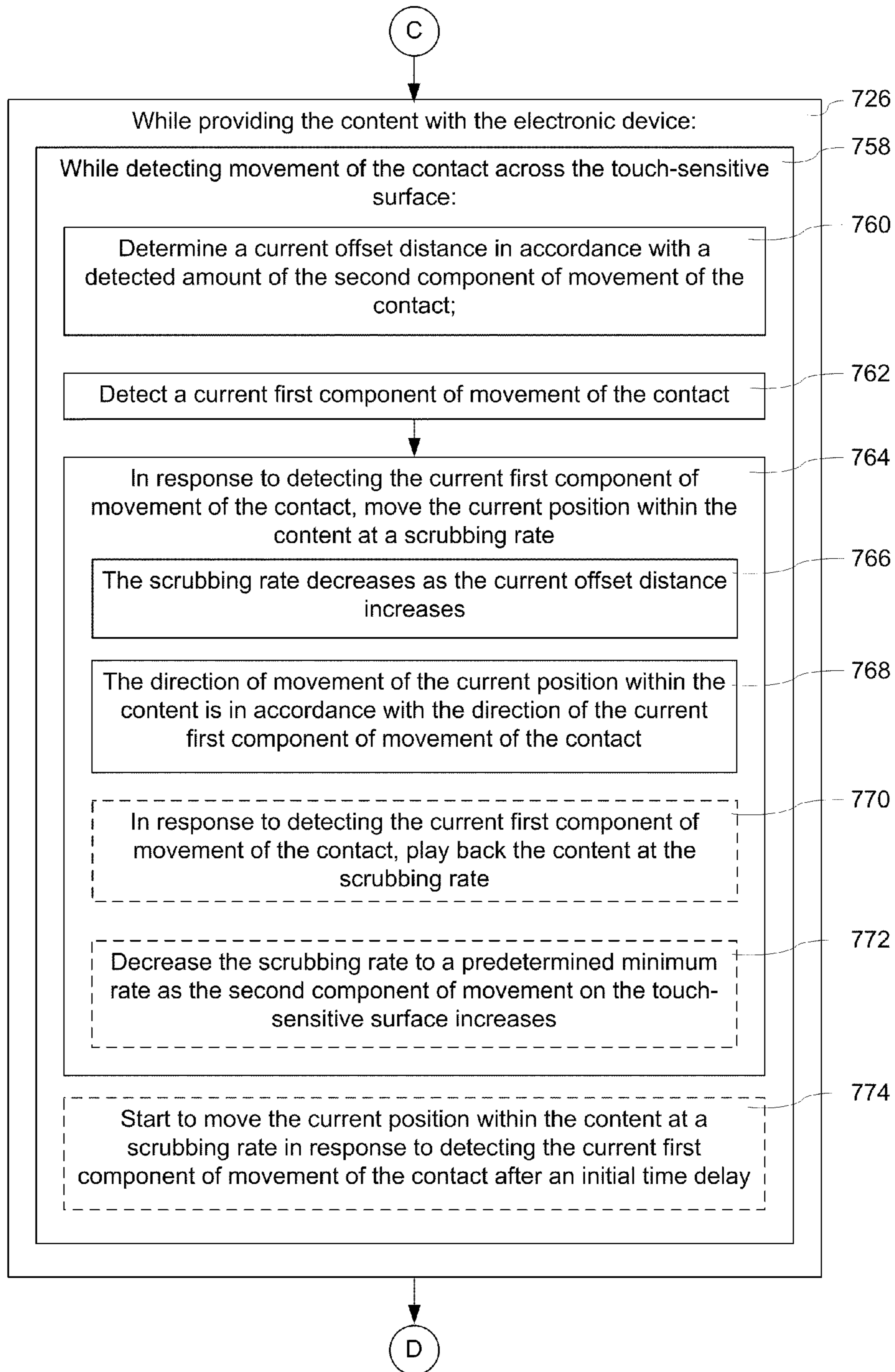


Figure 7D

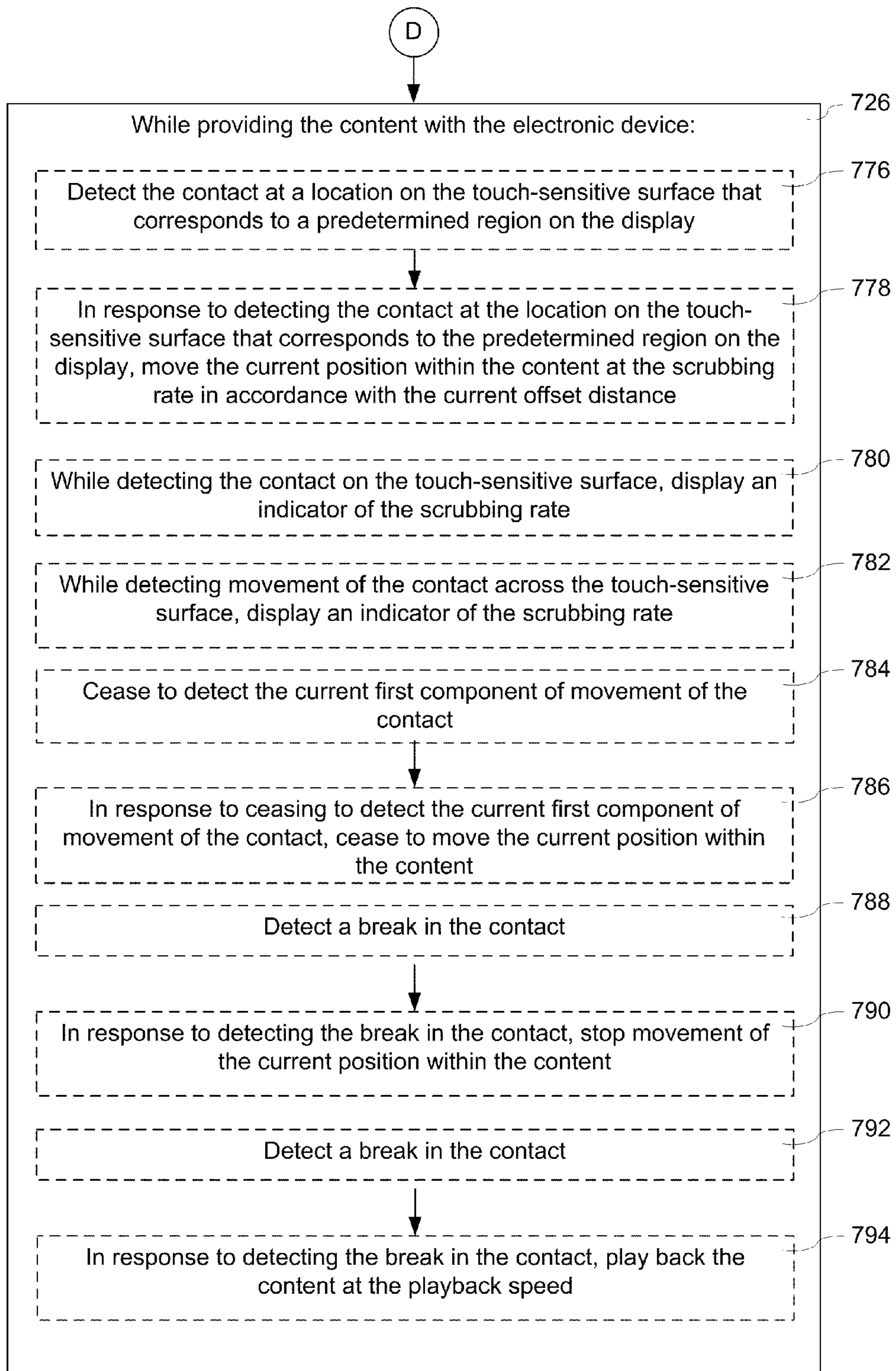


Figure 7E

800

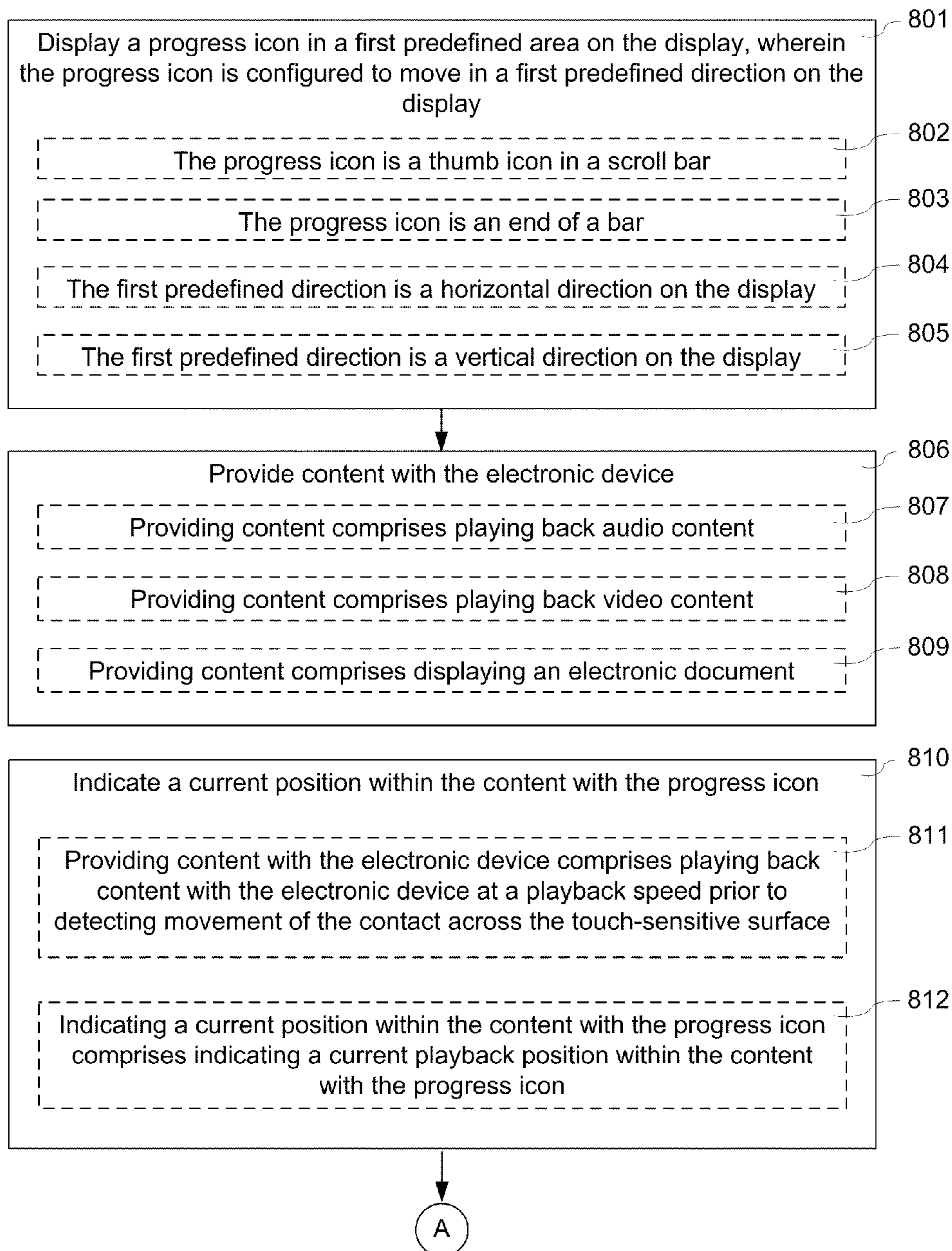


Figure 8A

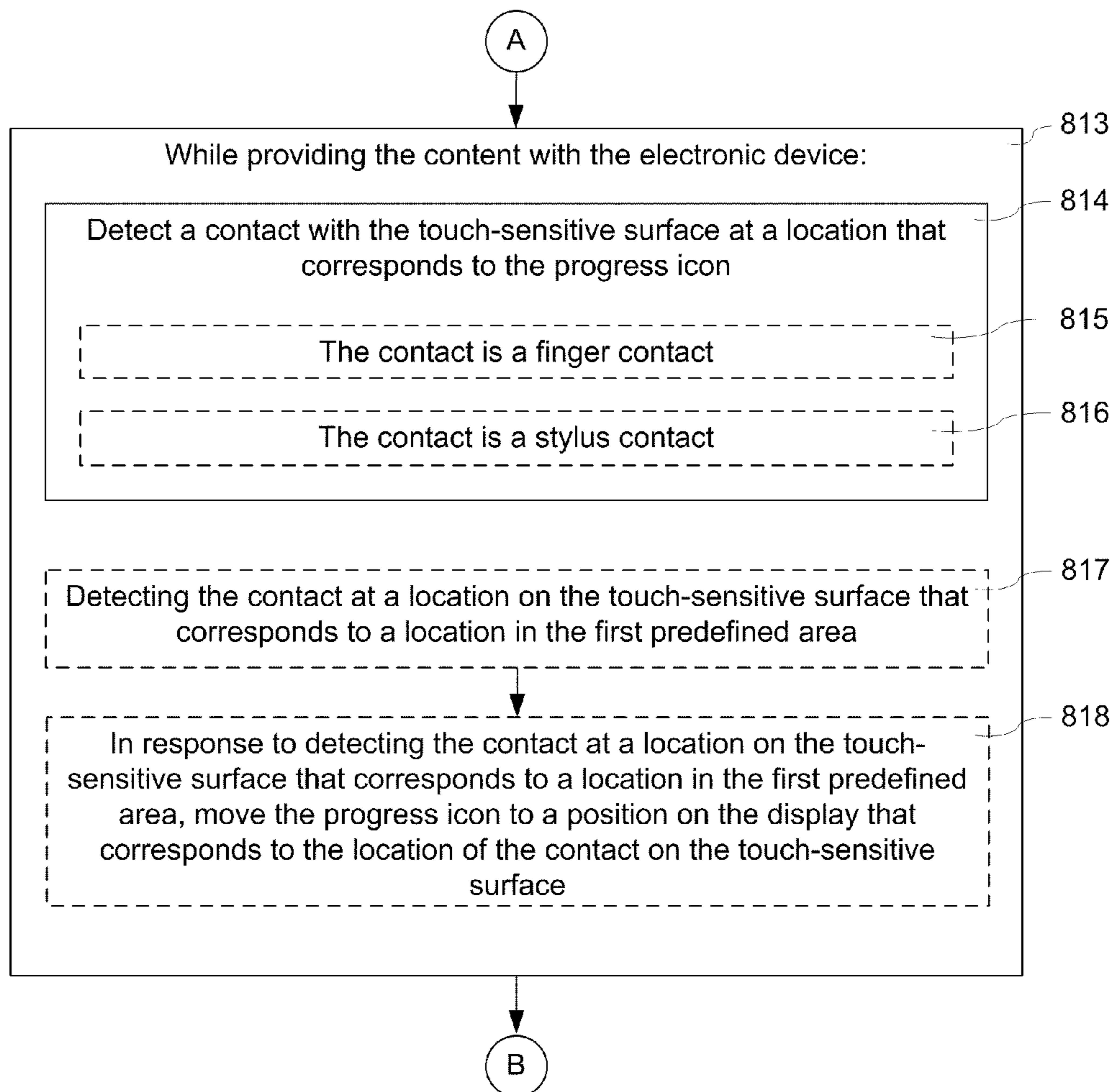


Figure 8B

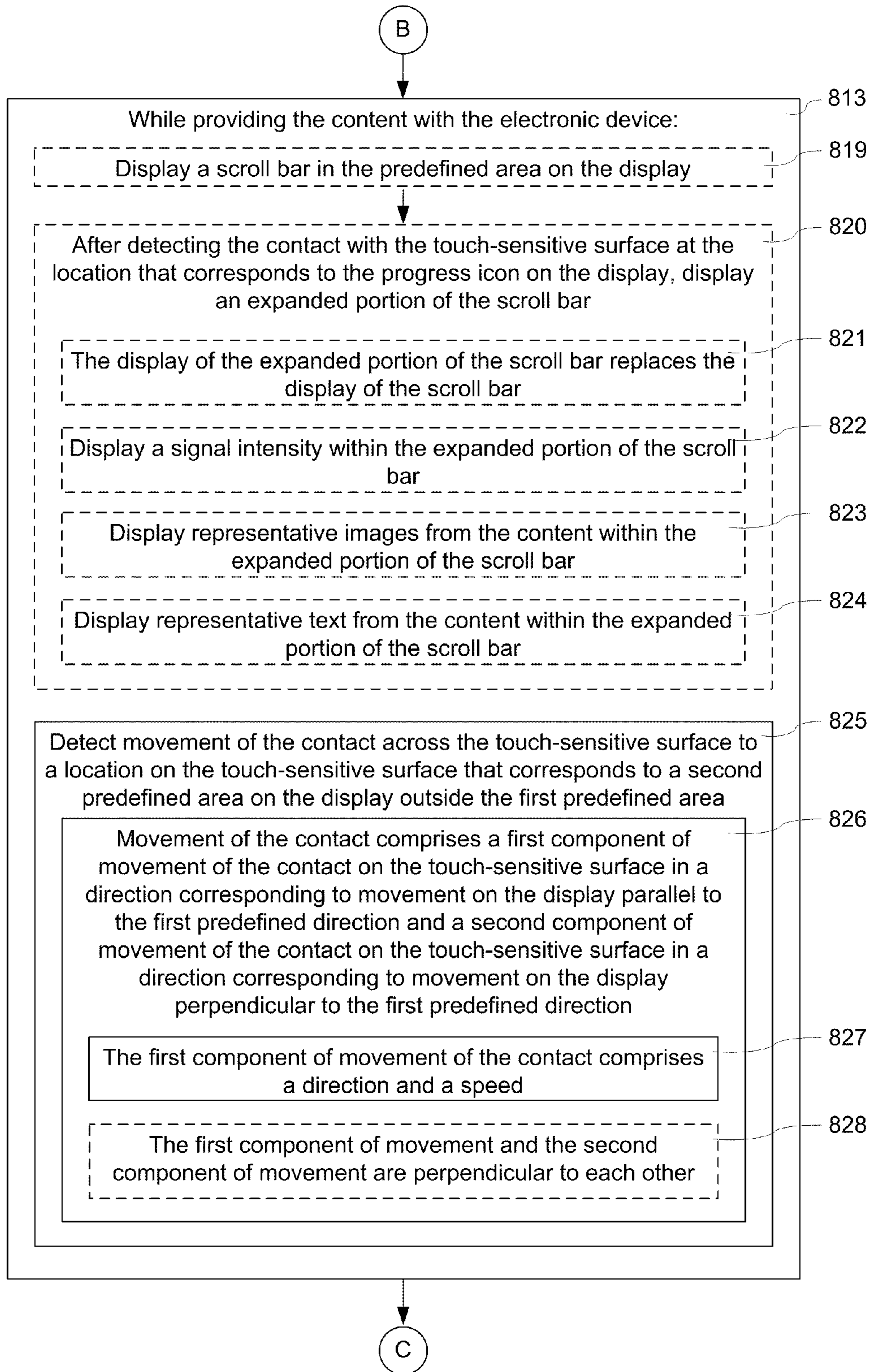


Figure 8C

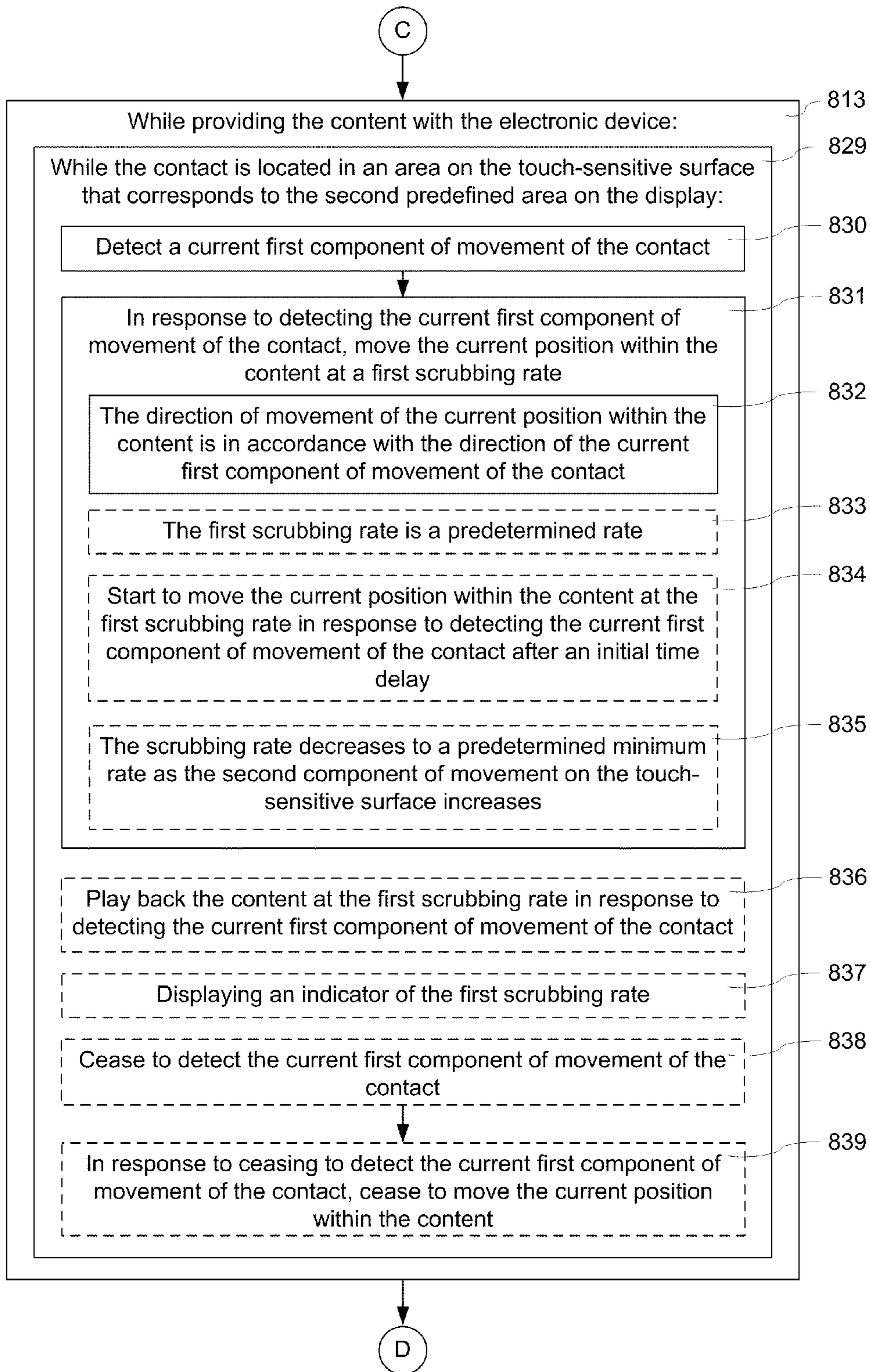


Figure 8D

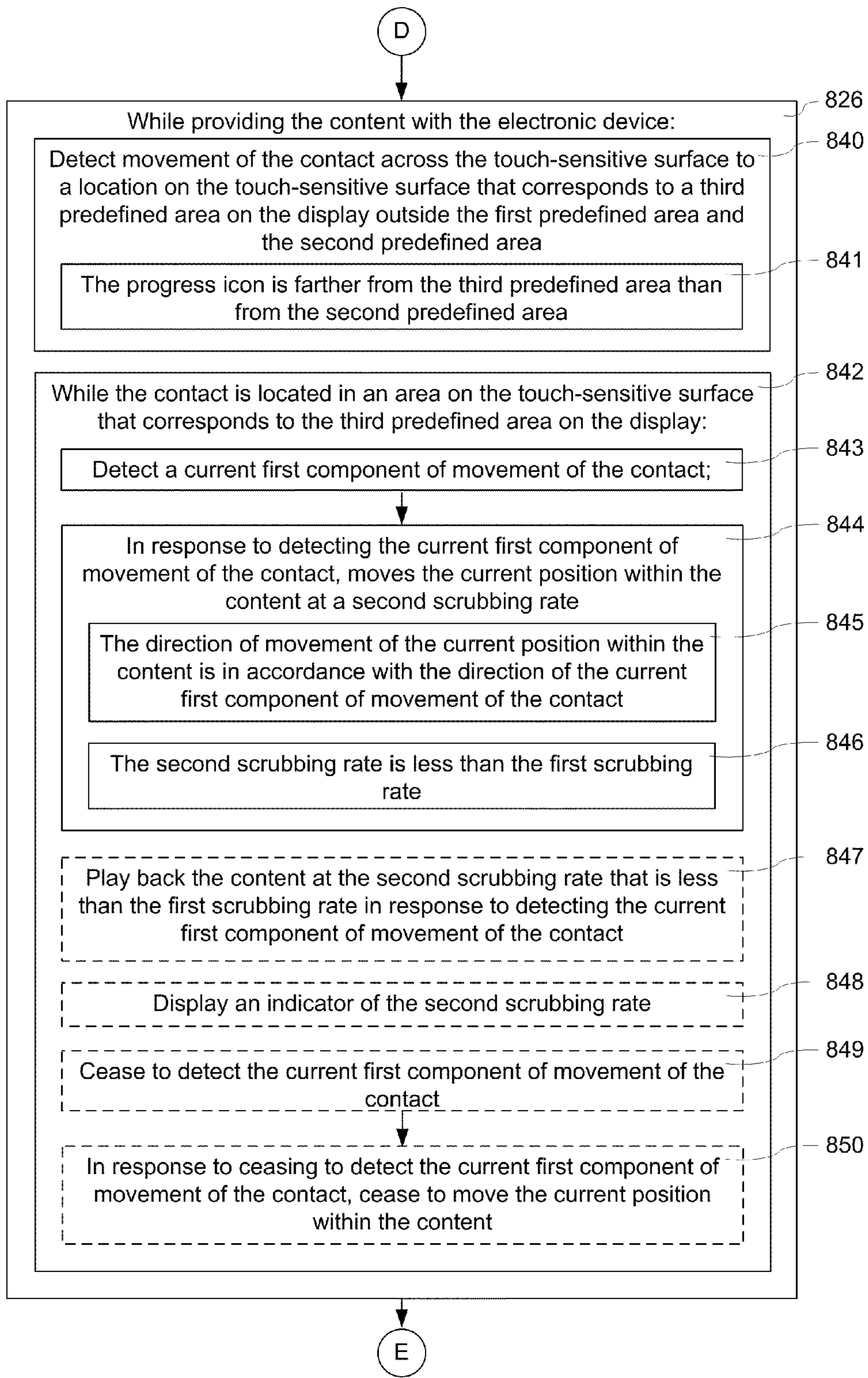


Figure 8E

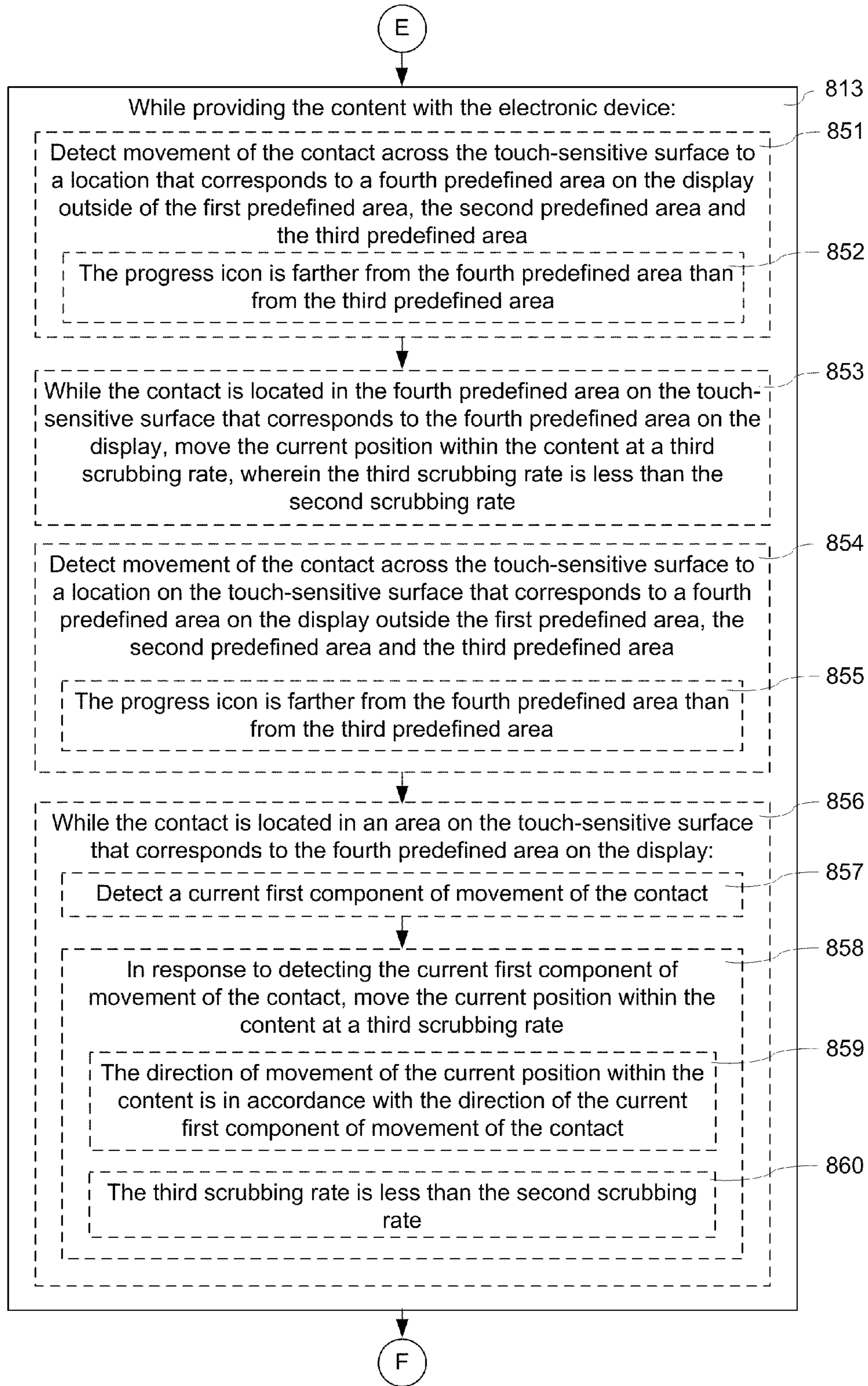


Figure 8F

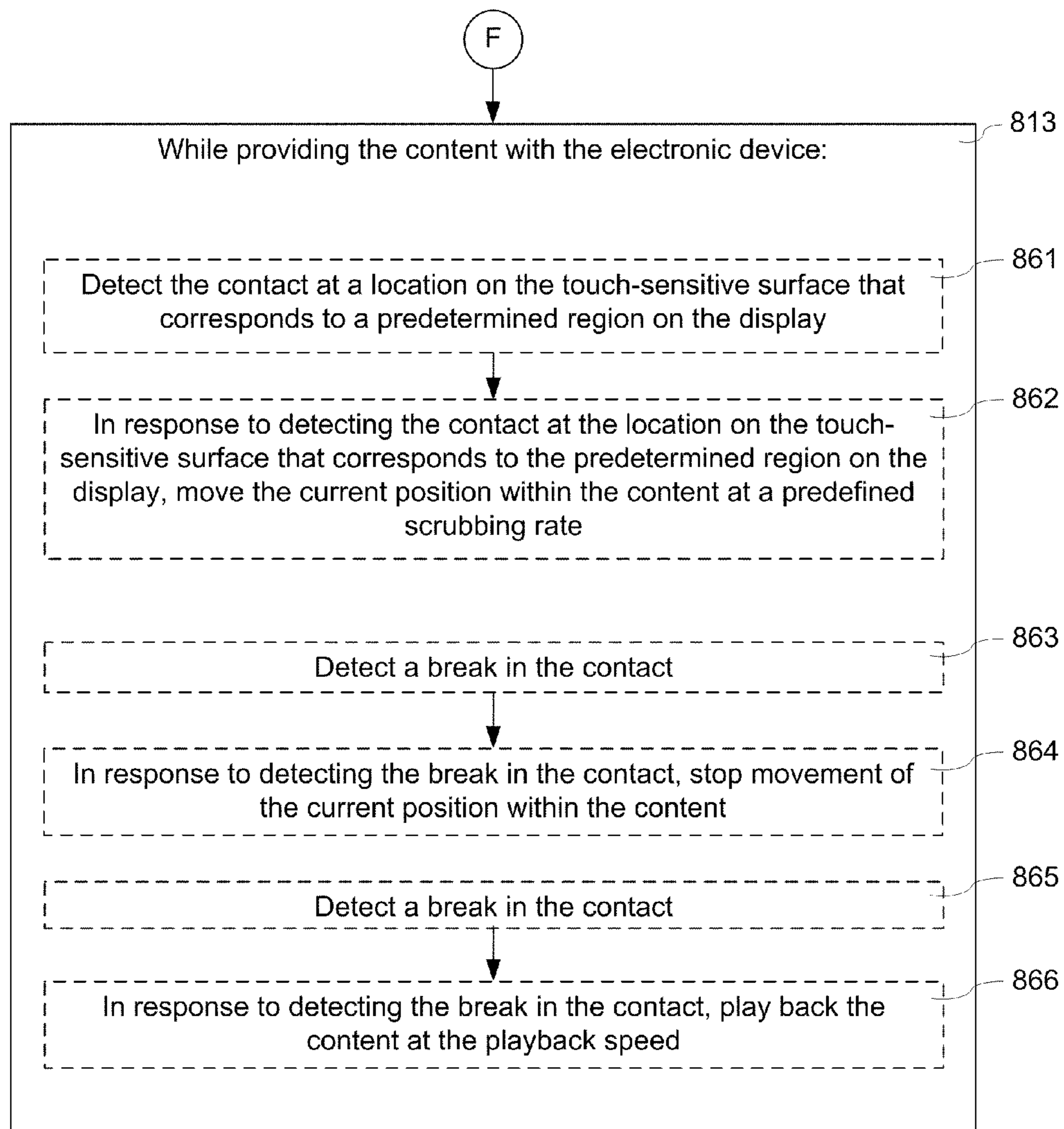


Figure 8G

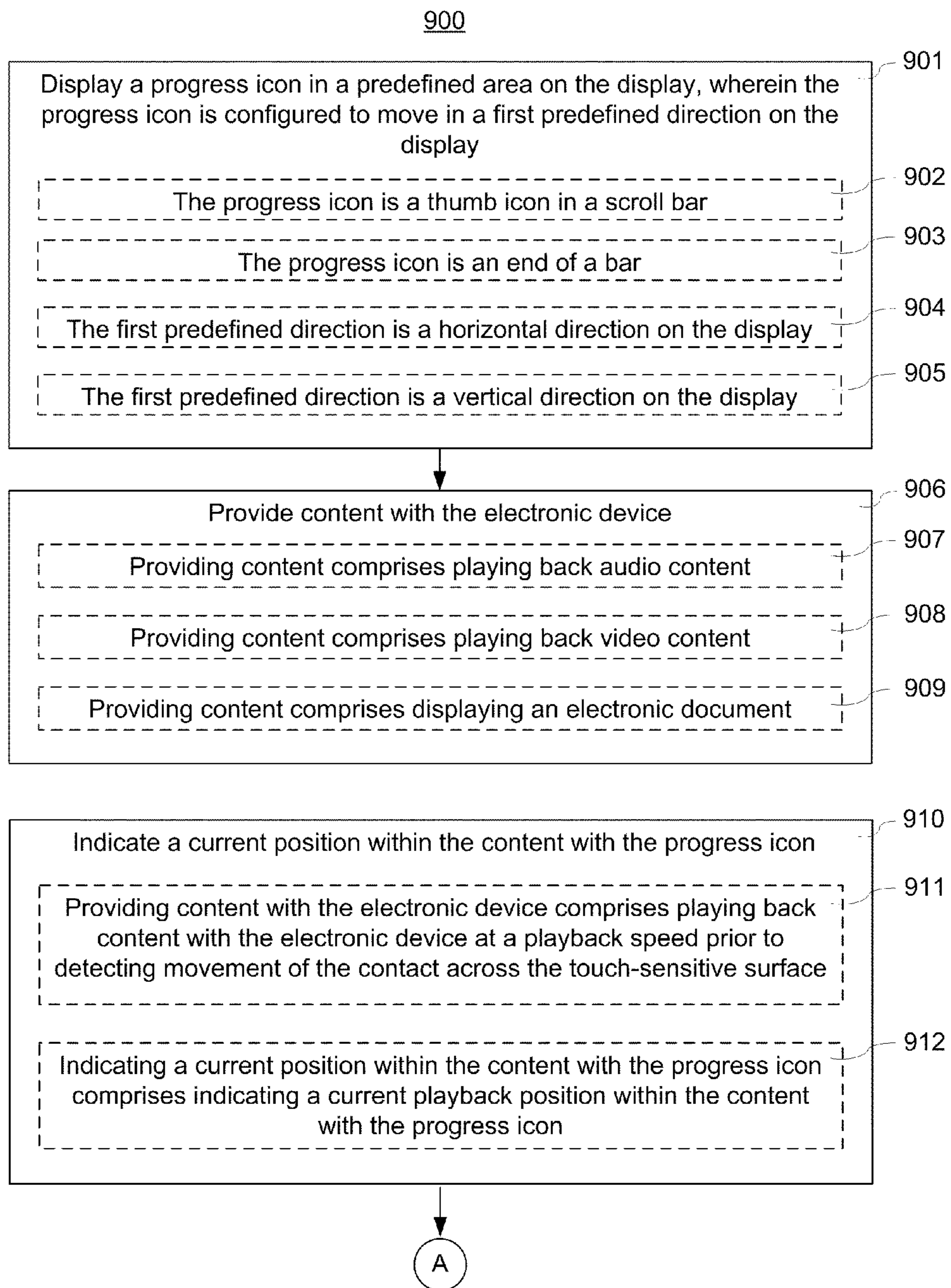


Figure 9A

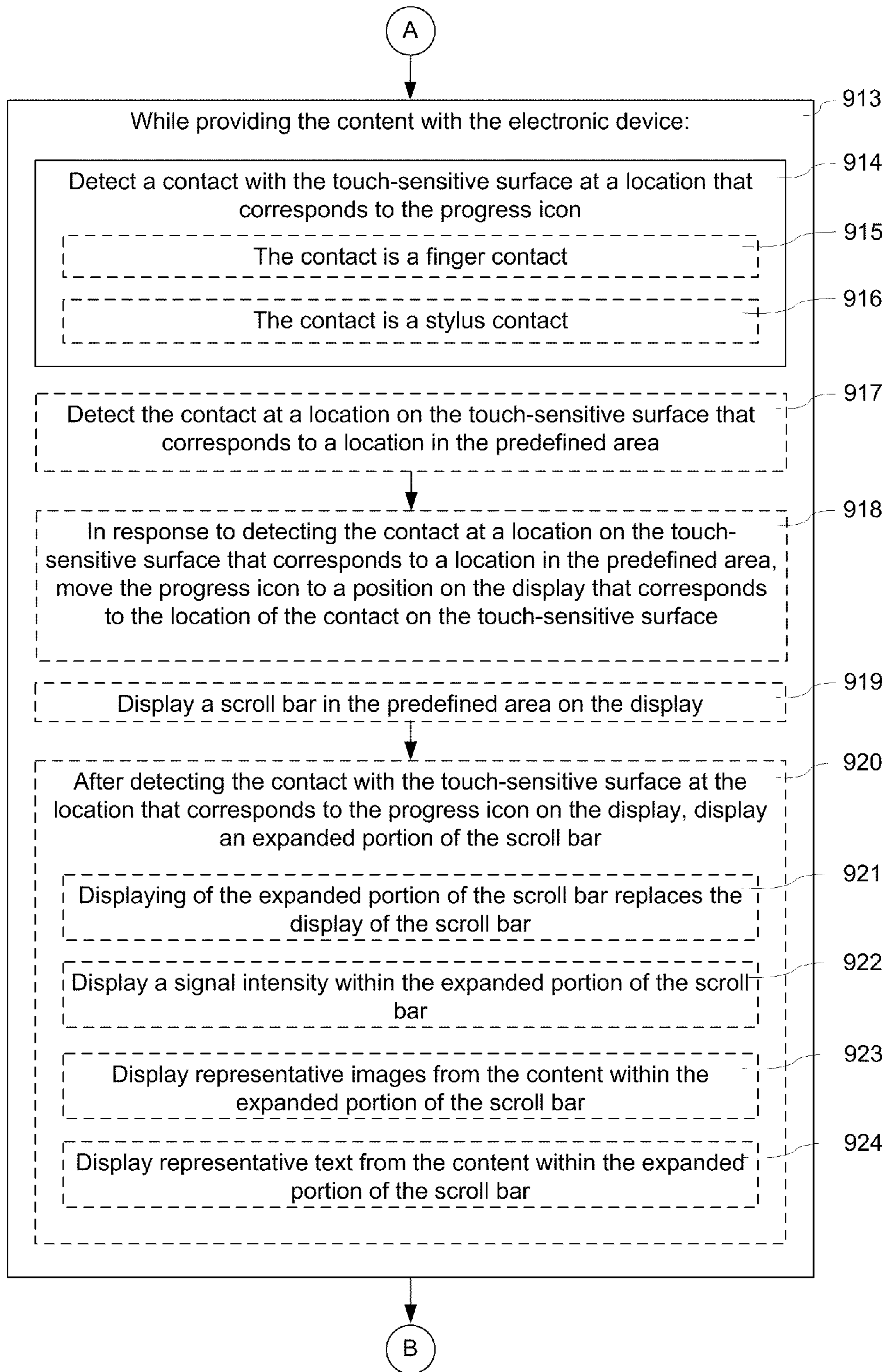


Figure 9B

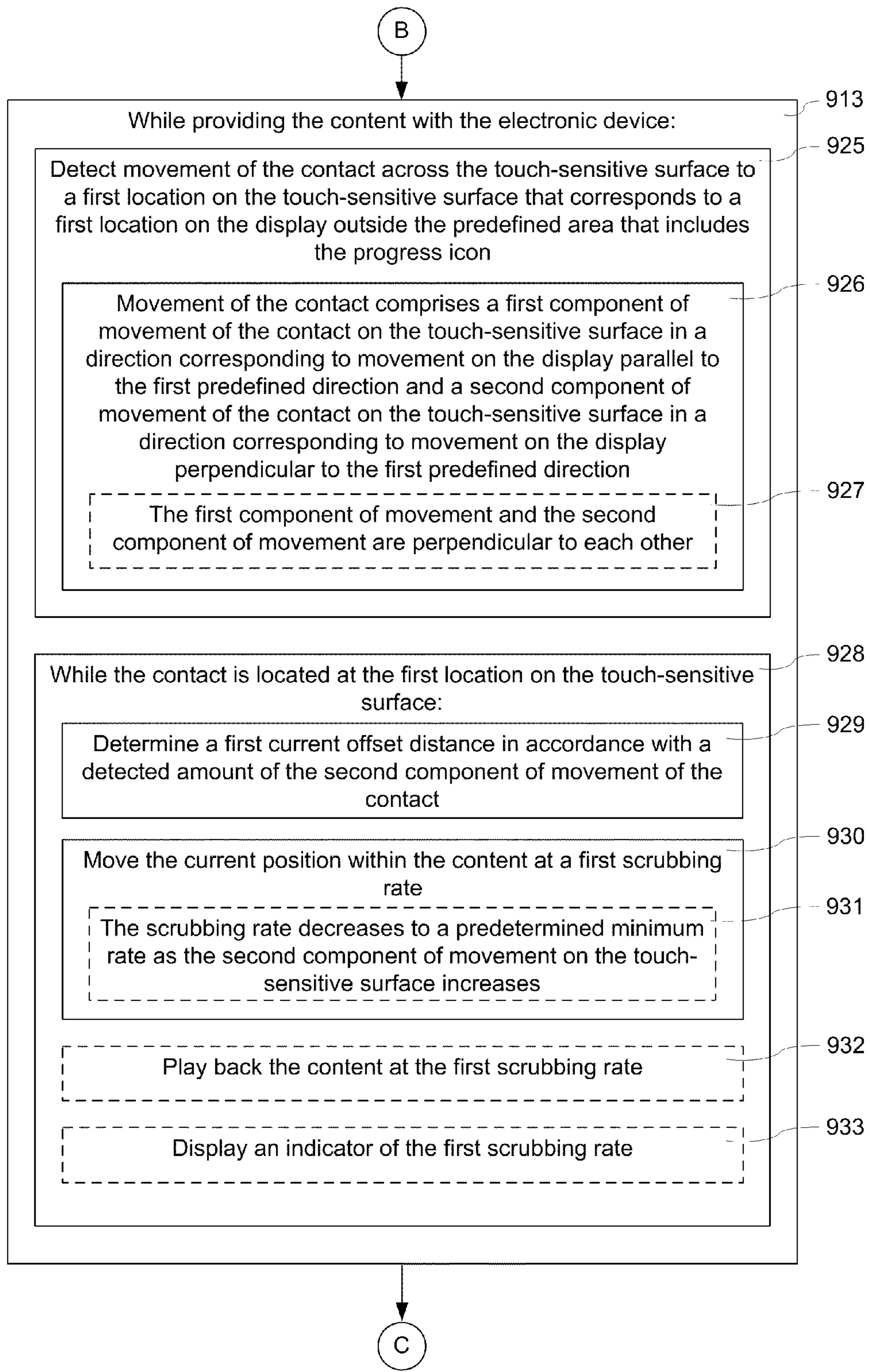


Figure 9C

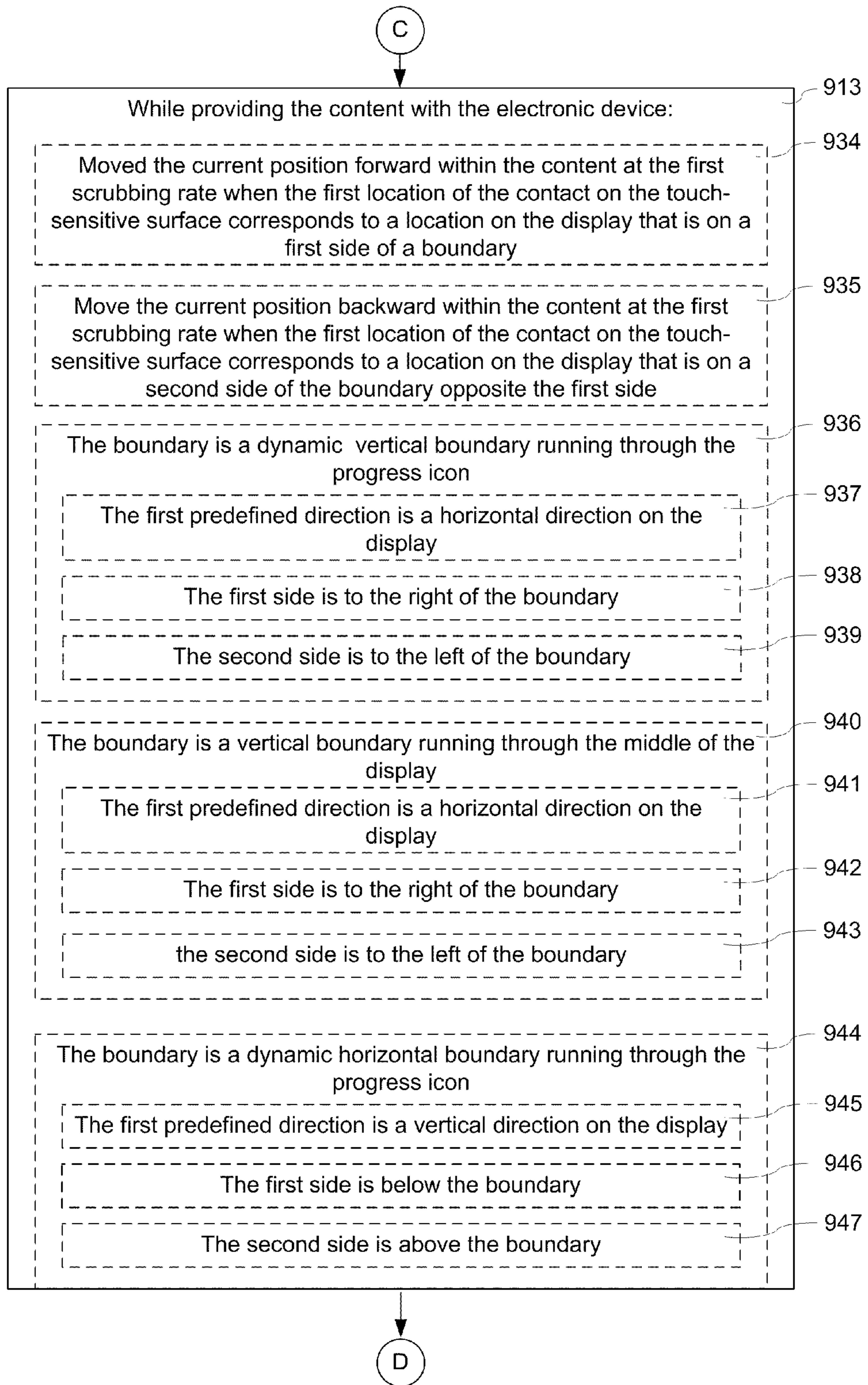


Figure 9D

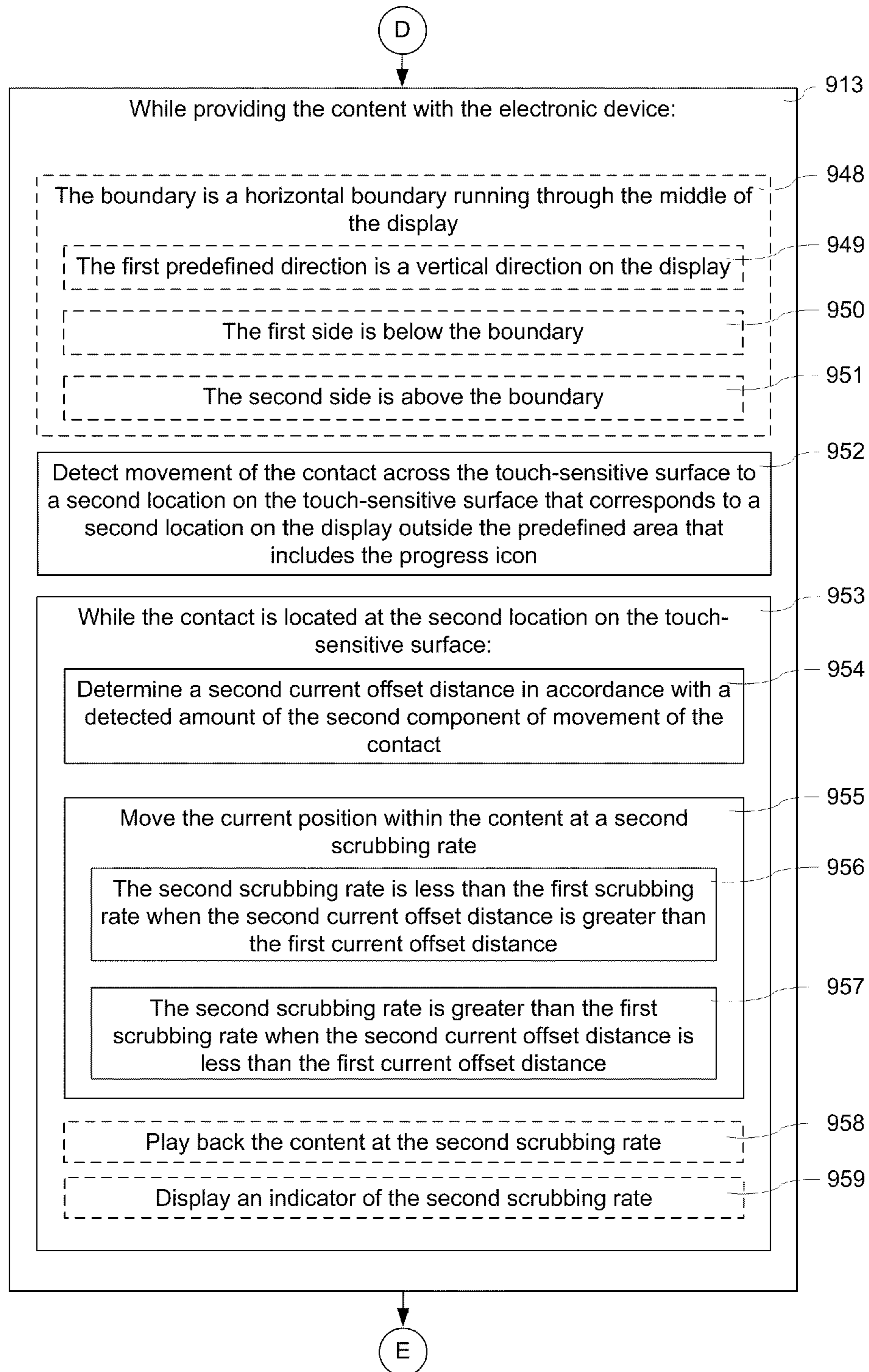


Figure 9E

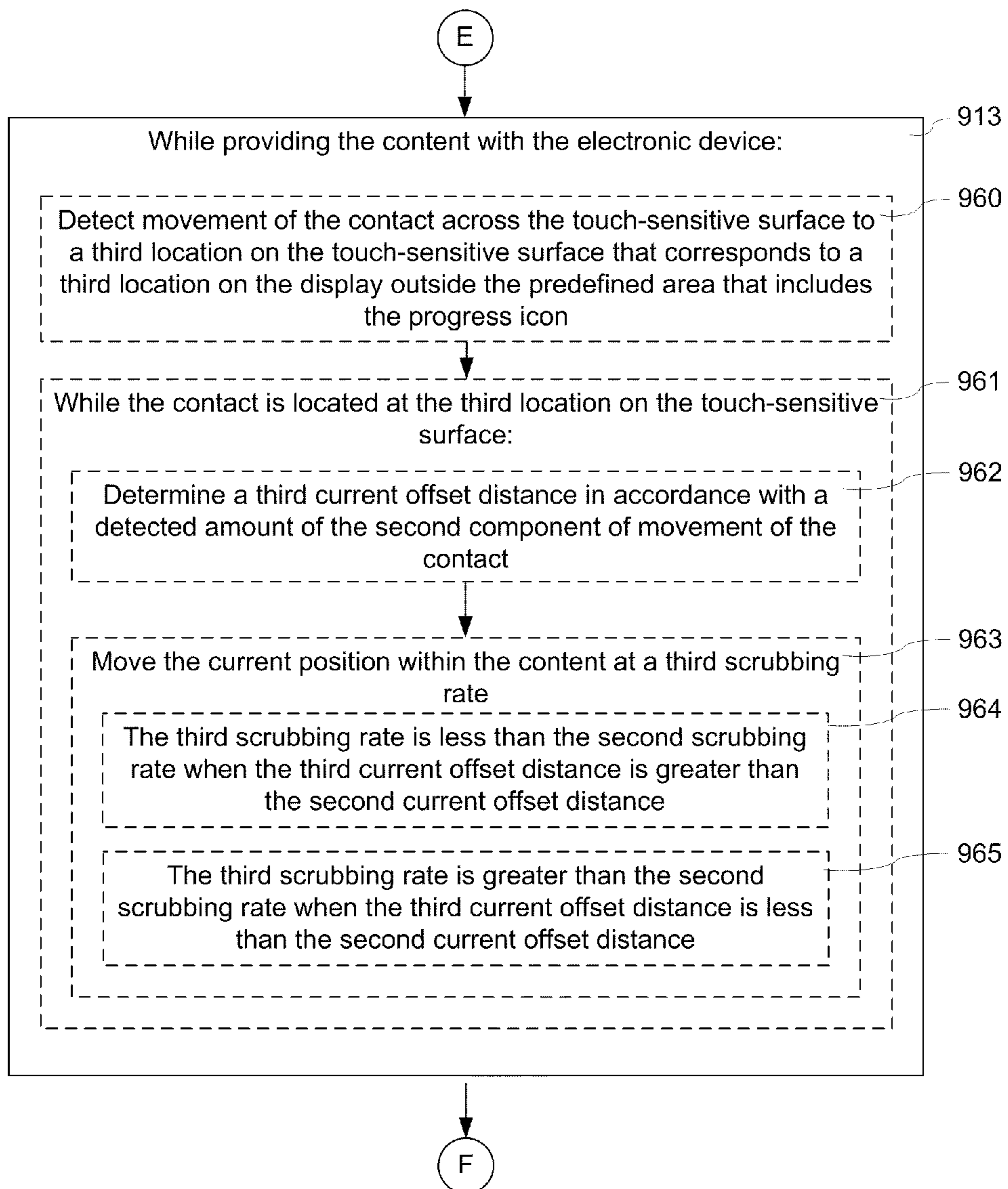


Figure 9F

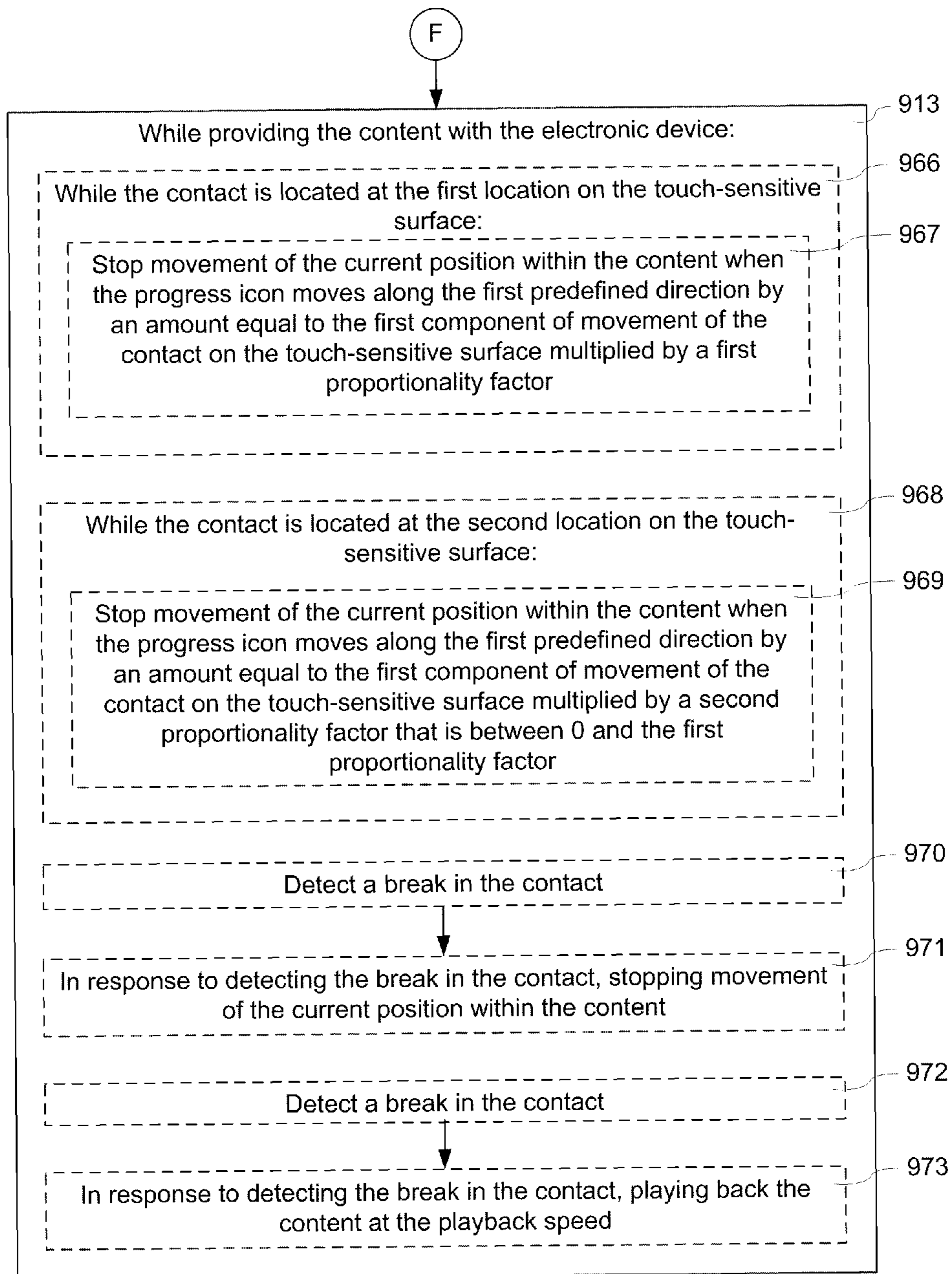


Figure 9G

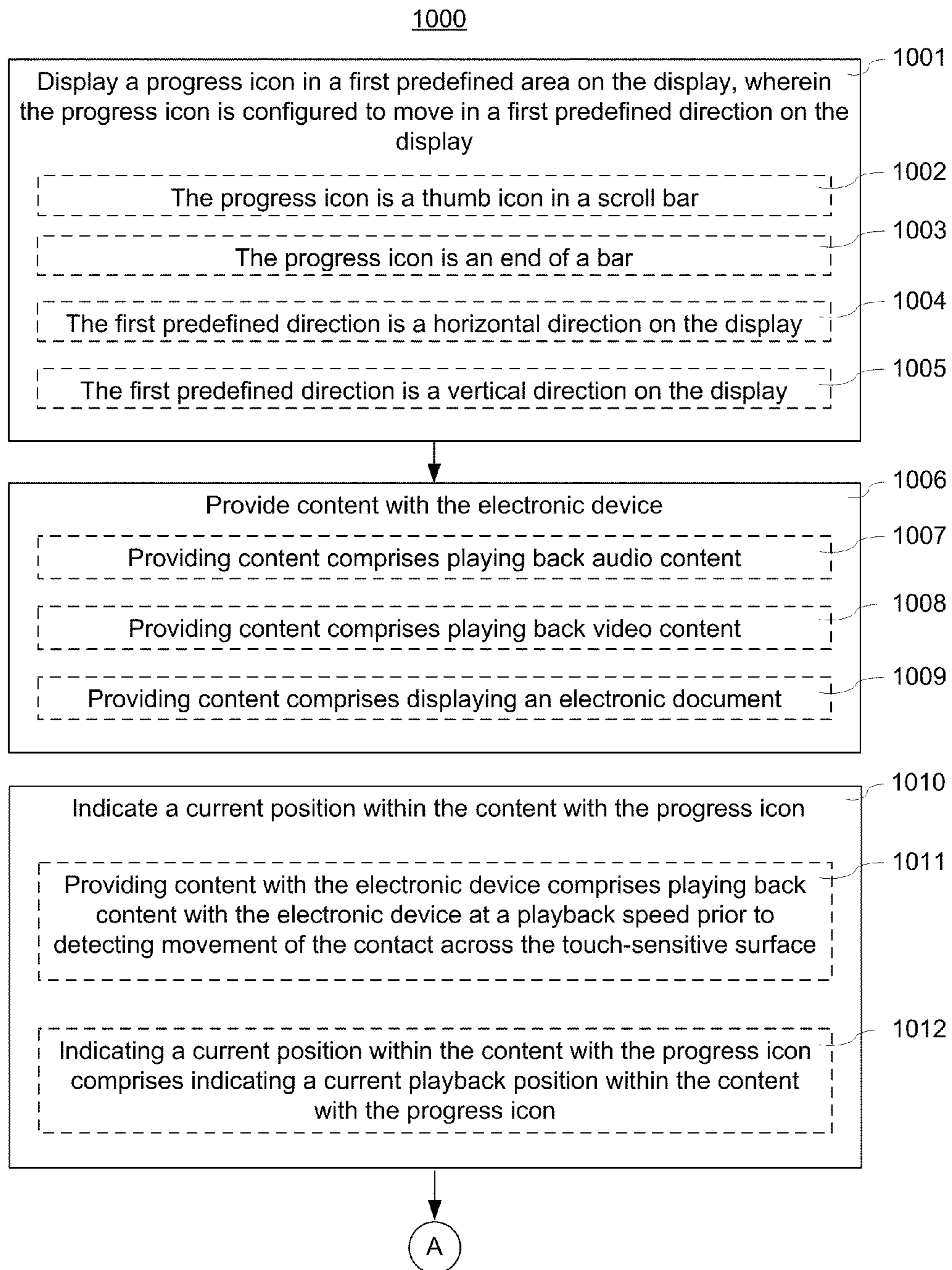


Figure 10A

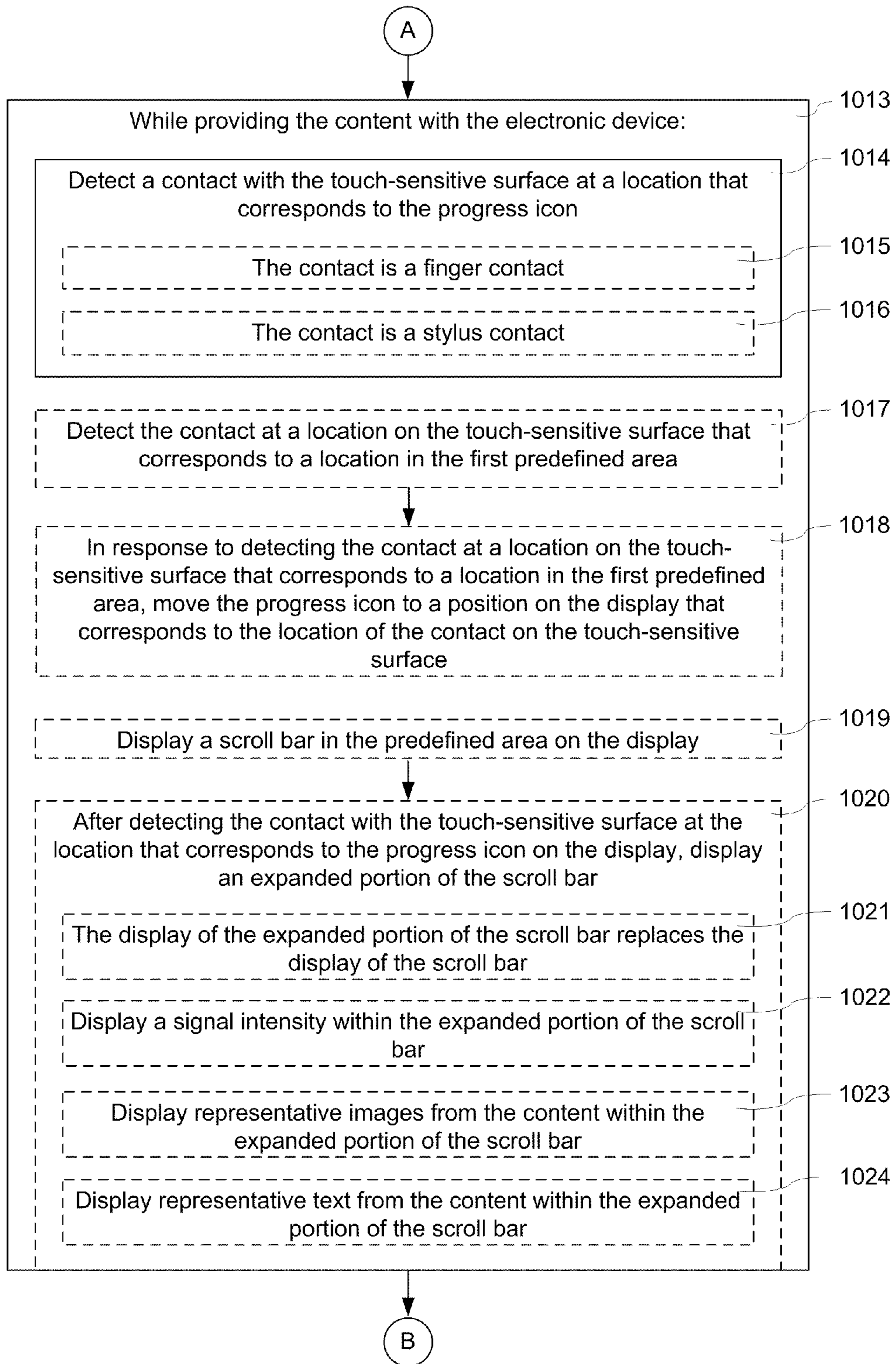


Figure 10B

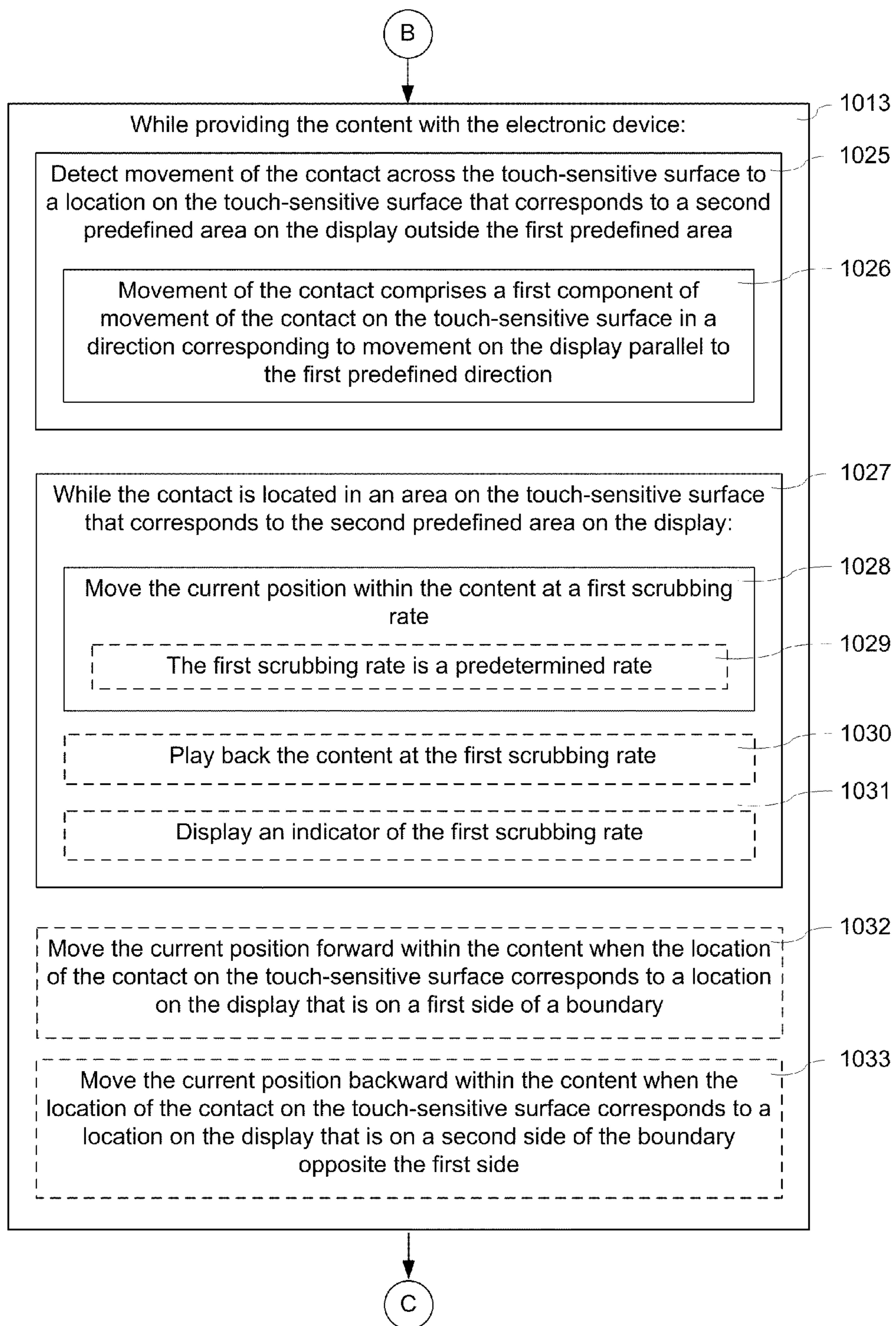


Figure 10C

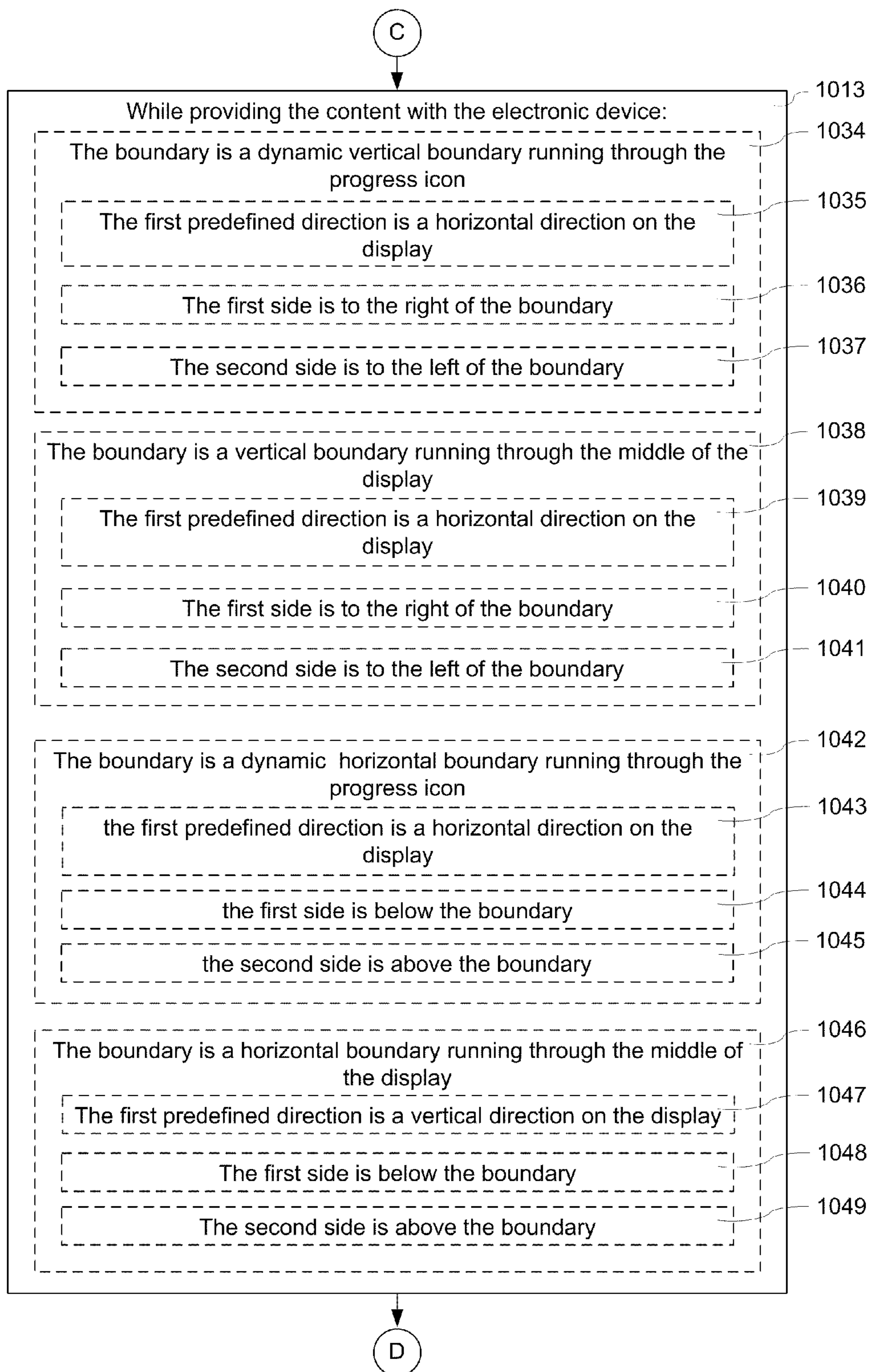


Figure 10D

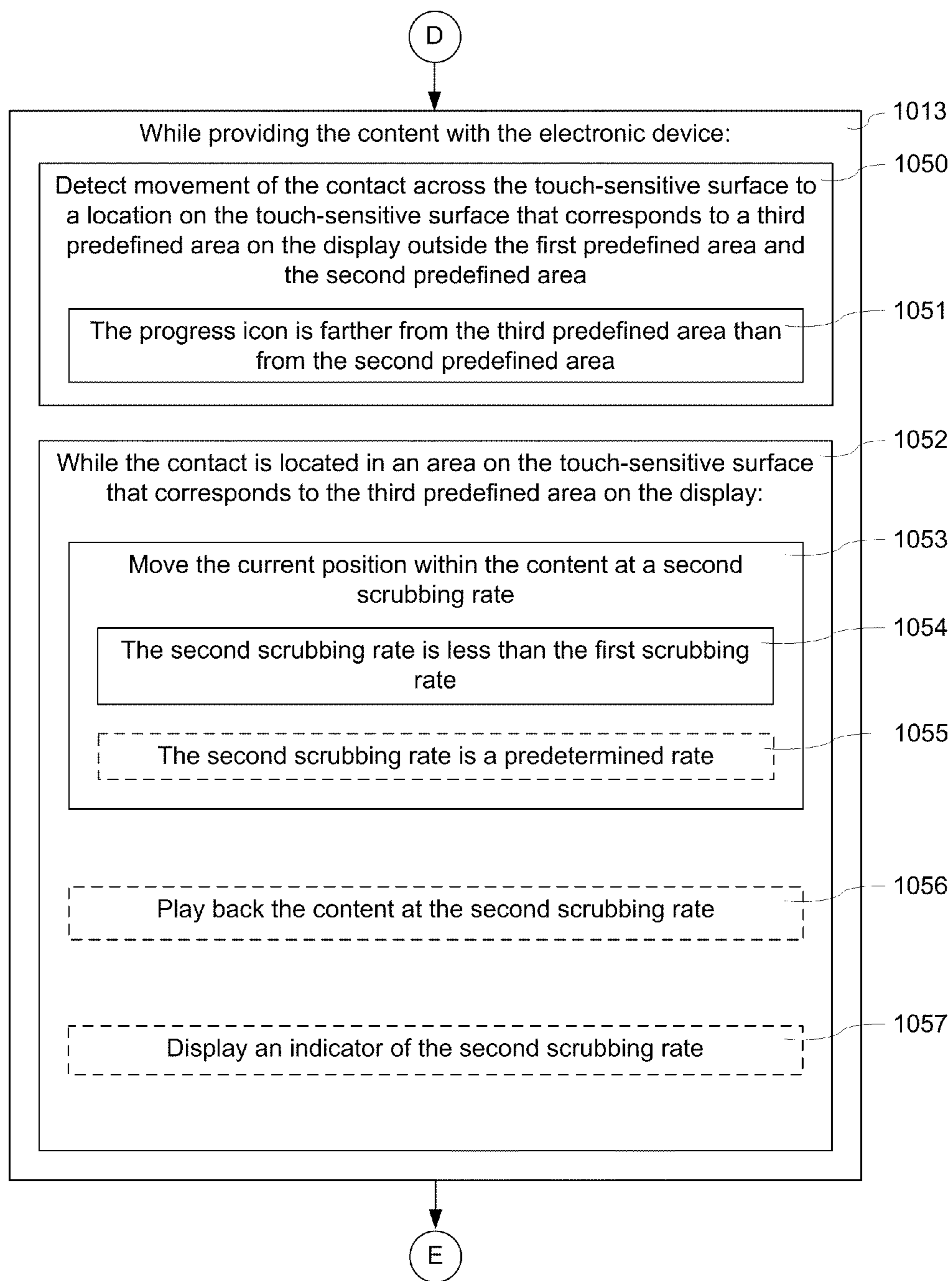


Figure 10E

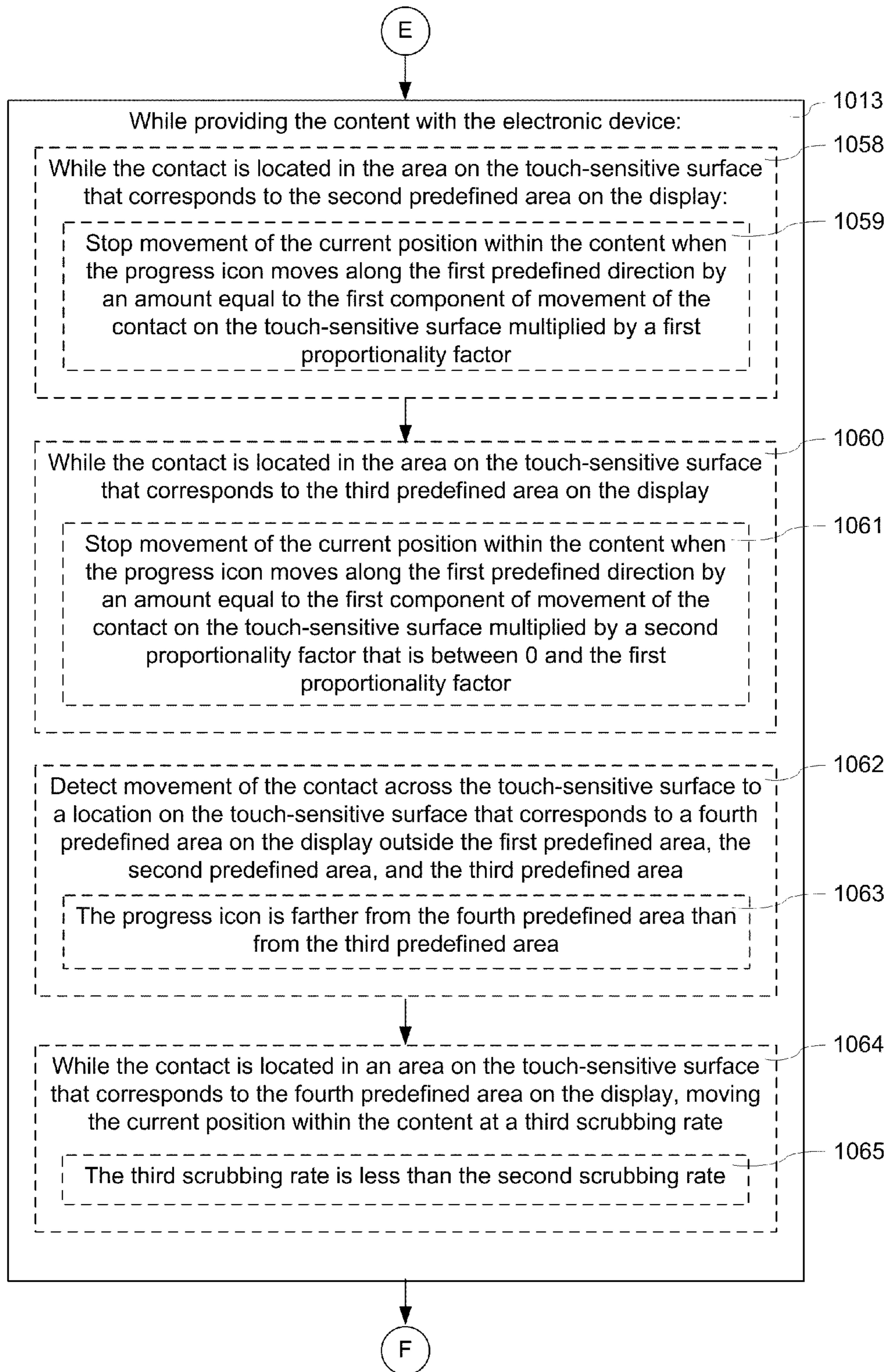


Figure 10F

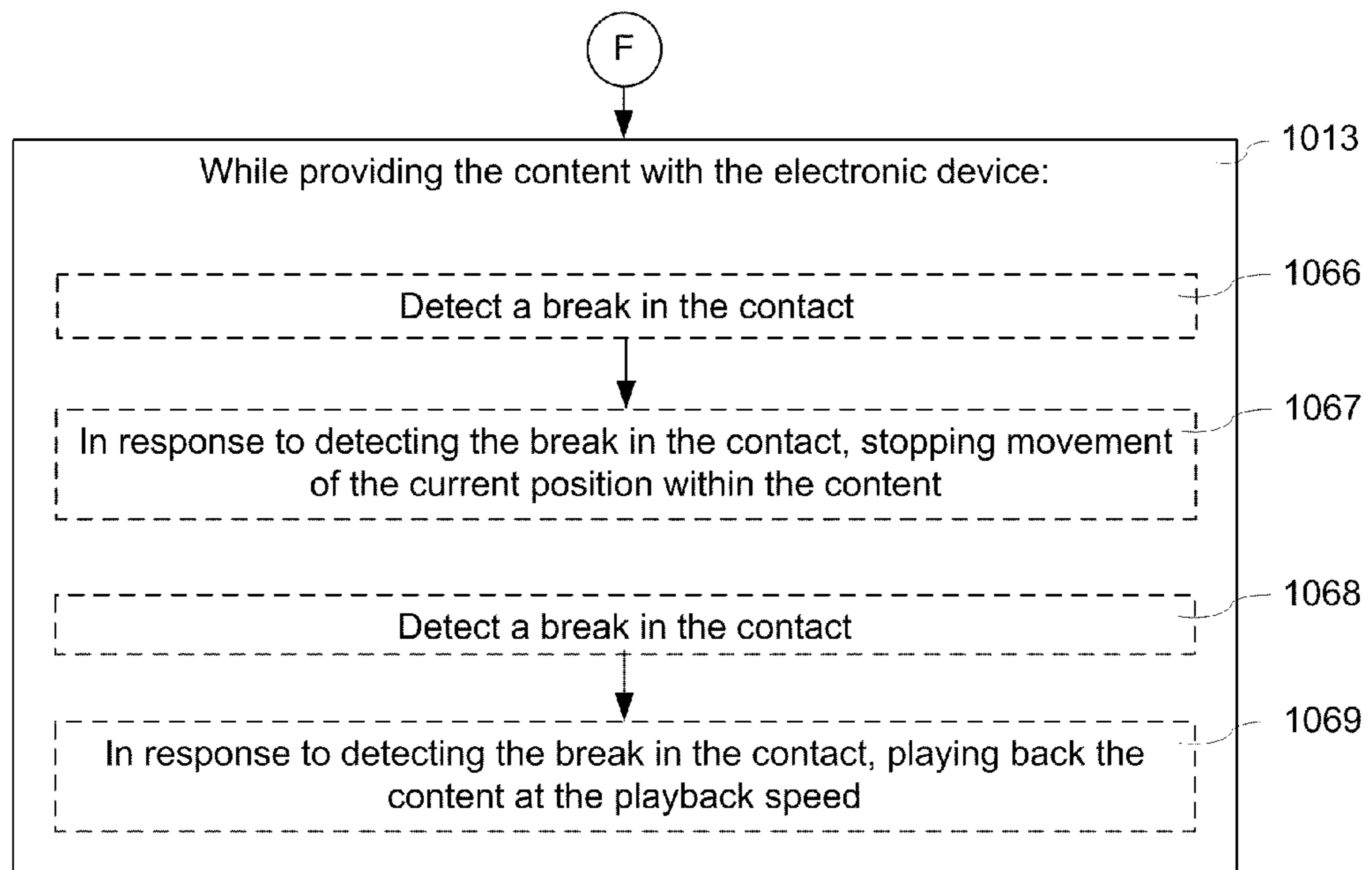


Figure 10G

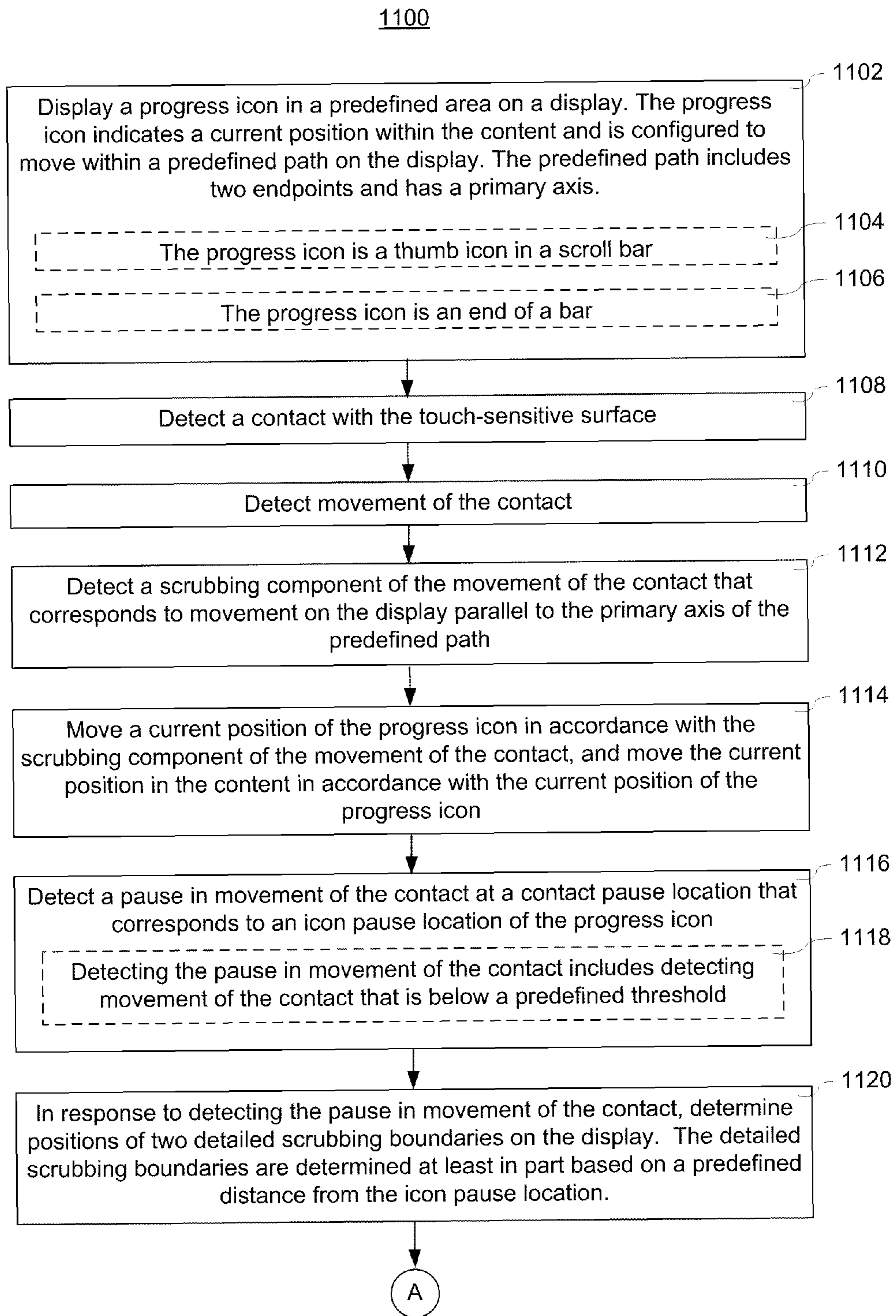


Figure 11A

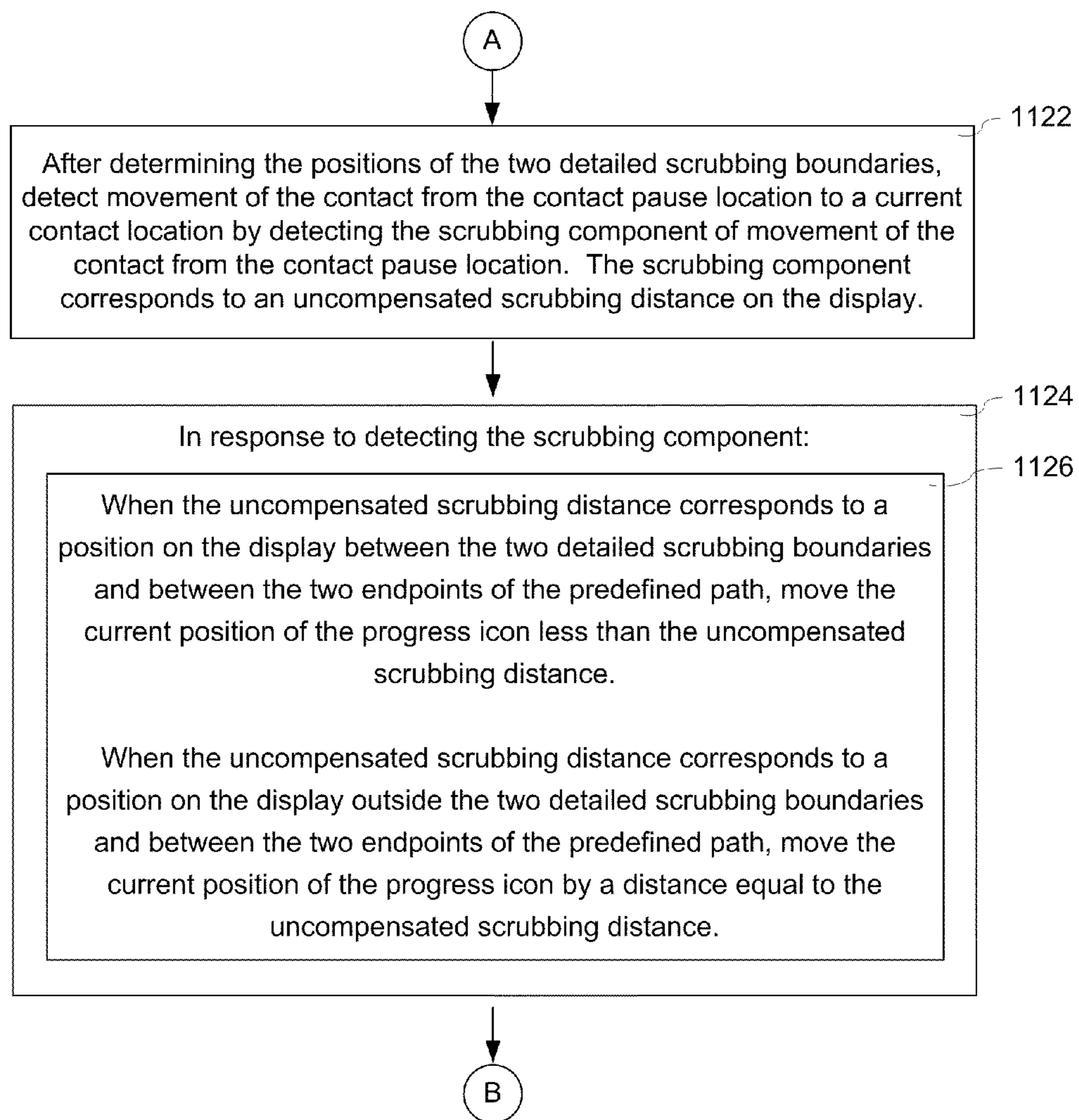


Figure 11B

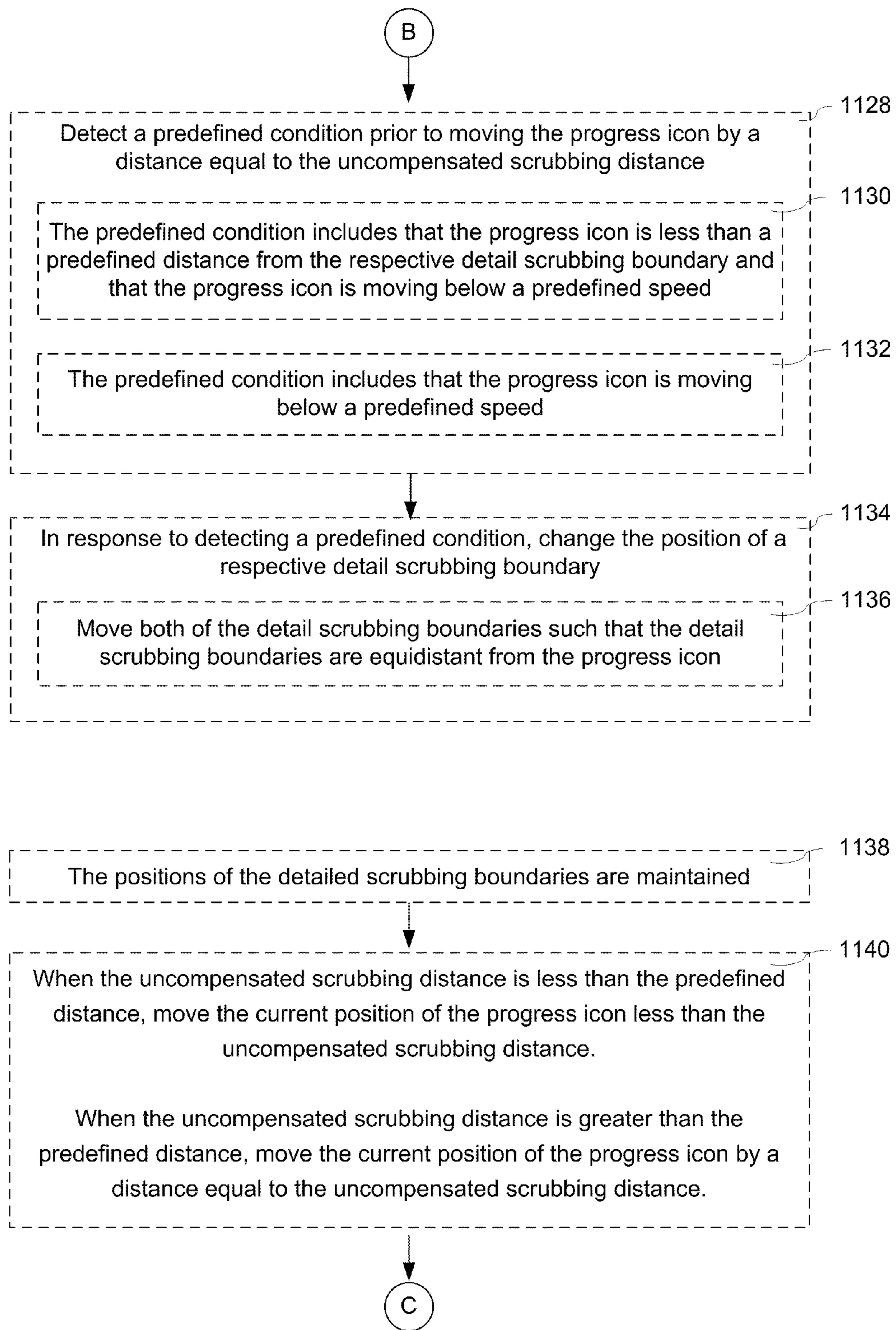


Figure 11C

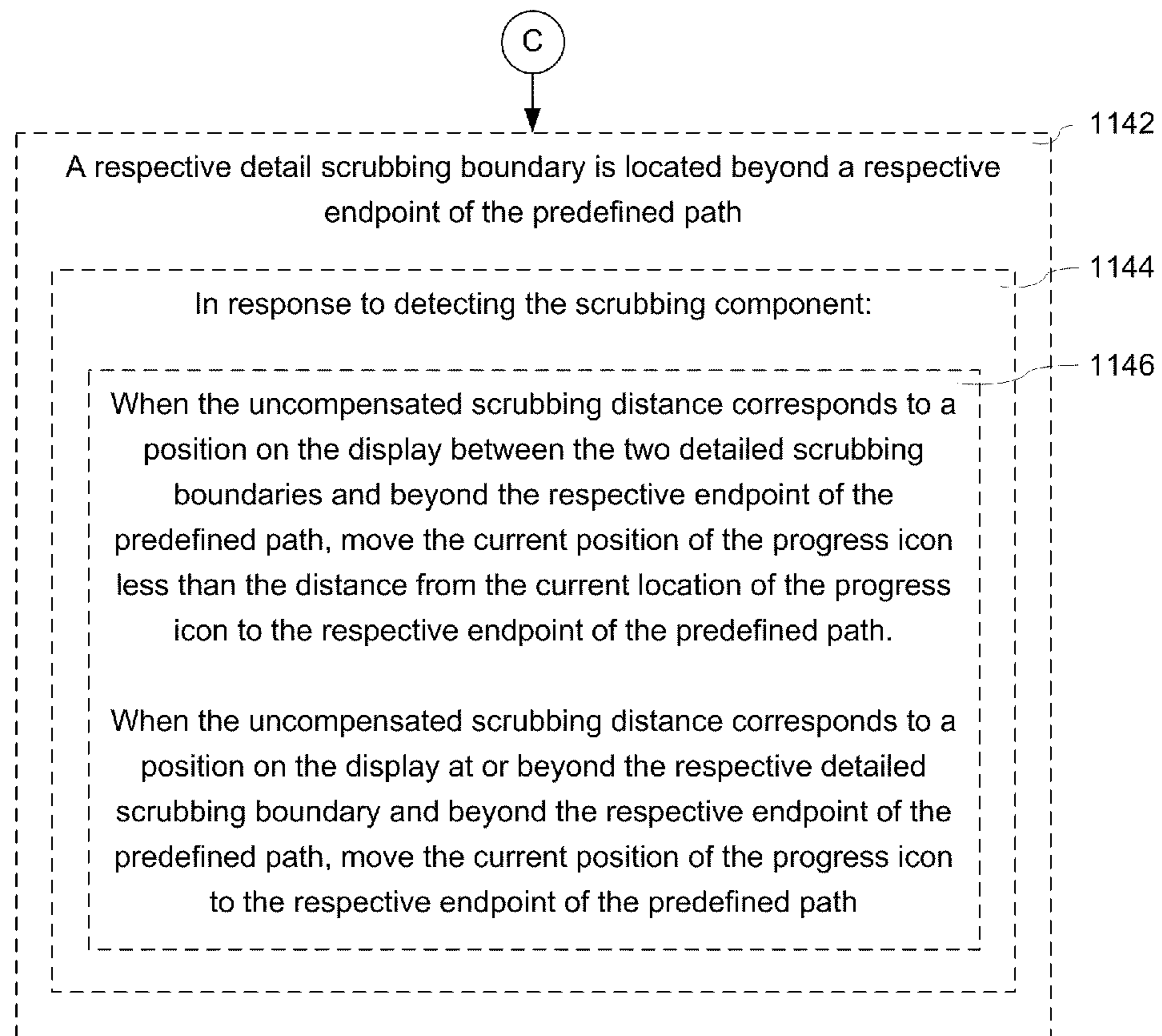


Figure 11D

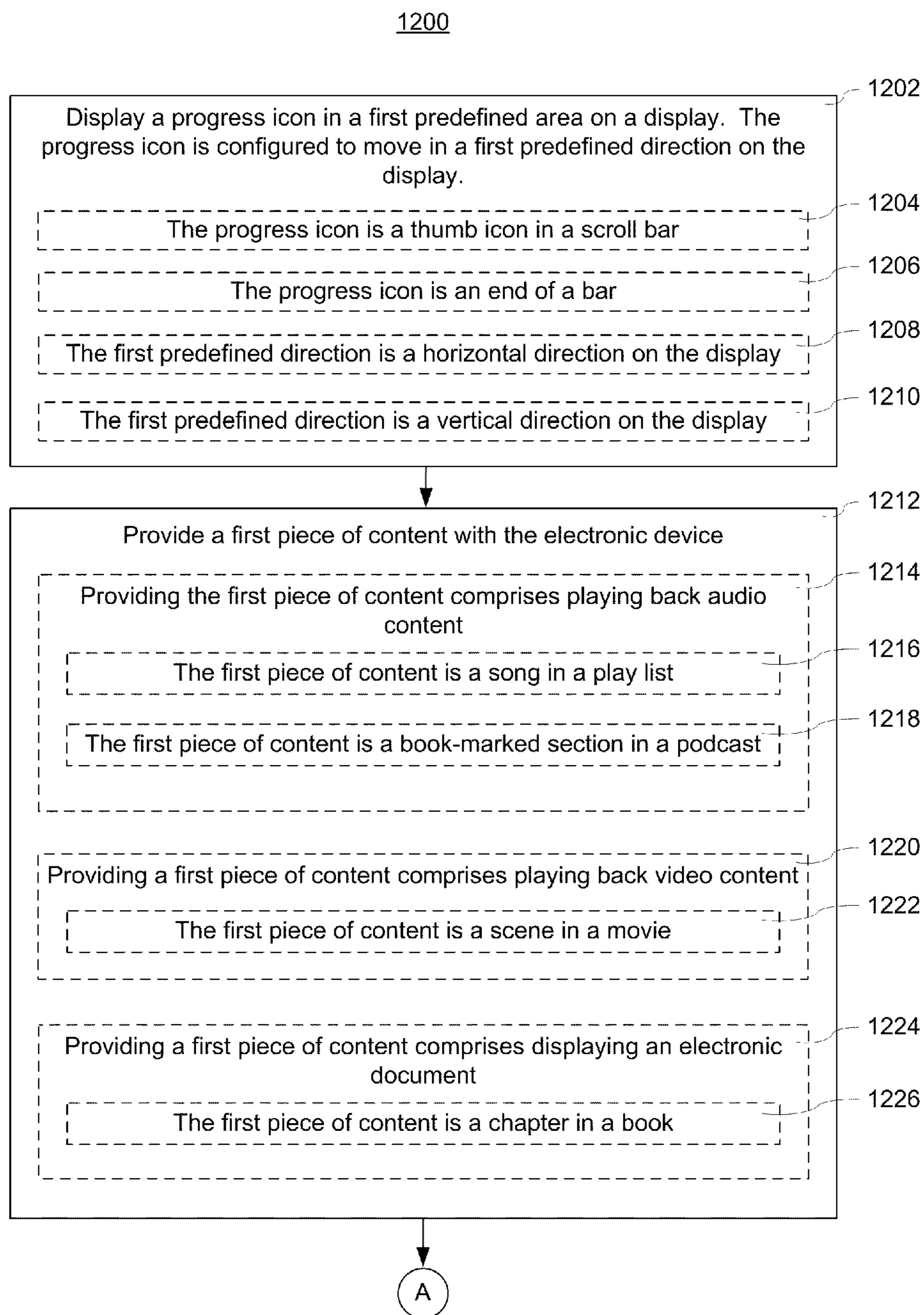


Figure 12A

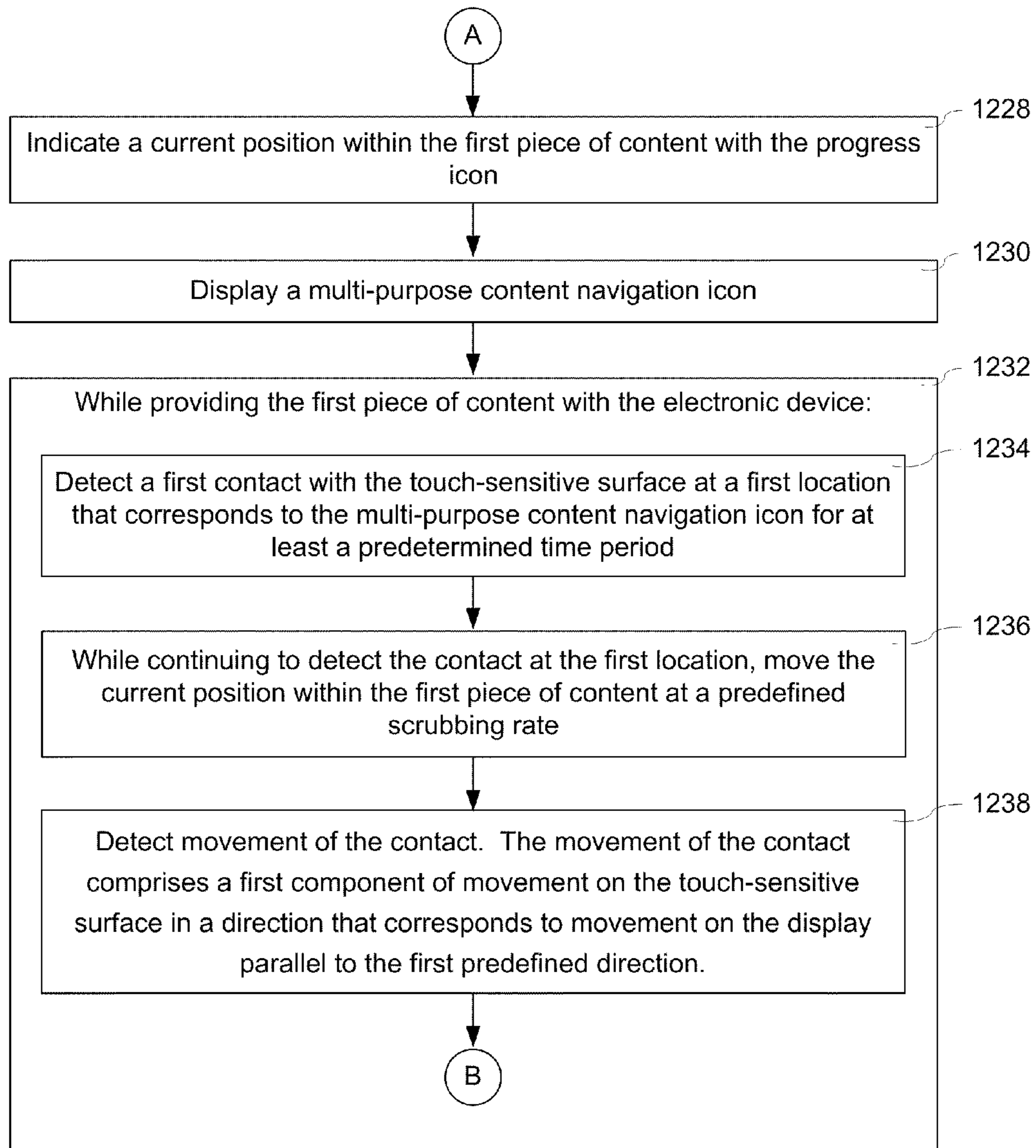


Figure 12B

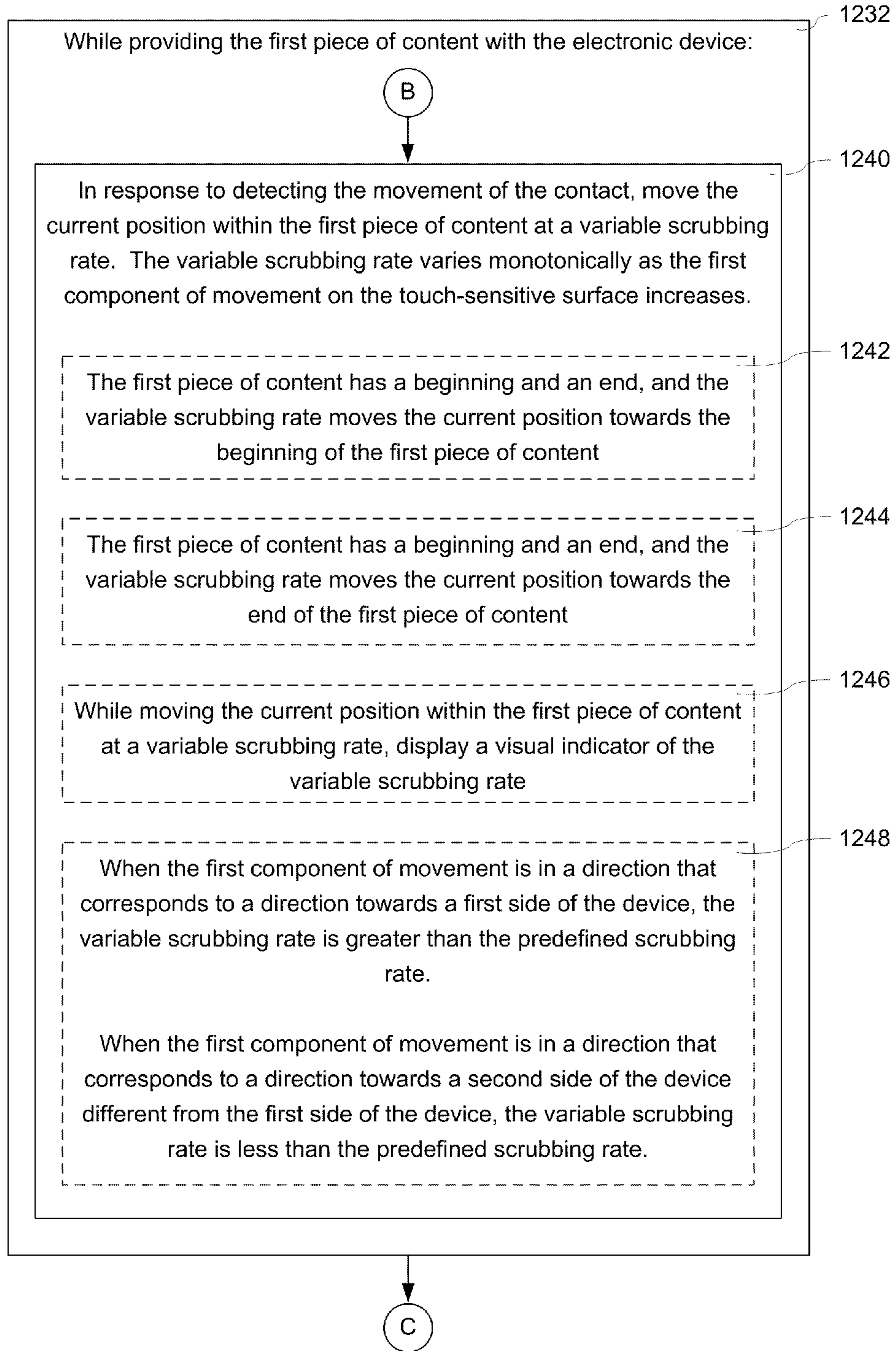


Figure 12C

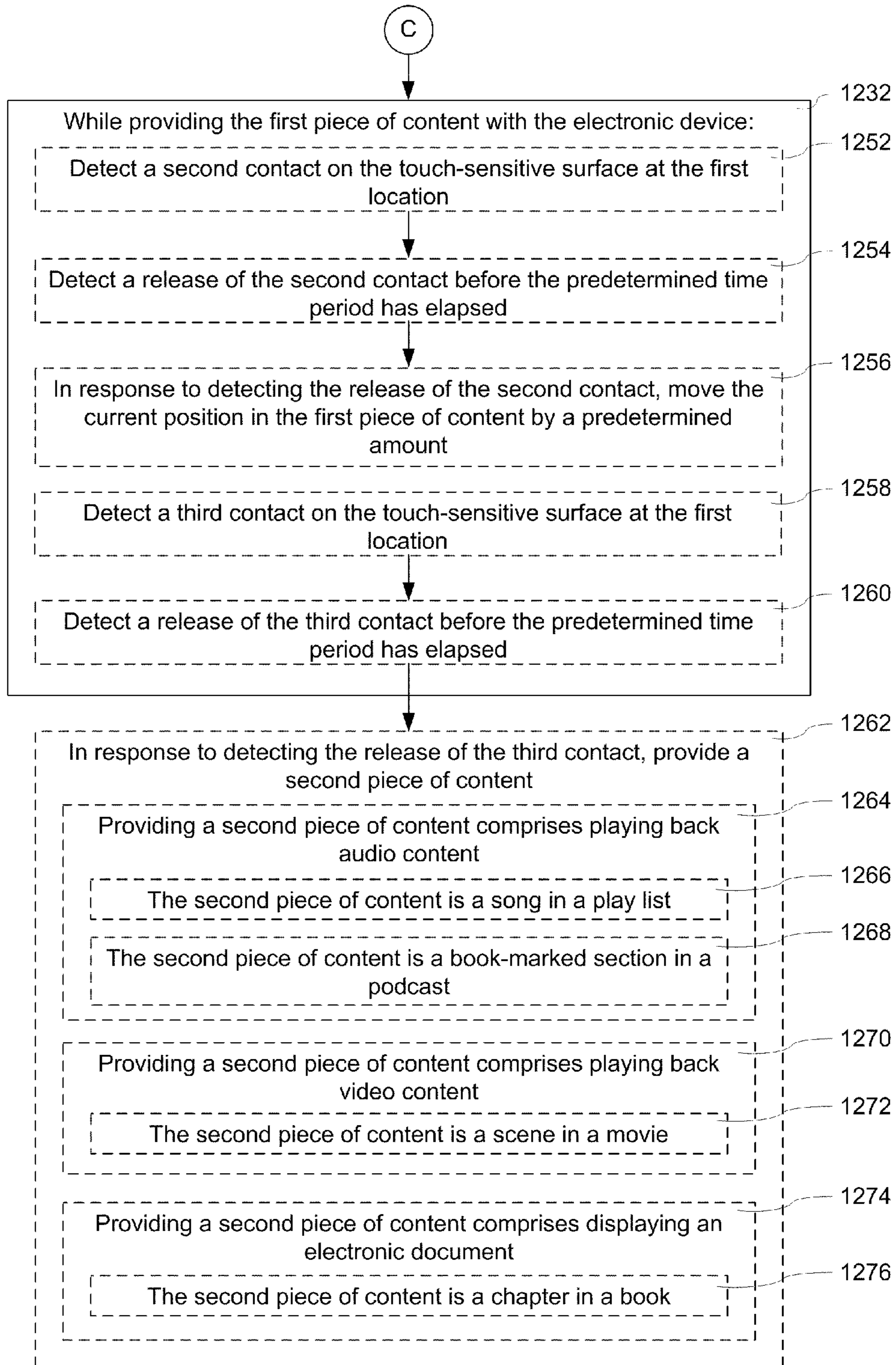


Figure 12D

1

**DEVICE, METHOD, AND GRAPHICAL USER
INTERFACE FOR MOVING A CURRENT
POSITION IN CONTENT AT A VARIABLE
SCRUBBING RATE**

RELATED APPLICATIONS

This application claims priority to U.S. Provisional Patent Application No. 61/210,338, "Device, Method, and Graphical User Interface for Moving a Current Position in Content at a Variable Scrubbing Rate," filed Mar. 16, 2009, which is incorporated by reference herein in its entirety.

This application is related to the following applications: (1) U.S. patent application Ser. No. 12/566,671, "Device, Method, and Graphical User Interface for Moving a Current Position in Content at a Variable Scrubbing Rate," filed Sep. 25, 2009; (2) U.S. patent application Ser. No. 12/566,672, "Device, Method, and Graphical User Interface for Moving a Current Position in Content at a Variable Scrubbing Rate," filed Sep. 25, 2009; and (3) U.S. patent application Ser. No. 12/566,673, "Device, Method, and Graphical User Interface for Moving a Current Position in Content at a Variable Scrubbing Rate," filed Sep. 25, 2009, which are incorporated by reference herein in their entirety.

TECHNICAL FIELD

The disclosed embodiments relate generally to electronic devices with touch-sensitive surfaces operable to manipulate user interface objects, such as a progress icon for indicating a current position within content.

BACKGROUND

The use of touch-sensitive surfaces as input devices for computers and other electronic computing devices has increased significantly in recent years. Exemplary touch-sensitive surfaces include touch pads and touch screen displays. Such surfaces are widely used to navigate through content that is provided on an electronic computing device. A user may wish to move the current position in provided content to a user desired position in the provided content. For example, a user may need to perform such navigation operations in music applications (e.g., iTunes from Apple Computer, Inc. of Cupertino, Calif.), a video application (e.g., Quicktime from Apple Computer, Inc. of Cupertino, Calif.), an image editing or viewing application (Aperture or iPhoto from Apple Computer, Inc. of Cupertino, Calif.), and/or a mobile media player (iPod Touch or iPhone from Apple Computer, Inc. of Cupertino, Calif.).

But conventional methods for performing these manipulations are cumbersome and inefficient. For example, scrubbing through content at a single fixed rate is tedious and creates a significant cognitive burden on a user. In addition, conventional methods take longer than necessary, thereby wasting energy. This latter consideration is particularly important in battery-operated devices.

Accordingly, there is a need for electronic devices with faster, more efficient methods and interfaces for quickly and efficiently scrubbing through content to find a user desired location within the content. Such methods and interfaces may complement or replace conventional methods for scrolling content (or equivalently scrubbing through content). Such methods and interfaces reduce the cognitive burden on a user and produce a more efficient human-machine interface. For

2

battery-operated electronic devices, such methods and interfaces conserve power and increase the time between battery charges.

SUMMARY

The above deficiencies and other problems associated with user interfaces for electronic devices with touch-sensitive surfaces are reduced or eliminated by the disclosed devices. In some embodiments, the device is a desktop computer. In some embodiments, the device is portable (e.g., a notebook computer or handheld device). In some embodiments, the device has a touchpad. In some embodiments, the device has a touch-sensitive display (also known as a "touch screen" or "touch screen display"). In some embodiments, the device has a graphical user interface (GUI), one or more processors, memory and one or more modules, programs or sets of instructions stored in the memory for performing multiple functions. In some embodiments, the user interacts with the GUI primarily through finger contacts and gestures on the touch-sensitive surface. In some embodiments, the functions include one or more of: image editing, drawing, presenting, word processing, website creating, disk authoring, spreadsheet making, game playing, telephoning, video conferencing, e-mailing, instant messaging, workout support, digital photographing, digital videoing, web browsing, digital music playing, and/or digital video playing. Executable instructions for performing these functions may be included in a computer readable storage medium or other computer program product configured for execution by one or more processors.

In accordance with some embodiments, a computer-implemented method is performed at an electronic device with a display and a touch-sensitive surface. The computer-implemented method includes: displaying a progress icon in a predefined area on the display, wherein the progress icon is configured to move in a first predefined direction on the display; providing content with the electronic device; indicating a current position within the content with the progress icon; while providing the content with the electronic device: detecting a contact with the touch-sensitive surface at a location that corresponds to the progress icon; detecting movement of the contact across the touch-sensitive surface to a location on the touch-sensitive surface that corresponds to a location on the display outside the predefined area that includes the progress icon, wherein movement of the contact comprises a first component of movement on the touch-sensitive surface in a direction corresponding to movement on the display parallel to the first predefined direction and a second component of movement on the touch-sensitive surface in a direction corresponding to movement on the display perpendicular to the first predefined direction; while continuing to detect the contact on the touch-sensitive surface, moving the current position within the content at a scrubbing rate, wherein the scrubbing rate decreases as the second component of movement on the touch-sensitive surface increases.

In accordance with some embodiments, an electronic device includes a touch-sensitive surface, a display, one or more processors, memory, and one or more programs. The one or more programs are stored in the memory and configured to be executed by the one or more processors. The one or more programs include instructions for: displaying a progress icon in a predefined area on the display, wherein the progress icon is configured to move in a first predefined direction on the display; providing content with the electronic device; indicating a current position within the content with the progress icon; while providing the content with the electronic device: detecting a contact with the touch-sensitive surface at

3

a location that corresponds to the progress icon; detecting movement of the contact across the touch-sensitive surface to a location on the touch-sensitive surface that corresponds to a location on the display outside the predefined area that includes the progress icon, wherein movement of the contact comprises a first component of movement on the touch-sensitive surface in a direction corresponding to movement on the display parallel to the first predefined direction and a second component of movement on the touch-sensitive surface in a direction corresponding to movement on the display perpendicular to the first predefined direction; while continuing to detect the contact on the touch-sensitive surface, moving the current position within the content at a scrubbing rate, wherein the scrubbing rate decreases as the second component of movement on the touch-sensitive surface increases.

In accordance with some embodiments, a computer readable storage medium has stored therein instructions which when executed by an electronic device with a touch-sensitive surface and a display, cause the device to: display a progress icon in a predefined area on the display, wherein the progress icon is configured to move in a first predefined direction on the display; provide content with the electronic device; indicate a current position within the content with the progress icon; while providing the content with the electronic device: detect a contact with the touch-sensitive surface at a location that corresponds to the progress icon; detect movement of the contact across the touch-sensitive surface to a location on the touch-sensitive surface that corresponds to a location on the display outside the predefined area that includes the progress icon, wherein movement of the contact comprises a first component of movement on the touch-sensitive surface in a direction corresponding to movement on the display parallel to the first predefined direction and a second component of movement on the touch-sensitive surface in a direction corresponding to movement on the display perpendicular to the first predefined direction; while continuing to detect the contact on the touch-sensitive surface, move the current position within the content at a scrubbing rate, wherein the scrubbing rate decreases as the second component of movement on the touch-sensitive surface increases.

In accordance with some embodiments, a graphical user interface on an electronic device with a touch-sensitive surface, a display, a memory, and one or more processors to execute one or more programs stored in the memory further includes a progress icon configured to move in a first predefined direction in a predefined area on the display; wherein: content is provided with the electronic device; a current position within the content is indicated with the progress icon; while providing the content with the electronic device: a contact is detected with the touch-sensitive surface at a location that corresponds to the progress icon; movement of the contact across the touch-sensitive surface to a location on the touch-sensitive surface that corresponds to a location on the display outside the predefined area that includes the progress icon is detected, wherein movement of the contact comprises a first component of movement on the touch-sensitive surface in a direction corresponding to movement on the display parallel to the first predefined direction and a second component of movement on the touch-sensitive surface in a direction corresponding to movement on the display perpendicular to the first predefined direction; while continuing to detect the contact on the touch-sensitive surface, the current position within the content is moved at a scrubbing rate, wherein the scrubbing rate decreases as the second component of movement on the touch-sensitive surface increases.

In accordance with some embodiments, an electronic device includes: a touch-sensitive surface; a display; means

4

for displaying a progress icon in a predefined area on the display, wherein the progress icon is configured to move in a first predefined direction on the display; means for providing content with the electronic device; means for indicating a current position within the content with the progress icon; means for detecting a contact with the touch-sensitive surface at a location that corresponds to the progress icon while providing the content with the electronic device; means for detecting movement of the contact across the touch-sensitive surface to a location on the touch-sensitive surface that corresponds to a location on the display outside the predefined area that includes the progress icon while providing the content with the electronic device, wherein movement of the contact comprises a first component of movement on the touch-sensitive surface in a direction corresponding to movement on the display parallel to the first predefined direction and a second component of movement on the touch-sensitive surface in a direction corresponding to movement on the display perpendicular to the first predefined direction; means for moving the current position within the content at a scrubbing rate while continuing to detect the contact on the touch-sensitive surface, wherein the scrubbing rate decreases as the second component of movement on the touch-sensitive surface increases.

In accordance with some embodiments, a computer-implemented method is performed at an electronic device with a display and a touch-sensitive surface. The computer-implemented method includes: displaying a progress icon in a predefined area on the display, wherein the progress icon is configured to move in a first predefined direction on the display; providing content with the electronic device; indicating a current position within the content with the progress icon; while providing the content with the electronic device: detecting a contact with the touch-sensitive surface at a location that corresponds to the progress icon; detecting movement of the contact across the touch-sensitive surface to a location on the touch-sensitive surface that corresponds to a location on the display outside the predefined area that includes the progress icon, wherein movement of the contact comprises a first component of movement of the contact on the touch-sensitive surface in a direction corresponding to movement on the display parallel to the first predefined direction and a second component of movement of the contact on the touch-sensitive surface in a direction corresponding to movement on the display perpendicular to the first predefined direction, wherein the first component of movement of the contact comprises a direction and a speed; while detecting movement of the contact across the touch-sensitive surface: determining a current offset distance in accordance with a detected amount of the second component of movement of the contact; detecting a current first component of movement of the contact; in response to detecting the current first component of movement of the contact, moving the current position within the content at a scrubbing rate, wherein: the scrubbing rate decreases as the current offset distance increases, and the direction of movement of the current position within the content is in accordance with the direction of the current first component of movement of the contact.

In accordance with some embodiments, an electronic device includes a touch-sensitive surface, a display, one or more processors, memory, and one or more programs. The one or more programs are stored in the memory and configured to be executed by the one or more processors. The one or more programs include instructions for: displaying a progress icon in a predefined area on the display, wherein the progress icon is configured to move in a first predefined direction on the display; providing content with the electronic device;

5

indicating a current position within the content with the progress icon; while providing the content with the electronic device: detecting a contact with the touch-sensitive surface at a location that corresponds to the progress icon; detecting movement of the contact across the touch-sensitive surface to a location on the touch-sensitive surface that corresponds to a location on the display outside the predefined area that includes the progress icon, wherein movement of the contact comprises a first component of movement of the contact on the touch-sensitive surface in a direction corresponding to movement on the display parallel to the first predefined direction and a second component of movement of the contact on the touch-sensitive surface in a direction corresponding to movement on the display perpendicular to the first predefined direction, wherein the first component of movement of the contact comprises a direction and a speed; while detecting movement of the contact across the touch-sensitive surface: determining a current offset distance in accordance with a detected amount of the second component of movement of the contact; detecting a current first component of movement of the contact; in response to detecting the current first component of movement of the contact, moving the current position within the content at a scrubbing rate, wherein: the scrubbing rate decreases as the current offset distance increases, and the direction of movement of the current position within the content is in accordance with the direction of the current first component of movement of the contact.

In accordance with some embodiments, a computer readable storage medium has stored therein instructions which when executed by an electronic device with a touch-sensitive surface and a display, cause the device to: display a progress icon in a predefined area on the display, wherein the progress icon is configured to move in a first predefined direction on the display; provide content with the electronic device; indicate a current position within the content with the progress icon; while providing the content with the electronic device: detect a contact with the touch-sensitive surface at a location that corresponds to the progress icon; detect movement of the contact across the touch-sensitive surface to a location on the touch-sensitive surface that corresponds to a location on the display outside the predefined area that includes the progress icon, wherein movement of the contact comprises a first component of movement of the contact on the touch-sensitive surface in a direction corresponding to movement on the display parallel to the first predefined direction and a second component of movement of the contact on the touch-sensitive surface in a direction corresponding to movement on the display perpendicular to the first predefined direction, wherein the first component of movement of the contact comprises a direction and a speed; while detecting movement of the contact across the touch-sensitive surface: determine a current offset distance in accordance with a detected amount of the second component of movement of the contact; detect a current first component of movement of the contact; in response to detecting the current first component of movement of the contact, move the current position within the content at a scrubbing rate, wherein: the scrubbing rate decreases as the current offset distance increases, and

the direction of movement of the current position within the content is in accordance with the direction of the current first component of movement of the contact.

In accordance with some embodiments, a graphical user interface on an electronic device with a touch-sensitive surface, a display, a memory, and one or more processors to execute one or more programs stored in the memory further includes a progress icon configured to move in a first predefined direction in a predefined area on the display, wherein:

6

content is provided with the electronic device; a current position is indicated within the content with the progress icon; while providing the content with the electronic device: a contact is detected with the touch-sensitive surface at a location that corresponds to the progress icon; movement of the contact across the touch-sensitive surface to a location on the touch-sensitive surface that corresponds to a location on the display outside the predefined area that includes the progress icon is detected, wherein movement of the contact comprises a first component of movement of the contact on the touch-sensitive surface in a direction corresponding to movement on the display parallel to the first predefined direction and a second component of movement of the contact on the touch-sensitive surface in a direction corresponding to movement on the display perpendicular to the first predefined direction, wherein the first component of movement of the contact comprises a direction and a speed; while detecting movement of the contact across the touch-sensitive surface: a current offset distance is determined in accordance with a detected amount of the second component of movement of the contact; a current first component of movement of the contact is determined; in response to detecting the current first component of movement of the contact, the current position within the content is moved at a scrubbing rate, wherein: the scrubbing rate decreases as the current offset distance increases, and the direction of movement of the current position within the content is in accordance with the direction of the current first component of movement of the contact.

In accordance with some embodiments, an electronic device includes: a touch-sensitive surface; a display; means for displaying a progress icon in a predefined area on the display, wherein the progress icon is configured to move in a first predefined direction on the display; means for providing content with the electronic device; means for indicating a current position within the content with the progress icon; means for detecting a contact with the touch-sensitive surface at a location that corresponds to the progress icon while providing the content with the electronic device; means for detecting movement of the contact across the touch-sensitive surface to a location on the touch-sensitive surface that corresponds to a location on the display outside the predefined area that includes the progress icon while providing the content with the electronic device, wherein movement of the contact comprises a first component of movement of the contact on the touch-sensitive surface in a direction corresponding to movement on the display parallel to the first predefined direction and a second component of movement of the contact on the touch-sensitive surface in a direction corresponding to movement on the display perpendicular to the first predefined direction, wherein the first component of movement of the contact comprises a direction and a speed; means for determining a current offset distance in accordance with a detected amount of the second component of movement of the contact while detecting movement of the contact across the touch-sensitive surface; means for detecting a current first component of movement of the contact while detecting movement of the contact across the touch-sensitive surface; means responsive to detecting the current first component of movement of the contact, for moving the current position within the content at a scrubbing rate while detecting movement of the contact across the touch-sensitive surface, wherein: the scrubbing rate decreases as the current offset distance increases, and the direction of movement of the current position within the content is in accordance with the direction of the current first component of movement of the contact.

In accordance with some embodiments, a computer-implemented method is performed at an electronic device with a display and a touch-sensitive surface. The computer-implemented method includes: displaying a progress icon in a first predefined area on the display, wherein the progress icon is configured to move in a first predefined direction on the display; providing content with the electronic device; indicating a current position within the content with the progress icon; while providing the content with the electronic device: detecting a contact with the touch-sensitive surface at a location that corresponds to the progress icon; detecting movement of the contact across the touch-sensitive surface to a location on the touch-sensitive surface that corresponds to a second predefined area on the display outside the first predefined area, wherein movement of the contact comprises a first component of movement of the contact on the touch-sensitive surface in a direction corresponding to movement on the display parallel to the first predefined direction and a second component of movement of the contact on the touch-sensitive surface in a direction corresponding to movement on the display perpendicular to the first predefined direction, wherein the first component of movement of the contact comprises a direction and a speed; while the contact is located in an area on the touch-sensitive surface that corresponds to the second predefined area on the display: detecting a current first component of movement of the contact; in response to detecting the current first component of movement of the contact, moving the current position within the content at a first scrubbing rate, wherein the direction of movement of the current position within the content is in accordance with the direction of the current first component of movement of the contact; detecting movement of the contact across the touch-sensitive surface to a location on the touch-sensitive surface that corresponds to a third predefined area on the display outside the first predefined area and the second predefined area, wherein the progress icon is farther from the third predefined area than from the second predefined area; and, while the contact is located in an area on the touch-sensitive surface that corresponds to the third predefined area on the display: detecting a current first component of movement of the contact; in response to detecting the current first component of movement of the contact, moving the current position within the content at a second scrubbing rate, wherein: the direction of movement of the current position within the content is in accordance with the direction of the current first component of movement of the contact; and the second scrubbing rate is less than the first scrubbing rate.

In accordance with some embodiments, an electronic device includes a touch-sensitive surface, a display, one or more processors, memory, and one or more programs. The one or more programs are stored in the memory and configured to be executed by the one or more processors. The one or more programs include instructions for: displaying a progress icon in a first predefined area on the display, wherein the progress icon is configured to move in a first predefined direction on the display; providing content with the electronic device; indicating a current position within the content with the progress icon; while providing the content with the electronic device: detecting a contact with the touch-sensitive surface at a location that corresponds to the progress icon; detecting movement of the contact across the touch-sensitive surface to a location on the touch-sensitive surface that corresponds to a second predefined area on the display outside the first predefined area, wherein movement of the contact comprises a first component of movement of the contact on the touch-sensitive surface in a direction corresponding to movement on the display parallel to the first predefined direc-

tion and a second component of movement of the contact on the touch-sensitive surface in a direction corresponding to movement on the display perpendicular to the first predefined direction, wherein the first component of movement of the contact comprises a direction and a speed; while the contact is located in an area on the touch-sensitive surface that corresponds to the second predefined area on the display: detecting a current first component of movement of the contact; in response to detecting the current first component of movement of the contact, moving the current position within the content at a first scrubbing rate, wherein the direction of movement of the current position within the content is in accordance with the direction of the current first component of movement of the contact; detecting movement of the contact across the touch-sensitive surface to a location on the touch-sensitive surface that corresponds to a third predefined area on the display outside the first predefined area and the second predefined area, wherein the progress icon is farther from the third predefined area than from the second predefined area; and, while the contact is located in an area on the touch-sensitive surface that corresponds to the third predefined area on the display: detecting a current first component of movement of the contact; in response to detecting the current first component of movement of the contact, moving the current position within the content at a second scrubbing rate, wherein: the direction of movement of the current position within the content is in accordance with the direction of the current first component of movement of the contact; and the second scrubbing rate is less than the first scrubbing rate.

In accordance with some embodiments, a computer readable storage medium has stored therein instructions which when executed by an electronic device with a touch-sensitive surface and a display, cause the device to: display a progress icon in a first predefined area on the display, wherein the progress icon is configured to move in a first predefined direction on the display; provide content with the electronic device; indicate a current position within the content with the progress icon; while providing the content with the electronic device: detect a contact with the touch-sensitive surface at a location that corresponds to the progress icon; detect movement of the contact across the touch-sensitive surface to a location on the touch-sensitive surface that corresponds to a second predefined area on the display outside the first predefined area, wherein movement of the contact comprises a first component of movement of the contact on the touch-sensitive surface in a direction corresponding to movement on the display parallel to the first predefined direction and a second component of movement of the contact on the touch-sensitive surface in a direction corresponding to movement on the display perpendicular to the first predefined direction, wherein the first component of movement of the contact comprises a direction and a speed; while the contact is located in an area on the touch-sensitive surface that corresponds to the second predefined area on the display: detect a current first component of movement of the contact; in response to detecting the current first component of movement of the contact, move the current position within the content at a first scrubbing rate, wherein the direction of movement of the current position within the content is in accordance with the direction of the current first component of movement of the contact; detect movement of the contact across the touch-sensitive surface to a location on the touch-sensitive surface that corresponds to a third predefined area on the display outside the first predefined area and the second predefined area, wherein the progress icon is farther from the third predefined area than from the second predefined area; and, while the contact is located in an area on the touch-sensitive surface that corre-

sponds to the third predefined area on the display: detect a current first component of movement of the contact; in response to detecting the current first component of movement of the contact, move the current position within the content at a second scrubbing rate, wherein: the direction of movement of the current position within the content is in accordance with the direction of the current first component of movement of the contact; and the second scrubbing rate is less than the first scrubbing rate.

In accordance with some embodiments, a graphical user interface on an electronic device with a touch-sensitive surface, a display, a memory, and one or more processors to execute one or more programs stored in the memory includes a progress icon configured to move in a first predefined direction in a first predefined area on the display; wherein: content is provided with the electronic device; a current position is indicated within the content with the progress icon; while providing the content with the electronic device: a contact is detected with the touch-sensitive surface at a location that corresponds to the progress icon; movement of the contact is detected across the touch-sensitive surface to a location on the touch-sensitive surface that corresponds to a second predefined area on the display outside the first predefined area, wherein movement of the contact comprises a first component of movement of the contact on the touch-sensitive surface in a direction corresponding to movement on the display parallel to the first predefined direction and a second component of movement of the contact on the touch-sensitive surface in a direction corresponding to movement on the display perpendicular to the first predefined direction, wherein the first component of movement of the contact comprises a direction and a speed; while the contact is located in an area on the touch-sensitive surface that corresponds to the second predefined area on the display: a current first component of movement of the contact is detected; in response to detecting the current first component of movement of the contact, the current position within the content at a first scrubbing rate is moved, wherein the direction of movement of the current position within the content is in accordance with the direction of the current first component of movement of the contact; movement of the contact across the touch-sensitive surface to a location on the touch-sensitive surface that corresponds to a third predefined area on the display outside the first predefined area and the second predefined area is detected, wherein the progress icon is farther from the third predefined area than from the second predefined area; and, while the contact is located in an area on the touch-sensitive surface that corresponds to the third predefined area on the display: a current first component of movement of the contact is detected; in response to detecting the current first component of movement of the contact, the current position within the content at a second scrubbing rate is moved, wherein: the direction of movement of the current position within the content is in accordance with the direction of the current first component of movement of the contact; and the second scrubbing rate is less than the first scrubbing rate.

In accordance with some embodiments, an electronic device includes: a touch-sensitive surface; a display; means for displaying a progress icon in a first predefined area on the display, wherein the progress icon is configured to move in a first predefined direction on the display; means for providing content with the electronic device; means for indicating a current position within the content with the progress icon; means for detecting a contact with the touch-sensitive surface at a location that corresponds to the progress icon while providing the content with the electronic device; means for detecting movement of the contact across the touch-sensitive

surface to a location on the touch-sensitive surface that corresponds to a second predefined area on the display outside the first predefined area while providing the content with the electronic device, wherein movement of the contact comprises a first component of movement of the contact on the touch-sensitive surface in a direction corresponding to movement on the display parallel to the first predefined direction and a second component of movement of the contact on the touch-sensitive surface in a direction corresponding to movement on the display perpendicular to the first predefined direction, wherein the first component of movement of the contact comprises a direction and a speed; means for detecting a current first component of movement of the contact while the contact is located in an area on the touch-sensitive surface that corresponds to the second predefined area on the display; means, responsive to detecting the current first component of movement of the contact, for moving the current position within the content at a first scrubbing rate, wherein the direction of movement of the current position within the content is in accordance with the direction of the current first component of movement of the contact; means for detecting movement of the contact across the touch-sensitive surface to a location on the touch-sensitive surface that corresponds to a third predefined area on the display outside the first predefined area and the second predefined area, wherein the progress icon is farther from the third predefined area than from the second predefined area; and, means for detecting a current first component of movement of the contact while the contact is located in an area on the touch-sensitive surface that corresponds to the third predefined area on the display; means, responsive to detecting the current first component of movement of the contact while the contact is located in an area on the touch-sensitive surface that corresponds to the third predefined area on the display, means for moving the current position within the content at a second scrubbing rate, wherein: the direction of movement of the current position within the content is in accordance with the direction of the current first component of movement of the contact; and the second scrubbing rate is less than the first scrubbing rate.

In accordance with some embodiments, a computer-implemented method is performed at an electronic device with a display and a touch-sensitive surface. The computer-implemented method includes: displaying a progress icon in a predefined area on the display, wherein the progress icon is configured to move in a first predefined direction on the display; providing content with the electronic device; indicating a current position within the content with the progress icon; while providing the content with the electronic device: detecting a contact with the touch-sensitive surface at a location that corresponds to the progress icon; detecting movement of the contact across the touch-sensitive surface to a first location on the touch-sensitive surface that corresponds to a first location on the display outside the predefined area that includes the progress icon, wherein movement of the contact comprises a first component of movement of the contact on the touch-sensitive surface in a direction corresponding to movement on the display parallel to the first predefined direction and a second component of movement of the contact on the touch-sensitive surface in a direction corresponding to movement on the display perpendicular to the first predefined direction; while the contact is located at the first location on the touch-sensitive surface: determining a first current offset distance in accordance with a detected amount of the second component of movement of the contact; moving the current position within the content at a first scrubbing rate; detecting movement of the contact across the touch-sensitive surface to a second location on the touch-sensitive surface that corre-

11

sponds to a second location on the display outside the predefined area that includes the progress icon; and while the contact is located at the second location on the touch-sensitive surface: determining a second current offset distance in accordance with a detected amount of the second component of movement of the contact; and moving the current position within the content at a second scrubbing rate, wherein: the second scrubbing rate is less than the first scrubbing rate when the second current offset distance is greater than the first current offset distance, and the second scrubbing rate is greater than the first scrubbing rate when the second current offset distance is less than the first current offset distance.

In accordance with some embodiments, an electronic device includes a touch-sensitive surface, a display, one or more processors, memory, and one or more programs. The one or more programs are stored in the memory and configured to be executed by the one or more processors. The one or more programs include instructions for: displaying a progress icon in a predefined area on the display, wherein the progress icon is configured to move in a first predefined direction on the display; providing content with the electronic device; indicating a current position within the content with the progress icon; while providing the content with the electronic device: detecting a contact with the touch-sensitive surface at a location that corresponds to the progress icon; detecting movement of the contact across the touch-sensitive surface to a first location on the touch-sensitive surface that corresponds to a first location on the display outside the predefined area that includes the progress icon, wherein movement of the contact comprises a first component of movement of the contact on the touch-sensitive surface in a direction corresponding to movement on the display parallel to the first predefined direction and a second component of movement of the contact on the touch-sensitive surface in a direction corresponding to movement on the display perpendicular to the first predefined direction; while the contact is located at the first location on the touch-sensitive surface: determining a first current offset distance in accordance with a detected amount of the second component of movement of the contact; and moving the current position within the content at a first scrubbing rate; detecting movement of the contact across the touch-sensitive surface to a second location on the touch-sensitive surface that corresponds to a second location on the display outside the predefined area that includes the progress icon; and while the contact is located at the second location on the touch-sensitive surface: determining a second current offset distance in accordance with a detected amount of the second component of movement of the contact; and moving the current position within the content at a second scrubbing rate, wherein: the second scrubbing rate is less than the first scrubbing rate when the second current offset distance is greater than the first current offset distance, and the second scrubbing rate is greater than the first scrubbing rate when the second current offset distance is less than the first current offset distance.

In accordance with some embodiments, a computer readable storage medium has stored therein instructions which when executed by an electronic device with a touch-sensitive surface and a display, cause the device to: display a progress icon in a predefined area on the display, wherein the progress icon is configured to move in a first predefined direction on the display; provide content with the electronic device; indicate a current position within the content with the progress icon; while providing the content with the electronic device: detect a contact with the touch-sensitive surface at a location that corresponds to the progress icon; detect movement of the contact across the touch-sensitive surface to a first location on

12

the touch-sensitive surface that corresponds to a first location on the display outside the predefined area that includes the progress icon, wherein movement of the contact comprises a first component of movement of the contact on the touch-sensitive surface in a direction corresponding to movement on the display parallel to the first predefined direction and a second component of movement of the contact on the touch-sensitive surface in a direction corresponding to movement on the display perpendicular to the first predefined direction; while the contact is located at the first location on the touch-sensitive surface: determine a first current offset distance in accordance with a detected amount of the second component of movement of the contact; and move the current position within the content at a first scrubbing rate; detect movement of the contact across the touch-sensitive surface to a second location on the touch-sensitive surface that corresponds to a second location on the display outside the predefined area that includes the progress icon; and while the contact is located at the second location on the touch-sensitive surface: determine a second current offset distance in accordance with a detected amount of the second component of movement of the contact; and move the current position within the content at a second scrubbing rate, wherein: the second scrubbing rate is less than the first scrubbing rate when the second current offset distance is greater than the first current offset distance, and the second scrubbing rate is greater than the first scrubbing rate when the second current offset distance is less than the first current offset distance.

In accordance with some embodiments, a graphical user interface on an electronic device with a touch-sensitive surface, a display, a memory, and one or more processors to execute one or more programs stored in the memory includes a progress icon configured to move in a first predefined direction in a predefined area on the display; wherein; content is provided with the electronic device; a current position is indicated within the content with the progress icon; while providing the content with the electronic device: a contact is detected with the touch-sensitive surface at a location that corresponds to the progress icon; movement of the contact is detected across the touch-sensitive surface to a first location on the touch-sensitive surface that corresponds to a first location on the display outside the predefined area that includes the progress icon, wherein movement of the contact comprises a first component of movement of the contact on the touch-sensitive surface in a direction corresponding to movement on the display parallel to the first predefined direction and a second component of movement of the contact on the touch-sensitive surface in a direction corresponding to movement on the display perpendicular to the first predefined direction; while the contact is located at the first location on the touch-sensitive surface: a first current offset distance in accordance with a detected amount of the second component of movement of the contact is determined; and the current position within the content is moved at a first scrubbing rate; movement of the contact across the touch-sensitive surface to a second location on the touch-sensitive surface that corresponds to a second location on the display outside the predefined area that includes the progress icon is detected; and while the contact is located at the second location on the touch-sensitive surface: a second current offset distance is determined in accordance with a detected amount of the second component of movement of the contact; and the current position within the content is moved at a second scrubbing rate, wherein: the second scrubbing rate is less than the first scrubbing rate when the second current offset distance is greater than the first current offset distance, and the second

scrubbing rate is greater than the first scrubbing rate when the second current offset distance is less than the first current offset distance.

In accordance with some embodiments, an electronic device includes: a touch-sensitive surface; a display; means for displaying a progress icon in a predefined area on the display, wherein the progress icon is configured to move in a first predefined direction on the display; means for providing content with the electronic device; means for indicating a current position within the content with the progress icon; means for detecting a contact with the touch-sensitive surface at a location that corresponds to the progress icon while providing the content with the electronic device; means for detecting movement of the contact across the touch-sensitive surface to a first location on the touch-sensitive surface that corresponds to a first location on the display outside the predefined area that includes the progress icon while providing the content with the electronic device, wherein movement of the contact comprises a first component of movement of the contact on the touch-sensitive surface in a direction corresponding to movement on the display parallel to the first predefined direction and a second component of movement of the contact on the touch-sensitive surface in a direction corresponding to movement on the display perpendicular to the first predefined direction; means for determining a first current offset distance in accordance with a detected amount of the second component of movement of the contact while the contact is located at the first location on the touch-sensitive surface; and means for moving the current position within the content at a first scrubbing rate while the contact is located at the first location on the touch-sensitive surface; means for detecting movement of the contact across the touch-sensitive surface to a second location on the touch-sensitive surface that corresponds to a second location on the display outside the predefined area that includes the progress icon; and means for determining a second current offset distance in accordance with a detected amount of the second component of movement of the contact while the contact is located at the second location on the touch-sensitive surface; and means for moving the current position within the content at a second scrubbing rate while the contact is located at the second location on the touch-sensitive surface, wherein: the second scrubbing rate is less than the first scrubbing rate when the second current offset distance is greater than the first current offset distance, and the second scrubbing rate is greater than the first scrubbing rate when the second current offset distance is less than the first current offset distance.

In accordance with some embodiments, a computer-implemented method is performed at an electronic device with a display and a touch-sensitive surface. The computer-implemented method includes: displaying a progress icon in a first predefined area on the display, wherein the progress icon is configured to move in a first predefined direction on the display; providing content with the electronic device; indicating a current position within the content with the progress icon; while providing the content with the electronic device: detecting a contact with the touch-sensitive surface at a location that corresponds to the progress icon; detecting movement of the contact across the touch-sensitive surface to a location on the touch-sensitive surface that corresponds to a second predefined area on the display outside the first predefined area, wherein movement of the contact comprises a first component of movement of the contact on the touch-sensitive surface in a direction corresponding to movement on the display parallel to the first predefined direction; while the contact is located in an area on the touch-sensitive surface that corresponds to the second predefined area on the display,

moving the current position within the content at a first scrubbing rate; detecting movement of the contact across the touch-sensitive surface to a location on the touch-sensitive surface that corresponds to a third predefined area on the display outside the first predefined area and the second predefined area, wherein the progress icon is farther from the third predefined area than from the second predefined area; and, while the contact is located in an area on the touch-sensitive surface that corresponds to the third predefined area on the display, moving the current position within the content at a second scrubbing rate, wherein the second scrubbing rate is less than the first scrubbing rate.

In accordance with some embodiments, an electronic device includes a touch-sensitive surface, a display, one or more processors, memory, and one or more programs. The one or more programs are stored in the memory and configured to be executed by the one or more processors. The one or more programs include instructions for: displaying a progress icon in a first predefined area on the display, wherein the progress icon is configured to move in a first predefined direction on the display; providing content with the electronic device; indicating a current position within the content with the progress icon; while providing the content with the electronic device: detecting a contact with the touch-sensitive surface at a location that corresponds to the progress icon; detecting movement of the contact across the touch-sensitive surface to a location on the touch-sensitive surface that corresponds to a second predefined area on the display outside the first predefined area, wherein movement of the contact comprises a first component of movement of the contact on the touch-sensitive surface in a direction corresponding to movement on the display parallel to the first predefined direction; while the contact is located in an area on the touch-sensitive surface that corresponds to the second predefined area on the display, moving the current position within the content at a first scrubbing rate; detecting movement of the contact across the touch-sensitive surface to a location on the touch-sensitive surface that corresponds to a third predefined area on the display outside the first predefined area and the second predefined area, wherein the progress icon is farther from the third predefined area than from the second predefined area; and, while the contact is located in an area on the touch-sensitive surface that corresponds to the third predefined area on the display, moving the current position within the content at a second scrubbing rate, wherein the second scrubbing rate is less than the first scrubbing rate.

In accordance with some embodiments, a computer readable storage medium has stored therein instructions which when executed by an electronic device with a touch-sensitive surface and a display, cause the device to: display a progress icon in a first predefined area on the display, wherein the progress icon is configured to move in a first predefined direction on the display; provide content with the electronic device; indicate a current position within the content with the progress icon; while providing the content with the electronic device: detect a contact with the touch-sensitive surface at a location that corresponds to the progress icon; detect movement of the contact across the touch-sensitive surface to a location on the touch-sensitive surface that corresponds to a second predefined area on the display outside the first predefined area, wherein movement of the contact comprises a first component of movement of the contact on the touch-sensitive surface in a direction corresponding to movement on the display parallel to the first predefined direction; while the contact is located in an area on the touch-sensitive surface that corresponds to the second predefined area on the display, move the current position within the content at a first scrub-

bing rate; detect movement of the contact across the touch-sensitive surface to a location on the touch-sensitive surface that corresponds to a third predefined area on the display outside the first predefined area and the second predefined area, wherein the progress icon is farther from the third predefined area than from the second predefined area; and, while the contact is located in an area on the touch-sensitive surface that corresponds to the third predefined area on the display, move the current position within the content at a second scrubbing rate, wherein the second scrubbing rate is less than the first scrubbing rate.

In accordance with some embodiments, a graphical user interface on an electronic device with a touch-sensitive surface, a display, a memory, and one or more processors to execute one or more programs stored in the memory includes: a progress icon configured to move in a first predefined direction in a first predefined area on the display; wherein: content is provided with the electronic device; a current position is indicated within the content with the progress icon; while providing the content with the electronic device: a contact is detected with the touch-sensitive surface at a location that corresponds to the progress icon; movement of the contact across the touch-sensitive surface to a location on the touch-sensitive surface that corresponds to a second predefined area on the display outside the first predefined area is detected, wherein movement of the contact comprises a first component of movement of the contact on the touch-sensitive surface in a direction corresponding to movement on the display parallel to the first predefined direction; while the contact is located in an area on the touch-sensitive surface that corresponds to the second predefined area on the display, the current position within the content is moved at a first scrubbing rate; movement of the contact across the touch-sensitive surface to a location on the touch-sensitive surface that corresponds to a third predefined area on the display outside the first predefined area and the second predefined area is detected, wherein the progress icon is farther from the third predefined area than from the second predefined area; and, while the contact is located in an area on the touch-sensitive surface that corresponds to the third predefined area on the display, the current position within the content is moved at a second scrubbing rate, wherein the second scrubbing rate is less than the first scrubbing rate.

In accordance with some embodiments, an electronic device includes: a touch-sensitive surface; a display; means for displaying a progress icon in a first predefined area on the display, wherein the progress icon is configured to move in a first predefined direction on the display; means for providing content with the electronic device; means for indicating a current position within the content with the progress icon; means for detecting a contact with the touch-sensitive surface at a location that corresponds to the progress icon while providing the content with the electronic device; means for detecting movement of the contact across the touch-sensitive surface to a location on the touch-sensitive surface that corresponds to a second predefined area on the display outside the first predefined area while providing the content with the electronic device, wherein movement of the contact comprises a first component of movement of the contact on the touch-sensitive surface in a direction corresponding to movement on the display parallel to the first predefined direction; means for moving the current position within the content at a first scrubbing rate while the contact is located in an area on the touch-sensitive surface that corresponds to the second predefined area on the display; means for detecting movement of the contact across the touch-sensitive surface to a location on the touch-sensitive surface that corresponds to a

third predefined area on the display outside the first predefined area and the second predefined area, wherein the progress icon is farther from the third predefined area than from the second predefined area; and, means for moving the current position within the content at a second scrubbing rate while the contact is located in an area on the touch-sensitive surface that corresponds to the third predefined area on the display, wherein the second scrubbing rate is less than the first scrubbing rate.

At any instant in time, a current location of the contact on the touch-sensitive surface corresponds to a current location on the display. The current location on the display will have a corresponding current total distance to the progress icon on the display. In some embodiments, the scrubbing rate decreases as the current total distance to the progress icon increases, rather than having the scrubbing rate decrease as the second component of movement on the touch-sensitive surface or a current offset distance increases.

In accordance with some embodiments, a computer-implemented method is performed at an electronic device with a display and a touch-sensitive surface. The computer-implemented method includes providing content with the electronic device; while providing the content with the electronic device: displaying a progress icon in a predefined area on the display, wherein the progress icon indicates a current position within the content and is configured to move within a predefined path on the display, wherein the predefined path includes two endpoints and has a primary axis; detecting a contact with the touch-sensitive surface, movement of the contact, and a scrubbing component of the movement of the contact that corresponds to movement on the display parallel to the primary axis of the predefined path; moving a current position of the progress icon in accordance with the scrubbing component of the movement of the contact, and moving the current position in the content in accordance with the current position of the progress icon; detecting a pause in movement of the contact at a contact pause location that corresponds to an icon pause location of the progress icon; in response to detecting the pause in movement of the contact, determining positions of two detailed scrubbing boundaries on the display, wherein the detailed scrubbing boundaries are determined at least in part based on a predefined distance from the icon pause location; after determining the positions of the two detailed scrubbing boundaries, detecting movement of the contact from the contact pause location to a current contact location, including detecting the scrubbing component of movement of the contact from the contact pause location, wherein the scrubbing component corresponds to an uncompensated scrubbing distance on the display; and in response to detecting the scrubbing component: when the uncompensated scrubbing distance corresponds to a position on the display between the two detailed scrubbing boundaries and between the two endpoints of the predefined path, moving the current position of the progress icon by a distance less than the uncompensated scrubbing distance; and when the uncompensated scrubbing distance corresponds to a position on the display outside the two detailed scrubbing boundaries and between the two endpoints of the predefined path, moving the current position of the progress icon by a distance equal to the uncompensated scrubbing distance.

In accordance with some embodiments, a graphical user interface on an electronic device with a display and a touch-sensitive surface, includes a progress icon configured to move within a predefined path on the display in a predefined area on the display, the predefined path including two endpoints and a primary axis; wherein: content is provided with the electronic device; while providing the content with the electronic

device: the progress icon indicates a current position within the content; a contact with the touch-sensitive surface is detected, movement of the contact is detected, and a scrubbing component of the movement of the contact that corresponds to movement on the display parallel to the primary axis of the predefined path is detected; a current position of the progress icon is moved in accordance with the scrubbing component of the movement of the contact, and the current position in the content is moved in accordance with the current position of the progress icon; a pause in movement of the contact at a contact pause location that corresponds to an icon pause location of the progress icon is detected; in response to detection of the pause in movement of the contact, positions of two detailed scrubbing boundaries on the display are determined, wherein the detailed scrubbing boundaries are determined at least in part based on a predefined distance from the icon pause location; after determination of the positions of the two detailed scrubbing boundaries, movement of the contact from the contact pause location to a current contact location is detected, including detection of the scrubbing component of movement of the contact from the contact pause location, wherein the scrubbing component corresponds to an uncompensated scrubbing distance on the display; and in response to detection of the scrubbing component: when the uncompensated scrubbing distance corresponds to a position on the display between the two detailed scrubbing boundaries and between the two endpoints of the predefined path, the current position of the progress icon is moved a distance less than the uncompensated scrubbing distance; and when the uncompensated scrubbing distance corresponds to a position on the display outside the two detailed scrubbing boundaries and between the two endpoints of the predefined path, the current position of the progress icon is moved a distance equal to the uncompensated scrubbing distance.

In accordance with some embodiments, an electronic device, comprises a display; a touch-sensitive surface; one or more processors; memory; and one or more programs, wherein the one or more programs are stored in the memory and configured to be executed by the one or more processors, the one or more programs including instructions for: providing content with the electronic device; while providing the content with the electronic device: displaying a progress icon in a predefined area on the display, wherein the progress icon indicates a current position within the content and is configured to move within a predefined path on the display, wherein the predefined path includes two endpoints and has a primary axis; detecting a contact with the touch-sensitive surface, movement of the contact, and a scrubbing component of the movement of the contact that corresponds to movement on the display parallel to the primary axis of the predefined path; moving a current position of the progress icon in accordance with the scrubbing component of the movement of the contact, and moving the current position in the content in accordance with the current position of the progress icon; detecting a pause in movement of the contact at a contact pause location that corresponds to an icon pause location of the progress icon; responding to detection of the pause in movement of the contact, by determining positions of two detailed scrubbing boundaries on the display, wherein the detailed scrubbing boundaries are determined at least in part based on a predefined distance from the icon pause location; detecting movement of the contact from the contact pause location to a current contact location after determining the positions of the two detailed scrubbing boundaries, including detecting the scrubbing component of movement of the contact from the contact pause location, wherein the scrubbing component corresponds to an uncompensated scrubbing distance on the

display; and responding to detection of the scrubbing component by: when the uncompensated scrubbing distance corresponds to a position on the display between the two detailed scrubbing boundaries and between the two endpoints of the predefined path, moving the current position of the progress icon by a distance less than the uncompensated scrubbing distance; and when the uncompensated scrubbing distance corresponds to a position on the display outside the two detailed scrubbing boundaries and between the two endpoints of the predefined path, moving the current position of the progress icon by a distance equal to the uncompensated scrubbing distance.

In accordance with some embodiments, a computer readable storage medium storing one or more programs, the one or more programs comprising instructions, which when executed by an electronic device with a display and a touch-sensitive surface, causes the device to: provide content with the electronic device; and while providing the content with the electronic device: display a progress icon in a predefined area on the display, wherein the progress icon indicates a current position within the content and is configured to move within a predefined path on the display, wherein the predefined path includes two endpoints and has a primary axis; detect a contact with the touch-sensitive surface, movement of the contact, and a scrubbing component of the movement of the contact that corresponds to movement on the display parallel to the primary axis of the predefined path; move a current position of the progress icon in accordance with the scrubbing component of the movement of the contact, and move the current position in the content in accordance with the current position of the progress icon; detect a pause in movement of the contact at a contact pause location that corresponds to an icon pause location of the progress icon; respond to detecting the pause in movement of the contact, by determining positions of two detailed scrubbing boundaries on the display, wherein the determination of detailed scrubbing boundaries are based least in part on a predefined distance from the icon pause location; detect movement of the contact from the contact pause location to a current contact location after determining the positions of the two detailed scrubbing boundaries, including detecting the scrubbing component of movement of the contact from the contact pause location, wherein the scrubbing component corresponds to an uncompensated scrubbing distance on the display; and respond to detecting the scrubbing component by: when the uncompensated scrubbing distance corresponds to a position on the display between the two detailed scrubbing boundaries and between the two endpoints of the predefined path, moving the current position of the progress icon by a distance less than the uncompensated scrubbing distance; and when the uncompensated scrubbing distance corresponds to a position on the display outside the two detailed scrubbing boundaries and between the two endpoints of the predefined path, moving the current position of the progress icon by a distance equal to the uncompensated scrubbing distance.

In accordance with some embodiments, an electronic device, includes a display; a touch-sensitive surface; means for displaying a progress icon in a predefined area on the display, wherein the progress icon indicates a current position within the content and is configured to move within a predefined path on the display, wherein the predefined path includes two endpoints and has a primary axis; means for detecting a contact with the touch-sensitive surface, movement of the contact, and a scrubbing component of the movement of the contact that corresponds to movement on the display parallel to the primary axis of the predefined path; means for moving a current position of the progress icon in

accordance with the scrubbing component of the movement of the contact, and moving the current position in the content in accordance with the current position of the progress icon; means for detecting a pause in movement of the contact at a contact pause location that corresponds to an icon pause location of the progress icon; means, responsive to detection of the pause in movement of the contact, for determining positions of two detailed scrubbing boundaries on the display, wherein the detailed scrubbing boundaries are determined at least in part based on a predefined distance from the icon pause location; means for detecting movement of the contact from the contact pause location to a current contact location after determining the positions of the two detailed scrubbing boundaries, including detecting the scrubbing component of movement of the contact from the contact pause location, wherein the scrubbing component corresponds to an uncompensated scrubbing distance on the display; and means, responsive to detection of the scrubbing component, for: when the uncompensated scrubbing distance corresponds to a position on the display between the two detailed scrubbing boundaries and between the two endpoints of the predefined path, moving the current position of the progress icon by a distance less than the uncompensated scrubbing distance; and when the uncompensated scrubbing distance corresponds to a position on the display outside the two detailed scrubbing boundaries and between the two endpoints of the predefined path, moving the current position of the progress icon by a distance equal to the uncompensated scrubbing distance.

In accordance with some embodiments, a computer-implemented method is performed at an electronic device with a display and a touch-sensitive surface. The computer-implemented method includes displaying a progress icon in a predefined area on the display, wherein the progress icon is configured to move in a first predefined direction on the display; providing a first piece of content with the electronic device; indicating a current position within the first piece of content with the progress icon; displaying a multi-purpose content navigation icon; while providing the first piece of content with the electronic device: detecting a first contact with the touch-sensitive surface at a first location that corresponds to the multi-purpose content navigation icon for at least a predetermined time period; while continuing to detect the contact at the first location, moving the current position within the first piece of content at a predefined scrubbing rate; detecting movement of the contact, wherein movement of the contact comprises a first component of movement on the touch-sensitive surface in a direction that corresponds to movement on the display parallel to the first predefined direction; and in response to detecting the movement of the contact, moving the current position within the first piece of content at a variable scrubbing rate, wherein the variable scrubbing rate varies monotonically as the first component of movement on the touch-sensitive surface increases

In accordance with some embodiments, a graphical user interface on an electronic device with a display and a touch-sensitive surface, includes: a progress icon configured to move in a first predefined direction in a first predefined area on the display; a multi-purpose content navigation icon; wherein: a first piece of content is provided with the electronic device; a current position within the first piece of content is indicated with the progress icon; while providing the first piece of content with the electronic device: a first contact with the touch-sensitive surface is detected at a first location that corresponds to the multi-purpose content navigation icon for at least a predetermined time period; while continuing to detect the contact at the first location, the current position within the first piece of content is moved at a

predefined scrubbing rate; movement of the contact is detected, wherein movement of the contact comprises a first component of movement on the touch-sensitive surface in a direction that corresponds to movement on the display parallel to the first predefined direction; and in response to detection of the movement of the contact the current position within the first piece of content is moved at a variable scrubbing rate, wherein the variable scrubbing rate varies monotonically as the first component of movement on the touch-sensitive surface increases.

In accordance with some embodiments, an electronic device, includes: a display; a touch-sensitive surface; one or more processors; memory; and one or more programs, wherein the one or more programs are stored in the memory and configured to be executed by the one or more processors, the one or more programs including instructions for: displaying a progress icon in a predefined area on the display, wherein the progress icon is configured to move in a first predefined direction on the display; providing a first piece of content with the electronic device; indicating a current position within the first piece of content with the progress icon; displaying a multi-purpose content navigation icon; while providing the first piece of content with the electronic device: detecting a first contact with the touch-sensitive surface at a first location that corresponds to the multi-purpose content navigation icon for at least a predetermined time period; while continuing to detect the contact at the first location, moving the current position within the first piece of content at a predefined scrubbing rate; detecting movement of the contact, wherein movement of the contact comprises a first component of movement on the touch-sensitive surface in a direction that corresponds to movement on the display parallel to the first predefined direction; and responding to detecting the movement of the contact by moving the current position within the first piece of content at a variable scrubbing rate, wherein the variable scrubbing rate varies monotonically as the first component of movement on the touch-sensitive surface increases.

In accordance with some embodiments, a computer readable storage medium storing one or more programs, the one or more programs comprising instructions, which when executed by an electronic device with a display and a touch-sensitive surface, causes the device to: display a progress icon in a predefined area on the display, wherein the progress icon is configured to move in a first predefined direction on the display; provide a first piece of content with the electronic device; indicate a current position within the first piece of content with the progress icon; display a multi-purpose content navigation icon; while providing the first piece of content with the electronic device: detect a first contact with the touch-sensitive surface at a first location that corresponds to the multi-purpose content navigation icon for at least a predetermined time period; while continuing to detect the contact at the first location, move the current position within the first piece of content at a predefined scrubbing rate; detect movement of the contact, wherein movement of the contact comprises a first component of movement on the touch-sensitive surface in a direction that corresponds to movement on the display parallel to the first predefined direction; and respond to detecting the movement of the contact by moving the current position within the first piece of content at a variable scrubbing rate, wherein the variable scrubbing rate varies monotonically as the first component of movement on the touch-sensitive surface increases.

In accordance with some embodiments, an electronic device, includes a display; a touch-sensitive surface; means for displaying a progress icon in a predefined area on the

display, wherein the progress icon is configured to move in a first predefined direction on the display; means for providing a first piece of content with the electronic device; means for indicating a current position within the first piece of content with the progress icon; means for displaying a multi-purpose content navigation icon; while providing the first piece of content with the electronic device: means for detecting a first contact with the touch-sensitive surface at a first location that corresponds to the multi-purpose content navigation icon for at least a predetermined time period; means for, while continuing to detect the contact at the first location, moving the current position within the first piece of content at a predefined scrubbing rate; means for detecting movement of the contact, wherein movement of the contact comprises a first component of movement on the touch-sensitive surface in a direction that corresponds to movement on the display parallel to the first predefined direction; and means responsive to detecting the movement of the contact, for moving the current position within the first piece of content at a variable scrubbing rate, wherein the variable scrubbing rate varies monotonically as the first component of movement on the touch-sensitive surface increases.

Thus, electronic devices with touch-sensitive surfaces are provided with faster, more efficient methods and interfaces for scrubbing through content, thereby increasing the effectiveness, efficiency, and user satisfaction with such devices. Such methods and interfaces may complement or replace conventional methods for scrolling content.

BRIEF DESCRIPTION OF THE DRAWINGS

For a better understanding of the aforementioned embodiments of the invention as well as additional embodiments thereof, reference should be made to the Description of Embodiments below, in conjunction with the following drawings in which like reference numerals refer to corresponding parts throughout the figures.

FIGS. 1A and 1B are block diagrams illustrating portable multifunction devices with touch-sensitive displays in accordance with some embodiments.

FIG. 2 illustrates a portable multifunction device having a touch screen in accordance with some embodiments.

FIG. 3 is a block diagram of an exemplary computing device with a display and a touch-sensitive surface in accordance with some embodiments.

FIGS. 4A and 4B illustrate exemplary user interfaces for a menu of applications on a portable multifunction device in accordance with some embodiments.

FIGS. 5A-5RR illustrate exemplary user interfaces for scrolling in accordance with some embodiments.

FIGS. 5SS-5EEE illustrate exemplary user interfaces for scrubbing through content at a variable scrubbing rate in accordance with some embodiments.

FIGS. 6A-6D are flow diagrams illustrating a method of scrolling in accordance with some embodiments.

FIGS. 7A-7E are flow diagrams illustrating a method of scrolling in accordance with some embodiments.

FIGS. 8A-8G are flow diagrams illustrating a method of scrolling in accordance with some embodiments.

FIGS. 9A-9G are flow diagrams illustrating a method of scrolling in accordance with some embodiments.

FIGS. 10A-10G are flow diagrams illustrating a method of scrolling in accordance with some embodiments.

FIGS. 11A-11D are flow diagrams illustrating a method of scrubbing through content at a variable scrubbing rate in accordance with some embodiments.

FIGS. 12A-12D are flow diagrams illustrating a method of scrubbing through content at a variable scrubbing rate in accordance with some embodiments.

DESCRIPTION OF EMBODIMENTS

Reference will now be made in detail to embodiments, examples of which are illustrated in the accompanying drawings. In the following detailed description, numerous specific details are set forth in order to provide a thorough understanding of the present invention. However, it will be apparent to one of ordinary skill in the art that the present invention may be practiced without these specific details. In other instances, well-known methods, procedures, components, circuits, and networks have not been described in detail so as not to unnecessarily obscure aspects of the embodiments.

It will also be understood that, although the terms first, second, etc. may be used herein to describe various elements, these elements should not be limited by these terms. These terms are only used to distinguish one element from another. For example, a first contact could be termed a second contact, and, similarly, a second contact could be termed a first contact, without departing from the scope of the present invention. The first contact and the second contact are both contacts, but they are not the same contact.

The terminology used in the description of the invention herein is for the purpose of describing particular embodiments only and is not intended to be limiting of the invention. As used in the description of the invention and the appended claims, the singular forms "a", "an" and "the" are intended to include the plural forms as well, unless the context clearly indicates otherwise. It will also be understood that the term "and/or" as used herein refers to and encompasses any and all possible combinations of one or more of the associated listed items. It will be further understood that the terms "includes" and/or "comprising," when used in this specification, specify the presence of stated features, integers, steps, operations, elements, and/or components, but do not preclude the presence or addition of one or more other features, integers, steps, operations, elements, components, and/or groups thereof.

As used herein, the term "if" may be construed to mean "when" or "upon" or "in response to determining" or "in response to detecting," depending on the context. Similarly, the phrase "if it is determined" or "if [a stated condition or event] is detected" may be construed to mean "upon determining" or "in response to determining" or "upon detecting [the stated condition or event]" or "in response to detecting [the stated condition or event]," depending on the context.

Embodiments of computing devices, user interfaces for such devices, and associated processes for using such devices are described. In some embodiments, the computing device is a portable communications device such as a mobile telephone that also contains other functions, such as PDA and/or music player functions. Exemplary embodiments of portable multifunction devices include, without limitation, the iPhone® and iPod Touch® devices from Apple Computer, Inc. of Cupertino, Calif.

In the discussion that follows, a computing device that includes a display and a touch-sensitive surface is described. It should be understood, however, that the computing device may include one or more other physical user-interface devices, such as a physical keyboard, a mouse and/or a joystick.

The device supports a variety of applications, such as one or more of the following: a drawing application, a presentation application, a word processing application, a website creation application, a disk authoring application, a spread-

sheet application, a gaming application, a telephone application, a video conferencing application, an e-mail application, an instant messaging application, a workout support application, a photo management application, a digital camera application, a digital video camera application, a web browsing application, a digital music player application, and/or a digital video player application.

The various applications that may be executed on the device may use at least one common physical user-interface device, such as the touch-sensitive surface. One or more functions of the touch-sensitive surface as well as corresponding information displayed on the device may be adjusted and/or varied from one application to the next and/or within a respective application. In this way, a common physical architecture (such as the touch-sensitive surface) of the device may support the variety of applications with user interfaces that are intuitive and transparent.

The user interfaces may include one or more soft keyboard embodiments. The soft keyboard embodiments may include standard (QWERTY) and/or non-standard configurations of symbols on the displayed icons of the keyboard, such as those described in U.S. patent application Ser. No. 11/459,606, "Keyboards For Portable Electronic Devices," filed Jul. 24, 2006, and Ser. No. 11/459,615, "Touch Screen Keyboards For Portable Electronic Devices," filed Jul. 24, 2006, the contents of which are hereby incorporated by reference in their entirety. The keyboard embodiments may include a reduced number of icons (or soft keys) relative to the number of keys in existing physical keyboards, such as that for a typewriter. This may make it easier for users to select one or more icons in the keyboard, and thus, one or more corresponding symbols. The keyboard embodiments may be adaptive. For example, displayed icons may be modified in accordance with user actions, such as selecting one or more icons and/or one or more corresponding symbols. One or more applications on the device may utilize common and/or different keyboard embodiments. Thus, the keyboard embodiment used may be tailored to at least some of the applications. In some embodiments, one or more keyboard embodiments may be tailored to a respective user. For example, one or more keyboard embodiments may be tailored to a respective user based on a word usage history (lexicography, slang, individual usage) of the respective user. Some of the keyboard embodiments may be adjusted to reduce a probability of a user error when selecting one or more icons, and thus one or more symbols, when using the soft keyboard embodiments.

Attention is now directed towards embodiments of portable devices with touch-sensitive displays. FIGS. 1A and 1B are block diagrams illustrating portable multifunction devices **100** with touch-sensitive displays **112** in accordance with some embodiments. The touch-sensitive display **112** is sometimes called a "touch screen" for convenience, and may also be known as or called a touch-sensitive display system. The device **100** may include a memory **102** (which may include one or more computer readable storage mediums), a memory controller **122**, one or more processing units (CPU's) **120**, a peripherals interface **118**, RF circuitry **108**, audio circuitry **110**, a speaker **111**, a microphone **113**, an input/output (I/O) subsystem **106**, other input or control devices **116**, and an external port **124**. The device **100** may include one or more optical sensors **164**. These components may communicate over one or more communication buses or signal lines **103**.

It should be appreciated that the device **100** is only one example of a portable multifunction device **100**, and that the device **100** may have more or fewer components than shown, may combine two or more components, or a may have a

different configuration or arrangement of the components. The various components shown in FIGS. 1A and 1B may be implemented in hardware, software, or a combination of both hardware and software, including one or more signal processing and/or application specific integrated circuits.

Memory **102** may include high-speed random access memory and may also include non-volatile memory, such as one or more magnetic disk storage devices, flash memory devices, or other non-volatile solid-state memory devices. Access to memory **102** by other components of the device **100**, such as the CPU **120** and the peripherals interface **118**, may be controlled by the memory controller **122**.

The peripherals interface **118** couples the input and output peripherals of the device to the CPU **120** and memory **102**. The one or more processors **120** run or execute various software programs and/or sets of instructions stored in memory **102** to perform various functions for the device **100** and to process data.

In some embodiments, the peripherals interface **118**, the CPU **120**, and the memory controller **122** may be implemented on a single chip, such as a chip **104**. In some other embodiments, they may be implemented on separate chips.

The RF (radio frequency) circuitry **108** receives and sends RF signals, also called electromagnetic signals. The RF circuitry **108** converts electrical signals to/from electromagnetic signals and communicates with communications networks and other communications devices via the electromagnetic signals. The RF circuitry **108** may include well-known circuitry for performing these functions, including but not limited to an antenna system, an RF transceiver, one or more amplifiers, a tuner, one or more oscillators, a digital signal processor, a CODEC chipset, a subscriber identity module (SIM) card, memory, and so forth. The RF circuitry **108** may communicate with networks, such as the Internet, also referred to as the World Wide Web (WWW), an intranet and/or a wireless network, such as a cellular telephone network, a wireless local area network (LAN) and/or a metropolitan area network (MAN), and other devices by wireless communication. The wireless communication may use any of a plurality of communications standards, protocols and technologies, including but not limited to Global System for Mobile Communications (GSM), Enhanced Data GSM Environment (EDGE), high-speed downlink packet access (HSDPA), wideband code division multiple access (W-CDMA), code division multiple access (CDMA), time division multiple access (TDMA), Bluetooth, Wireless Fidelity (Wi-Fi) (e.g., IEEE 802.11a, IEEE 802.11b, IEEE 802.11g and/or IEEE 802.11n), voice over Internet Protocol (VoIP), Wi-MAX, a protocol for email (e.g., Internet message access protocol (IMAP) and/or post office protocol (POP)), instant messaging (e.g., extensible messaging and presence protocol (XMPP), Session Initiation Protocol for Instant Messaging and Presence Leveraging Extensions (SIMPLE), Instant Messaging and Presence Service (IMPS)), and/or Short Message Service (SMS)), or any other suitable communication protocol, including communication protocols not yet developed as of the filing date of this document.

The audio circuitry **110**, the speaker **111**, and the microphone **113** provide an audio interface between a user and the device **100**. The audio circuitry **110** receives audio data from the peripherals interface **118**, converts the audio data to an electrical signal, and transmits the electrical signal to the speaker **111**. The speaker **111** converts the electrical signal to human-audible sound waves. The audio circuitry **110** also receives electrical signals converted by the microphone **113** from sound waves. The audio circuitry **110** converts the electrical signal to audio data and transmits the audio data to the

peripherals interface **118** for processing. Audio data may be retrieved from and/or transmitted to memory **102** and/or the RF circuitry **108** by the peripherals interface **118**. In some embodiments, the audio circuitry **110** also includes a headset jack (e.g. **212**, FIG. 2). The headset jack provides an interface between the audio circuitry **110** and removable audio input/output peripherals, such as output-only headphones or a headset with both output (e.g., a headphone for one or both ears) and input (e.g., a microphone).

The I/O subsystem **106** couples input/output peripherals on the device **100**, such as the touch screen **112** and other input/control devices **116**, to the peripherals interface **118**. The I/O subsystem **106** may include a display controller **156** and one or more input controllers **160** for other input or control devices. The one or more input controllers **160** receive/send electrical signals from/to other input or control devices **116**. The other input/control devices **116** may include physical buttons (e.g., push buttons, rocker buttons, etc.), dials, slider switches, joysticks, click wheels, and so forth. In some alternate embodiments, input controller(s) **160** may be coupled to any (or none) of the following: a keyboard, infrared port, USB port, and a pointer device such as a mouse. The one or more buttons (e.g., **208**, FIG. 2) may include an up/down button for volume control of the speaker **111** and/or the microphone **113**. The one or more buttons may include a push button (e.g., **206**, FIG. 2). A quick press of the push button may disengage a lock of the touch screen **112** or begin a process that uses gestures on the touch screen to unlock the device, as described in U.S. patent application Ser. No. 11/322,549, "Unlocking a Device by Performing Gestures on an Unlock Image," filed Dec. 23, 2005, which is hereby incorporated by reference in its entirety. A longer press of the push button (e.g., **206**) may turn power to the device **100** on or off. The user may be able to customize a functionality of one or more of the buttons. The touch screen **112** is used to implement virtual or soft buttons and one or more soft keyboards.

The touch-sensitive touch screen **112** provides an input interface and an output interface between the device and a user. The display controller **156** receives and/or sends electrical signals from/to the touch screen **112**. The touch screen **112** displays visual output to the user. The visual output may include graphics, text, icons, video, and any combination thereof (collectively termed "graphics"). In some embodiments, some or all of the visual output may correspond to user-interface objects.

A touch screen **112** has a touch-sensitive surface, sensor or set of sensors that accepts input from the user based on haptic and/or tactile contact. The touch screen **112** and the display controller **156** (along with any associated modules and/or sets of instructions in memory **102**) detect contact (and any movement or breaking of the contact) on the touch screen **112** and converts the detected contact into interaction with user-interface objects (e.g., one or more soft keys, icons, web pages or images) that are displayed on the touch screen. In an exemplary embodiment, a point of contact between a touch screen **112** and the user corresponds to a finger of the user.

The touch screen **112** may use LCD (liquid crystal display) technology, or LPD (light emitting polymer display) technology, although other display technologies may be used in other embodiments. The touch screen **112** and the display controller **156** may detect contact and any movement or breaking thereof using any of a plurality of touch sensing technologies now known or later developed, including but not limited to capacitive, resistive, infrared, and surface acoustic wave technologies, as well as other proximity sensor arrays or other elements for determining one or more points of contact with a touch screen **112**. In an exemplary embodiment, projected

mutual capacitance sensing technology is used, such as that found in the iPhone® and iPod Touch® from Apple Computer, Inc. of Cupertino, Calif.

A touch-sensitive display in some embodiments of the touch screen **112** may be analogous to the multi-touch sensitive tablets described in the following U.S. Pat. No. 6,323,846 (Westerman et al.), U.S. Pat. No. 6,570,557 (Westerman et al.), and/or U.S. Pat. No. 6,677,932 (Westerman), and/or U.S. Patent Publication 2002/0015024A1, each of which is hereby incorporated by reference in its entirety. However, a touch screen **112** displays visual output from the portable device **100**, whereas touch sensitive tablets do not provide visual output.

A touch-sensitive display in some embodiments of the touch screen **112** may be as described in the following applications: (1) U.S. patent application Ser. No. 11/381,313, "Multipoint Touch Surface Controller," filed May 2, 2006; (2) U.S. patent application Ser. No. 10/840,862, "Multipoint Touchscreen," filed May 6, 2004; (3) U.S. patent application Ser. No. 10/903,964, "Gestures For Touch Sensitive Input Devices," filed Jul. 30, 2004; (4) U.S. patent application Ser. No. 11/048,264, "Gestures For Touch Sensitive Input Devices," filed Jan. 31, 2005; (5) U.S. patent application Ser. No. 11/038,590, "Mode-Based Graphical User Interfaces For Touch Sensitive Input Devices," filed Jan. 18, 2005; (6) U.S. patent application Ser. No. 11/228,758, "Virtual Input Device Placement On A Touch Screen User Interface," filed Sep. 16, 2005; (7) U.S. patent application Ser. No. 11/228,700, "Operation Of A Computer With A Touch Screen Interface," filed Sep. 16, 2005; (8) U.S. patent application Ser. No. 11/228,737, "Activating Virtual Keys Of A Touch-Screen Virtual Keyboard," filed Sep. 16, 2005; and (9) U.S. patent application Ser. No. 11/367,749, "Multi-Functional Hand-Held Device," filed Mar. 3, 2006. All of these applications are incorporated by reference herein in their entirety.

The touch screen **112** may have a resolution in excess of 100 dpi. In an exemplary embodiment, the touch screen has a resolution of approximately 160 dpi. The user may make contact with the touch screen **112** using any suitable object or appendage, such as a stylus, a finger, and so forth. In some embodiments, the user interface is designed to work primarily with finger-based contacts and gestures, which are much less precise than stylus-based input due to the larger area of contact of a finger on the touch screen. In some embodiments, the device translates the rough finger-based input into a precise pointer/cursor position or command for performing the actions desired by the user.

In some embodiments, in addition to the touch screen, the device **100** may include a touchpad (not shown) for activating or deactivating particular functions. In some embodiments, the touchpad is a touch-sensitive area of the device that, unlike the touch screen, does not display visual output. The touchpad may be a touch-sensitive surface that is separate from the touch screen **112** or an extension of the touch-sensitive surface formed by the touch screen.

In some embodiments, the device **100** may include a physical or virtual click wheel as an input control device **116**. A user may navigate among and interact with one or more graphical objects (e.g., icons) displayed in the touch screen **112** by rotating the click wheel or by moving a point of contact with the click wheel (e.g., where the amount of movement of the point of contact is measured by its angular displacement with respect to a center point of the click wheel). The click wheel may also be used to select one or more of the displayed icons. For example, the user may press down on at least a portion of the click wheel or an associated button. User commands and navigation commands provided by the user

via the click wheel may be processed by an input controller **160** as well as one or more of the modules and/or sets of instructions in memory **102**. For a virtual click wheel, the click wheel and click wheel controller may be part of the touch screen **112** and the display controller **156**, respectively. For a virtual click wheel, the click wheel may be either an opaque or semitransparent object that appears and disappears on the touch screen display in response to user interaction with the device. In some embodiments, a virtual click wheel is displayed on the touch screen of a portable multifunction device and operated by user contact with the touch screen.

The device **100** also includes a power system **162** for powering the various components. The power system **162** may include a power management system, one or more power sources (e.g., battery, alternating current (AC)), a recharging system, a power failure detection circuit, a power converter or inverter, a power status indicator (e.g., a light-emitting diode (LED)) and any other components associated with the generation, management and distribution of power in portable devices.

The device **100** may also include one or more optical sensors **164**. FIGS. 1A and 1B show an optical sensor coupled to an optical sensor controller **158** in I/O subsystem **106**. The optical sensor **164** may include charge-coupled device (CCD) or complementary metal-oxide semiconductor (CMOS) phototransistors. The optical sensor **164** receives light from the environment, projected through one or more lens, and converts the light to data representing an image. In conjunction with an imaging module **143** (also called a camera module), the optical sensor **164** may capture still images or video. In some embodiments, an optical sensor is located on the back of the device **100**, opposite the touch screen display **112** on the front of the device, so that the touch screen display may be used as a viewfinder for still and/or video image acquisition. In some embodiments, an optical sensor is located on the front of the device so that the user's image may be obtained for videoconferencing while the user views the other video conference participants on the touch screen display. In some embodiments, the position of the optical sensor **164** can be changed by the user (e.g., by rotating the lens and the sensor in the device housing) so that a single optical sensor **164** may be used along with the touch screen display for both video conferencing and still and/or video image acquisition.

The device **100** may also include one or more proximity sensors **166**. FIGS. 1A and 1B show a proximity sensor **166** coupled to the peripherals interface **118**. Alternately, the proximity sensor **166** may be coupled to an input controller **160** in the I/O subsystem **106**. The proximity sensor **166** may perform as described in U.S. patent application Ser. No. 11/241,839, "Proximity Detector In Handheld Device"; Ser. No. 11/240,788, "Proximity Detector In Handheld Device"; Ser. No. 11/620,702, "Using Ambient Light Sensor To Augment Proximity Sensor Output"; Ser. No. 11/586,862, "Automated Response To And Sensing Of User Activity In Portable Devices"; and Ser. No. 11/638,251, "Methods And Systems For Automatic Configuration Of Peripherals," which are hereby incorporated by reference in their entirety. In some embodiments, the proximity sensor turns off and disables the touch screen **112** when the multifunction device is placed near the user's ear (e.g., when the user is making a phone call). In some embodiments, the proximity sensor keeps the screen off when the device is in the user's pocket, purse, or other dark area to prevent unnecessary battery drainage when the device is a locked state.

The device **100** may also include one or more accelerometers **168**. FIGS. 1A and 1B show an accelerometer **168** coupled to the peripherals interface **118**. Alternately, the

accelerometer **168** may be coupled to an input controller **160** in the I/O subsystem **106**. The accelerometer **168** may perform as described in U.S. Patent Publication No. 20050190059, "Acceleration-based Theft Detection System for Portable Electronic Devices," and U.S. Patent Publication No. 20060017692, "Methods And Apparatuses For Operating A Portable Device Based On An Accelerometer," both of which are incorporated by reference herein in their entirety. In some embodiments, information is displayed on the touch screen display in a portrait view or a landscape view based on an analysis of data received from the one or more accelerometers.

In some embodiments, the software components stored in memory **102** may include an operating system **126**, a communication module (or set of instructions) **128**, a contact/motion module (or set of instructions) **130**, a graphics module (or set of instructions) **132**, a text input module (or set of instructions) **134**, a Global Positioning System (GPS) module (or set of instructions) **135**, and applications (or set of instructions) **136**.

The operating system **126** (e.g., Darwin, RTXC, LINUX, UNIX, OS X, WINDOWS, or an embedded operating system such as VxWorks) includes various software components and/or drivers for controlling and managing general system tasks (e.g., memory management, storage device control, power management, etc.) and facilitates communication between various hardware and software components.

The communication module **128** facilitates communication with other devices over one or more external ports **124** and also includes various software components for handling data received by the RF circuitry **108** and/or the external port **124**. The external port **124** (e.g., Universal Serial Bus (USB), FIREWIRE, etc.) is adapted for coupling directly to other devices or indirectly over a network (e.g., the Internet, wireless LAN, etc.). In some embodiments, the external port is a multi-pin (e.g., 30-pin) connector that is the same as, or similar to and/or compatible with the 30-pin connector used on iPod (trademark of Apple Computer, Inc.) devices.

The contact/motion module **130** may detect contact with the touch screen **112** (in conjunction with the display controller **156**) and other touch sensitive devices (e.g., a touchpad or physical click wheel). The contact/motion module **130** includes various software components for performing various operations related to detection of contact, such as determining if contact has occurred (e.g., detecting a finger-down event), determining if there is movement of the contact and tracking the movement across the touch-sensitive surface (e.g., detecting one or more finger-dragging events), and determining if the contact has ceased (e.g., detecting a finger-up event or a break in contact). The contact/motion module **130** receives contact data from the touch-sensitive surface. Determining movement of the point of contact, which is represented by a series of contact data, may include determining speed (magnitude), velocity (magnitude and direction), and/or an acceleration (a change in magnitude and/or direction) of the point of contact. These operations may be applied to single contacts (e.g., one finger contacts) or to multiple simultaneous contacts (e.g., "multitouch"/multiple finger contacts). In some embodiments, the contact/motion module **130** and the display controller **156** detects contact on a touchpad. In some embodiments, the contact/motion module **130** and the controller **160** detects contact on a click wheel.

The contact/motion module **130** may detect a gesture input by a user. Different gestures on the touch-sensitive surface have different contact patterns. Thus, a gesture may be detected by detecting a particular contact pattern. For example, detecting a finger tap gesture includes detecting a

finger-down event followed by detecting a finger-up event at the same position (or substantially the same position) as the finger-down event (e.g., at the position of an icon). As another example, detecting a finger swipe gesture on the touch-sensitive surface includes detecting a finger-down event followed by detecting one or more finger-dragging events, and subsequently followed by detecting a finger-up event.

In some embodiments, the contact/motion module 130 (FIG. 3) detects finger gestures, and implements variable rate scrubbing for positioning a current position in content being displayed or played on the device in accordance with the position and/or movement of a contact on a touch sensitive surface of the device. Variable rate scrubbing is described below with reference to FIGS. 5A-5RR and flow diagrams in FIGS. 6A-6D, 7A-7E, 8A-8G, 9A-9G and 10A-10G. In some embodiments, variable rate scrubbing is implemented in one or more content players, such a video player module 145 and/or music player module 146.

The graphics module 132 includes various known software components for rendering and displaying graphics on the touch screen 112 or other display, including components for changing the intensity of graphics that are displayed. As used herein, the term "graphics" includes any object that can be displayed to a user, including without limitation text, web pages, icons (such as user-interface objects including soft keys), digital images, videos, animations and the like.

In some embodiments, the graphics module 132 stores data representing graphics to be used. Each graphic may be assigned a corresponding code. The graphics module 132 receives, from applications etc., one or more codes specifying graphics to be displayed along with, if necessary, coordinate data and other graphic property data, and then generates screen image data to output to display controller 156.

The text input module 134, which may be a component of graphics module 132, provides soft keyboards for entering text in various applications (e.g., contacts 137, e-mail 140, IM 141, browser 147, and any other application that needs text input).

The GPS module 135 determines the location of the device and provides this information for use in various applications (e.g., to telephone 138 for use in location-based dialing, to camera 143 as picture/video metadata, and to applications that provide location-based services such as weather widgets, local yellow page widgets, and map/navigation widgets).

The applications 136 may include the following modules (or sets of instructions), or a subset or superset thereof:

- a contacts module 137 (sometimes called an address book or contact list);
- a telephone module 138;
- a video conferencing module 139;
- an e-mail client module 140;
- an instant messaging (IM) module 141;
- a workout support module 142;
- a camera module 143 for still and/or video images;
- an image management module 144;
- a video player module 145;
- a music player module 146;
- a browser module 147;
- a calendar module 148;
- widget modules 149, which may include weather widget 149-1, stocks widget 149-2, calculator widget 149-3, alarm clock widget 149-4, dictionary widget 149-5, and other widgets obtained by the user, as well as user-created widgets 149-6;
- widget creator module 150 for making user-created widgets 149-6;
- search module 151;

video and music player module 152, which merges video player module 145 and music player module 146; notes module 153; map module 154; and/or online video module 155.

Examples of other applications 136 that may be stored in memory 102 include other word processing applications, other image editing applications, drawing applications, presentation applications, JAVA-enabled applications, encryption, digital rights management, voice recognition, and voice replication.

In conjunction with touch screen 112, display controller 156, contact module 130, graphics module 132, and text input module 134, the contacts module 137 may be used to manage an address book or contact list, including: adding name(s) to the address book; deleting name(s) from the address book; associating telephone number(s), e-mail address(es), physical address(es) or other information with a name; associating an image with a name; categorizing and sorting names; providing telephone numbers or e-mail addresses to initiate and/or facilitate communications by telephone 138, video conference 139, e-mail 140, or IM 141; and so forth.

In conjunction with RF circuitry 108, audio circuitry 110, speaker 111, microphone 113, touch screen 112, display controller 156, contact module 130, graphics module 132, and text input module 134, the telephone module 138 may be used to enter a sequence of characters corresponding to a telephone number, access one or more telephone numbers in the address book 137, modify a telephone number that has been entered, dial a respective telephone number, conduct a conversation and disconnect or hang up when the conversation is completed. As noted above, the wireless communication may use any of a plurality of communications standards, protocols and technologies.

In conjunction with RF circuitry 108, audio circuitry 110, speaker 111, microphone 113, touch screen 112, display controller 156, optical sensor 164, optical sensor controller 158, contact module 130, graphics module 132, text input module 134, contact list 137, and telephone module 138, the video-conferencing module 139 may be used to initiate, conduct, and terminate a video conference between a user and one or more other participants.

In conjunction with RF circuitry 108, touch screen 112, display controller 156, contact module 130, graphics module 132, and text input module 134, the e-mail client module 140 may be used to create, send, receive, and manage e-mail. In conjunction with image management module 144, the e-mail module 140 makes it very easy to create and send e-mails with still or video images taken with camera module 143.

In conjunction with RF circuitry 108, touch screen 112, display controller 156, contact module 130, graphics module 132, and text input module 134, the instant messaging module 141 may be used to enter a sequence of characters corresponding to an instant message, to modify previously entered characters, to transmit a respective instant message (for example, using a Short Message Service (SMS) or Multimedia Message Service (MMS) protocol for telephony-based instant messages or using XMPP, SIMPLE, or IMPS for Internet-based instant messages), to receive instant messages and to view received instant messages. In some embodiments, transmitted and/or received instant messages may include graphics, photos, audio files, video files and/or other attachments as are supported in a MMS and/or an Enhanced Messaging Service (EMS). As used herein, "instant messaging" refers to both telephony-based messages (e.g., messages sent using SMS or MMS) and Internet-based messages (e.g., messages sent using XMPP, SIMPLE, or IMPS).

In conjunction with RF circuitry 108, touch screen 112, display controller 156, contact module 130, graphics module 132, text input module 134, GPS module 135, map module 154, and music player module 146, the workout support module 142 may be used to create workouts (e.g., with time, distance, and/or calorie burning goals); communicate with workout sensors (sports devices); receive workout sensor data; calibrate sensors used to monitor a workout; select and play music for a workout; and display, store and transmit workout data.

In conjunction with touch screen 112, display controller 156, optical sensor(s) 164, optical sensor controller 158, contact module 130, graphics module 132, and image management module 144, the camera module 143 may be used to capture still images or video (including a video stream) and store them into memory 102, modify characteristics of a still image or video, or delete a still image or video from memory 102.

In conjunction with touch screen 112, display controller 156, contact module 130, graphics module 132, text input module 134, and camera module 143, the image management module 144 may be used to arrange, modify (e.g., edit), or otherwise manipulate, label, delete, present (e.g., in a digital slide show or album), and store still and/or video images.

In conjunction with touch screen 112, display controller 156, contact module 130, graphics module 132, audio circuitry 110, and speaker 111, the video player module 145 may be used to display, present or otherwise play back videos (e.g., on the touch screen or on an external, connected display via external port 124).

In conjunction with touch screen 112, display system controller 156, contact module 130, graphics module 132, audio circuitry 110, speaker 111, RF circuitry 108, and browser module 147, the music player module 146 allows the user to download and play back recorded music and other sound files stored in one or more file formats, such as MP3 or AAC files. In some embodiments, the device 100 may include the functionality of an MP3 player, such as an iPod (trademark of Apple Computer, Inc.).

In conjunction with RF circuitry 108, touch screen 112, display system controller 156, contact module 130, graphics module 132, and text input module 134, the browser module 147 may be used to browse the Internet, including searching, linking to, receiving, and displaying web pages or portions thereof, as well as attachments and other files linked to web pages.

In conjunction with RF circuitry 108, touch screen 112, display system controller 156, contact module 130, graphics module 132, text input module 134, e-mail module 140, and browser module 147, the calendar module 148 may be used to create, display, modify, and store calendars and data associated with calendars (e.g., calendar entries, to do lists, etc.).

In conjunction with RF circuitry 108, touch screen 112, display system controller 156, contact module 130, graphics module 132, text input module 134, and browser module 147, the widget modules 149 are mini-applications that may be downloaded and used by a user (e.g., weather widget 149-1, stocks widget 149-2, calculator widget 149-3, alarm clock widget 149-4, and dictionary widget 149-5) or created by the user (e.g., user-created widget 149-6). In some embodiments, a widget includes an HTML (Hypertext Markup Language) file, a CSS (Cascading Style Sheets) file, and a JavaScript file. In some embodiments, a widget includes an XML (Extensible Markup Language) file and a JavaScript file (e.g., Yahoo! Widgets).

In conjunction with RF circuitry 108, touch screen 112, display system controller 156, contact module 130, graphics

module 132, text input module 134, and browser module 147, the widget creator module 150 may be used by a user to create widgets (e.g., turning a user-specified portion of a web page into a widget).

In conjunction with touch screen 112, display system controller 156, contact module 130, graphics module 132, and text input module 134, the search module 151 may be used to search for text, music, sound, image, video, and/or other files in memory 102 that match one or more search criteria (e.g., one or more user-specified search terms).

In conjunction with touch screen 112, display controller 156, contact module 130, graphics module 132, and text input module 134, the notes module 153 may be used to create and manage notes, to do lists, and the like.

In conjunction with RF circuitry 108, touch screen 112, display system controller 156, contact module 130, graphics module 132, text input module 134, GPS module 135, and browser module 147, the map module 154 may be used to receive, display, modify, and store maps and data associated with maps (e.g., driving directions; data on stores and other points of interest at or near a particular location; and other location-based data).

In conjunction with touch screen 112, display system controller 156, contact module 130, graphics module 132, audio circuitry 110, speaker 111, RF circuitry 108, text input module 134, e-mail client module 140, and browser module 147, the online video module 155 allows the user to access, browse, receive (e.g., by streaming and/or download), play back (e.g., on the touch screen or on an external, connected display via external port 124), send an e-mail with a link to a particular online video, and otherwise manage online videos in one or more file formats, such as H.264. In some embodiments, instant messaging module 141, rather than e-mail client module 140, is used to send a link to a particular online video. Additional description of the online video application can be found in U.S. Provisional Patent Application No. 60/936,562, "Portable Multifunction Device, Method, and Graphical User Interface for Playing Online Videos," filed Jun. 20, 2007, and U.S. patent application Ser. No. 11/968,067, "Portable Multifunction Device, Method, and Graphical User Interface for Playing Online Videos," filed Dec. 31, 2007, the content of which is hereby incorporated by reference in its entirety.

Each of the above identified modules and applications correspond to a set of executable instructions for performing one or more functions described above and the methods described in this application (e.g., the computer-implemented methods and other information processing methods described herein). These modules (i.e., sets of instructions) need not be implemented as separate software programs, procedures or modules, and thus various subsets of these modules may be combined or otherwise re-arranged in various embodiments. For example, video player module 145 may be combined with music player module 146 into a single module (e.g., video and music player module 152, FIG. 1B). In some embodiments, memory 102 may store a subset of the modules and data structures identified above. Furthermore, memory 102 may store additional modules and data structures not described above.

In some embodiments, the device 100 is a device where operation of a predefined set of functions on the device is performed exclusively through a touch screen 112 and/or a touchpad. By using a touch screen and/or a touchpad as the primary input/control device for operation of the device 100, the number of physical input/control devices (such as push buttons, dials, and the like) on the device 100 may be reduced.

The predefined set of functions that may be performed exclusively through a touch screen and/or a touchpad include navigation between user interfaces. In some embodiments, the touchpad, when touched by the user, navigates the device **100** to a main, home, or root menu from any user interface that may be displayed on the device **100**. In such embodiments, the touchpad may be referred to as a “menu button.” In some other embodiments, the menu button may be a physical push button or other physical input/control device instead of a touchpad.

FIG. 2 illustrates a portable multifunction device **100** having a touch screen **112** in accordance with some embodiments. The touch screen may display one or more graphics within user interface (UI) **200**. In this embodiment, as well as others described below, a user may select one or more of the graphics by making contact or touching the graphics, for example, with one or more fingers **202** (not drawn to scale in the figure) or one or more styluses **203** (not drawn to scale in the figure). In some embodiments, selection of one or more graphics occurs when the user breaks contact with the one or more graphics. In some embodiments, the contact may include a gesture, such as one or more taps, one or more swipes (from left to right, right to left, upward and/or downward) and/or a rolling of a finger (from right to left, left to right, upward and/or downward) that has made contact with the device **100**. In some embodiments, inadvertent contact with a graphic may not select the graphic. For example, a swipe gesture that sweeps over an application icon may not select the corresponding application when the gesture corresponding to selection is a tap.

The device **100** may also include one or more physical buttons, such as “home” or menu button **204**. As described previously, the menu button **204** may be used to navigate to any application **136** in a set of applications that may be executed on the device **100**. Alternatively, in some embodiments, the menu button is implemented as a soft key in a GUI in touch screen **112**.

In one embodiment, the device **100** includes a touch screen **112**, a menu button **204**, a push button **206** for powering the device on/off and locking the device, volume adjustment button(s) **208**, a Subscriber Identity Module (SIM) card slot **210**, a head set jack **212**, and a docking/charging external port **124**. The push button **206** may be used to turn the power on/off on the device by depressing the button and holding the button in the depressed state for a predefined time interval; to lock the device by depressing the button and releasing the button before the predefined time interval has elapsed; and/or to unlock the device or initiate an unlock process. In an alternative embodiment, the device **100** also may accept verbal input for activation or deactivation of some functions through the microphone **113**.

FIG. 3 is a block diagram of an exemplary computing device with a display and a touch-sensitive surface in accordance with some embodiments. Device **300** need not be portable. In some embodiments, the device **300** is a laptop computer, a desktop computer, a table computer, a multimedia player device, a navigation device, an educational device (such as a child’s learning toy), a gaming system, or a control device (e.g., a home or industrial controller). The device **300** typically includes one or more processing units (CPU’s) **310**, one or more network or other communications interfaces **360**, memory **370**, and one or more communication buses **320** for interconnecting these components. The communication buses **320** may include circuitry (sometimes called a chipset) that interconnects and controls communications between system components. The device **300** includes an input/output (I/O) interface **330** comprising a display **340**, which in some

embodiments is a touch screen display **112**. The I/O interface **330** also may include a keyboard and/or mouse (or other pointing device) **350** and a touchpad **355**. Memory **370** includes high-speed random access memory, such as DRAM, SRAM, DDR RAM or other random access solid state memory devices; and may include non-volatile memory, such as one or more magnetic disk storage devices, optical disk storage devices, flash memory devices, or other non-volatile solid state storage devices. Memory **370** may optionally include one or more storage devices remotely located from the CPU(s) **310**. In some embodiments, memory **370** stores programs, modules, and data structures analogous to the programs, modules, and data structures stored in the memory **102** of portable multifunction device **100** (FIG. 1), or a subset thereof. Furthermore, memory **370** may store additional programs, modules, and data structures not present in the memory **102** of portable multifunction device **100**. For example, memory **370** of device **300** may store drawing module **380**, presentation module **382**, word processing module **384**, website creation module **386**, disk authoring module **388**, and/or spreadsheet module **390**, while memory **102** of portable multifunction device **100** (FIG. 1) may not store these modules.

Each of the above identified elements in FIG. 3 may be stored in one or more of the previously mentioned memory devices. Each of the above identified modules corresponds to a set of instructions for performing a function described above. The above identified modules or programs (i.e., sets of instructions) need not be implemented as separate software programs, procedures or modules, and thus various subsets of these modules may be combined or otherwise re-arranged in various embodiments. In some embodiments, memory **370** may store a subset of the modules and data structures identified above. Furthermore, memory **370** may store additional modules and data structures not described above.

Attention is now directed towards embodiments of user interfaces (“UI”) that may be implemented on a portable multifunction device **100**.

FIGS. 4A and 4B illustrate exemplary user interfaces for a menu of applications on a portable multifunction device **100** in accordance with some embodiments. Similar user interfaces may be implemented on device **300**. In some embodiments, user interface **400A** includes the following elements, or a subset or superset thereof:

- Signal strength indicator(s) **402** for wireless communication(s), such as cellular and Wi-Fi signals;
- Time **404**;
- Bluetooth indicator **405**;
- Battery status indicator **406**;
- Tray **408** with icons for frequently used applications, such as:
 - Phone **138**, which may include an indicator **414** of the number of missed calls or voicemail messages;
 - E-mail client **140**, which may include an indicator **410** of the number of unread e-mails;
 - Browser **147**; and
 - Music player **146**; and
- Icons for other applications, such as:
 - IM **141**;
 - Image management **144**;
 - Camera **143**;
 - Video player **145**;
 - Weather **149-1**;
 - Stocks **149-2**;
 - Workout support **142**;
 - Calendar **148**;
 - Calculator **149-3**;

Alarm clock **149-4**;
 Dictionary **149-5**; and
 User-created widget **149-6**.

In some embodiments, user interface **400B** includes the following elements, or a subset or superset thereof:

402, 404, 405, 406, 141, 148, 144, 143, 149-3, 149-2, 149-1, 149-4, 410, 414, 138, 140, and 147, as described above;

Map **154**;

Notes **153**;

Settings **412**, which provides access to settings for the device **100** and its various applications **136**, as described further below;

Video and music player module **152**, also referred to as iPod (trademark of Apple Computer, Inc.) module **152**; and

Online video module **155**, also referred to as YouTube (trademark of Google, Inc.) module **155**.

Attention is now directed towards embodiments of user interfaces (“UI”) and associated processes that may be implemented on a computing device with a display and a touch-sensitive surface, such as device **300** or portable multifunction device **100**.

FIGS. **5A-5RR** illustrate exemplary user interfaces for scrubbing through content that is provided on a computing device with a display and a touch-sensitive surface in accordance with some embodiments. The user interfaces in these figures are used to illustrate the processes described below with respect to FIGS. **6A-6D, 7A-7E, 8A-8G, 9A-9G, and 10A-10G**. In some embodiments, the contact/motion module **130** (FIG. **3**) detects contacts with the device’s touch-sensitive surface, and implements variable rate scrubbing for positioning a current position in content being displayed or played on the device. In some embodiments, variable rate scrubbing is implemented in one or more content players, such a video player module **145** and/or music player module **146**.

FIGS. **5A-5B** illustrate user interfaces for changing a current position in content by detecting a contact in a predefined area. FIG. **5A** illustrates detecting a contact **5010** in a predefined area **5004**. FIG. **5B** illustrates moving a current position within content (as indicated by moving a progress icon **5002** to the location of the contact **5010**).

FIGS. **5C-5D, 5F** and **5I** illustrate user interfaces for changing a current position in content including displaying an expanded portion of a scroll bar. FIG. **5C** illustrates displaying an expanded portion **5014** of a scroll bar after detecting a contact **5010**. FIG. **5D** illustrates displaying an indication of signal intensity **5016** within the expanded portion of the scroll bar. FIG. **5F** illustrates displaying representative images (**5020-a, 5020-b, 5020-c, 5020-d, 5020-e**) in the expanded portion of the scroll bar. FIG. **5I** illustrates displaying representative text (**5028-a, 5028-b, 5028-c, 5028-d, 5028-e**) in the expanded portion of the scroll bar.

FIGS. **5A-5J** illustrate providing different kinds of content with the electronic device. FIGS. **5A-5D** illustrate providing audio content. FIGS. **5E-5G** illustrate providing video content **5018** with the device. FIGS. **5H-5J** illustrate providing text content **5024**.

FIGS. **5K-5O** illustrate changing a current position in content at a scrubbing rate, where the scrubbing rate is determined by a second component of motion (e.g., **5038-1** in FIG. **5K**).

FIG. **5P** illustrates an electronic device with a separate display **5042** and touch-sensitive surface **5044**, where a first predefined direction on the display **5006** corresponds to a first predefined direction **5062** on the touch-sensitive surface.

FIGS. **5Q-5U** illustrate changing a current position in content at a scrubbing rate, where the scrubbing rate is determined by an offset distance (e.g., **5082, 5084-1** or **5086** in FIG. **5Q**) and a detected first component of motion (e.g., **5072-1** in FIG. **5Q**).

FIGS. **5V-5BB** illustrate changing a current position in content at a scrubbing rate, where the scrubbing rate is determined by detecting a contact in a predefined region (e.g., **5094-a** or **5094-b** in FIG. **5V**) and a detected first component of motion (e.g., **5096-1** in FIG. **5V**).

FIGS. **5CC-5JJ** illustrate changing a current position in content at a scrubbing rate, where the scrubbing rate is determined by an offset distance (e.g., **5118, 5120-1** or **5122** in FIG. **5CC**) and the scrubbing direction is determined by which side of a boundary (e.g., **5124-1** in FIG. **5CC**) the contact is located on.

FIGS. **5KK-5RR** illustrate changing a current position in content at a scrubbing rate, where the scrubbing rate is determined by detecting a contact in a predefined region (e.g., **5134-a** or **5134-b** in FIG. **5KK**) and the scrubbing direction is determined by which side of a boundary (e.g., **5142-1** in FIG. **5KK**) the contact is located on.

FIGS. **5SS-5AAA** illustrate changing a current position in content at a variable scrubbing rate, where the variable scrubbing rate is determined at least in part based on an uncompensated scrubbing distance and the location of a detailed scrubbing boundary (e.g., **5168** or **5170** in FIG. **5TT**).

FIGS. **5BBB-5DDD** illustrate changing a current position in content at a variable scrubbing rate, where the variable scrubbing rate is determined at least in part based on detecting a contact (e.g., **5210-1** in FIG. **5BBB**) with a multi-purpose content navigation icon (e.g., **5208** in FIG. **5BBB**) on a touch screen, and detecting movement (e.g., **5214** in FIG. **5BBB**) of the contact on the touch screen.

FIG. **5EEE** illustrates displaying an expanded portion **5244** of a scroll bar **5246** in response to detecting a contact **5248** with the scroll bar **5246**.

FIGS. **6A-6D** are flow diagrams illustrating a method **600** of scrolling in accordance with some embodiments. The method is performed at an electronic device with a display and a touch-sensitive surface. In some embodiments, the touch-sensitive surface is on the display. In other words, the display is a touch screen display (e.g., **112**, FIG. **2**). In some embodiments the touch-sensitive surface is separate from the display (e.g., display **5042** and touch-sensitive surface **5044** in FIG. **5P**). In some embodiments, the method is performed at a portable multifunction device with a touch screen display (e.g., portable multifunction device **100**). Some operations in the method may be combined and/or the order of some operations may be changed.

As described below, the method **600** provides an intuitive way to change the current position within content at a variable scrubbing rate using a display and a touch-sensitive surface. The method reduces the cognitive burden on a user when scrubbing through content, thereby creating a more efficient human-machine interface. For battery-operated computing devices, enabling a user to change the current position within content faster and more efficiently conserves power and increases the time between battery charges.

The device displays (**602**) a progress icon (e.g., **5002** in FIG. **5A**) in a predefined area (e.g., **5004** in FIG. **5A**) on the display (e.g., **112** in FIG. **5A**). The progress icon is configured to move in a first predefined direction (e.g., **5006** in FIG. **5A** or **5006** in FIG. **5H**) on the display. If the first predefined direction is horizontal (e.g., **5006** in FIG. **5A**), then the progress icon can only move to the right and to the left. Alternatively if the first predefined direction is vertical (e.g.,

5006 in FIG. 5H), then the progress icon can only move up and down. In some embodiments, the progress icon is (**604**) a thumb icon (e.g., **5002** in FIG. 5A) in a scroll bar. In some embodiments, the progress icon is (**606**) an end of a bar (e.g., **5011** in FIG. 5C). In some embodiments, the end of the bar moves in accordance with the current position in the content. For example, when the content is a song and the position of the content is halfway through the song, the end of the bar is in the middle of the predefined area.

Content is provided (**608**) with the electronic device. In some embodiments, providing content includes playing back (**610**) audio content (e.g., a voice mail, music, audio book, podcast, or other audio recording). For example, in FIG. 5A, a podcast is provided with the device. In some embodiments, providing content includes playing back (**612**) video content (e.g., a movie, television show, web video, slideshow, or animation). For example, in FIG. 5E a movie **5018** is provided with the device. In some embodiments, providing content includes displaying (**614**) an electronic document. (e.g., an electronic book, web page, PDF file, word processing document, presentation, or spreadsheet). For example, in FIG. 5H a play is provided with the device.

The device indicates (**616**) a current position within the content with the progress icon. In some embodiments, providing content with the electronic device includes playing back (**618**) content with the electronic device at a playback speed prior to detecting movement of the contact across the touch-sensitive surface. In some embodiments, indicating (**620**) a current position within the content with the progress icon includes indicating a current playback position within the content with the progress icon. For example, where the provided content is a song, initially the song is playing at a normal playback speed, and the progress icon (e.g., **5002** in FIG. 5A) shows the current part in the music that is being played.

Operations **624-668**, discussed below, are performed while providing (**622**) the content with the electronic device.

The device detects (**624**) a contact with the touch-sensitive surface at a location that corresponds to the progress icon. In some embodiments, detecting contact with a location that corresponds to the predefined area that includes the progress icon is sufficient (e.g., the contact may be anywhere in the predefined region rather than exactly at the location that corresponds to the predefined icon). In some embodiments, the contact is (**626**) a finger contact (e.g., **5010** in FIG. 5A). In some embodiments, the contact is (**628**) a stylus contact (e.g., **203** in FIG. 2).

In some embodiments, in response to detecting the contact at a location on the touch-sensitive surface that corresponds to a location in the predefined area on the display, the device moves (**630**) the progress icon to a position on the display that corresponds to the location of the contact on the touch-sensitive surface. For example, in FIG. 5A, a device with a touch screen display detects a contact **5010** with the touch screen display in the predefined area **5004** that contains the progress icon **5002** and then moves the progress icon **5002** to a position on the display that corresponds to the position of the contact, as shown in FIG. 5B.

In some embodiments, the device displays (**632**) a scroll bar (e.g., **5012** in FIG. 5B) in the predefined area (e.g., **5004** in FIG. 5B) on the display. In some embodiments, after detecting the contact (e.g., **5010** in FIG. 5B) with the touch-sensitive surface at the location that corresponds to the progress icon on the display, the device displays (**634**) an expanded portion of the scroll bar (e.g., **5014** in FIG. 5C). In some embodiments, detecting contact with the touch sensitive surface at any location that corresponds to a location in

the predefined area on the display that includes the progress icon is sufficient. In some embodiments, display (**636**) of the expanded portion of the scroll bar replaces the display of the scroll bar (e.g., the expanded portion of the scroll **5014** bar shown in FIG. 5C replaces the scroll bar **5012** shown in FIG. 5B).

In some embodiments, the expanded portion of the scroll bar is displayed in response to detecting the contact with the touch-sensitive surface at the location that corresponds to the progress icon. In some embodiments, the expanded portion of the scroll bar is displayed after contact is detected at the location that corresponds to the progress icon for at least a predetermined time period (e.g., 0.5-1.0 seconds). In some embodiments, the device displays (**638**) a signal intensity (e.g., **5016** in FIG. 5D) within the expanded portion of the scroll bar (e.g., if the content contains audio, displaying signal intensity includes displaying a waveform of the audio intensity that corresponds to the audio content within the expanded portion of the scroll bar).

In some embodiments, the expanded portion of the scroll bar is representative of the full extent of the provided content. In other embodiments, the expanded portion of the scroll bar is representative of only a portion of the provided content. For example, if a user is listening to a ten minute long song on a device with a touch sensitive display, the device initially displays a scroll bar that is representative of the entire ten minute song (e.g., a first end of the bar corresponds to the beginning of the song and a second end of the bar corresponds to the end of the song.) In this example, when the device detects a contact in the predefined area, the device will present the user with an expanded portion of the scroll bar that is representative of a two minute segment of the song (e.g., the expanded portion of the scroll bar corresponds to one minute of the content on either side of the current position of the detected contact). In some embodiments the scrolling rate is variable over the length of the scroll bar (e.g., the scrolling rate is slow near the contact and fast near the ends of the scroll bar, which provides the user with fine control over content near the contact while still allowing the user to scrub to an end of the content by moving the contact to the end of the scroll bar). The user may then move the contact along the expanded scroll bar to move the progress icon to a location corresponding to a position in the content, as described in greater detail below.

In some embodiments the device displays (**640**) representative images (e.g., **5020-a**, **5020-b**, **5020-c**, **5020-d** and/or **5020-e** in FIG. 5F) from the content within the expanded portion of the scroll bar (e.g., if the content contains video, displaying images that corresponds to frames in the video content within the expanded portion of the scroll bar). For example, a user is watching a movie (e.g., **5018** FIG. 5E), and makes contact **5022-a** with the progress icon **5002**. In this example, in response to the contact, the device displays frames from the video (e.g., **5020-a**, **5020-b**, **5020-c**, **5020-d**, **5020-e** in FIG. 5F), and the user slides the contact to **5022-b**, moving progress icon to a location associated with an image **5020-d** from the content that is displayed in the expanded portion of the scroll bar. In this example, when the user releases contact, the video content begins playing at the point associated with the progress icon at a normal playback speed.

In some embodiments, the device displays (**642**) representative text from the content within the expanded portion of the scroll bar (e.g., displaying chapter or section headings that corresponds to the content within the expanded portion of the scroll bar). For example, a user is reading a play (e.g., **5024** FIG. 5H) on a device with a touch sensitive display and makes contact **5026-a** with a progress icon **5028**. In this example, in

response to detecting the contact with the progress icon, the device displays text from the content (e.g., “Act I” **5028-a**, “Act II” **5028-b**, “Act III” **5028-c**, “Act IV” **5028-d** and/or “Act V” **5028-e** in FIG. 5I) within the expanded portion of the scroll bar. It should be noted in this example, that because the scroll bar is vertical, the first predefined direction **5006** is along the vertical axis of the electronic device (e.g., parallel to the scroll bar). In some embodiments, a user scrubs through the content by moving the contact in a direction along the first predefined direction **5006**. For example, to advance to a later act in the play, the user may move the contact **5026-a** along the touch screen device to a new contact location **5026-b**.

The device detects (644) movement (e.g., **5028-1** in FIG. 5K) of the contact (e.g., **5030-a-1** in FIG. 5K) across the touch-sensitive surface to a location on the touch-sensitive surface that corresponds to a location (e.g., contact **5030-b-1** in FIG. 5K) on the display outside the predefined area (e.g., **5004** in FIG. 5K) that includes the progress icon (e.g., **5034-1** in FIG. 5K). Movement of the contact includes (646) a first component of movement (e.g., **5036-1** in FIG. 5K) on the touch-sensitive surface in a direction corresponding to movement on the display parallel to the first predefined direction (e.g., **5006** in FIG. 5K) and a second component of movement (e.g., **5038-1** in FIG. 5K) on the touch-sensitive surface in a direction corresponding to movement on the display perpendicular to the first predefined direction. In some embodiments, the first component of movement (e.g., **5036-1** in FIG. 5K) and the second component of movement (e.g., **5038-1** in FIG. 5K) are perpendicular to each other (648). In some embodiments, the first predefined direction is a horizontal direction on the display (650) (e.g., **5006** in FIG. 5A). In some embodiments, the first predefined direction is a vertical direction on the display (652) (e.g., **5006** in FIG. 5H).

Operations **654-660** are performed while continuing to detect the contact on the touch-sensitive surface.

The device moves (654) the current position within the content at a scrubbing rate, wherein the scrubbing rate decreases as the second component of movement on the touch-sensitive surface increases.

In some embodiments, the scrubbing rate is the rate at which the device moves the current position in the content (e.g., as indicated by the progress icon) to a new position in the content. In some embodiments (when the content has a normal playback rate), this scrubbing rate is faster than the normal playback rate of the content. In some embodiments (when the content has a normal playback rate), the scrubbing rate is slower than the normal playback rate of the content.

As described in greater detail below, in some embodiments, the “scrubbing rate” is the amount by which the current position within the content changes (as indicated by the movement of a progress icon in a scroll bar) for a given amount of movement of the contact in a predefined direction. For example, consider a device with a touch screen display that displays a progress icon in a horizontal scroll bar. The scroll bar has a predefined width. The device detects movement of a contact on the touch screen display that includes a first component of movement with a magnitude equal to the width of the scroll bar (e.g., a component of movement parallel to the scroll bar). In this example, when the scrubbing rate is a “quarter speed scrubbing” rate, the progress icon (which indicates the current position in the content) moves a distance along the scroll bar that is approximately one quarter of the magnitude of the first component of motion. In other words, for a “quarter speed scrubbing” rate, horizontal movement of the contact by an amount equal to the width of the scroll bar causes the device to move the progress icon in the scroll bar by an amount equal to one quarter of the width of the

scroll bar. The current position in the content moves by a corresponding amount (e.g., by one quarter of the content). Similarly, when the scrubbing rate is a minimum scrubbing rate (e.g., a “fine scrubbing” rate that corresponds to an eighth speed scrubbing rate), the progress icon moves a distance along the scroll bar that is approximately one eighth of the magnitude of the first component of motion. In other words, for a “fine scrubbing” rate, horizontal movement of the contact by an amount equal to the width of the scroll bar causes the device to move the progress icon in the scroll bar by an amount equal to one eighth of the width of the scroll bar. The current position in the content moves by a corresponding amount (e.g., by one eighth of the content). It should be understood that the same principles may be applied to “hi-speed scrubbing” or “half speed scrubbing,” as described in greater detail below.

In some embodiments at least a portion of the content is presented to the user as the user scrubs through the content. For example, for a video, the device displays frames from the video that are representative of the current position within the content. For example, for audio content, the device reproduces small portions of the audio content that are representative of the current position within the content.

FIGS. 5K-5O provide an illustrative example of one embodiment of moving the current position within the content at a scrubbing rate wherein the scrubbing rate decreases as the second component of movement on the touch-sensitive surface increases. For this example, FIG. 5K illustrates the initial state of the device, with the current position within the content indicated by the progress icon **5034-1** located at the left hand side of a predefined region.

In FIG. 5L, the device detects a contact **5030-a-2** in a first predefined region **5004**. The contact moves **5028-2** to a new contact location **5030-b-2** that is outside of the predefined region. The movement of the contact has a first component of motion **5036-2** and a second component of motion **5038-2**. In response to detecting the movement of the contact, the device moves the current position within the content, as indicated by the movement of the progress icon **5034-2** to a new location at a “hi-speed scrubbing” rate **5040-2**.

In FIG. 5M, the device detects a contact **5030-a-3** in a first predefined region **5004**. The contact moves **5028-3** to a new contact location **5030-b-3** that is outside of the predefined region. The movement of the contact has a first component of motion **5036-3** and a second component of motion **5038-3**. In response to detecting the movement of the contact, the device moves the current position within the content, as indicated by the movement of the progress icon **5034-3** to a new location at a “half speed scrubbing” rate **5040-3**. Here, the second component of motion **5038-2** for the “hi-speed scrubbing” example in FIG. 5L is less than the second component of motion **5038-3** for the “half speed scrubbing” example in FIG. 5M.

In some embodiments, if the device continued to detect the contact for the same amount of time in the “hi-speed scrubbing” and “half speed scrubbing” examples, (e.g., thirty seconds) the current position in the content, as indicated by the progress icon, would move further in the “hi-speed scrubbing” example of FIG. 5L than the “half speed scrubbing” example in FIG. 5M.

In FIG. 5N, the device detects a contact **5030-a-4** in a first predefined region **5004**. The contact moves **5028-4** to a new contact location **5030-b-4** that is outside of the predefined region. The movement of the contact has a first component of motion **5036-4** and a second component of motion **5038-4**. In response to detecting the movement of the contact, the device moves the current position within the content, as indicated by

the movement of the progress icon **5034-4** to a new location at a “quarter speed scrubbing” rate **5040-4** (e.g., the progress icon, indicating a current position in the content, moves a distance across the display that is approximately one quarter of the magnitude of the first component of motion of the contact). Here, the second component of motion **5038-3** for the “half speed scrubbing” example in FIG. **5M** is less than the second component of motion **5038-4** for the “quarter speed scrubbing” example in FIG. **5N**.

In some embodiments, if the device continued to detect the contact for the same amount of time in the “half speed scrubbing” and “quarter speed scrubbing” examples (e.g., thirty seconds) the current position in the content, as indicated by the progress icon, would move further in the “half speed scrubbing” example in FIG. **5M** than in the “quarter speed scrubbing” example in FIG. **5N**.

In FIG. **5O**, the device detects a contact **5030-a-5** in a first predefined region **5004**. The contact moves **5028-5** to a new contact location **5030-b-5** that is outside of the predefined region. The movement of the contact has a first component of motion **5036-5** and a second component of motion **5038-5**. In response to detecting the movement of the contact, the device moves the current position within the content, as indicated by the movement of the progress icon **5034-5** to a new location at a “fine scrubbing” rate **5040-5** (e.g., the progress icon, indicating a current position in the content, moves a distance across the display that is approximately one eighth of the magnitude of the first component of motion of the contact). Here, the second component of motion **5038-4** for the “quarter speed scrubbing” example in FIG. **5N** is less than the second component of motion **5038-5** for the “fine scrubbing” example in FIG. **5O**.

In some embodiments, if the device continued to detect the contact for the same amount of time in the “quarter speed scrubbing” and “fine scrubbing” examples (e.g., thirty seconds) the current position in the content, as indicated by the progress icon, would move further in the “quarter speed scrubbing” example in FIG. **5N** than in the “fine scrubbing” example in FIG. **5O**.

In the foregoing examples of moving at varying scrubbing speeds based on the second component of movement (FIGS. **5K-5O**), the first component of movement has been to the right on a touch screen device where the first predefined direction is horizontal. However, one having ordinary skill in the art would readily understand that the first predefined direction could be horizontal or vertical; and first component of motion could be to the right or the left (when the first predefined direction is horizontal), above or below (when the first predefined direction is vertical), as variously described in FIGS. **5A-5J**, or in some other direction parallel to the first predefined direction.

Additionally, although the preceding examples have been given with reference to a touch screen display. In some embodiments the display and the touch-sensitive surface are separate, as shown in FIG. **5P**. For example, in FIG. **5P**, the display **5042** and the touch-sensitive surface **5044** are separate. The device detects a contact **5046-a** with the touch-sensitive surface at a location that corresponds to an initial location **5052-a** on the display of the progress icon **5048**. The device detects movement **5050** of the contact across the touch-sensitive surface **5044** to a location on the touch-sensitive surface **5046-b** that corresponds to a location on the display **5052-b** outside the predefined area **5054** that includes the progress icon **5048**. While continuing to detect the contact on the touch-sensitive surface, the device moves **5056** the current position within the content at a scrubbing rate. In some embodiments, the display has a first predefined direc-

tion **5006** which corresponds to a first predefined direction **5062** on the touch-sensitive surface. As discussed in greater detail above, the progress icon is configured to move in the first predefined direction on the display, wherein the scrubbing rate decreases as the second component of movement (in the second predefined direction) on the touch-sensitive surface increases.

In some embodiments, the scrubbing rate decreases (**656**) to a predetermined minimum rate as the second component of movement on the touch-sensitive surface increases. In some embodiments, the predetermined minimum rate is a determined based on a comparison between the distance moved by the contact on the touch sensitive surface and the distance moved by the progress icon. For example, the minimum rate may indicate that magnitude of the movement of the progress icon must always be at least one eighth of the magnitude of the component of the movement of the contact in the first predefined direction. In some embodiments, the minimum rate is a determined based on a comparison between the distance moved by the contact on the touch sensitive surface and the rate of movement through the content. For example, the minimum rate may indicate that the movement of the contact from one edge of a touch-sensitive surface to an opposite edge of the touch sensitive surface moves the current position in the content by at least a minimum amount, such as ten pages (for written content) or one minute (for audio or video content).

In some embodiments, while detecting the contact on the touch-sensitive surface, the device displays (**658**) an indicator of the scrubbing rate (e.g., “half-speed scrubbing” **5040-3** in FIG. **5M**). In some embodiments, while detecting movement of the contact on the touch-sensitive surface, the device displays (**660**) an indicator of the scrubbing rate (e.g., “half-speed scrubbing” **5040-3** in FIG. **5M**).

In some embodiments, the device detects a break in the contact (**662**) (e.g., detecting lift off of the contact), and in response to detecting the break in the contact, the device stops (**664**) movement of the current position within the content. For example, if a user is scrubbing through a set of images, the scrubbing stops when the user lifts the contact from the touch-sensitive surface. In some embodiments, the device detects a break in the contact (**666**) (e.g., detecting lift off of the contact) and, in response to detecting the break in the contact, the device plays back (**668**) the content at the playback speed (e.g., at the adjusted/updated/then current position within the content). For example, if the user is scrubbing through a set of images, the scrubbing continues at the current scrubbing rate when the user lifts the contact (e.g., allowing the user to set a speed for a slideshow). As another example, if a user is scrubbing through an audio file (e.g., song), when the user lifts off the contact, the device beings to play the audio file (e.g., song) at a normal playback speed for the audio content (e.g., the speed at which the song was recorded).

In accordance with some embodiments, at any instant in time, a current location of the contact on the touch-sensitive surface corresponds to a current location on the display. The current location on the display will have a corresponding current total distance to the progress icon on the display. In some embodiments, the scrubbing rate decreases as the current total distance to the progress icon increases, rather than having the scrubbing rate decrease as the second component of movement on the touch-sensitive surface or a current offset distance increases.

FIGS. **7A-7E** are flow diagrams illustrating a method **700** of scrolling in accordance with some embodiments. The method is performed at an electronic device with a display and a touch-sensitive surface. In some embodiments, the touch-sensitive surface is on the display. In other words, the

display is a touch screen display (e.g., **112**, FIG. 2). In some embodiments the touch-sensitive surface is separate from the display (e.g., display **5042** and touch-sensitive surface **5044** in FIG. 5P). In some embodiments, the method is performed at a portable multifunction device with a touch screen display (e.g., portable multifunction device **100**). Some operations in the method may be combined and/or the order of some operations may be changed.

As described below, the method **700** provides an intuitive way to change the current position within content at a variable scrubbing rate using a display and a touch-sensitive surface. The method reduces the cognitive burden on a user when scrubbing through content, thereby creating a more efficient human-machine interface. For battery-operated computing devices, enabling a user to change the current position within content faster and more efficiently conserves power and increases the time between battery charges.

The device displays (**702**) a progress icon (e.g., **5002** in FIG. 5A) in a predefined area (e.g., **5004** in FIG. 5A) on the display (e.g., **112** in FIG. 5A), wherein the progress icon is configured to move in a first predefined direction (e.g., **5006** in FIG. 5A or **5006** in FIG. 5H) on the display. If the first predefined direction is horizontal (e.g., **5006** in FIG. 5A), then the progress icon can only move to the right and to the left. Alternatively if the first predefined direction is vertical (e.g., **5006** in FIG. 5H), then the progress icon can only move up and down. In some embodiments, the progress icon is (**704**) a thumb icon (e.g., **5002** in FIG. 5A) in a scroll bar. In some embodiments, the progress icon is (**706**) an end of a bar (e.g., **5011** in FIG. 5C). In some embodiments, the end of the bar moves in accordance with the current position in the content.

In some embodiments, the first predefined direction is (**708**) a horizontal direction on the display (e.g., **5006** in FIG. 5A). In some embodiments, the first predefined direction is (**710**) a vertical direction on the display (e.g., **5006** in FIG. 5H).

Content is provided (**712**) with the electronic device. In some embodiments, providing content includes playing back (**714**) audio content (e.g., a voice mail, music, audio book, podcast, or other audio recording). For example, in FIG. 5A, a podcast is provided with the device. In some embodiments, providing content includes playing back (**716**) video content (e.g., a movie, television show, web video, slideshow, or animation). For example, in FIG. 5E a movie **5018** is provided with the device. In some embodiments, providing content includes displaying (**718**) an electronic document (e.g., an electronic book, web page, PDF file, word processing document, presentation, or spreadsheet). For example, in FIG. 5H a play is provided with the device.

The device indicates (**720**) a current position within the content with the progress icon. In some embodiments, providing content with the electronic device includes playing back (**722**) content with the electronic device at a playback speed prior to detecting movement of the contact across the touch-sensitive surface, and indicating a current position within the content with the progress icon includes indicating (**724**) a current playback position within the content with the progress icon. For example, where the provided content is a song, initially the song is playing at a normal playback speed, and the progress icon (e.g., **5002** in FIG. 5A) shows the current part of the music that is being played.

Operations **728-794**, discussed below, are performed while content is provided (**726**) with the electronic device.

The device detects (**728**) a contact with the touch-sensitive surface at a location that corresponds to the progress icon. In some embodiments, detecting contact with a location that

corresponds to the predefined area that includes the progress icon is sufficient. (e.g., the contact may be anywhere in the predefined region rather than exactly at the location that corresponds to the predefined icon). In some embodiments, the contact is (**730**) a finger contact (e.g., **5010** in FIG. 5A). In some embodiments, the contact is (**732**) a stylus contact (e.g., **203** in FIG. 2).

In some embodiments, in response to detecting (**734**) the contact at a location on the touch-sensitive surface that corresponds to a location in the predefined area, the device moves (**736**) the progress icon to a position on the display that corresponds to the location of the contact on the touch-sensitive surface. For example, in FIG. 5A, a device with a touch screen display detects a contact **5010** with the touch screen display in the predefined area **5004** that contains the progress icon **5002** and then moves the progress icon **5002** to a position in the display that corresponds to the position of the contact **5010**, as shown in FIG. 5B.

In some embodiments, the device displays (**738**) a scroll bar (e.g., **5012** in FIG. 5B) in the predefined area (e.g., **5004** in FIG. 5B) on the display. In some embodiments, after detecting the contact (e.g., **5010** in FIG. 5B) with the touch-sensitive surface at the location that corresponds to the progress icon on the display, the device displays (**740**) an expanded portion of the scroll bar (e.g., **5014** in FIG. 5C). In some embodiments, detecting with the touch sensitive surface at any location that corresponds to a position in the predefined area on the display that includes the progress icon is sufficient. In some embodiments, the display of the expanded portion of the scroll bar replaces (**742**) the display of the scroll bar (e.g., the expanded portion of the scroll **5014** bar shown in FIG. 5C replaces the scroll bar **5012** shown in FIG. 5B).

In some embodiments, the expanded portion of the scroll bar is displayed in response to detecting the contact with the touch-sensitive surface at the location that corresponds to the progress icon. In some embodiments, the expanded portion of the scroll bar is displayed after contact is detected at the location that corresponds to the progress icon for at least a predetermined time period (e.g., 0.5-1.0 seconds.) In some embodiments, the device displays (**744**) a signal intensity (e.g., **5016** in FIG. 5D) within the expanded portion of the scroll bar (e.g., if the content contains audio, displaying a waveform of the audio intensity that corresponds to the audio content within the expanded portion of the scroll bar).

In some embodiments, the expanded portion of the scroll bar is representative of the full extent of the provided content. In other embodiments, the expanded portion of the scroll bar is representative of only a portion of the provided content. For example, if a user is listening to a 10 minute long song on a device with a touch sensitive display, the device initially displays a scroll bar that is representative of the entire ten minute song (e.g., a first end of the bar corresponds to the beginning of the song and a second end of the bar corresponds to the end of the song.) In this example, when the device detects a contact in the predefined area, the device will present the user with an expanded portion of the scroll bar that is representative a two minute segment of the song (e.g., the expanded portion of the scroll bar corresponds to one minute of the content on either side of the current location of the detected contact). In some embodiments the scrolling rate is variable over the length of the scroll bar (e.g., the scrolling rate is slow near the contact and fast near the ends of the scroll bar, which provides the user with fine control over content near the contact while still allowing the user to scrub to an end of the content by moving the contact to the end of the scroll bar). The user may then move the contact along the expanded

scroll bar to move the progress icon to a location corresponding to a position in the content, as described in greater detail below.

In some embodiments, the device displays (746) representative images (e.g., 5020-a, 5020-b, 5020-c, 5020-d, 5020-e in FIG. 5F) from the content within the expanded portion of the scroll bar (e.g., if the content contains video, displaying images that corresponds to frames in the video content within the expanded portion of the scroll bar). For example, a user is watching a movie (e.g., 5018 FIG. 5E), and makes contact 5022-a with the progress icon 5002. In this example, in response to the contact, the device displays frames from the video (e.g., 5020-a, 5020-b, 5020-c, 5020-d, 5020-e in FIG. 5F), and the user slides the contact to 5022-b, moving progress icon to a location associated with an image 5020-d from the content that is displayed in the expanded portion of the scroll bar. In this example, when the user releases contact, the video content begins playing at the point associated with the progress icon at a normal playback speed.

In some embodiments, the device displays (748) representative text from the content within the expanded portion of the scroll bar (e.g., displaying chapter or section headings that corresponds to the content within the expanded portion of the scroll bar). For example, a user is reading a play (e.g., 5024 FIG. 5H) on a device with a touch sensitive display and makes contact 5026-a with a progress icon 5028. In this example, in response to detecting the contact with the progress icon, the device displays text from the content (e.g., "Act I" 5028-a, "Act II" 5028-b, "Act III" 5028-c, "Act IV" 5028-d and/or "Act V" 5028-e in FIG. 5I) within the expanded portion of the scroll bar. It should be noted in this example, that because the scroll bar is vertical, the first predefined direction 5006 is along the vertical axis of the electronic device (e.g., parallel to the scroll bar). In some embodiments, a user scrubs through the content by moving the contact in a direction along the first predefined direction 5006. For example, to advance to a later act in the play, the user may move the contact 5026-a along the touch screen device to a new contact location 5026-b.

The device detects (750) movement (e.g., 5066-1 in FIG. 5Q) of the contact (e.g., 5068-a-1 in FIG. 5Q) across the touch-sensitive surface to a location on the touch-sensitive surface that corresponds to a location (e.g., contact 5068-b-1 in FIG. 5Q) on the display outside the predefined area (e.g., 5004 in FIG. 5Q) that includes the progress icon (e.g., 5070-1 in FIG. 5Q). Movement of the contact includes (752) a first component of movement (e.g., 5072-1 in FIG. 5Q) of the contact on the touch-sensitive surface in a direction corresponding to movement on the display parallel to the first predefined direction (e.g., 5006 in FIG. 5Q) and a second component of movement (e.g., 5074-1 in FIG. 5Q) of the contact on the touch-sensitive surface in a direction corresponding to movement on the display perpendicular to the first predefined direction.

In some embodiments, the movement of the contact is in a straight line (5066-1-a) across the touch sensitive surface. However, it should be understood that the movement 5066-1 may include movement across the touch sensitive surface that follows other paths (e.g., 5066-1-b or 5066-1-c in FIG. 5Q). Such movement may include an initial movement from the progress icon to a location on the touch sensitive surface corresponding to a predefined region on the display followed by a subsequent movement on the touch sensitive surface corresponding to movement on the display within the predefined region. It should also be understood that if the initial movement on the touch sensitive surface includes movement corresponding to movement through a plurality of predefined regions on the display, the method of determining the scrub-

bing rate described herein may be repeated once for the horizontal component of movement that occurs within each region of the plurality of regions.

Similarly, while the embodiments will be described below with reference to a small number of regions (less than 5), it should also be noted that, in some embodiments, a large number of small regions (each region associated with a distinct scrubbing rate) are defined such that the change in the scrubbing rate appears to a user to be continuous (i.e., a discrete change in scrubbing rate between two adjacent regions is small enough so that the change is not perceptible to a human). Additionally, it should be understood that in these embodiments, a visual indicator of the scrubbing rate may be displayed that gives a general indication of the scrubbing rate (e.g., "hi-speed scrubbing," "half speed scrubbing," "quarter speed scrubbing," "fine scrubbing," etc.) but does not specifically indicate a precise scrubbing rate for the current region. As one example, on a display with 100 regions, the "hi-speed scrubbing" is displayed when the contact is in a location anywhere in the first 25 adjacent regions, even though each of the first 25 regions is associated with a distinct scrubbing rate.

The first component of movement of the contact includes (754) a direction (e.g., 5076 or 5077 in FIG. 5Q) and a speed. In some embodiments, the first component of movement (e.g., 5072-1 in FIG. 5Q) and the second component of movement (e.g., 5074-1 in FIG. 5Q) are perpendicular to each other (756).

Above, the first predefined direction 5006 on the display may be a horizontal direction, which encompasses moving right and left, but not moving in other directions. Similarly, above, the first predefined direction on the display may be a vertical direction, which encompasses moving up and down, but not moving in other directions. In contrast, the "direction of the first component of movement" of a contact refers to a single direction. For example, for a touch screen display with a horizontal scroll bar with a progress icon (e.g., the electronic device illustrated in FIG. 5Q), the direction of the first component of movement at any instant in time may be either to the right (e.g., 5076 in FIG. 5Q) or to the left (e.g., 5077 in FIG. 5Q), but cannot be both to the right and to the left simultaneously.

Operations 760-774, discussed below, are performed while the device detects (758) movement of the contact across the touch-sensitive surface.

The device determines (760) a current offset distance in accordance with a detected amount of the second component of movement of the contact. It should be understood that there are many different options for determining the offset distance. For example, as illustrated in FIG. 5Q, for a touch screen display, the current offset distance may correspond to the distance perpendicular to the first predefined direction between: (1) the progress icon and the current location of the contact (e.g., 5082 in FIG. 5Q); (2) the top of the predefined area that includes the progress icon and the current location of the contact (e.g., 5084 in FIG. 5Q); (3) the bottom of the predefined area that includes the progress icon and the current location of the contact (e.g., 5086 in FIG. 5Q); or (4) some other predetermined point or line on the touch screen display and the current location of the contact.

The device detects (762) a current first component of movement of the contact. In some embodiments, the "current" first component of movement is a measure of the instantaneous movement of the contact. In some embodiments, the "current" first component of movement is a running average over a small time window to reduce jitter (e.g., to reduce small unintentional movements of the contact). In response to

detecting the current first component of movement of the contact, the device moves (764) the current position within the content at a scrubbing rate, such that the scrubbing rate decreases (766) as the current offset distance increases, and the direction of movement of the current position within the content is in accordance (768) with the direction of the current first component of movement of the contact. In some embodiments, an indication of the scrubbing rate (e.g., “fine scrubbing” in 5075-1 in FIG. 5Q) is displayed in the user interface.

FIGS. 5Q-5T provide an illustrative example of one embodiment of moving the current position within the content at a scrubbing rate in response to detecting a first component of movement, such that the scrubbing rate decreases as the current offset distance increases, and the direction of movement of the current position within the content is in accordance with the direction of the current first component of movement of the contact. For this example, FIG. 5Q illustrates the initial state of the device, with the progress icon 5070-1 located in an initial position in the predefined region.

In FIG. 5R the device detects a contact 5068-a-2 in a first predefined region 5004. The contact moves 5066-2 to a new contact location 5068-b-2 that is outside of the predefined region. The movement of the contact has a first component of motion 5072-2 and a second component of motion 5074-2. In response to detecting the movement of the contact, the device determines a current offset distance 5084-2 and moves the current position within the content indicated by the progress icon 5070-2 to a new location at a “half speed scrubbing” rate 5075-2.

In FIG. 5S the device detects a contact 5068-a-3 in a first predefined region 5004. The contact moves 5066-3 to a new contact location 5068-b-3 that is outside of the predefined region. The movement of the contact has a first component of motion 5072-3 and a second component of motion 5074-3. In response to detecting the movement of the contact, the device determines a current offset distance 5084-3 and moves the current position within the content indicated by the progress icon 5070-3 to a new location at a “quarter speed scrubbing” rate 5075-3. Here, the offset distance 5084-2 for the “hi-speed scrubbing” example in FIG. 5R is less than the offset distance 5084-3 for the “quarter speed scrubbing” example in FIG. 5S.

In some embodiments, if the device continued to detect the contact for the same amount of time in the “half speed scrubbing” and “quarter speed scrubbing” examples (e.g., thirty seconds) the current position in the content, as indicated by the progress icon, would move further in the “half speed scrubbing” example in FIG. 5R than in the “quarter speed scrubbing” example in FIG. 5S.

In FIG. 5T the device detects a contact 5068-a-4 in a first predefined region 5004. The contact moves 5066-4 to a new contact location 5068-b-4 that is outside of the predefined region. The movement of the contact has a first component of motion 5072-4 and a second component of motion 5074-4. In response to detecting the movement of the contact, the device determines a current offset distance 5084-4 and moves the current position within the content indicated by the progress icon 5070-4 to a new location at a “quarter speed scrubbing” rate 5075-4 (e.g., the progress icon, indicating the current position of the content, moves a distance across the display that is approximately one quarter of the magnitude of the first component of motion of the contact in a direction corresponding to the direction of the first component of motion). Here, the first component of motion 5072-4 in FIG. 5T is to the left (e.g., 5077 in FIG. 5T) while the first component of motion 5072-3 in FIG. 5S is to the right (e.g., 5076 in FIG. 5S). Thus, the current position within the content, as indicated by the progress icon, moves to the left in the backward “quarter

speed scrubbing” example in FIG. 5T and to the right in the forward “quarter speed scrubbing” example in FIG. 5S.

In FIG. 5U the device (where the first predefined direction 5006 is vertical) detects a contact 5068-a-5 in a first predefined region 5004. The contact moves 5066-5 to a new contact location 5068-b-5 that is outside of the predefined region. The movement of the contact has a first component of motion 5072-5 and a second component of motion 5074-5. In response to detecting the movement of the contact, the device determines a current offset distance 5084-5 and moves the current position within the content indicated by the progress icon 5070-5 to a new location at a “half speed scrubbing” rate 5075-5.

Although the preceding examples have been given with reference to a touch screen display. In some embodiments the display and the touch-sensitive surface are separate, as discussed in greater detail above with reference to FIG. 5P.

In some embodiments, in response to detecting the current first component of movement of the contact, the device plays back (770) the content at the scrubbing rate. For example, if the content is a slideshow, the content is played back at the scrubbing rate.

In some embodiments, the scrubbing rate decreases (772) to a predetermined minimum rate as the second component of movement on the touch-sensitive surface increases. For example, the scrubbing rate may decrease as the offset distance increases until the offset distance reaches a predefined maximum value (e.g., three quarters of the length of the touch sensitive surface in a direction perpendicular to the first predefined direction).

In some embodiments, the device starts to move (774) the current position within the content at a scrubbing rate in response to detecting the current first component of movement of the contact after an initial time delay. For example, the device may ignore (e.g., buffer) movement of the contact for a predefined time period, so as to avoid moving the current position in the content in accordance with accidental or unintentional movements of the contact.

In some embodiments, the device detects (776) the contact at a location on the touch-sensitive surface that corresponds to a predetermined region on the display (e.g., 5087 in FIG. 5S or 5088 in FIG. 5T). In some embodiments, in response (778) to detecting the contact (e.g., 5068-c in FIG. 5S or 5068-d in FIG. 5T) at the location on the touch-sensitive surface that corresponds to the predetermined region on the display, the device moves the current position within the content at the scrubbing rate in accordance with the current offset distance (e.g., 5084-4 in FIG. 5T). In FIG. 5S the predetermined region is on the right side of the display, while in FIG. 5T the predetermined regions are on two sides of the display. In some embodiments, as shown in FIG. 5T, continuous scrubbing occurs (even if the current first component of movement of the contact stops) if the contact location corresponds to an edge of the display (e.g., region 5088 or 5089).

For a touch screen display with a horizontal scroll bar, continuous scrubbing backwards through the content may occur if the contact (e.g., 5068-d in FIG. 5T) is at the left edge of the display and continuous scrubbing forwards through the content may occur if the contact (e.g., 5068-c in FIG. 5S) is at the right edge of the display. Similarly, for a touch screen display (e.g., 112 in 5U) with a vertical scroll bar continuous scrubbing backwards through the content may occur if the contact (e.g., 5068-e in FIG. 5U) is at the top edge of the display and continuous scrubbing forwards through the content may occur if the contact is at the bottom (e.g., 5068-f in FIG. 5U) edge of the display.

In some embodiments, while detecting the contact on the touch-sensitive surface, the device displays (780) an indicator of the scrubbing rate (e.g., “quarter speed scrubbing” 5075-3 in FIG. 5S). In some embodiments, while detecting movement of the contact across the touch-sensitive surface, the device displays (782) an indicator of the scrubbing rate (e.g., “quarter speed scrubbing” 5075-3 in FIG. 5S).

In some embodiments, the device ceases (784) to detect the current first component of movement of the contact. In response to ceasing to detect the current first component of movement of the contact, the device ceases (786) to move the current position within the content. For example, when the provided content is music and device is scrubbing through the music, when the device ceases to detect movement of the contact (e.g., a user stops moving a finger along the touch screen display), the device stops scrubbing through the content (e.g., the device pauses).

In some embodiments, the device detects (788) a break in the contact (e.g., detecting lift off of the contact). In response to detecting the break in the contact, the device stops (790) movement of the current position within the content. For example if a user is scrubbing through a set of images, the scrubbing stops when the user lifts the contact from the touch-sensitive surface. In some embodiments, the device detects (792) a break in the contact (e.g., detecting lift off of the contact). In response to detecting the break in the contact, the device plays back (794) the content at the playback speed (e.g., at the adjusted/updated/then current position within the content). For example if the user is scrubbing through a set of images, the scrubbing continues at the current rate when the user lifts the contact, (e.g., setting a speed for a slideshow). As another example, if a user is scrubbing through an audio file (e.g., song), when the user lifts off the contact, the device begins to play the audio file (e.g., song) at a normal playback speed for the audio content (e.g., the speed at which the song was recorded).

It should be understood that at any instant in time, a current location of the contact on the touch-sensitive surface corresponds to a current location on the display. The current location on the display will have a corresponding current total distance to the progress icon on the display. In some embodiments, the scrubbing rate decreases as the current total distance to the progress icon increases, rather than having the scrubbing rate decrease as the current offset distance increases.

FIGS. 8A-8G are flow diagrams illustrating a method 800 of scrolling in accordance with some embodiments. The method is performed at an electronic device with a display and a touch-sensitive surface. In some embodiments, the touch-sensitive surface is on the display. In other words, the display is a touch screen display (e.g., 112, FIG. 2). In some embodiments the touch-sensitive surface is separate from the display (e.g., display 5042 and touch-sensitive surface 5044 in FIG. 5P). In some embodiments, the method is performed at a portable multifunction device with a touch screen display (e.g., portable multifunction device 100). Some operations in the method may be combined and/or the order of some operations may be changed.

As described below, the method 800 provides an intuitive way to change the current position within content at a variable scrubbing rate using a display and a touch-sensitive surface. The method reduces the cognitive burden on a user when scrubbing through content, thereby creating a more efficient human-machine interface. For battery-operated computing devices, enabling a user to change the current position within content faster and more efficiently conserves power and increases the time between battery charges.

The device displays (801) a progress icon (e.g., 5002 in FIG. 5A) in a first predefined area (e.g., 5004 in FIG. 5A) on the display (e.g., 112 in FIG. 5A). The progress icon is configured to move in a first predefined direction (e.g., 5006 in FIG. 5A or 5006 in FIG. 5H) on the display. For example, if the first predefined direction is horizontal (e.g., 5006 in FIG. 5A), then the progress icon can only move to the right and to the left; and if the first predefined direction is vertical (e.g., 5006 in FIG. 5H), then the progress icon can only move up and down.

In some embodiments, the progress icon is (802) a thumb icon (e.g., 5002 in FIG. 5A) in a scroll bar. In some embodiments, the progress icon is (803) an end of a bar (e.g., 5011 in FIG. 5C). In some embodiments, the end of the bar moves in accordance with the current position in the content.

In some embodiments, the first predefined direction is (804) a horizontal direction on the display (e.g., 5006 in FIG. 5A). In some embodiments, the first predefined direction is (805) a vertical direction on the display (e.g., 5006 in FIG. 5H).

Content is provided (806) with the electronic device. In some embodiments, providing content includes playing back (807) audio content (e.g., a voice mail, music, audio book, podcast, or other audio recording). For example, in FIG. 5A, a podcast is provided with the device. In some embodiments, providing content includes playing back (808) video content (e.g., a movie, television show, web video, slideshow, or animation). For example, in FIG. 5E a movie 5018 is provided with the device. In some embodiments, providing content includes displaying (809) an electronic document (e.g., an electronic book, web page, PDF file, word processing document, presentation, or spreadsheet). For example, in FIG. 5H a play is provided with the device.

The device indicates (810) a current position within the content with the progress icon. In some embodiments, providing content with the electronic device includes playing back (811) content with the electronic device at a playback speed prior to detecting movement of the contact across the touch-sensitive surface, and indicating a current position within the content with the progress icon includes indicating (812) a current playback position within the content with the progress icon. For example, where the provided content a song, initially the song is playing at a normal playback speed and the progress icon (e.g., 5002 in FIG. 5A) shows the current part of the music that is being played.

Operations 814-866, discussed below, are performed while content is provided (813) with the electronic device.

The device detects (814) a contact with the touch-sensitive surface at a location that corresponds to the progress icon. In some embodiments, detecting contact with a location that corresponds to the first predefined area that includes the progress icon is sufficient (e.g., the contact may be anywhere in the predefined region rather than exactly at the location that corresponds to the predefined icon). In some embodiments, the contact is (815) a finger contact (e.g., 5010 in FIG. 5A). In some embodiments, the contact is (816) a stylus contact (e.g., 203 in FIG. 2).

In some embodiments, in response to detecting (817) the contact at a location on the touch-sensitive surface that corresponds to a location in the first predefined area, the device moves (818) the progress icon to a position on the display that corresponds to the location of the contact on the touch-sensitive surface. For example, for a touch screen display, moving the progress icon to a position associated with the contact upon detecting the contact with the first predefined area on the touch screen display. For example, in FIG. 5A, a device with a touch screen display detects a contact 5010 with the touch

51

screen display in the predefined area **5004** that contains the progress icon **5002** and then moves the progress icon **5002** to a position in the display that corresponds to the position of the contact **5010**, as shown in FIG. **5B**.

In some embodiments, the device displays (**819**) a scroll bar (e.g., **5012** in FIG. **5B**) in the first predefined area (e.g., **5004** in FIG. **5B**) on the display. In some embodiments, after detecting the contact (e.g., **5010** in FIG. **5B**) with the touch-sensitive surface at the location that corresponds to the progress icon on the display, the device displays (**820**) an expanded portion of the scroll bar (e.g., **5014** in FIG. **5C**). In some embodiments, detecting contact with the touch sensitive surface at any location that corresponds to a location in the first predefined area on the display that includes the progress icon is sufficient. In some embodiments, the display of the expanded portion of the scroll bar replaces (**821**) the display of the scroll bar (e.g., the expanded portion of the scroll **5014** bar shown in FIG. **5C** replaces the scroll bar **5012** shown in FIG. **5B**).

In some embodiments, the expanded portion of the scroll bar is displayed in response to detecting the contact with the touch-sensitive surface at the location that corresponds to the progress icon. In some embodiments, the expanded portion of the scroll bar is displayed after contact is detected at the location that corresponds to the progress icon for at least a predetermined time period (e.g., 0.5-1.0 seconds.) In some embodiments, the device displays (**822**) a signal intensity (e.g., **5016** in FIG. **5D**) within the expanded portion of the scroll bar (e.g., if the content contains audio, displaying a waveform of the audio intensity that corresponds to the audio content within the expanded portion of the scroll bar).

In some embodiments, the expanded portion of the scroll bar is representative of the full extent of the provided content. In other embodiments, the expanded portion of the scroll bar is representative of only a portion of the provided content. For example, if a user is listening to a 10 minute long song on a device with a touch sensitive display, the device initially displays a scroll bar that is representative of the entire ten minute song (e.g., a first end of the bar corresponds to the beginning of the song and a second end of the bar corresponds to the end of the song.) In this example, when the device detects a contact in the predefined area, the device will present the user with an expanded portion of the scroll bar that is representative a two minute segment of the song (e.g., the expanded portion of the scroll bar corresponds to one minute of the content on either side of the current location of the detected contact). In some embodiments the scrolling rate is variable over the length of the scroll bar (e.g., the scrolling rate is slow near the contact and fast near the ends of the scroll bar, which provides the user with fine control over content near the contact while still allowing the user to scrub to an end of the content by moving the contact to the end of the scroll bar). The user may then move the contact along the expanded scroll bar to move the progress icon to a location corresponding to a position in the content, as described in greater detail below.

In some embodiments, the device displays (**823**) representative images (e.g., **5020-a**, **5020-b**, **5020-c**, **5020-d**, **5020-e** in FIG. **5F**) from the content within the expanded portion of the scroll bar (e.g., if the content contains video, displaying images that corresponds to frames in the video content within the expanded portion of the scroll bar). For example, a user is watching a movie (e.g., **5018** FIG. **5E**), and makes contact **5022-a** with the progress icon **5002**. In this example, in response to the contact, the device displays frames from the video (e.g., **5020-a**, **5020-b**, **5020-c**, **5020-d**, **5020-e** in FIG. **5F**), and the user slides the contact to **5022-b**, moving

52

progress icon to a location associated with an image **5020-d** from the content that is displayed in the expanded portion of the scroll bar. In this example, when the user releases contact, the video content begins playing at the point associated with the progress icon at a normal playback speed.

In some embodiments, the device displays (**824**) representative text from the content within the expanded portion of the scroll bar (e.g., displaying chapter or section headings that corresponds to the content within the expanded portion of the scroll bar). For example, a user is reading a play (e.g., **5024** FIG. **5H**) on a device with a touch sensitive display and makes contact **5026-a** with a progress icon **5028**. In this example, in response to detecting the contact with the progress icon, the device displays text from the content (e.g., “Act I” **5028-a**, “Act II” **5028-b**, “Act III” **5028-c**, “Act IV” **5028-d** and/or “Act V” **5028-e** in FIG. **5I**) within the expanded portion of the scroll bar. It should be noted in this example, that because the scroll bar is vertical, the first predefined direction **5006** is along the vertical axis of the electronic device (e.g., parallel to the scroll bar). In some embodiments, a user scrubs through the content by moving the contact in a direction along the first predefined direction **5006**. For example, to advance to a later act in the play, the user may move the contact **5026-a** along the touch screen device to a new contact location **5026-b**.

The device detects (**825**) movement (e.g., **5090-1** in FIG. **5V**) of the contact (e.g., **5092-a-1** in FIG. **5V**) across the touch-sensitive surface (e.g., touch screen **112** in FIG. **5V**) to a location (e.g., contact **5092-b-1** in FIG. **5V**) on the touch-sensitive surface that corresponds to a second predefined area (e.g., **5094-a** in FIG. **5V**) on the display outside the first predefined area (e.g., **5004** in FIG. **5V**). Movement of the contact includes (**826**) a first component of movement (e.g., **5096-1** in FIG. **5V**) of the contact on the touch-sensitive surface in a direction corresponding to movement on the display parallel to the first predefined direction (e.g., **5006** in FIG. **5V**) and a second component of movement (e.g., **5098-1** in FIG. **5V**) of the contact on the touch-sensitive surface in a direction corresponding to movement on the display perpendicular to the first predefined direction.

The first component of movement of the contact includes (**827**) a direction (e.g., **5076** or **5077** in FIG. **5V**) and a speed. In some embodiments, the second component of movement of the contact includes a direction and speed. In some embodiments, the first component of movement (e.g., **5096-1** in FIG. **5V**) and the second component of movement (e.g., **5098-1** in FIG. **5V**) are perpendicular (**828**) to each other (**927**).

Above, the first predefined direction **5006** on the display may be a horizontal direction, which encompasses moving right and left, but not moving in other directions. Similarly, the first predefined direction on the display may be a vertical direction, which encompasses moving up and down, but not moving in other directions. Here, the direction of the first component of movement of the contact refers to a single direction. For example, for a touch screen display with a horizontal scroll bar with a progress icon (e.g., the electronic device illustrated in FIG. **5V**), the direction of the first component of movement at any instant in time may be either to the right (e.g., **5076** in FIG. **5V**) or to the left (e.g., **5077** in FIG. **5V**), but cannot be both to the right and to the left simultaneously.

Operations **830-839**, discussed below, are performed while the contact is located (**829**) in an area on the touch-sensitive surface that corresponds to the second predefined area (**5094-a** in FIG. **5V**) on the display.

The device detects (**830**) a current first component of movement of the contact. In some embodiments, the “cur-

rent” first component of movement is a measure of the instantaneous movement of the contact. In some embodiments, the “current” first component of movement is a running average over a small time window to reduce jitter (e.g., to reduce small unintentional movements of the contact). In response to detecting the current first component of movement of the contact, the device moves (831) the current position within the content at a first scrubbing rate. The direction of movement of the current position within the content is in accordance (832) with the direction (e.g., 5076 or 5077 in FIG. 5V) of the current first component of movement of the contact. In some embodiments, the first scrubbing rate is (833) a predetermined rate.

In some embodiments, the device starts (834) to move the current position within the content at the first scrubbing rate in response to detecting the current first component of movement of the contact after an initial time delay. For example, the device may ignore (e.g., buffer) movement of the contact for a predefined time period, so as to avoid moving the current position in the content in accordance with accidental or unintentional movements of the contact. In some embodiments, the scrubbing rate decreases (835) to a predetermined minimum rate as the second component of movement on the touch-sensitive surface increases. For example, the farthest vertical distance on screen has a predefined minimum scrubbing rate.

FIGS. 5V and 5W provide an illustrative example of one embodiment of moving the current position within the content at a first scrubbing rate in response to detecting a first component of movement while the contact is in the second predefined area (e.g., 5094-a), where the direction of movement of the current position within the content is in accordance with the direction of the current first component of movement of the contact. For this example, FIG. 5V illustrates the initial state of the device, with the progress icon 5093-1 located in an initial position in the first predefined area.

In FIG. 5V the device detects a contact 5092-a-2 in a first predefined area 5004. While in this first predefined area 5004, the device moves the current position within the content indicated by the progress icon 5093-a at a “hi-speed scrubbing” rate 5100-1 in response to movement of the contact 5090-1 within the first predefined region 5004. As shown in FIG. 5V, the contact moves 5090-2 to a new contact location 5092-b-2 that is within the second predefined area 5094-a. The movement of the contact has a first component of motion 5096-2 and a second component of motion 5098-2. In response to detecting the movement of the contact, the device moves the current position within the content indicated by the progress icon 5093-2 to a new location at a “half speed scrubbing” rate 5100-2 based on the horizontal component of movement of the contact on the touch sensitive surface in the region that corresponds to the second predefined region 5094-a on the display.

In some embodiments, while the contact is located in the area on the touch-sensitive surface that corresponds to the second predefined area on the display, the device plays back (836) the content at the first scrubbing rate in response to detecting the current first component (e.g., 5096-2 in FIG. 5W) of movement of the contact. In some embodiments, while the contact is located in the area on the touch-sensitive surface that corresponds to the second predefined area on the display, the device displays (837) an indicator of the first scrubbing rate. (e.g., “half speed scrubbing” 5100-2 in FIG. 5W)

In some embodiments, while the contact is located in the area on the touch-sensitive surface that corresponds to the

second predefined area on the display, the device ceases (838) to detect the current first component of movement of the contact. In response to ceasing to detect the current first component of movement of the contact, the device ceases (839) to move the current position within the content. For example, when the provided content is music and device is scrubbing through the music, when the device ceases to detect movement of the contact (e.g., a user stops moving a finger along the touch screen display), the device stops scrubbing through the content (e.g., the device pauses).

The device detects (840) movement of the contact across the touch-sensitive surface to a location on the touch-sensitive surface that corresponds to a third predefined area (e.g., 5094-b in FIG. 5X) on the display outside the first predefined area and the second predefined area. In some embodiments, the progress icon is farther (841) from the third predefined area than from the second predefined area.

Operations 843-850, discussed below, are performed while the contact is located (842) in an area on the touch-sensitive surface that corresponds to the third predefined area (e.g., 5094-b in FIG. 5X) on the display:

The device detects (843) a current first component of movement of the contact. In some embodiments, the “current” first component of movement is a measure of the instantaneous movement of the contact. In some embodiments, the “current” first component of movement is a running average over a small time window to reduce jitter (e.g., to reduce small unintentional movements of the contact). In response to detecting the current first component of movement of the contact, the device moves (844) the current position within the content at a second scrubbing rate. In some embodiments, the direction of movement of the current position within the content is in accordance (845) with the direction (e.g., 5076 or 5077 in FIG. 5V) of the current first component of movement of the contact.

FIGS. 5V and 5X provide an illustrative example of one embodiment of moving the current position within the content at a second scrubbing rate while the contact is in the third predefined area (e.g., 5094-b), where the direction of movement of the current position within the content is in accordance with the direction of the current first component of movement of the contact. For this example, FIG. 5V illustrates the initial state of the device, with the progress icon 5093-1 located in an initial position in the first predefined area.

In FIG. 5X the device detects a contact 5092-a-3 in a first predefined area 5004. The contact moves 5090-3 to a new contact location 5092-b-3 that is within the third predefined area 5094-b. The movement of the contact has a first component of motion 5096-3 and a second component of motion 5098-3. In response to detecting the movement of the contact, the device moves the current position within the content indicated by the progress icon 5093-3 to a new location at a “quarter speed scrubbing” rate 5100-3.

The second scrubbing rate is less than the first scrubbing rate (846).

In some embodiments, if the device continued to detect the contact for the same amount of time in the “half speed scrubbing” and “quarter scrubbing” examples (e.g., thirty seconds) the current position in the content, as indicated by the progress icon, would move further in the “half speed scrubbing” example in FIG. 5W than in the “quarter speed scrubbing” example in FIG. 5X.

In some embodiments, while the contact is located in the area on the touch-sensitive surface that corresponds to the third predefined area on the display, the device plays back (847) the content at the second scrubbing rate that is less than

the first scrubbing rate in response to detecting the current first component of movement of the contact. In some embodiments, while the contact is located in the area on the touch-sensitive surface that corresponds to the third predefined area on the display, the device displays (848) an indicator of the second scrubbing rate. (e.g., “quarter-speed scrubbing” 5100-3 in FIG. 5X)

In some embodiments, while the contact is located in the area on the touch-sensitive surface that corresponds to the third predefined area on the display, the device ceases (849) to detect the current first component of movement of the contact; and, in response to ceasing to detect the current first component of movement of the contact, the device ceases (850) to move the current position within the content. For example, when the provided content is music and device is scrubbing through the music, when the device ceases to detect movement of the contact (e.g., a user stops moving a finger contact along the touch screen display), the device stops scrubbing through the content (e.g., the device pauses).

In some embodiments, the device detects (851) movement of the contact across the touch-sensitive surface to a location that corresponds to a fourth predefined area (e.g., 5094-c in FIG. 5Y) on the display outside of the first predefined area, the second predefined area and the third predefined area. In some embodiments, the progress icon (e.g., 5093-4) is farther from the fourth predefined area than from the third predefined area (852).

FIGS. 5V and 5Y provide an illustrative example of one embodiment of moving the current position within the content at a third scrubbing rate while the contact is in the fourth predefined area (e.g., 5094-c), where the direction of movement of the current position within the content is in accordance with the direction of the current first component of movement of the contact. For this example, FIG. 5V illustrates the initial state of the device, with the progress icon 5093-1 located in an initial position in the first predefined area.

In FIG. 5X the device detects a contact 5092-a-4 in a first predefined area 5004. The contact moves 5090-4 to a new contact location 5092-b-4 that is within the fourth predefined area 5094-c. The movement of the contact has a first component of motion 5096-4 and a second component of motion 5098-4. In response to detecting the movement of the contact, the device moves the current position within the content indicated by the progress icon 5093-4 to a new location at a “fine scrubbing” rate 5100-4.

In some embodiments, while the contact is located in the fourth predefined area on the touch-sensitive surface that corresponds to the fourth predefined area on the display, the device moves (853) the current position within the content at a third scrubbing rate, wherein the third scrubbing rate is less than the second scrubbing rate.

In some embodiments, if the device continued to detect the contact for the same amount of time in the “quarter speed scrubbing” and “fine scrubbing” examples (e.g., thirty seconds) the current position in the content, as indicated by the progress icon, would move further in the “quarter speed scrubbing” example in FIG. 5X than in the “fine scrubbing” example in FIG. 5Y.

In FIG. 5BB the device (where the first predefined direction is vertical) detects a contact 5092-a-7 in a first predefined area 5004. The contact moves 5090-7 to a new contact location 5092-b-7 that is within the fourth predefined area 5094-c. The movement of the contact has a first component of motion 5096-7 and a second component of motion 5098-7. In response to detecting the movement of the contact, the device

moves the current position within the content indicated by the progress icon 5093-7 to a new location at a “quarter speed scrubbing” rate 5100-7.

In some embodiments, the device detects (854) movement of the contact across the touch-sensitive surface to a location on the touch-sensitive surface that corresponds to a fourth predefined area on the display outside the first predefined area, the second predefined area and the third predefined area. In some embodiments, the progress icon (e.g., 5093-4 in FIG. 5Y) is farther from the fourth predefined area (e.g., 5094-c in FIG. 5Y) than from the third predefined area (e.g., 5094-b in FIG. 5Y) (855).

In some embodiments, operations 857-860, discussed below, are performed while the contact is located (856) in an area on the touch-sensitive surface that corresponds to the fourth predefined area on the display.

In some embodiments, the device detects (857) a current first component of movement of the contact. For example, “current” can be instantaneous or a running average over a small time window to reduce jitter. In some embodiments, the “current” first component of movement is a measure of the instantaneous movement of the contact. In some embodiments, the “current” first component of movement is a running average over a small time window to reduce jitter (e.g., to reduce small unintentional movements of the contact).

In some embodiments, in response to detecting the current first component of movement of the contact, the device moves (858) the current position within the content at a third scrubbing rate. In some embodiments, the direction of movement of the current position within the content is in accordance (859) with the direction of the current first component of movement of the contact. For example, in FIG. 5Y the direction of the current first component 5096-4 of movement of the contact is to the right 5076, while in FIG. 5Z the direction of the current first component 5096-5 is to the left 5077. In some embodiments, the third scrubbing rate is less (860) than the second scrubbing rate, as discussed above.

In some embodiments, the device detects (861) the contact at a location on the touch-sensitive surface that corresponds to a predetermined region (e.g., 5094-d in FIG. 5Z or 5094-e in FIG. 5AA) on the display; and, in response to detecting the contact at the location on the touch-sensitive surface that corresponds to the predetermined region on the display, the device moves (862) the current position within the content at a predefined scrubbing rate. For example, continuous scrubbing may occur at the first scrubbing rate (e.g., “half speed scrubbing” 5100-5 in FIG. 5Z) (even if the current first component of movement of the contact stops) if the contact location (e.g., 5092-c in FIG. 5z) corresponds to an edge of the display (e.g., 5094-d in FIG. 5Z) that includes or is adjacent to the second predefined area (e.g., 5094-a in FIG. 5Z). Similarly, continuous scrubbing may occur at the second scrubbing rate (e.g., “quarter speed scrubbing” 5100-6 in FIG. 5AA) (even if the current first component of movement of the contact stops) if the contact location (e.g., 5092-d in FIG. 5AA) corresponds to an edge of the display (e.g., 5094-e in FIG. 5AA) that includes or is adjacent to the third predefined area (e.g., 5094-b in FIG. 5AA).

For a touch screen display with a horizontal scroll bar, continuous scrubbing backwards through the content may occur if the contact (e.g., 5092-c in FIG. 5Z) is at the left edge of the display and continuous scrubbing forwards through the content may occur if the contact (5092-d in FIG. 5AA) is at the right edge of the display. Similarly, for a touch screen display with a vertical scroll bar, as illustrated in FIG. 5BB, continuous scrubbing backwards through the content may occur if the contact (e.g., 5092-e in FIG. 5BB) is at the top

edge of the display and continuous scrubbing forwards through the content may occur if the contact (e.g., **5092-f** in FIG. **5BB**) is at the bottom edge of the display.

In some embodiments, the device detects (**863**) a break in the contact. (e.g., detecting lift off of the contact). In some 5 embodiments, in response to detecting the break in the contact, the device stops (**864**) movement of the current position within the content. For example if a user is scrubbing through a set of images, the scrubbing stops when the user lifts the contact from the touch-sensitive surface. In some embodi- 10 ments, the device detects (**865**) a break in the contact (e.g., detecting lift off of the contact). In some embodiments, in response to detecting the break in the contact, the device plays (**866**) back the content at the playback speed. In some 15 embodiments, playing back the content at the playback speed includes at the adjusted/updated/then current position within the content. For example if the user is scrubbing through a set of images, the scrubbing continues at the current rate when the user lifts the contact (e.g., allowing the user to set a speed for a slideshow). As another example, if a user is scrubbing 20 through an audio file (e.g., song), when the user lifts off the contact, the device begins to play the audio file (e.g., song) at a normal playback speed for the audio content (e.g., the speed at which the song was recorded).

Although the preceding examples have been given with 25 reference to a touch screen display. In some embodiments the display and the touch-sensitive surface are separate, as discussed in greater detail above with reference to FIG. **5P**.

FIGS. **9A-9G** are flow diagrams illustrating a method **900** of scrolling in accordance with some embodiments. The method is performed at an electronic device with a display and a touch-sensitive surface. In some embodiments, the touch-sensitive surface is on the display. In other words, the display is a touch screen display (e.g., **112**, FIG. **2**). In some 30 embodiments the touch-sensitive surface is separate from the display (e.g., display **5042** and touch-sensitive surface **5044** in FIG. **5P**). In some embodiments, the method is performed at a portable multifunction device with a touch screen display (e.g., portable multifunction device **100**). Some operations in the method may be combined and/or the order of some operations may be changed.

As described below, the method **900** provides an intuitive way to change the current position within content at a variable scrubbing rate using a display and a touch-sensitive surface. The method reduces the cognitive burden on a user when 45 scrubbing through content, thereby creating a more efficient human-machine interface. For battery-operated computing devices, enabling a user to change the current position within content faster and more efficiently conserves power and increases the time between battery charges.

The device displays (**901**) a progress icon (e.g., **5002** in FIG. **5A**) in a predefined area (e.g., **5004** in FIG. **5A**) on the display (e.g., **112** in FIG. **5A**), wherein the progress icon is configured to move in a first predefined direction (e.g., **5006** in FIG. **5A** or **5006** in FIG. **5H**) on the display. For example, 55 if the first predefined direction is horizontal (e.g., **5006** in FIG. **5A**), then the progress icon can only move to the right and to the left. If the first predefined direction is vertical (e.g., **5006** in FIG. **5H**), then the progress icon can only move up and down.

In some embodiments, the progress icon is (**902**) a thumb icon (e.g., **5002** in FIG. **5A**) in a scroll bar. In some embodi- ments, the progress icon is (**903**) an end of a bar (e.g., **5011** in FIG. **5C**). In some embodiments, the end of the bar moves in accordance with the current position in the content.

In some embodiments, the first predefined direction is (**904**) a horizontal direction on the display (e.g., **5006** in FIG.

5A). In some embodiments, the first predefined direction is a vertical direction (**905**) on the display (e.g., **5006** in FIG. **5H**).

Content is provided (**906**) with the electronic device. In some embodiments, providing content includes playing back 5 (**907**) audio content (e.g., a voice mail, music, audio book, podcast, or other audio recording). For example, in FIG. **5A**, a podcast is provided with the device. In some embodiments, providing content includes playing back (**908**) video content (e.g., a movie, television show, web video, slideshow, or 10 animation). For example, in FIG. **5E** a movie **5018** is provided with the device. In some embodiments, providing content includes (**909**) displaying an electronic document (e.g., an electronic book, web page, PDF file, word processing document, presentation, or spreadsheet). For example, in FIG. **5H** 15 a play is provided with the device.

The device indicates (**910**) a current position within the content with the progress icon. In some embodiments, providing content with the electronic device includes playing 20 back (**911**) content with the electronic device at a playback speed prior to detecting movement of the contact across the touch-sensitive surface, and indicating a current position within the content with the progress icon includes indicating (**912**) a current playback position within the content with the progress icon.

Operations **914-973**, discussed below, are performed while 25 the content is provided (**913**) with the electronic device.

The device detects (**914**) a contact with the touch-sensitive surface at a location that corresponds to the progress icon. In some embodiments, detecting contact with a location that 30 corresponds to the predefined area that includes the progress icon is sufficient (e.g., the contact may be anywhere in the predefined region rather than exactly at the location that corresponds to the predefined icon). In some embodiments, the contact is (**915**) a finger contact (e.g., **202** in FIG. **2**). In some 35 embodiments, the contact is (**916**) a stylus contact (e.g., **203** in FIG. **2**).

In some embodiments, in response to detecting (**917**) the contact at a location on the touch-sensitive surface that corresponds to a location in the predefined area, the device 40 moves (**918**) the progress icon to a position on the display that corresponds to the location of the contact on the touch-sensitive surface. For example, for a touch screen display, moving the progress icon to a position associated with the contact upon detecting the contact with the predefined area on the 45 touch screen display. For example, in FIG. **5A**, a device with a touch screen display detects a contact **5010** with the touch screen display in the predefined area **5004** that contains the progress icon **5002** and then moves the progress icon **5002** to a position in the display that corresponds to the position of the 50 contact **5010**, as shown in FIG. **5B**.

In some embodiments, the device displays (**919**) a scroll bar (e.g., **5012** in FIG. **5B**) in the predefined area (e.g., **5004** in FIG. **5B**) on the display. In some embodiments, after detecting the contact (e.g., **5010** in FIG. **5B**) with the touch- 55 sensitive surface at the location that corresponds to the progress icon on the display, the device displays (**920**) an expanded portion of the scroll bar (e.g., **5014** in FIG. **5C**). In some embodiments, detecting contact with the touch sensitive surface at any location that corresponds to a location in 60 the predefined area on the display that includes the progress icon is sufficient. In some embodiments, the display of the expanded portion of the scroll bar replaces (**921**) the display of the scroll bar

In some embodiments, the expanded portion of the scroll 65 bar is displayed in response to detecting the contact with the touch-sensitive surface at the location that corresponds to the progress icon. In some embodiments, the expanded portion of

the scroll bar is displayed after contact is detected at the location that corresponds to the progress icon for at least a predetermined time period (e.g., 0.5-1.0 seconds). In some embodiments, the device displays (922) a signal intensity (e.g., 5016 in FIG. 5D) within the expanded portion of the scroll bar (e.g., if the content contains audio, displaying a waveform of the audio intensity that corresponds to the audio content within the expanded portion of the scroll bar).

In some embodiments, the expanded portion of the scroll bar is representative of the full extent of the provided content. In other embodiments, the expanded portion of the scroll bar is representative of only a portion of the provided content. For example, if a user is listening to a ten minute long song on a device with a touch sensitive display, the device initially displays a scroll bar that is representative of the entire ten minute song (e.g., a first end of the bar corresponds to the beginning of the song and a second end of the bar corresponds to the end of the song.) In this example, when the device detects a contact in the predefined area, the device will present the user with an expanded portion of the scroll bar that is representative a two minute segment of the song (e.g., the expanded portion of the scroll bar corresponds to one minute of the content on either side of the current location of the detected contact). In some embodiments the scrolling rate is variable over the length of the scroll bar (e.g., the scrolling rate is slow near the contact and fast near the ends of the scroll bar, which provides the user with fine control over content near the contact while still allowing the user to scrub to an end of the content by moving the contact to the end of the scroll bar). The user may then move the contact along the expanded scroll bar to move the progress icon to a location corresponding to a position in the content, as described in greater detail below.

In some embodiments, the device displays (923) representative images (e.g., 5020-a, 5020-b, 5020-c, 5020-d, 5020-e in FIG. 5F) from the content within the expanded portion of the scroll bar (e.g., if the content contains video, displaying images that corresponds to the video content within the expanded portion of the scroll bar). For example, a user is watching a movie (e.g., 5018 FIG. 5E), and makes contact 5022-a with the progress icon 5002. In this example, in response to the contact, the device displays frames from the video (e.g., 5020-a, 5020-b, 5020-c, 5020-d, 5020-e in FIG. 5F), and the user slides the contact to 5022-b, moving progress icon to a location associated with an image 5020-d from the content that is displayed in the expanded portion of the scroll bar. In this example, when the user releases contact, the video content begins playing at the point associated with the progress icon at a normal playback speed.

In some embodiments, the device displays (924) representative text from the content within the expanded portion of the scroll bar. (e.g., displaying chapter or section headings that correspond to the content within the expanded portion of the scroll bar). For example, a user is reading a play (e.g., 5024 FIG. 5H) on a device with a touch sensitive display and makes contact 5026-a with a progress icon 5028. In this example, in response to detecting the contact with the progress icon, the device displays text from the content (e.g., "Act I" 5028-a, "Act II" 5028-b, "Act III" 5028-c, "Act IV" 5028-d and/or "Act V" 5028-e in FIG. 5I) within the expanded portion of the scroll bar. It should be noted in this example, that because the scroll bar is vertical, the first predefined direction 5006 is along the vertical axis of the electronic device (e.g., parallel to the scroll bar). In some embodiments, a user scrubs through the content by moving the contact in a direction along the first predefined direction 5006. For example, to advance to a later

act in the play, the user may move the contact 5026-a along the touch screen device to a new contact location 5026-b.

The device detects (925) movement (e.g., 5106-b-1 in FIG. 5CC) of the contact (e.g., 5108-a-1 in FIG. 5CC) across the touch-sensitive surface to a first location on the touch-sensitive surface that corresponds to a first location (e.g., contact 5108-b-1 in FIG. 5CC) on the display outside the predefined area (e.g., 5004 in FIG. 5CC) that includes the progress icon (e.g., 5110-1 in FIG. 5CC). Movement of the contact includes (926) a first component of movement (e.g., 5112-1 in FIG. 5Q) of the contact on the touch-sensitive surface in a direction corresponding to movement on the display parallel to the first predefined direction (e.g., 5006 in FIG. 5CC) and a second component of movement (e.g., 5114-1 in FIG. 5CC) of the contact on the touch-sensitive surface in a direction corresponding to movement on the display perpendicular to the first predefined direction. In some embodiments, the first component of movement and the second component of movement are perpendicular to each other (927).

Operations 929-933, discussed below, are performed while the contact is located (928) at the first location on the touch-sensitive surface:

The device determines (928) a first current offset distance in accordance with a detected amount of the second component of movement of the contact. It should be understood that there are many different options for determining the offset distance. For example, as illustrated in FIG. 5CC, for a touch screen display, the current offset distance may correspond to the distance perpendicular to the first predefined direction between: (1) the progress icon and the current location of the contact (e.g., 5118 in FIG. 5CC); (2) the top of the predefined area that includes the progress icon and the current location of the contact (e.g., 5120-1 in FIG. 5CC); (3) the bottom of the predefined area that includes the progress icon and the current location of the contact (e.g., 5122 in FIG. 5CC); or (4) some other predetermined point or line on the touch screen display and the current location of the contact.

The device moves (930) the current position within the content at a first scrubbing rate. In some embodiments, the scrubbing rate decreases (931) to a predetermined minimum rate as the second component of movement on the touch-sensitive surface increases. For example, on a touch screen display with a horizontal scroll bar, the farthest vertical distance on screen has a predefined minimum scrubbing rate. In some embodiments, while the contact is located at the first location on the touch-sensitive surface, the device plays back (932) the content at the first scrubbing rate. In some embodiments, while the contact is located at the first location on the touch-sensitive surface, the device displays (933) an indicator of the first scrubbing rate. (e.g., "fine scrubbing" 5116-1 in FIG. 5CC)

In some embodiments, the device moves (934) the current position forward within the content at the first scrubbing rate when the first location of the contact on the touch-sensitive surface corresponds to a location on the display that is on a first side (e.g., 5126-1 in FIG. 5CC) of a boundary (e.g., 5124-1 in FIG. 5CC). In some embodiments, the device moves (935) the current position backward within the content at the first scrubbing rate when the first location of the contact on the touch-sensitive surface corresponds to a location on the display that is on a second side (e.g., 5128-1 in FIG. 5CC) of the boundary (e.g., 5124-1 in FIG. 5CC) opposite the first side. The boundary is typically not displayed on the touch screen display, the dotted line 5124-1 in FIG. 5CC is shown for the purpose of illustration.

In some embodiments, the boundary is a dynamic vertical boundary (e.g., 5124-2 in FIG. 5DD) running through the

61

progress icon (936), and the first predefined direction is a horizontal direction on the display (937); the first side is to the right (e.g., 5126 in FIG. 5DD) of the boundary (938); and the second side is to the left (e.g., 5128 in FIG. 5DD) of the boundary (939). In other words, the boundary moves horizontally as the progress icon moves on the touch screen display.

For example, in FIG. 5DD the device detects a contact 5108-a-2 in a first predefined region 5004. The contact moves (e.g., 5106-b-2 or 5106-c-2) to a new contact location (e.g., 5108-b-2 or 5108-c-2) that is outside of the predefined region. In response to continuing to detect the contact, the device determines a current offset distance 5120-2 and moves the current position within the content indicated by the progress icon 5110-2 to a new location at a scrubbing rate that is based at least in part on the current offset distance (e.g., a “quarter speed scrubbing” rate 5116-2). The direction of the movement is determined by the location of the contact with respect to the boundary 5124-2 on the touch sensitive surface. For example, if the contact (e.g., 5108-b-2) is positioned on the right side 5126-2 of the boundary 5124-2 then the current position within the content moves forward, as indicated by the progress icon moving to the right. Alternatively, if the contact (e.g., 5108-c-2) is positioned on the left side 5128-2 of the boundary 5124-2, then the current position within the content moves backward, as indicated by the progress icon moving to the left. It should be understood that, in this example, as the progress icon 5110-2 moves, the vertical boundary 5124-2 moves.

In some embodiments, the boundary is a vertical boundary (e.g., 5124-3 in FIG. 5EE) running through the middle of the display (940) (or other fixed position on the display), the first predefined direction is a horizontal direction (e.g., 5006 in FIG. 5EE) on the display (941), the first side is to the right (e.g., 5126-3 in FIG. 5EE) of the boundary (942); and the second side is to the left (e.g., 5128-3 in FIG. 5EE) of the boundary (943).

For example, in FIG. 5EE the device detects a contact 5108-a-3 in a first predefined region 5004. The contact moves (e.g., 5106-b-3 or 5106-c-3) to a new contact location (e.g., 5108-b-3 or 5108-c-3) that is outside of the predefined region. In response to continuing to detect the contact, the device determines a current offset distance 5120-3 and moves the current position within the content indicated by the progress icon 5110-3 to a new location at a scrubbing rate that is based at least in part on the current offset distance (e.g., a “quarter speed scrubbing” rate 5116-3). The direction of the movement is determined by the location of the contact with respect to the boundary 5124-3 on the touch sensitive surface. For example, if the contact (e.g., 5108-b-3) is positioned on the right side 5126-3 of the boundary 5124-3 then the current position within the content moves forward, as indicated by the progress icon moving to the right. Alternatively, if the contact (e.g., 5108-c-3) is positioned on the left side 5128-3 of the boundary 5124-3, then the current position within the content moves backward, as indicated by the progress icon moving to the left. It should be understood that in this example, the boundary 5124-3 is in a fixed location on the display (e.g., the vertical centerline of the display), and does not move as the progress icon moves.

In some embodiments, the boundary is a dynamic horizontal boundary (e.g., 5124-4 in FIG. 5FF) running through the progress icon (944), the first predefined direction is a vertical direction (e.g., 5006 in FIG. 5FF) on the display (945) the first side is below (e.g., 5126-4 in FIG. 5FF) the boundary (946), and the second side is above (e.g., 5128-4 in FIG. 5FF) the

62

boundary (947). In other words, the boundary moves vertically as the progress icon moves on the touch screen display.

For example, in FIG. 5FF the device detects a contact 5108-a-4 in a first predefined region 5004. The contact moves (e.g., 5106-b-4 or 5106-c-4) to a new contact location (e.g., 5108-b-4 or 5108-c-4) that is outside of the predefined region. In response to continuing to detect the contact, the device determines a current offset distance 5120-4 and moves the current position within the content indicated by the progress icon 5110-4 to a new location at a scrubbing rate that is based at least in part on the current offset distance (e.g., a “quarter speed scrubbing” rate 5116-4). The direction of the movement is determined by the location of the contact with respect to the boundary 5124-4 on the touch sensitive surface. For example, if the contact (e.g., 5108-b-4) is positioned below 5126-4 the boundary 5124-4 then the current position within the content moves forward, as indicated by the progress icon moving down. Alternatively, if the contact (e.g., 5108-c-4) is positioned above 5128-4 the boundary 5124-4, then the current position within the content moves backward, as indicated by the progress icon moving up. It should be understood that, in this example, as the progress icon 5110-4 moves, the horizontal boundary 5124-4 moves.

In some embodiments, the boundary is a horizontal boundary (e.g., 5124-5 in FIG. 5GG) running through the middle of the display (948) or other fixed position on the display, the first predefined direction (e.g., 5006 in FIG. 5GG) is a vertical direction on the display (949), the first side is below (e.g., 5126-5 in FIG. 5GG) the boundary (950), and the second side is above (e.g., 5128-5 in FIG. 5GG) the boundary (951).

For example, in FIG. 5GG the device detects a contact 5108-a-5 in a first predefined region 5004. The contact moves (e.g., 5106-b-5 or 5106-c-5) to a new contact location (e.g., 5108-b-5 or 5108-c-5) that is outside of the predefined region. In response to continuing to detect the contact, the device determines a current offset distance 5120-5 and moves the current position within the content indicated by the progress icon 5110-5 to a new location at a scrubbing rate that is based at least in part on the current offset distance (e.g., a “quarter speed scrubbing” rate 5116-5). The direction of the movement is determined by the location of the contact with respect to the boundary 5124-5 on the touch sensitive surface. For example, if the contact (e.g., 5108-b-5) is positioned below 5126-5 the boundary 5124-5 then the current position within the content moves forward, as indicated by the progress icon moving down. Alternatively, if the contact (e.g., 5108-c-5) is positioned above 5128-5 the boundary 5124-5, then the current position within the content moves backward, as indicated by the progress icon moving up. It should be understood that in this example, the boundary 5124-5 is in a fixed location on the display (e.g., the center of the display), and does not move as the progress icon moves.

As an example of moving the content while detecting contact, in FIG. 5HH the device detects a contact 5108-a-6 in a first predefined region 5004. The contact moves 5106-b-6 to a new contact location 5108-b-6 that is outside of the predefined region. In response to continuing to detect the contact, the device determines a current offset distance 5120-6 and moves the current position within the content indicated by the progress icon 5110-6 to a new location at first scrubbing rate that is based at least in part on the first current offset distance (e.g., a “half speed scrubbing” rate 5116-6). The direction of the movement is determined by the location of the contact with respect to the boundary 5124-6 on the touch sensitive surface. In this example, the boundary is a dynamic vertical boundary and the contact 5108-b-6 is positioned on the right side 5126-6 of the boundary. However, it should be under-

stood that this is merely exemplary, and the boundary could be fixed or dynamic; the boundary could also be horizontal or vertical; and the contact could be on the right or the left (for a vertical boundary) or above or below (for a horizontal boundary), as variously described in FIGS. 5DD-5GG.

The device detects (952) movement of the contact across the touch-sensitive surface to a second location on the touch-sensitive surface that corresponds to a second location on the display (e.g., 5018-b-7 in FIG. 5II) outside the predefined area that includes the progress icon (e.g., 5116-7 in FIG. 5II).

Operations 954-959, discussed below, are performed while the contact is located (953) at the second location on the touch-sensitive surface.

The device determines (954) a second current offset distance (e.g., 5120-7 in FIG. 5II) in accordance with a detected amount of the second component of movement of the contact. The device moves (955) the current position within the content at a second scrubbing rate.

For example, in FIG. 5II the device detects a contact 5108-a-7 in a first predefined region 5004. The contact moves 5106-b-7 to a new contact location 5108-b-7 that is outside of the predefined region. In response to continuing to detect the contact, the device determines a current offset distance 5120-7 and moves the current position within the content indicated by the progress icon 5110-7 to a new location at second scrubbing rate that is based at least in part on the second current offset distance (e.g., a “fine scrubbing” rate 5116-7). The direction of the movement is determined by the location of the contact with respect to the boundary 5124-7 on the touch sensitive surface. In this example, the boundary is a dynamic vertical boundary and the contact 5108-b-7 is positioned on the right side 5126-7 of the boundary. However, it should be understood that this is merely exemplary, and the boundary could be fixed or dynamic; the boundary could also be horizontal or vertical; and the contact could be on the right or the left (for a vertical boundary) or above or below (for a horizontal boundary), as variously described in FIGS. 5DD-5GG.

The second scrubbing rate is less than the first scrubbing rate when the second current offset distance is greater than the first current offset distance (956), as shown in FIGS. 5HH and 5II. For example, if the contact 5108-b-6 in FIG. 5HH and the contact 5108-b-7 in FIG. 5II are each maintained on the touch screen display for the same amount of time (e.g., thirty seconds), the current position in the content will move further along in the content when the offset distance is the first current offset distance (e.g., 5120-6 in FIG. 5HH) than when the offset distance is the second current offset distance (e.g., 5120-7 in FIG. 5II). The second scrubbing rate is greater than the first scrubbing rate when the second current offset distance is less than the first current offset distance (957). In other words, the scrubbing rate decreases as the current offset distance increases. At any instant in time, a current location of the contact on the touch-sensitive surface corresponds to a current location on the display. The current location on the display will have a corresponding current total distance to the progress icon on the display. In some embodiments, the scrubbing rate decreases as the current total distance to the progress icon increases, rather than having the scrubbing rate decrease as the current offset distance increases.

In some embodiments, while the contact is located at the second location on the touch-sensitive surface, the device plays back (958) the content at the second scrubbing rate. In some embodiments, while the contact is located at the second location on the touch-sensitive surface, the device displays (959) an indicator of the second scrubbing rate. (e.g., “quarter speed scrubbing” 5116-7 in FIG. 5II)

In some embodiments, the device detects (960) movement of the contact across the touch-sensitive surface to a third location on the touch-sensitive surface that corresponds to a third location on the display outside the predefined area that includes the progress icon.

In some embodiments, operations 961-965, discussed below, are performed while the contact is located (961) at the third location on the touch-sensitive surface. In some embodiments, the device determines (962) a third current offset distance in accordance with a detected amount of the second component of movement of the contact. In some embodiments, the device moves (963) the current position within the content at a third scrubbing rate.

For example, in FIG. 5JJ the device detects a contact 5108-a-8 in a first predefined region 5004. The contact moves 5106-b-8 to a new contact location 5108-b-8 that is outside of the predefined region. In response to continuing to detect the contact, the device determines a current offset distance 5120-8 and moves the current position within the content indicated by the progress icon 5110-8 to a new location at a third scrubbing rate that is based at least in part on the third current offset distance (e.g., a “quarter speed scrubbing” rate 5116-8). The direction of the movement is determined by the location of the contact with respect to the boundary 5124-8 on the touch sensitive surface. In this example, the boundary is a dynamic vertical boundary and the contact 5108-b-8 is positioned on the right side 5126-8 of the boundary. However, it should be understood that this is merely exemplary, and the boundary could be fixed or dynamic; the boundary could also be horizontal or vertical; and the contact could be on the right or the left (for a vertical boundary) or above or below (for a horizontal boundary), as variously described in FIGS. 5DD-5GG.

In some embodiments, the third scrubbing rate is less than the second scrubbing rate when the third current offset distance is greater than the second current offset distance (964). In some embodiments, the third scrubbing rate is greater than the second scrubbing rate when the third current offset distance is less than the second current offset distance (965), as shown in FIGS. 5II and 5JJ. For example, if the contact 5108-b-7 in FIG. 5II and the contact 5108-b-8 in FIG. 5JJ are each maintained on the touch screen display for the same amount of time (e.g., thirty seconds), the current position in the content will move further along in the content when the offset distance is the third current offset distance (e.g., 5120-8 in FIG. 5HH) than when the offset distance is the second current offset distance (e.g., 5120-7 in FIG. 5II), because the second current offset distance (e.g., 5120-7 in FIG. 5II) is greater than the third current offset distance (e.g., 5120-8 in FIG. 5HH).

In some embodiments, while the contact is located at the first location on the touch-sensitive surface (966), the device stops (967) movement of the current position within the content when the progress icon moves along the first predefined direction by an amount equal to the first component of movement of the contact on the touch-sensitive surface multiplied by a first proportionality factor. For a touch screen display, the proportionality factor will typically be greater than 0 and less than 1. In some embodiments, while the contact is located at the second location on the touch-sensitive surface (968), the device stops (969) movement of the current position within the content when the progress icon moves along the first predefined direction by an amount equal to the first component of movement of the contact on the touch-sensitive surface multiplied by a second proportionality factor that is greater than 0 and less than the first proportionality factor.

In some embodiments, the device detects (970) a break in the contact (e.g., detecting lift off of the contact), and in response to detecting the break in the contact, the device stops (971) movement of the current position within the content. For example if a user is scrubbing through a set of images, the scrubbing would stop when the user lifted the contact from the touch-sensitive surface. In some embodiments, the device detects a break in the contact (972) (e.g., detecting lift off of the contact), and in response to detecting the break in the contact, the device plays back (973) the content at the playback speed (at the adjusted/updated/then current position within the content). For example if the user is scrubbing through a set of images, the scrubbing continues at the current rate when the user lifts the contact (e.g., allowing the user to set a speed for a slideshow). As another example, if a user is scrubbing through an audio file (e.g., song), when the user lifts off the contact, the device begins to play the audio file (e.g., song) at a normal playback speed for the audio content (e.g., the speed at which the song was recorded).

Although the preceding examples have been given with reference to a touch screen display. In some embodiments the display and the touch-sensitive surface are separate, as discussed in greater detail above with reference to FIG. 5P.

FIGS. 10A-10G are flow diagrams illustrating a method 1000 of scrolling in accordance with some embodiments. The method is performed at an electronic device with a display and a touch-sensitive surface. In some embodiments, the touch-sensitive surface is on the display. In other words, the display is a touch screen display (e.g., 112, FIG. 2). In some embodiments the touch-sensitive surface is separate from the display (e.g., display 5042 and touch-sensitive surface 5044 in FIG. 5P). In some embodiments, the method is performed at a portable multifunction device with a touch screen display (e.g., portable multifunction device 100). Some operations in the method may be combined and/or the order of some operations may be changed.

As described below, the method 1000 provides an intuitive way to change the current position within content at a variable scrubbing rate using a display and a touch-sensitive surface. The method reduces the cognitive burden on a user when scrubbing through content, thereby creating a more efficient human-machine interface. For battery-operated computing devices, enabling a user to change the current position within content faster and more efficiently conserves power and increases the time between battery charges.

The device displays (1001) a progress icon (e.g., 5002 in FIG. 5A) in a first predefined area (e.g., 5004 in FIG. 5A) on the display (e.g., 112 in FIG. 5A), wherein the progress icon is configured to move in a first predefined direction (e.g., 5006 in FIG. 5A or 5006 in FIG. 5H) on the display. For example, if the first predefined direction is horizontal (e.g., 5006 in FIG. 5A), then the progress icon can only move to the right and to the left. If the first predefined direction is vertical (e.g., 5006 in FIG. 5H), then the progress icon can only move up and down.

In some embodiments, the progress icon is (1002) a thumb icon (e.g., 5002 in FIG. 5A) in a scroll bar. In some embodiments, the progress icon is (1003) an end of a bar (e.g., 5011 in FIG. 5C). In some embodiments, the end of the bar moves in accordance with the current position in the content.

In some embodiments, the first predefined direction is (1004) a horizontal direction (e.g., 5006 in FIG. 5A) on the display. In some embodiments, the first predefined direction is (1005) a vertical direction (e.g., 5006 in FIG. 5H) on the display.

Content is provided (1006) with the electronic device.

In some embodiments, providing content includes playing back (1007) audio content (e.g., a voice mail, music, audio book, podcast, or other audio recording). For example, in FIG. 5A, a podcast is provided with the device. In some embodiments, providing content includes playing back (1008) video content (e.g., a movie, television show, web video, slideshow, or animation). For example, in FIG. 5E a movie 5018 is provided with the device. In some embodiments, providing content includes displaying (1009) an electronic document (e.g., an electronic book, web page, PDF file, word processing document, presentation, or spreadsheet). For example, in FIG. 5H a play is provided with the device.

The device indicates (1010) a current position within the content with the progress icon. In some embodiments, providing content with the electronic device includes (1011) playing back content with the electronic device at a playback speed prior to detecting movement of the contact across the touch-sensitive surface. In some embodiments, indicating a current position within the content with the progress icon includes (1012) indicating a current playback position within the content with the progress icon.

Operations 1014-1069, discussed below, are performed while providing (1013) the content with the electronic device:

The device detects (1014) a contact with the touch-sensitive surface at a location that corresponds to the progress icon. In some embodiments, detecting contact with a location that corresponds to the first predefined area that includes the progress icon is sufficient. (e.g., the contact may be anywhere in the predefined region rather than exactly at the location that corresponds to the predefined icon). In some embodiments, the contact is (1015) a finger contact (e.g., 202 in FIG. 2). In some embodiments, the contact is (1016) a stylus contact (e.g., 203 in FIG. 2).

In some embodiments, in response to detecting (1017) the contact at a location on the touch-sensitive surface that corresponds to a location in the first predefined area, the device moves (1018) the progress icon to a position on the display that corresponds to the location of the contact on the touch-sensitive surface. For example, for a touch screen display, moving the progress icon to a position associated with the contact upon detecting the contact with the predefined area. For example, in FIG. 5A, a device with a touch screen display detects a contact 5010 with the touch screen display in the predefined area 5004 that contains the progress icon 5002 and then moves the progress icon 5002 to a position in the display that corresponds to the position of the contact 5010, as shown in FIG. 5B.

In some embodiments, the device displays (1019) a scroll bar (e.g., 5012 in FIG. 5B) in the first predefined area (e.g., 5004 in FIG. 5B) on the display. In some embodiments, after detecting the contact (e.g., 5010 in FIG. 5B) with the touch-sensitive surface at the location that corresponds to the progress icon on the display, the device displays (1020) an expanded portion of the scroll bar (e.g., 5014 in FIG. 5C). In some embodiments, detecting contact with the touch sensitive surface at any location that corresponds to a location in the first predefined area on the display that includes the progress icon is sufficient. In some embodiments, the display of the expanded portion of the scroll bar replaces (1021) the display of the scroll bar (e.g., the expanded portion of the scroll 5014 bar shown in FIG. 5C replaces the scroll bar 5012 shown in FIG. 5B).

In some embodiments, the expanded portion of the scroll bar is displayed in response to detecting the contact with the touch-sensitive surface at the location that corresponds to the progress icon. In some embodiments, the expanded portion of

the scroll bar is displayed after contact is detected at the location that corresponds to the progress icon for at least a predetermined time period (e.g., 0.5-1.0 seconds.) In some embodiments, the device displays (1022) a signal intensity (e.g., 5016 in FIG. 5D) within the expanded portion of the scroll bar (e.g., if the content contains audio, displaying a waveform of the audio intensity that corresponds to the audio content within the expanded portion of the scroll bar).

In some embodiments, the expanded portion of the scroll bar is representative of the full extent of the provided content. In other embodiments, the expanded portion of the scroll bar is representative of only a portion of the provided content. For example, if a user is listening to a 10 minute long song on a device with a touch sensitive display, the device initially displays a scroll bar that is representative of the entire ten minute song (e.g., a first end of the bar corresponds to the beginning of the song and a second end of the bar corresponds to the end of the song.) In this example, when the device detects a contact in the predefined area, the device will present the user with an expanded portion of the scroll bar that is representative a two minute segment of the song (e.g., the expanded portion of the scroll bar corresponds to one minute of the content on either side of the current location of the detected contact). In some embodiments the scrolling rate is variable over the length of the scroll bar (e.g., the scrolling rate is slow near the contact and fast near the ends of the scroll bar, which provides the user with fine control over content near the contact while still allowing the user to scrub to an end of the content by moving the contact to the end of the scroll bar). The user may then move the contact along the expanded scroll bar to move the progress icon to a location corresponding to a position in the content, as described in greater detail below.

In some embodiments, the device displays (1023) representative images (e.g., 5020-a, 5020-b, 5020-c, 5020-d, 5020-e in FIG. 5F) from the content within the expanded portion of the scroll bar (e.g., if the content contains video, displaying images that corresponds to the video content within the expanded portion of the scroll bar). For example, a user is watching a movie (e.g., 5018 FIG. 5E), and makes contact 5022-a with the progress icon 5002. In this example, in response to the contact, the device displays frames from the video (e.g., 5020-a, 5020-b, 5020-c, 5020-d, 5020-e in FIG. 5F), and the user slides the contact to 5022-b, moving progress icon to a location associated with an image 5020-d from the content that is displayed in the expanded portion of the scroll bar. In this example, when the user releases contact, the video content begins playing at the point associated with the progress icon at a normal playback speed.

In some embodiments, the device displays (1024) representative text from the content within the expanded portion of the scroll bar. (e.g., displaying chapter or section headings that corresponds to the content within the expanded portion of the scroll bar). For example, a user is reading a play (e.g., 5024 FIG. 5H) on a device with a touch sensitive display and makes contact 5026-a with a progress icon 5028. In this example, in response to detecting the contact with the progress icon, the device displays text from the content (e.g., "Act I" 5028-a, "Act II" 5028-b, "Act III" 5028-c, "Act IV" 5028-d and/or "Act V" 5028-e in FIG. 5I) within the expanded portion of the scroll bar. It should be noted in this example, that because the scroll bar is vertical, the first predefined direction 5006 is along the vertical axis of the electronic device (e.g., parallel to the scroll bar). In some embodiments, a user scrubs through the content by moving the contact in a direction along the first predefined direction 5006. For

example, to advance to a later act in the play, the user may move the contact 5026-a along the touch screen device to a new contact location 5026-b.

The device detects (1025) movement (e.g., 5130-b-1 in FIG. 51K) of the contact (e.g., 5132-b-1 in FIG. 5KK) across the touch-sensitive surface to a location on the touch-sensitive surface that corresponds to a second predefined area (e.g., 5134-a in FIG. 5KK) on the display outside the first predefined area (e.g., 5004 in FIG. 5KK). In some embodiments, movement of the contact includes (1026) a first component (e.g., 5136-1 in FIG. 5KK) of movement of the contact on the touch-sensitive surface in a direction corresponding to movement on the display parallel to the first predefined direction (e.g., 5006 in FIG. 5KK). In some embodiments, the first predefined area contains a progress icon (e.g., 5140-1 in FIG. 5KK).

Operations 1028-1031, discussed below, are performed while the contact is located (1027) in an area on the touch-sensitive surface that corresponds to the second predefined area (e.g., 5134-a in FIG. 5KK) on the display. The device moves (1028) the current position within the content at a first scrubbing rate. In some embodiments, the first scrubbing rate is a predetermined rate (1029).

In some embodiments, while the contact is located in the area on the touch-sensitive surface that corresponds to the second predefined area on the display, the device plays back (1030) the content at the first scrubbing rate. In some embodiments, while the contact is located in the area on the touch-sensitive surface that corresponds to the second predefined area on the display, the device displays (1031) an indicator of the first scrubbing rate. (e.g., "half speed scrubbing" 5148-1 in FIG. 5KK).

In some embodiments, the device moves (1032) the current position forward within the content when the location of the contact on the touch-sensitive surface corresponds to a location on the display that is on a first side (e.g., 5144-1 in FIG. 5KK) of a boundary (e.g., 5142-1 in FIG. 5KK). In some embodiments, the device moves (1033) the current position backward within the content when the location of the contact on the touch-sensitive surface corresponds to a location on the display that is on a second side (e.g., 5146-1 in FIG. 5KK) of the boundary opposite the first side. The boundary is typically not displayed on the display (e.g., a touch screen display).

In some embodiments, the boundary is a dynamic vertical boundary (e.g., 5142-2 in FIG. 5LL) running through the progress icon (1034), the first predefined direction is a horizontal direction (e.g., 5006 in FIG. 5LL) on the display (1035), the first side is to the right (e.g., 5144-2 in FIG. 5LL) of the boundary (1036), and the second side is to the left (e.g., 5146-2 in FIG. 5LL) of the boundary (1037). In other words, the boundary moves horizontally as the progress icon moves on the touch screen display.

For example, in FIG. 5LL, the device detects a contact 5132-a-2 in a first predefined region 5004. The contact moves (e.g., 5130-b-2 or 5130-c-2) to a new contact location (e.g., 5132-b-2 or 5132-c-2) in a second predefined region (e.g., 5134-a in FIG. 5LL). In response to continuing to detect the contact, the device moves the current position within the content indicated by the progress icon 5140-2 to a new location at a scrubbing rate associated with the second predefined region (e.g., a "half speed scrubbing" rate 5148-2). The direction of the movement is determined by the location of the contact with respect to the boundary 5142-2 on the touch sensitive surface. For example, if the contact (e.g., 5132-b-2) is positioned on the right side 5144-2 of the boundary 5142-2 then the current position within the content moves forward, as indicated by the progress icon moving to the right. Alterna-

tively, if the contact (e.g., **5132-c-2**) is positioned on the left side **5146-2** of the boundary **5142-2**, then the current position within the content moves backward, as indicated by the progress icon moving to the left. It should be understood that, in this example, as the progress icon **5140-2** moves, the vertical boundary **5142-2** moves.

In some embodiments, the boundary is a vertical boundary (e.g., **5142-3** in FIG. **5MM**) running through the middle of the display (**1038**) (or other fixed position on the display), the first predefined direction is a horizontal direction (e.g., **5006** in FIG. **5MM**) on the display (**1039**), the first side is to the right (e.g., **5144-3** in FIG. **5MM**) of the boundary (**1040**), and the second side is to the left (e.g., **5146-3** in FIG. **5MM**) of the boundary (**1041**).

For example, in FIG. **5MM** the device detects a contact **5132-a-3** in a first predefined region **5004**. The contact moves (e.g., **5130-b-3** or **5130-c-3**) to a new contact location (e.g., **5132-b-3** or **5132-c-3**) in a second predefined region (e.g., **5134-a** in FIG. **5KK**). In response to continuing to detect the contact, the device moves the current position within the content indicated by the progress icon **5140-3** to a new location at a scrubbing rate associated with the second predefined region (e.g., a “half speed scrubbing” rate **5148-3**). The direction of the movement is determined by the location of the contact with respect to the boundary **5142-3** on the touch sensitive surface. For example, if the contact (e.g., **5132-b-3**) is positioned on the right side **5144-3** of the boundary **5142-3** then the current position within the content moves forward, as indicated by the progress icon moving to the right. Alternatively, if the contact (e.g., **5132-c-3**) is positioned on the left side **5146-3** of the boundary **5142-3**, then the current position within the content moves backward, as indicated by the progress icon moving to the left. It should be understood that, in this example, the vertical boundary **5142-3** remains in a fixed location (e.g., the center of the display).

In some embodiments, the boundary is a dynamic horizontal boundary (e.g., **5142-4** in FIG. **5NN**) running through the progress icon (**1042**), the first predefined direction is a vertical direction (e.g., **5006** in FIG. **5NN**) on the display (**1043**), the first side is below (e.g., **5144-4** in FIG. **5NN**) the boundary (**1044**), and the second side is above (e.g., **5146-4** in FIG. **5NN**) the boundary (**1045**). In other words, the boundary moves vertically as the progress icon moves on the touch screen display.

For example, in FIG. **5NN**, the device detects a contact **5132-a-4** in a first predefined region **5004**. The contact moves (e.g., **5130-b-4** or **5130-c-4**) to a new contact location (e.g., **5132-b-4** or **5132-c-4**) in a second predefined region (e.g., **5134-a** in FIG. **5KK**). In response to continuing to detect the contact, the device moves the current position within the content indicated by the progress icon **5140-4** to a new location at a scrubbing rate associated with the second predefined region (e.g., a “half speed scrubbing” rate **5148-4**). The direction of the movement is determined by the location of the contact with respect to the boundary **5142-4** on the touch sensitive surface. For example, if the contact (e.g., **5132-b-4**) is positioned below **5144-4** the boundary **5142-4** then the current position within the content moves forward, as indicated by the progress icon moving down. Alternatively, if the contact (e.g., **5132-c-4**) is positioned above **5146-4** of the boundary **5142-4**, then the current position within the content moves backward, as indicated by the progress icon moving up. It should be understood that, in this example, as the progress icon **5140-4** moves, the horizontal boundary **5142-4** moves.

In some embodiments, the boundary is a horizontal boundary (e.g., **5142-5** in FIG. **5OO**) running through the middle of

the display (**1046**) (or other fixed position on the display), the first predefined direction is a vertical direction (e.g., **5006** in FIG. **5OO**) on the display (**1047**) the first side is below (e.g., **5144-5** in FIG. **5OO**) the boundary (**1048**), and the second side is above (e.g., **5146-5** in FIG. **5OO**) the boundary (**1049**).

For example, in FIG. **5OO**, the device detects a contact **5132-a-5** in a first predefined region **5004**. The contact moves (e.g., **5130-b-5** or **5130-c-5**) to a new contact location (e.g., **5132-b-5** or **5132-c-5**) in a second predefined region (e.g., **5134-a** in FIG. **5KK**). In response to continuing to detect the contact, the device moves the current position within the content indicated by the progress icon **5140-5** to a new location at a scrubbing rate associated with the second predefined region (e.g., a “half speed scrubbing” rate **5148-5**). The direction of the movement is determined by the location of the contact with respect to the boundary **5142-5** on the touch sensitive surface. For example, if the contact (e.g., **5132-b-5**) is positioned below **5144-5** the boundary **5142-5**, then the current position within the content moves forward, as indicated by the progress icon moving down. Alternatively, if the contact (e.g., **5132-c-5**) is positioned above **5146-5** of the boundary **5142-5**, then the current position within the content moves backward, as indicated by the progress icon moving up. It should be understood that, in this example, the horizontal boundary **5142-5** remains in a fixed location (e.g., at the center of the display).

As an example of moving the content while detecting contact, in FIG. **5PP** the device detects a contact **5132-a-6** in the first predefined region **5004**. The contact moves **5130-b-6** to a second predefined region **5134-a**. In response to continuing to detect the contact in the second predefined region **5134-a**, the device moves the current position within the content (indicated by progress icon **5140-6**) to a new position within the content at a first scrubbing rate (e.g., a scrubbing rate associated with the second predefined area such as “half speed scrubbing rate” **5148-2**). The direction of the movement is determined by the location of the contact with respect to the boundary **5142-6** on the touch sensitive surface. In this example, the boundary is a dynamic vertical boundary and the contact **5132-b-6** is positioned on the right side **5144-6** of the boundary, and thus the current position in the content moves forwards. However, it should be understood that this is merely exemplary, and the boundary could be fixed or dynamic; the boundary could also be horizontal or vertical; and the contact could be on the right or the left (for a vertical boundary) or above or below (for a horizontal boundary), as variously described in FIGS. **5LL-5OO**.

The device detects (**1050**) movement of the contact across the touch-sensitive surface to a location on the touch-sensitive surface that corresponds to a third predefined area (e.g., **5134-b** in FIG. **5QQ**) on the display outside the first predefined (e.g., **5004** in FIG. **5QQ**) area and the second predefined area (e.g., **5134-c** in FIG. **5QQ**). In some embodiments, the progress icon is farther from the third predefined area than from the second predefined area (**1051**).

Operations **1053-1057**, discussed below, are performed while the contact is located (**1052**) in an area on the touch-sensitive surface that corresponds to the third predefined area on the display. The device moves (**1053**) the current position within the content at a second scrubbing rate.

For example, in FIG. **5QQ**, the device detects a contact **5132-a-7** in the first predefined region **5004**. The contact moves **5130-b-7** to a third predefined region **5134-b**. In response to continuing to detect the contact in the third predefined region **5134-b**, the device moves the current position within the content (indicated by progress icon **5140-7**) to a new position within the content at a second scrubbing rate

(e.g., a scrubbing rate associated with the third predefined area such as “quarter speed scrubbing” rate **5148-7**). The direction of the movement is determined by the location of the contact with respect to the boundary **5142-7** on the touch sensitive surface. In this example, the boundary is a dynamic vertical boundary and the contact **5132-b-7** is positioned on the left side **5146-7** of the boundary, and thus the current position in the content moves backwards. However, it should be understood that this is merely exemplary, and the boundary could be fixed or dynamic; the boundary could also be horizontal or vertical; and the contact could be on the right or the left (for a vertical boundary) or above or below (for a horizontal boundary), as variously described in FIGS. **5LL-5OO**.

In some embodiments, the second scrubbing rate is less than the first scrubbing rate (**1054**). For example, if the contact **5132-b-6** in FIG. **5PP** and the contact **5132-b-7** in FIG. **5QQ** are each maintained on the touch screen display for the same amount of time (e.g., thirty seconds), the current position in the content will move further along in the content when the contact is in the second predefined area (e.g., **5134-a** in FIG. **5PP**) than when the contact is in the third predefined area (e.g., **5134-b** in FIG. **5QQ**). In some embodiments, the second scrubbing rate is a predetermined rate (**1055**).

In some embodiments, while the contact is located in the area on the touch-sensitive surface that corresponds to the third predefined area on the display, the device plays back (**1056**) the content at the second scrubbing rate. In some embodiments, while the contact is located in the area on the touch-sensitive surface that corresponds to the third predefined area on the display, the device displays (**1057**) an indicator of the second scrubbing rate. (e.g., “quarter speed scrubbing” **5148-7** in FIG. **5QQ**)

In some embodiments, while the contact is located (**1058**) in the area on the touch-sensitive surface that corresponds to the second predefined area on the display, the device stops (**1059**) movement of the current position within the content when the progress icon moves along the first predefined direction by an amount equal to the first component of movement of the contact on the touch-sensitive surface multiplied by a first proportionality factor. For a touch screen display, the proportionality factor will typically be greater than 0 and less than 1. In some embodiments, while the contact is located (**1060**) in the area on the touch-sensitive surface that corresponds to the third predefined area on the display, the device stops (**1061**) movement of the current position within the content when the progress icon moves along the first predefined direction by an amount equal to the first component of movement of the contact on the touch-sensitive surface multiplied by a second proportionality factor that is greater than 0 and less than the first proportionality factor.

In some embodiments, the device detects (**1062**) movement of the contact across the touch-sensitive surface to a location on the touch-sensitive surface that corresponds to a fourth predefined area on the display outside the first predefined area, the second predefined area, and the third predefined area. In some embodiments, the progress icon is farther from the fourth predefined area than from the third predefined area (**1063**). In some embodiments, while the contact is located in an area on the touch-sensitive surface that corresponds to the fourth predefined area on the display, the device moves (**1064**) the current position within the content at a third scrubbing rate. In some embodiments, the third scrubbing rate is less than the second scrubbing rate (**1065**).

For example, in FIG. **5RR** the device detects a contact **5132-a-8** in the first predefined region **5004**. The contact moves **5130-b-8** to a fourth predefined region **5134-c**. In response to continuing to detect the contact in the fourth

predefined region **5134-c**, the device moves the current position within the content (indicated by progress icon **5140-8**) to a new position within the content at a second scrubbing rate (e.g., a scrubbing rate associated with the fourth predefined area such as “fine scrubbing” rate **5148-8**). The direction of the movement is determined by the location of the contact with respect to the boundary **5142-8** on the touch sensitive surface. In this example, the boundary is a dynamic vertical boundary and the contact **5132-b-8** is positioned on the right side **5144-8** of the boundary, and thus the current position in the content moves forward. However, it should be understood that this is merely exemplary, and the boundary could be fixed or dynamic; the boundary could also be horizontal or vertical; and the contact could be on the right or the left (for a vertical boundary) or above or below (for a horizontal boundary), as variously described in FIGS. **5LL-5OO**.

In some embodiments, the device detects (**1066**) a break in the contact (e.g., detecting lift off of the contact). In response to detecting the break in the contact, the device stops (**1067**) movement of the current position within the content. For example if a user is scrubbing through a set of images, the scrubbing stops when the user lifts the contact from the touch-sensitive surface. In some embodiments, the device detects (**1068**) a break in the contact (e.g., detecting lift off of the contact). In response to detecting the break in the contact, the device plays back the content at the playback speed (e.g., at the adjusted/updated/then current position within the content). For example if the user is scrubbing through a set of images, the scrubbing continues at the current rate when the user lifts the contact (e.g., allowing the user to set a speed for a slideshow). As another example, if a user is scrubbing through an audio file (e.g., song), when the user lifts off the contact, the device begins to play the audio file (e.g., song) at a normal playback speed for the audio content (e.g., the speed at which the song was recorded).

Although the preceding examples have been given with reference to a touch screen display. In some embodiments the display and the touch-sensitive surface are separate, as discussed in greater detail above with reference to FIG. **5P**.

FIGS. **11A-11D** are flow diagrams illustrating a method **1100** of scrubbing through content at a variable scrubbing rate in accordance with some embodiments. The method is performed at an electronic device with a display and a touch-sensitive surface. In some embodiments, the touch-sensitive surface is on the display. In other words, the display is a touch screen display (e.g., **112**, FIG. **2**). In some embodiments the touch-sensitive surface is separate from the display (e.g., display **5042** and touch-sensitive surface **5044** in FIG. **5P**). In some embodiments, the method is performed at a portable multifunction device with a touch screen display (e.g., portable multifunction device **100**). Some operations in the method may be combined and/or the order of some operations may be changed.

As described below, the method **1100** provides an intuitive way to change the current position within content at a variable scrubbing rate using a display and a touch-sensitive surface. The method reduces the cognitive burden on a user when scrubbing through content, thereby creating a more efficient human-machine interface. For battery-operated computing devices, enabling a user to change the current position within content faster and more efficiently conserves power and increases the time between battery charges.

At an electronic device with a display and a touch-sensitive surface, content is provided with the electronic device. Operations **1102** through **1146** are performed while providing the content with the electronic device. The device displays (**1102**) a progress icon (e.g., **5150-1** in user interface **400SS** in

FIG. 5SS) in a predefined area (e.g., 5152 in FIG. 5SS) on the display. The progress icon (e.g., 5150-1 in FIG. 5SS) indicates a current position within the content and is configured to move within a predefined path (e.g., the progress icon can only move within the scroll bar 5154 in FIG. 5SS) on the display. The predefined path includes two endpoints (e.g., 5156 and 5158 in FIG. 5SS) and has a primary axis (e.g., 5160 in FIG. 5SS). In some embodiments the progress icon (e.g., 5150-1 in FIG. 5SS) is configured to move along the predefined path in a first predefined direction. If the first predefined direction is horizontal, then the progress icon can only move to the right and to the left. If the first predefined direction is vertical, then the progress icon can only move up and down. In some embodiments the progress icon is (1104) a thumb icon (e.g., 5150-1 in FIG. 5SS) in a scroll bar (e.g., 5154 in FIG. 5SS). In some embodiments, the progress icon is (1106) an end of a bar (e.g., 5011 in FIG. 5C).

The device detects (1108) a contact (e.g., 5162-1 in FIG. 5SS) with the touch-sensitive surface (e.g., touch screen 112). In some embodiments, the device detects a contact with the touch-sensitive surface at a location that corresponds to the progress icon. In some embodiments, detecting contact with a location that corresponds to the predefined area that includes the progress icon is sufficient (e.g., the contact may be anywhere in the predefined region rather than exactly at the location that corresponds to the predefined icon).

The device detects (1110) movement (e.g., 5164 in FIG. 5SS) of the contact. The device detects (1112) a scrubbing component (e.g., 5166 in FIG. 5SS) of the movement of the contact that corresponds to movement on the display parallel to the primary axis (e.g., 5160 in FIG. 5SS) of the predefined path.

The device moves (1114) a current position of the progress icon in accordance with the scrubbing component (e.g., 5166 in FIG. 5SS) of the movement of the contact, and moves the current position in the content in accordance with the current position of the progress icon. For example, in FIGS. 5SS and 5TT, the first contact position (e.g., 5162-1 in FIG. 5SS) is moved to a second position (e.g., 5162-2 in FIG. 5TT), and the progress icon 5150 is moved from a first position (e.g., 5150-1 in FIG. 5SS) to a second position (e.g., 5150-2 in user interface 400TT in FIG. 5TT) in accordance with the scrubbing component of movement (e.g., 5166 in FIG. 5TT). In some embodiments, the movement of the current position of the progress icon is equal to an uncompensated scrubbing distance (e.g., 5167 in FIG. 5TT).

The device detects (1116) a pause in movement of the contact at a contact pause location (e.g., 5162-2 in FIG. 5TT) that corresponds to an icon pause location (e.g., 5150-2 in FIG. 5TT) of the progress icon. In some embodiments, the pause is detected after prior movement of the contact. In some embodiments, the pause is detected after an initial contact with no associated movement. In some embodiments, detecting the pause in movement of the contact includes (1118) detecting movement of the contact that is below a predefined threshold (e.g., movement below a movement speed such as 20-30 pixels per half-second for a touch contact for a predetermined period of time).

In response to detecting the pause in movement of the contact, (e.g., a pause after initial movement or pause after initial contact), the device determines (1120) positions of two detailed scrubbing boundaries (e.g., 5168 and 5170 in FIG. 5TT) on the display. For example, in some embodiments, a user moves a contact on the touch sensitive surface to move the progress icon and then pauses at a contact pause location on the touch sensitive surface to enter a detailed scrubbing mode, as described in greater detail below. In other embodi-

ments, the user places a contact on the touch sensitive surface and does not move the contact for a predetermined period of time (e.g., 2 seconds) and the device enters a detailed scrubbing mode, as described in greater detail below (e.g., the initial location of the contact becomes the contact pause location).

In some embodiments, an indication of the detailed scrubbing boundaries is displayed on the touch screen. However it should be understood that, in some embodiments, no indication of the detailed scrubbing boundaries is displayed and the positions of the detailed scrubbing boundaries are determined for calculating the movement of the progress icon but are not displayed on the display.

The detailed scrubbing boundaries are determined at least in part based on a predefined distance from the icon pause location (e.g., 50 pixels on either side of the icon pause location 5150-2 in FIG. 5TT). In some embodiments, the detailed scrubbing boundaries are two lines (e.g., 5168 and 5170 in FIG. 5TT) that are perpendicular to the first predefined direction and are located a predefined distance away from and on opposite sides of the icon pause location (e.g., 5150-2 in FIG. 5TT). After determining the positions of the two detailed scrubbing boundaries, the device detects (1122) movement (e.g., 5172 in FIG. 5UU) of the contact from the contact pause location (e.g., 5162-2 in FIG. 5TT) to a current contact location (e.g., 5162-3 in FIG. 5UU). The device detects the scrubbing component (e.g., 5174 in FIG. 5UU) of movement of the contact from the contact pause location. The scrubbing component corresponds to an uncompensated scrubbing distance (e.g., 5176 in FIG. 5UU) on the display.

In response (1124) to detecting the scrubbing component: when the uncompensated scrubbing distance (e.g., 5176 in FIG. 5WW) corresponds to a position on the display between the two detailed scrubbing boundaries (e.g., 5168 and 5170 in FIG. 5WW) and between the two endpoints (e.g., 5156 and 5158 in FIG. 5WW) of the predefined path, the device moves (1126) the current position of the progress icon (e.g., 5150-3 in user interface 400WW in FIG. 5WW) by a distance (e.g., 5182 in FIG. 5WW) less than the uncompensated scrubbing distance (e.g., 5176 in FIG. 5WW); and, when the uncompensated scrubbing distance (e.g., 5184 in FIG. 5XX) corresponds to a position on the display outside the two detailed scrubbing boundaries and between the two endpoints (e.g., 5156 and 5158 in FIG. 5XX) of the predefined path, the device moves (1126) the current position of the progress icon (e.g., 5150-4 in user interface 400XX in FIG. 5XX) by a distance equal to the uncompensated scrubbing distance (e.g., 5184 in FIG. 5XX).

As one example of moving (1126) the progress icon less than the uncompensated scrubbing distance, when a respective boundary (e.g., 5170 in FIG. 5TT) is 50 pixels away from the current location of the progress icon (e.g., 5150-2 in FIG. 5TT) horizontally on the display and 50 pixels away from the current location of the contact (e.g., 5162-2 in FIG. 5TT) horizontally on the display, the device detects a horizontal component of movement of the contact from the current location of the contact to the detail scrubbing boundary (e.g., 5170 in FIG. 5SS). In response to detecting the first 10 pixels of the horizontal component of movement of the contact towards the detail scrubbing boundary, the device moves the progress icon 2 pixels on the display in the direction of movement of the contact; in response to detecting the second 10 pixels of the horizontal component of movement of the contact towards the detail scrubbing boundary, the device moves the progress icon 3 pixels on the display in the direction of movement of the contact; in response to detecting the third 10 pixels of the horizontal component of movement of the con-

tact towards the detail scrubbing boundary, the device moves the progress icon 5 pixels on the display in the direction of movement of the contact; and, in response to detecting the last 20 pixels of the horizontal component of movement of the contact towards the detail scrubbing boundary, the device moves the progress icon 40 pixels on the display in the direction of movement of the contact. In other words, in this example, in response to the first 30 pixels of movement of the contact, the device moves the progress icon only 10 pixels (e.g., the progress icon moves more slowly than the contact), while in the last 20 pixels of movement of the contact, the device moves the progress icon 40 pixels (e.g., the progress icon moves more quickly than the contact). Thus, in this example, where the initial contact location and the initial progress icon location are the same location, over the course of the movement from the initial contact position to a position at (or beyond) the detail scrubbing boundary, the progress icon initially lags the contact, but catches up with the contact by the time the contact reaches the detail scrubbing boundary.

In some embodiments, the device detects (1128) a predefined condition prior to moving the progress icon (e.g., 5150-3 in user interface 400UU in FIG. 5UU) by a distance equal to the uncompensated scrubbing distance. In some embodiments the predefined condition includes (1130) that the progress icon is less than a predefined distance from the respective detail scrubbing boundary (e.g., 5170 in FIG. 5UU) and that the progress icon is moving below a predefined speed (e.g., progress icon is slowly approaching a boundary, such as detailed scrubbing boundary 5170 in FIG. 5UU). In some embodiments, the predefined condition includes (1132) that the progress icon is moving below a predefined speed.

In some embodiments, in response to detecting the predefined condition, the device changes (1134) the position of a respective detail scrubbing boundary (e.g., 5170 in FIG. 5VV). In some embodiments, changing the position of the respective detail scrubbing boundary includes (1136) moving both of the detail scrubbing boundaries (e.g., 5168 and 5170 in FIG. 5VV) such that the detail scrubbing boundaries (e.g., 5178 and 5180 respectively in FIG. 5VV) are equidistant from the progress icon (e.g., 5150-3 in user interface 400VV in FIG. 5VV). For example, in some embodiments, when the user pauses moving the progress icon, the detail scrubbing area (e.g., the area between the two detailed scrubbing boundaries 5178 and 5180 in FIG. 5VV) is recentered (e.g., shifted such that the boundaries are equidistant from the progress icon) around the current location of the progress icon (e.g., 5150-3 in user interface 400VV in FIG. 5VV). In other words, as the contact begins to approach one of the detailed scrubbing boundaries, if the device determines that the user wants to remain in detailed scrubbing mode (e.g., by detecting that the contact is still moving slowly), then the device moves the scrubbing boundary so that the device remains in detailed scrubbing mode.

In some embodiments, the positions of the detailed scrubbing boundaries are maintained (1138), and the device moves the current position of the progress icon as follows: when the uncompensated scrubbing distance is less than the predefined distance, the device moves (1140) the current position of the progress icon by a distance (e.g., 5182 in FIG. 5WW) that is less than the uncompensated scrubbing distance (e.g., 5176 in FIG. 5WW); and, when the uncompensated scrubbing distance (e.g., 5184 in FIG. 5XX) is greater than the predefined distance, the device moves (1140) the current position of the progress icon by a distance (e.g., 5184 in FIG. 5XX) that is equal to the uncompensated scrubbing distance.

In some embodiments, a respective detail scrubbing boundary of the detail scrubbing boundaries is located (1142)

beyond a respective endpoint of the predefined path. For example, the boundary 5186 is located beyond an endpoint 5158 of the progress bar 5154 in FIG. 5YY. In such embodiments, in response (1144) to detecting the scrubbing component of movement (e.g., detecting contact 5189 in the predefined region 5152 and movement 5190 of the contact 5189-1, as illustrated in FIG. 5YY), the device moves the current position of the progress icon such that: when (1146) the uncompensated scrubbing distance (e.g., 5192 in FIG. 5YY) resulting from movement of the contact from an initial contact location 5189-1 in FIG. 5YY to a current contact location 5189-2 in FIG. 5ZZ) corresponds to a position on the display between the two detailed scrubbing boundaries (e.g., 5186 and 5188 in FIG. 5YY) and beyond the respective endpoint (e.g., 5158 in FIG. 5YY) of the predefined path, the device moves (e.g., from 5150-5 in FIG. 5YY to 5150-6 in user interface 400ZZ in FIG. 5ZZ) the current position of the progress icon a distance (e.g., 5194 in FIG. 5ZZ) less than the distance from the current location of the progress icon (e.g., 5150-5 in FIG. 5YY) to the respective endpoint (e.g., 5158 in FIG. 5YY) of the predefined path.

On the other hand, in response (1144) to detecting the scrubbing component of movement when the uncompensated scrubbing distance (e.g., 5196 in FIG. 5AAA) resulting from movement of the contact from an initial contact location 5189-1 in FIG. 5YY to a current contact location 5189-3 in FIG. 5AAA) corresponds to a position on the display at or beyond the respective detailed scrubbing boundary (e.g., 5186 in FIG. 5AAA) and beyond the respective endpoint (e.g., 5158 in FIG. 5AAA) of the predefined path, the device moves (e.g., from 5150-5 in FIG. 5YY to 5150-7 in FIG. 5AAA) the current position of the progress icon (e.g., 5150-7 in user interface 400AAA in FIG. 5AAA) to the respective endpoint (e.g., 5158 in FIG. 5AAA) of the predefined path. In other words, in this embodiment, when the contact is dragged past a respective end of the progress bar, detailed scrubbing through the content continues, instead of automatically moving to the respective end of the content. In this embodiment, the respective end of the content is reached when the contact reaches the detailed scrubbing boundary (e.g., 5186 in FIG. 5AAA).

Although the preceding examples have been given with reference to a touch screen display. In some embodiments the display and the touch-sensitive surface are separate, as discussed in greater detail above with reference to FIG. 5P.

FIGS. 12A-12D are flow diagrams illustrating a method 1200 of scrubbing through content at a variable scrubbing rate in accordance with some embodiments. The method is performed at an electronic device with a display and a touch-sensitive surface. In some embodiments, the touch-sensitive surface is on the display. In other words, the display is a touch screen display (e.g., 112, FIG. 2). In some embodiments the touch-sensitive surface is separate from the display (e.g., display 5042 and touch-sensitive surface 5044 in FIG. 5P). In some embodiments, the method is performed at a portable multifunction device with a touch screen display (e.g., portable multifunction device 100). Some operations in the method may be combined and/or the order of some operations may be changed.

As described below, the method 1200 provides an intuitive way to change the current position within content at a variable scrubbing rate using a display and a touch-sensitive surface. The method reduces the cognitive burden on a user when scrubbing through content, thereby creating a more efficient human-machine interface. For battery-operated computing devices, enabling a user to change the current position within

content faster and more efficiently conserves power and increases the time between battery charges.

At an electronic device with a display and a touch-sensitive surface (e.g., touch screen **112** in FIG. **5BBB**), the device displays (**1202**) a progress icon (e.g., **5202** in user interface **400BBB** in FIG. **5BBB**) in a predefined area (e.g., **5204** in FIG. **5BBB**) on the display. The progress icon is configured to move in a first predefined direction (e.g., **5206** in FIG. **5BBB**) on the display (e.g., touch screen **112** in FIG. **5BBB**). In some embodiments the progress icon is (**1204**) a thumb icon (e.g., **5202** in FIG. **5BBB**) in a scroll bar. In some embodiments the progress icon is (**1206**) an end of a bar (e.g., **5011** in FIG. **5C**). In some embodiments the first predefined direction is (**1208**) a horizontal direction on the display (e.g., **5206** in FIG. **5BBB**). In some embodiments the first predefined direction is (**1210**) a vertical direction on the display. If the first predefined direction is horizontal, then the progress icon can only move to the right and to the left. If the first predefined direction is vertical, then the progress icon can only move up and down.

A first piece of content is provided (**1212**) with the electronic device. In some embodiments, providing the first piece of content includes playing back (**1214**) audio content. In some embodiments, the audio content is (**1216**) a song in a play list. In some embodiments, the first piece of content is (**1218**) a book-marked section in a podcast. In some embodiments, providing the first piece of content includes playing back (**1220**) video content. In some embodiments, the video content is (**1222**) a scene in a movie. In some embodiments, providing a first piece of content includes displaying (**1224**) an electronic document. In some embodiments, the electronic document is (**1226**) a chapter in a book.

The device indicates (**1228**) a current position within the first piece of content with the progress icon (e.g., **5202** in FIG. **5BBB**). The device displays (**1230**) a multi-purpose content navigation icon (e.g., **5208** in FIG. **5BBB**). While providing (**1232**) the first piece of content with the electronic device, the device detects (**1234**) a first contact (e.g., **5210-1** in FIG. **5BBB**) with the touch-sensitive surface at a first location that corresponds to the multi-purpose content navigation icon (e.g., **5208** in FIG. **5BBB**) for at least predetermined time period. While continuing to detect the contact at the first location (e.g., within a predefined radius of the first location), the device moves (**1236**) the current position within the first piece of content at a predefined scrubbing rate (e.g., as illustrated by the arrow **5212** in FIG. **5BBB**, which typically is not displayed on the display). The device detects (**1238**) movement of the contact, wherein movement of the contact comprises a first component of movement (e.g., **5214** in FIG. **5BBB**) on the touch-sensitive surface in a direction that corresponds to movement on the display parallel to the first predefined direction (e.g., **5206** in FIG. **5BBB**). In some embodiments, while moving the current position within the first piece of content at a predefined scrubbing rate, the device displays (**1246**) a visual indicator (e.g., a symbol such as “2×” **5216** in FIG. **5BBB**)

In response to detecting the movement of the contact, the device moves (**1240**) the current position within the first piece of content at a variable scrubbing rate. The variable scrubbing rate varies monotonically as the first component of movement on the touch-sensitive surface increases (e.g., as the first component of movement increases, the variable scrubbing rate either increases or decreases). In other words, when the first component of movement is in a first direction from the multi purpose content navigation icon (e.g., displaced to the right of a fast forward button), the variable scrubbing rate increases monotonically (e.g., the variable scrubbing rate

increases as the contact moves farther to the right of the fast forward button); and, when the first component of the movement is in a second direction (e.g., displaced to the left of the fast forward button) from the multi-purpose content navigation icon, the variable scrubbing rate decreases monotonically (e.g., the variable scrubbing rate decreases as the contact moves farther to the left of the fast forward button). In some embodiments, the first piece of content has a beginning and an end, and the variable scrubbing rate moves (**1242**) the current position towards the beginning of the first piece of content (e.g., the multi-purpose content navigation icon is a rewind button). In some embodiments the first piece of content has a beginning and an end, and the variable scrubbing rate moves (**1244**) the current position towards the end of the first piece of content (e.g. the multi-purpose content navigation icon is a fast forward button).

It should be understood that monotonically decreasing the variable scrubbing rate from a respective positive scrubbing rate may include either (A) decreasing to a positive scrubbing rate that is slower than the respective positive scrubbing rate (e.g., moving the current position in the content forwards through the content, but at a slower scrubbing rate than the respective positive scrubbing rate); or (B) decreasing to a negative scrubbing rate (e.g., moving the current position in the content backwards through the content). For example, decreasing a scrubbing rate below a normal playback speed (e.g., +1.0×) includes scrubbing rates that are less than the normal playback speed. Such scrubbing rates include either: (A) a slower positive scrubbing rate at a “slow motion” rate such as moving the current position in the content forwards at half of normal playback speed (e.g., +0.5×); or (B) a negative scrubbing rate such as moving the current position in the content backwards at half of normal playback speed (e.g., -0.5×). Additionally, monotonically increasing the variable scrubbing rate from a respective positive scrubbing rate includes increasing the variable scrubbing rate to a positive scrubbing rate that is faster than the respective positive scrubbing rate (e.g., increasing from +1.0× to +2.0×).

Similarly, it should be understood that monotonically increasing the variable scrubbing rate from a respective negative scrubbing rate may include either (A) increasing to a negative scrubbing rate that is slower than the respective negative scrubbing rate (e.g., moving the current position in the content backwards through the content, at -0.5× rather than -1.0×); or (B) increasing to a positive scrubbing rate (e.g., moving the current position in the content forwards through the content). For example, increasing a scrubbing rate above a normal rewind speed (e.g., -1.0×) includes scrubbing rates that are greater than the normal rewind speed. Such scrubbing rates include either: (A) a slower negative scrubbing rate at a “slow motion” rewind rate such as moving the current position in the content backwards at half of normal rewind rate (e.g., -0.5×); or (B) a positive scrubbing rate such as moving the current position in the content forwards at half of normal rewind speed (e.g., 0.5×). Additionally, monotonically decreasing the variable scrubbing rate from a respective negative scrubbing rate includes decreasing the variable scrubbing rate to a negative scrubbing rate that is faster than the respective negative scrubbing rate (e.g., decreasing from -1.0× to -2.0×). In some embodiments, while moving the current position within the first piece of content at a variable scrubbing rate, the device displays (**1246**) a visual indicator (e.g., a symbol such as “4×” **5218** in user interface **400CCC** in FIG. **5CCC**) of the variable scrubbing rate. In some embodiments, when the first component of movement is in a direction that corresponds to a direction towards a first side of the device, the variable scrubbing rate is (**1248**) greater than the

predefined scrubbing rate. For example, when the contact with the multi-purpose content navigation icon moves to the right (e.g., the initial contact **5210-1** in FIG. **5BBB** moves **5214** to a current location of the contact **5210-2** in FIG. **5CCC** that is to the right of the initial contact), the variable scrubbing rate is greater than the predefined scrubbing rate. In this example, as illustrated in FIGS. **5BBB** and **5CCC**, the scrubbing rate in FIG. **5CCC** is twice as fast as the scrubbing rate in FIG. **5BBB**. In particular, the arrow **5212** (FIG. **5BBB**) that indicates the predefined scrubbing rate is shorter than the arrow **5220** (FIG. **5CCC**) that indicates the variable scrubbing rate. It should be understood that typically these arrows are not displayed on the display, but are shown in the Figures to indicate the distance which the progress icon **5202** will move in a fixed amount of time at the current scrubbing rate. Additionally, the visual indicator **5216** in FIG. **5BBB** indicates that the scrubbing rate in FIG. **5BBB** is “2x” (e.g., twice as fast as normal playback speed), while the visual indicator **5218** in FIG. **5CCC** indicates that the scrubbing rate in FIG. **5CCC** is “4x” (e.g., four times as fast as normal playback speed). It should be understood that, in accordance with some embodiments, the increase in the scrubbing rate is determined based on the distance between the initial location of the contact **5210** and the current location of the contact, so that if the contact is moved further to the right, the device will further increase the variable scrubbing rate.

In some embodiments, when the first component of movement is in a direction that corresponds to a direction towards a second side of the device that is opposite the first side of the device (e.g., opposite from the direction in which the contact moved in FIG. **5CCC**), the variable scrubbing rate is (1248) less than the predefined scrubbing rate. For example, when the contact with the multi-purpose content navigation icon moves to the right (e.g., the initial contact **5210-1** in FIG. **5BBB** moves **5222** to a current location of the contact **5210-3** in FIG. **5DDD** that is to the left of the initial contact), the variable scrubbing rate is less than the predefined scrubbing rate. In this example, as illustrated in FIGS. **5BBB** and **5DDD**, the scrubbing rate in FIG. **5DDD** is one quarter as fast as the scrubbing rate in FIG. **5BBB**. In particular, the arrow **5212** (FIG. **5BBB**) that indicates the predefined scrubbing rate is longer than the arrow **5224** (FIG. **5DDD**) that indicates the variable scrubbing rate. It should be understood that typically these arrows are not displayed on the display, but are shown in the Figures to indicate the distance which the progress icon will move in a fixed amount of time at the current scrubbing rate. Additionally, the visual indicator **5216** in FIG. **5BBB** indicates that the scrubbing rate in FIG. **5BBB** is “2x” (e.g., twice as fast as normal playback speed), while the visual indicator **5226** in user interface **400DDD** in FIG. **5DDD** indicates that the scrubbing rate in FIG. **5CCC** is “0.5x” (e.g., one half as fast as normal playback speed). It should be understood that, in accordance with some embodiments, the decrease in the scrubbing rate is determined based on the distance between the initial location of the contact and the current location of the contact, so that if the contact is moved further to the left, the device will further decrease the variable scrubbing rate. In other words, in some embodiments, where the multi-purpose content navigation icon (e.g., **5208** in FIG. **5BBB**) is a fast forward button and the predefined scrubbing rate is twice a normal playback rate of the content (e.g., the normal speed for watching a movie, playing a song or watching a slideshow), if the device detects a contact with the fast forward button, the scrubbing rate will increase to twice the normal playback rate, if the device detects movement of the contact to the right, the scrubbing rate will increase to a scrubbing rate greater than twice the normal playback rate,

and if the device detects movement of the contact to the left, the scrubbing rate will decrease to a scrubbing rate less than the twice the normal playback rate.

In some embodiments the decrease in the scrubbing rate is determined based at least in part on the distance between the current location of the contact and a fixed location on the display. For example, in FIG. **5DDD**, while the contact remains on the right side of the pause button **5228** (or the right side of the touch screen display) the minimum scrubbing rate is 1x (e.g., normal playback speed). In this example, when the contact moves to the left of the pause button **5228** (or to the left side of the touch screen display) the scrubbing rate decreases to a scrubbing rate that is less than the normal playback speed.

In some embodiments, when the first component of movement is in a direction that corresponds to a direction towards a first side of the device (e.g., the right side), the variable scrubbing rate is greater than the predefined scrubbing rate, wherein the predefined scrubbing rate moves the current position in the content towards a first end of the content (e.g., towards the end of the content); and when the first component of movement is in a direction that corresponds to a direction towards a second side of the device (e.g., the left side) that is opposite the first side of the device, the variable scrubbing rate moves the current position towards a second end of the content that is opposite the first end of the content (e.g., towards the beginning of the content). In other words, in some embodiments, the device switches between a positive scrubbing rate (e.g., moving the current position towards the end of the content) and a negative scrubbing rate (e.g., moving the current position in the content towards the beginning of the content) based on the position of the contact on a touch screen relative to the position of a multi-purpose content navigation icon on the touch screen. For example, when the contact is on the right side of the “play” button, the scrubbing rate is positive (e.g., “forwards”), and when the contact is on the left side of the “play” button, the scrubbing rate is negative (e.g., “backwards”).

In some embodiments, while providing (1232) the first piece of content with the electronic device, the device detects (1252) a second contact on the touch-sensitive surface at the first location. The device detects (1254) a release of the second contact before the predetermined time period has elapsed. In response to detecting the release of the second contact, the device moves (1256) the current position in the first piece of content by a predetermined amount. For example, in accordance with some embodiments, a tap (e.g., a contact followed by a liftoff of the contact) on a fast forward button will advance the content by 30 seconds, one chapter, or one page etc.

In some embodiments, while providing (1232) the first piece of content, the device detects (1258) a third contact on the touch-sensitive surface at the first location. The device detects (1260) a release of the third contact before the predetermined time period has elapsed. In response to detecting the release of the third contact, the device provides (1264) a second piece of content with the electronic device. For example, in accordance with some embodiments, a tap (e.g., a contact followed by a liftoff of the contact) on a fast forward button will advance the content to the next song in a play list, the next episode of a television show in a season of television shows, or the next e-book in a list of e-books.

In some embodiments, providing the second piece of content includes playing back (1264) audio content. In some embodiments, the audio content is (1266) a song in a play list, or the second piece of content is (1268) a book-marked section in a podcast. In some embodiments, providing the second

piece of content includes playing back (1270) video content. In some embodiments, the video content is (1272) a scene in a movie. In some embodiments, providing a second piece of content includes displaying (1274) an electronic document. In some embodiments, the electronic document is (1276) a chapter in a book.

The preceding examples have been given with reference to a fast forward button. The fast forward button is a multi-purpose content navigation icon because it may be used to scrub content at a fixed rate, scrub content at a variable rate, skip ahead within a piece of content, or skip to the next piece of content, depending on which user interaction with the button is detected. It should be understood, however, that the other multi-purpose content navigation icons may be used in a similar fashion. For example, when the device detects a contact with a rewind button, the device moves content backwards at a normal rewind rate. When the device detects a contact with a rewind button and the contact moves to the right, the device moves content backwards a rate faster than the normal rewind rate; and, when the device detects a contact with a rewind button and the contact moves to the left, the device moves content backwards at a rate slower than the normal rewind rate (or vice versa). As another example, when the device detects a contact with a play button, the device moves content forwards at the normal playback rate. When the device detects a contact with a play button and the contact moves to the right, the device moves content forwards at a rate faster than the normal playback rate. When the device detects a contact with the play button and the contact moves to the left, the device moves content forwards at a rate slower than the normal playback rate. Alternatively, when the device detects a contact with the play button and the contact moves to the left, the device moves content backwards (e.g., at a negative scrubbing rate).

Although the preceding examples have been given with reference to a touch screen display. In some embodiments the display and the touch-sensitive surface are separate, as discussed in greater detail above with reference to FIG. 5P.

Attention is now directed towards FIG. 5EEE, which illustrates a scroll bar in accordance with some embodiments. In some embodiments, the expanded portion 5244 of the scroll bar includes a visual indication that the scrubbing rate in the expanded portion of the scroll bar is different from the scrubbing rate in the non-expanded portion of the scroll bar (e.g., the expanded portion of the scroll bar is vertically expanded and/or a wave form displayed in the scroll bar is expanded). In some embodiments the expanded portion of the scroll bar is displayed in response to detecting a pause in movement of a contact with the scroll bar (e.g., movement followed by a pause, movement below a predefined threshold or a contact with a portion of the scroll bar and no subsequent movement). In some embodiments the location of the expanded portion of the scroll bar is determined based on the location of the paused contact 5248 (e.g., the center of the expanded portion of the scroll bar is located proximate to the location of the paused contact).

In some embodiments the scrubbing rate in the expanded portion of the scroll bar is a variable scrubbing rate, which varies depending on the location of the contact 5248 within the expanded portion 5244 of the scroll bar 5246. In some embodiments, the scroll bar has an uncompensated scrubbing rate (e.g., a scrubbing rate at which the current position within the content changes for a given movement of the contact in a first predefined direction on the touch screen display). In some embodiments, in first region 5250 of the scroll bar, near the paused location of the contact, the scrubbing rate is a fine scrubbing rate (e.g., the current position in the content moves

at one eighth of the uncompensated scrubbing rate while the contact is in the first region); in a second region (e.g., region 5252-a or 5252-b) adjacent to the first region the scrubbing rate is a quarter speed scrubbing rate (e.g., the current position in the content moves at one quarter of the uncompensated scrubbing rate while the contact is within the second region); in a third region (e.g., region 5254-a or 5254-b) adjacent to the second region the scrubbing rate is a half speed scrubbing rate (e.g., the current position in the content moves at one half of the uncompensated scrubbing rate while the contact is within the third region); in a fourth region (e.g., region 5256-a or 5256-b) adjacent to the third region the scrubbing rate is a hi-speed scrubbing rate (e.g., the current position in the content moves at the uncompensated scrubbing rate while the contact is within the fourth region).

In some embodiments the expanded portion of the scroll bar is fixed. For example, when the expanded portion of the scroll bar is displayed, if the device detects movement of the contact to the fourth region (e.g., 5256-a or 5256-b) where the current position in the content moves at an uncompensated scrubbing rate, the device ceases to display the expanded portion of the scroll bar and instead displays the scroll bar without an expanded portion of the scroll bar. If the device then detects movement of the contact back to a location corresponding to the location (e.g., 5250, 5252-a, 5252-b, 5254-a, or 5254-b) that used to include the expanded portion of the scroll bar, the current position in the content moves at the uncompensated scrubbing rate. It should be understood that, in some embodiments, a new expanded portion of the scroll bar is displayed when the device detects another pause in the movement of the contact, as described in greater detail above. Additionally, it should be understood that while the preceding embodiments have been discussed with reference to four regions, this number of regions is merely exemplary, and any number of regions could be used in a similar fashion to achieve similar results.

Although the preceding examples have been given with reference to a touch screen display. In some embodiments the display and the touch-sensitive surface are separate, as discussed in greater detail above with reference to FIG. 5P.

The steps in the information processing methods described above may be implemented by running one or more functional modules in information processing apparatus such as general purpose processors or application specific chips. These modules, combinations of these modules, and/or their combination with general hardware (e.g., as described above with respect to FIGS. 1A, 1B and 3) are all included within the scope of protection of the invention.

The foregoing description, for purpose of explanation, has been described with reference to specific embodiments. However, the illustrative discussions above are not intended to be exhaustive or to limit the invention to the precise forms disclosed. Many modifications and variations are possible in view of the above teachings. The embodiments were chosen and described in order to best explain the principles of the invention and its practical applications, to thereby enable others skilled in the art to best utilize the invention and various embodiments with various modifications as are suited to the particular use contemplated.

What is claimed is:

1. A method, comprising:

at an electronic device with a display and a touch-sensitive surface:

displaying a progress icon in a predefined area on the display, wherein the progress icon is configured to move in a respective direction along a predefined path on the display;

83

detecting a contact with the touch-sensitive surface at a location that corresponds to the progress icon; while continuously detecting the contact on the touch-sensitive surface:

entering a detailed-scrubbing mode of operation;

while in the detailed-scrubbing mode of operation:

detecting a first movement of the contact across the touch-sensitive surface that includes a first amount of contact movement in the respective direction; and,

in response to detecting the first movement of the contact across the touch-sensitive surface, moving the progress icon along the path by a first amount of icon movement in the respective direction that is less than the first amount of contact movement in the respective direction;

after moving the progress icon along the path by the first amount of icon movement in the respective direction:

detecting a second movement of the contact toward an end of the predefined path that includes a second amount of contact movement in the respective direction; and

in response to detecting the second movement of the contact, moving the progress icon along the path by a second amount of icon movement in the respective direction that is greater than the second amount of contact movement in the respective direction, wherein the second amount of icon movement in the respective direction is selected so that the total amount of icon movement in the respective direction is substantially the same as the total amount of contact movement in the respective direction and wherein the movement of the progress icon along the path by the second amount of icon movement causes the progress icon to catch up with the contact by the time that the contact reaches the end of the second amount of contact movement.

2. The method of claim 1, including:

displaying a scroll bar in the predefined area on the display; and

after detecting the contact with the touch-sensitive surface at the location that corresponds to the progress icon on the display, displaying an expanded portion of the scroll bar.

3. The method of claim 2, wherein the display of the expanded portion of the scroll bar replaces the display of the scroll bar.

4. The method of claim 2, including displaying a signal intensity within the expanded portion of the scroll bar.

5. The method of claim 2, including displaying representative images from the content within the expanded portion of the scroll bar.

6. The method of claim 2, including displaying representative text from the content within the expanded portion of the scroll bar.

7. The method of claim 1, including, while in the detailed-scrubbing mode of operation, moving a current position within the content at a scrubbing rate, wherein:

the scrubbing rate decreases through a plurality of scrubbing rate values as a component of movement of the contact that corresponds to movement away from the predefined path increases such that, for a respective scrubbing rate value, the current position within the

84

content changes by a fraction, less than one, of a corresponding amount of movement of the contact in the respective direction; and

the scrubbing rate decreases to a predetermined minimum rate as the component of movement of the contact that corresponds to movement away from the predefined path increases.

8. The method of claim 7, including, while detecting the contact on the touch-sensitive surface, displaying an indicator of the scrubbing rate.

9. The method of claim 1, wherein the device enters the detailed-scrubbing mode in response to detecting a pause in movement of the contact for more than a predetermined period of time.

10. The method of claim 1, wherein the device enters the detailed-scrubbing mode in response to detecting movement of the contact on the touch-sensitive surface that corresponds to movement outside of the predefined area on the display.

11. The method of claim 1, wherein the progress icon is moved along the path by the first amount of icon movement more slowly than the first movement of the contact, and the progress icon is moved along the path by the second amount of icon movement more quickly than the second movement of the contact.

12. The method of claim 1, including:

after moving the progress icon along the path by the second amount of icon movement in the respective direction:

detecting a break in the contact on the touch-sensitive surface; and

in response to detecting the break in the contact, moving the progress icon along the path in the respective direction.

13. An electronic device, comprising:

a display;

a touch-sensitive surface;

one or more processors;

memory; and

one or more programs, wherein the one or more programs are stored in the memory and configured to be executed by the one or more processors, the one or more programs including instructions for:

displaying a progress icon in a predefined area on the display, wherein the progress icon is configured to move in a respective direction along a predefined path on the display;

detecting a contact with the touch-sensitive surface at a location that corresponds to the progress icon;

while continuously detecting the contact on the touch-sensitive surface:

entering a detailed-scrubbing mode of operation;

while in the detailed-scrubbing mode of operation:

detecting a first movement of the contact across the touch-sensitive surface that includes a first amount of contact movement in the respective direction; and,

in response to detecting the first movement of the contact across the touch-sensitive surface, moving the progress icon along the path by a first amount of icon movement in the respective direction that is less than the first amount of contact movement in the respective direction;

after moving the progress icon along the path by the first amount of icon movement in the respective direction:

detecting a second movement of the contact toward an end of the predefined path that includes a

85

second amount of contact movement in the respective direction; and
 in response to detecting the second movement of the contact, moving the progress icon along the path by a second amount of icon movement in the respective direction that is greater than the second amount of contact movement in the respective direction, wherein the second amount of icon movement in the respective direction is selected so that the total amount of icon movement in the respective direction is substantially the same as the total amount of contact movement in the respective direction and wherein the movement of the progress icon along the path by the second amount of icon movement causes the progress icon to catch up with the contact by the time that the contact reaches the end of the second amount of contact movement.

14. The device of claim **13**, including instructions for: displaying a scroll bar in the predefined area on the display; and
 after detecting the contact with the touch-sensitive surface at the location that corresponds to the progress icon on the display, displaying an expanded portion of the scroll bar.

15. The device of claim **14**, wherein the display of the expanded portion of the scroll bar replaces the display of the scroll bar.

16. The device of claim **14**, including instructions for displaying a signal intensity within the expanded portion of the scroll bar.

17. The device of claim **14**, including instructions for displaying representative images from the content within the expanded portion of the scroll bar.

18. The device of claim **14**, including instructions for displaying representative text from the content within the expanded portion of the scroll bar.

19. The device of claim **13**, including instructions for, while in the detailed-scrubbing mode of operation, moving a current position within the content at a scrubbing rate, wherein:

the scrubbing rate decreases through a plurality of scrubbing rate values as a component of movement of the contact that corresponds to movement away from the predefined path increases such that, for a respective scrubbing rate value, the current position within the content changes by a fraction, less than one, of a corresponding amount of movement of the contact in the respective direction; and

the scrubbing rate decreases to a predetermined minimum rate as the component of movement of the contact that corresponds to movement away from the predefined path increases.

20. The device of claim **19**, including instructions for, while detecting the contact on the touch-sensitive surface, displaying an indicator of the scrubbing rate.

21. The device of claim **13**, wherein the device enters the detailed-scrubbing mode in response to detecting a pause in movement of the contact for more than a predetermined period of time.

22. The device of claim **13**, wherein the device enters the detailed-scrubbing mode in response to detecting movement of the contact on the touch-sensitive surface that corresponds to movement outside of the predefined area on the display.

23. The device of claim **13**, wherein the progress icon is moved along the path by the first amount of icon movement more slowly than the first movement of the contact, and the

86

progress icon is moved along the path by the second amount of icon movement more quickly than the second movement of the contact.

24. The device of claim **13**, including instructions for: after moving the progress icon along the path by the second amount of icon movement in the respective direction: detecting a break in the contact on the touch-sensitive surface; and
 in response to detecting the break in the contact, moving the progress icon along the path in the respective direction.

25. A non-transitory computer readable storage medium storing one or more programs, the one or more programs comprising instructions, which when executed by an electronic device with a display and a touch-sensitive surface, cause the device to:

display a progress icon in a predefined area on the display, wherein the progress icon is configured to move in a respective direction along a predefined path on the display;

detect a contact with the touch-sensitive surface at a location that corresponds to the progress icon;

while continuously detecting the contact on the touch-sensitive surface:

enter a detailed-scrubbing mode of operation;

while in the detailed-scrubbing mode of operation:

detect a first movement of the contact across the touch-sensitive surface that includes a first amount of contact movement in the respective direction; and,

in response to detecting the first movement of the contact across the touch-sensitive surface, move the progress icon along the path by a first amount of icon movement in the respective direction that is less than the first amount of contact movement in the respective direction;

after moving the progress icon along the path by the first amount of icon movement in the respective direction: detect a second movement of the contact toward an end of the predefined path that includes a second amount of contact movement in the respective direction; and

in response to detecting the second movement of the contact, move the progress icon along the path by a second amount of icon movement in the respective direction that is greater than the second amount of contact movement in the respective direction, wherein the second amount of icon movement in the respective direction is selected so that the total amount of icon movement in the respective direction is substantially the same as the total amount of contact movement in the respective direction and wherein the movement of the progress icon along the path by the second amount of icon movement causes the progress icon to catch up with the contact by the time that the contact reaches the end of the second amount of contact movement.

26. The computer readable storage medium of claim **25**, including instructions which cause the device to:

display a scroll bar in the predefined area on the display; and

after detecting the contact with the touch-sensitive surface at the location that corresponds to the progress icon on the display, display an expanded portion of the scroll bar.

27. The computer readable storage medium of claim **26**, wherein the display of the expanded portion of the scroll bar replaces the display of the scroll bar.

87

28. The computer readable storage medium of claim 26, including instructions which cause the device to display a signal intensity within the expanded portion of the scroll bar.

29. The computer readable storage medium of claim 26, including instructions which cause the device to display representative images from the content within the expanded portion of the scroll bar.

30. The computer readable storage medium of claim 26, including instructions which cause the device to display representative text from the content within the expanded portion of the scroll bar.

31. The computer readable storage medium of claim 25, including instructions, which cause the device to, while in the detailed-scrubbing mode of operation, move a current position within the content at a scrubbing rate, wherein:

the scrubbing rate decreases through a plurality of scrubbing rate values as a component of movement of the contact that corresponds to movement away from the predefined path increases such that, for a respective scrubbing rate value, the current position within the content changes by a fraction, less than one, of a corresponding amount of movement of the contact in the respective direction; and

the scrubbing rate decreases to a predetermined minimum rate as the component of movement of the contact that corresponds to movement away from the predefined path increases.

32. The computer readable storage medium of claim 31, including instructions which cause the device to, while

88

detecting the contact on the touch-sensitive surface, display an indicator of the scrubbing rate.

33. The computer readable storage medium of claim 25, wherein the device enters the detailed-scrubbing mode in response to detecting a pause in movement of the contact for more than a predetermined period of time.

34. The computer readable storage medium of claim 25, wherein the device enters the detailed-scrubbing mode in response to detecting movement of the contact on the touch-sensitive surface that corresponds to movement outside of the predefined area on the display.

35. The computer readable storage medium of claim 25, wherein the progress icon is moved along the path by the first amount of icon movement more slowly than the first movement of the contact, and the progress icon is moved along the path by the second amount of icon movement more quickly than the second movement of the contact.

36. The computer readable storage medium of claim 25, including instructions which cause the device to:

after moving the progress icon along the path by the second amount of icon movement in the respective direction:

detect a break in the contact on the touch-sensitive surface; and

in response to detecting the break in the contact, move the progress icon along the path in the respective direction.

* * * * *