



US008957159B2

(12) **United States Patent**
Jiang et al.

(10) **Patent No.:** **US 8,957,159 B2**
(45) **Date of Patent:** **Feb. 17, 2015**

(54) **MULTIPLE CATALYST SYSTEM FOR OLEFIN POLYMERIZATION AND POLYMERS PRODUCED THEREFROM**

- (71) Applicant: **ExxonMobil Chemical Patents Inc.**, Baytown, TX (US)
- (72) Inventors: **Peijun Jiang**, League City, TX (US); **Armenag Hagop Dekmezian**, Austin, TX (US); **Jo Ann Marie Canich**, Houston, TX (US); **Charles Lewis Sims**, Hemet, CA (US); **Ramin Abhari**, Bixby, OK (US); **Cesar Alberto Garcia-Franco**, Houston, TX (US); **David Raymond Johnsrud**, Humble, TX (US)
- (73) Assignee: **ExxonMobil Chemical Patents Inc.**, Houston, TX (US)
- (*) Notice: Subject to any disclaimer, the term of this patent is extended or adjusted under 35 U.S.C. 154(b) by 0 days.

(21) Appl. No.: **14/022,663**

(22) Filed: **Sep. 10, 2013**

(65) **Prior Publication Data**

US 2014/0066567 A1 Mar. 6, 2014

Related U.S. Application Data

- (60) Continuation of application No. 13/280,381, filed on Oct. 25, 2011, now Pat. No. 8,563,647, which is a continuation of application No. 11/888,870, filed on Aug. 2, 2007, now Pat. No. 8,071,687, which is a division of application No. 10/687,508, filed on Oct. 15, 2003, now Pat. No. 7,294,681.
- (60) Provisional application No. 60/418,482, filed on Oct. 15, 2002, provisional application No. 60/460,714, filed on Apr. 4, 2003.

(51) **Int. Cl.**

C08L 23/00 (2006.01)
C08L 23/14 (2006.01)
C08L 23/18 (2006.01)
C09J 123/02 (2006.01)
C09J 123/14 (2006.01)
C09J 123/20 (2006.01)
C09J 123/26 (2006.01)
C09J 123/12 (2006.01)
C08F 10/00 (2006.01)
C08F 210/06 (2006.01)
C09J 123/10 (2006.01)
C09J 5/00 (2006.01)
C09J 7/02 (2006.01)
C08F 4/659 (2006.01)
C08F 4/6592 (2006.01)
C08F 110/06 (2006.01)
C08L 57/02 (2006.01)

(52) **U.S. Cl.**

CPC **C09J 123/12** (2013.01); **C08F 10/00** (2013.01); **C08F 210/06** (2013.01); **C09J 123/10** (2013.01); **C09J 5/00** (2013.01); **C09J**

7/02 (2013.01); **C08F 4/65908** (2013.01); **C08F 4/65912** (2013.01); **C08F 4/6592** (2013.01); **C08F 4/65927** (2013.01); **C08F 110/06** (2013.01); **C08L 57/02** (2013.01); **Y10S 526/943** (2013.01); **C09J 2201/606** (2013.01); **C09J 2201/622** (2013.01); **C09J 2205/31** (2013.01); **C09J 2401/006** (2013.01); **C09J 2421/00** (2013.01); **C09J 2423/006** (2013.01); **C09J 2423/046** (2013.01); **C09J 2423/106** (2013.01); **C09J 2427/006** (2013.01); **C09J 2433/00** (2013.01)

USPC **525/240**; 524/570; 524/579; 524/580; 524/582; 526/943

(58) **Field of Classification Search**

CPC **C08L 23/00**; **C08L 23/14**; **C08L 23/18**; **C09J 123/02**; **C09J 123/04**; **C09J 123/20**; **C09J 123/261**

USPC 524/570, 579, 580, 582, 240
See application file for complete search history.

(56) **References Cited**

U.S. PATENT DOCUMENTS

1,953,104 A 4/1934 Hale-Church et al.
3,483,276 A 12/1969 Mahlman
3,821,143 A 6/1974 Cluff et al.

(Continued)

FOREIGN PATENT DOCUMENTS

CA 2157806 3/1997
CA 2407183 4/2003

(Continued)

OTHER PUBLICATIONS

De Souza, et al., "Recent Advances in Olefin Polymerization Using Binary Catalyst Systems", *Macromol. Rapid Commun.*, 2001, 22, pp. 1293-1301.

Chen, et al., "Cocatalysts for Metal-Catalyzed Olefin Polymerization: Activators, Activation Processes, and Structure-Activity Relationships", *Chem. Rev.*, 2000, 100, pp. 1391-1434.

Resconi, et al., "Selectivity in Propene Polymerization with Metallocene Catalysts", *Chem. Rev.*, 2000, pp. 1253-1345.

Chien, et al., "Homogeneous Binary Zirconocenium Catalyst Systems for Propylene Polymerization. 1. Isotactic/Atactic Interfacial Compatibilized Polymers Having Thermoplastic Elastomeric Properties", *Macromolecules*, 1997, 30, pp. 3447-3459.

(Continued)

Primary Examiner — Caixia Lu

(57) **ABSTRACT**

This invention relates to an adhesive comprising an olefin polymer composition comprising a first amorphous polymer having a crystallinity of 5% or less, prepared with a first catalyst; and a second crystalline polymer, differing in chemical and physical properties from the first polymer, having a crystallinity of 20% or more, prepared with a second catalyst; and where the olefin polymer composition has a Dot T-Peel of 1 Newton or more on Kraft paper; an Mw of at least 7,000 to 80,000; a branching index (g¹) of from 0.4 to 0.90 measured at the Mz of the polymer composition; and a crystallinity of between 5 and 40%.

23 Claims, 6 Drawing Sheets

(56)

References Cited

U.S. PATENT DOCUMENTS

3,927,166 A	12/1975	Tomoda et al.	5,202,361 A	4/1993	Zimmerman et al.
3,954,697 A	5/1976	McConnell et al.	5,204,037 A	4/1993	Fujii
4,120,916 A	10/1978	Meyer, Jr. et al.	5,209,971 A	5/1993	Babu et al.
4,178,272 A	12/1979	Meyer, Jr. et al.	5,212,247 A	5/1993	Asanuma et al.
4,205,021 A	5/1980	Morita et al.	5,216,095 A	6/1993	Dolle et al.
4,210,570 A	7/1980	Trotter et al.	5,218,046 A	6/1993	Audureau et al.
4,217,428 A	8/1980	McConnell et al.	5,218,071 A	6/1993	Tsutsui et al.
4,361,628 A	11/1982	Krueger et al.	5,219,903 A	6/1993	Fujii et al.
4,476,283 A	10/1984	Andersen	5,219,913 A	6/1993	Tomomatsu et al.
4,496,698 A	1/1985	Adriaans et al.	5,219,968 A	6/1993	Shiomura et al.
4,510,286 A	4/1985	Liu	5,225,500 A	7/1993	Elder et al.
4,525,469 A	6/1985	Ueda et al.	5,231,126 A	7/1993	Shi et al. 524/296
4,547,552 A	10/1985	Toyota et al.	5,232,992 A	8/1993	Asanuma et al.
4,600,648 A	7/1986	Yazaki et al.	5,236,649 A	8/1993	Hall et al.
4,668,752 A	5/1987	Tominari et al.	5,236,962 A	8/1993	Govoni et al.
4,668,753 A	5/1987	Kashiwa et al.	5,244,996 A	9/1993	Kawasaki et al.
4,668,834 A	5/1987	Rim et al.	5,246,779 A	9/1993	Heimberg et al.
4,668,853 A	5/1987	Fey et al.	5,252,659 A	10/1993	Koizumi et al.
4,673,719 A	6/1987	Kioka et al.	5,271,976 A	12/1993	Kondo et al.
4,675,247 A	6/1987	Kitamura et al.	5,272,236 A	12/1993	Lai et al.
4,701,432 A	10/1987	Welborn, Jr.	5,278,216 A	1/1994	Asanuma et al.
4,719,260 A	1/1988	Stuart, Jr. et al.	5,278,220 A	1/1994	Vermeire et al.
4,725,506 A	2/1988	Nagano	5,286,564 A	2/1994	Cecchin et al.
4,737,548 A	4/1988	Kojima et al.	5,292,561 A	3/1994	Peiffer et al.
4,751,121 A	6/1988	Kuhnel et al.	5,300,361 A	4/1994	Vowinkel et al.
4,774,144 A	9/1988	Jachec et al.	5,308,817 A	5/1994	Reddy et al.
4,794,096 A	12/1988	Ewen	5,310,584 A	5/1994	Jacoby et al.
4,822,688 A	4/1989	Nogues	5,314,956 A	5/1994	Asanuma et al.
4,826,939 A	5/1989	Stuart, Jr.	5,317,036 A	5/1994	Brady, III et al.
4,837,271 A	6/1989	Brindopke	5,317,070 A	5/1994	Brant et al.
4,849,487 A	7/1989	Kaminsky et al.	5,326,639 A	7/1994	Leonard et al.
4,866,023 A	9/1989	Ritter et al.	5,326,824 A	7/1994	Asanuma et al.
4,882,406 A	11/1989	Cozewith et al.	5,332,707 A	7/1994	Karayannis et al.
4,886,853 A	12/1989	Foster et al.	5,334,677 A	8/1994	Razavi et al.
4,892,851 A	1/1990	Ewen et al.	5,336,746 A	8/1994	Tsutsui et al.
4,897,452 A	1/1990	Berrer et al.	5,346,773 A	9/1994	Simoens
4,929,509 A	5/1990	Godfrey	5,350,817 A	9/1994	Winter et al.
4,935,474 A	6/1990	Ewen et al.	5,354,619 A	10/1994	Babu
4,937,299 A	6/1990	Ewen et al.	5,359,102 A	10/1994	Inoue et al.
4,939,202 A	7/1990	Maletsky et al.	5,367,022 A	11/1994	Kiang et al.
4,939,217 A	7/1990	Stricklen	5,368,919 A	11/1994	Robeson
4,942,096 A	7/1990	Abe et al.	5,369,196 A	11/1994	Matsumoto et al.
4,950,720 A	8/1990	Randall, Jr. et al.	5,373,059 A	11/1994	Asanuma et al.
4,960,820 A	10/1990	Hwo	5,374,685 A	12/1994	Asanuma et al.
4,975,403 A	12/1990	Ewen	5,374,700 A	12/1994	Tsutsui et al.
4,981,760 A	1/1991	Naito et al.	5,397,843 A	3/1995	Lakshmanan et al.
5,008,356 A	4/1991	Ishimaru et al.	5,403,667 A	4/1995	Simoens
5,021,257 A	6/1991	Foster et al.	5,410,003 A	4/1995	Bai
5,035,283 A	7/1991	Brücher et al.	5,412,020 A	5/1995	Yamamoto et al.
5,036,034 A	7/1991	Ewen	5,414,027 A	5/1995	DeNicola, Jr. et al.
5,039,614 A	8/1991	Dekmezian et al.	5,416,228 A	5/1995	Ewen et al.
5,041,251 A	8/1991	McCoskey et al.	5,430,070 A	7/1995	Kono
5,047,485 A	9/1991	DeNicola, Jr.	5,434,115 A	7/1995	Yamada et al.
5,075,386 A	12/1991	Vanderbilt	5,439,994 A	8/1995	Inoue et al.
5,077,129 A	12/1991	Schinkel et al.	5,441,807 A	8/1995	Brandt et al.
5,089,319 A	2/1992	Bothe	5,455,111 A	10/1995	Velasquez Urey
5,091,352 A	2/1992	Kioka et al.	5,455,300 A	10/1995	Smith
5,096,743 A	3/1992	Schoenbeck	5,455,305 A	10/1995	Galambos
5,100,963 A	3/1992	Lin	5,459,217 A	10/1995	Todo et al.
5,108,680 A	4/1992	Menting et al.	5,459,218 A	10/1995	Palackal et al.
5,114,897 A	5/1992	Schell, Jr. et al.	5,464,905 A	11/1995	Tsutsui et al.
5,115,030 A	5/1992	Tanaka et al.	5,468,440 A	11/1995	McAlpin et al.
5,116,881 A	5/1992	Park et al.	5,468,560 A	11/1995	McPherson et al.
5,118,566 A	6/1992	Wilhelm et al.	5,468,807 A	11/1995	Tsurutani et al.
5,132,157 A	7/1992	Asanuma et al.	5,475,075 A	12/1995	Brant et al.
5,147,696 A	9/1992	Lansbury et al.	5,476,911 A	12/1995	Morini et al.
5,149,579 A	9/1992	Park et al.	5,478,646 A	12/1995	Asanuma et al.
5,151,474 A	9/1992	Lange et al.	5,478,891 A	12/1995	Lakshmanan et al.
5,152,946 A	10/1992	Gillette	5,480,848 A	1/1996	Geerts
5,155,080 A	10/1992	Elder et al.	5,480,942 A	1/1996	Addeo et al.
5,155,160 A	10/1992	Yeh et al.	5,483,002 A	1/1996	Seelert et al.
5,155,184 A	10/1992	Laurent et al.	5,500,284 A	3/1996	Burgin et al.
5,171,799 A	12/1992	Kioka et al.	5,504,171 A	4/1996	Etherton et al.
5,175,051 A	12/1992	Schloegl et al.	5,504,172 A	4/1996	Imuta et al.
5,185,398 A	2/1993	Kehr et al.	5,512,612 A	4/1996	Brown et al.
			5,514,460 A	5/1996	Surman et al.
			5,516,583 A	5/1996	Zhang et al.
			5,516,848 A	5/1996	Canich et al.
			5,519,091 A	5/1996	Tsutsui et al.

(56)

References Cited

U.S. PATENT DOCUMENTS

5,521,251 A	5/1996	Satoh et al.	5,693,836 A	12/1997	Winter et al.
5,525,689 A	6/1996	Tsutsui et al.	5,696,045 A	12/1997	Winter et al.
5,527,846 A	6/1996	Christell et al.	5,696,049 A	12/1997	Ikeyama et al.
5,529,843 A	6/1996	Dries et al.	5,698,651 A	12/1997	Kawasaki et al.
5,529,850 A	6/1996	Morini et al.	5,700,886 A	12/1997	Winter et al.
5,529,943 A	6/1996	Hong et al.	5,700,895 A	12/1997	Kanda et al.
5,530,054 A	6/1996	Tse et al.	5,703,172 A	12/1997	Watanabe et al.
5,532,396 A	7/1996	Winter et al.	5,703,180 A	12/1997	Tsutsui et al.
5,534,473 A	7/1996	Welch et al.	5,705,565 A	1/1998	Hughes et al.
5,534,595 A	7/1996	Asanuma et al.	5,705,568 A	1/1998	Gahleitner et al.
5,536,773 A	7/1996	Yamada et al.	5,705,579 A	1/1998	Hawley et al.
5,539,056 A	7/1996	Yang et al.	5,705,584 A	1/1998	Fukuoka et al.
5,539,066 A	7/1996	Winter et al.	5,709,937 A	1/1998	Adams et al.
5,541,260 A	7/1996	Pelliconi et al.	5,710,223 A	1/1998	Fukuoka et al.
5,541,262 A	7/1996	Brichta et al.	5,712,323 A	1/1998	Braga et al.
5,543,373 A	8/1996	Winter et al.	5,714,256 A	2/1998	DeLucia et al.
5,547,766 A	8/1996	Gobran	5,714,426 A	2/1998	Tsutsui et al.
5,548,007 A	8/1996	Asanuma et al.	5,714,427 A	2/1998	Winter et al.
5,548,008 A	8/1996	Asanuma et al.	5,716,570 A	2/1998	Peiffer et al.
5,548,014 A	8/1996	Tse et al.	5,716,698 A	2/1998	Schreck et al.
5,552,489 A	9/1996	Merrill et al.	5,719,235 A	2/1998	Zandona
5,554,668 A	9/1996	Scheve et al.	5,719,241 A	2/1998	Razavi et al.
5,556,920 A	9/1996	Tanaka et al.	5,723,546 A	3/1998	Sustic
5,559,165 A	9/1996	Paul	5,723,640 A	3/1998	Fukuoka et al.
5,565,533 A	10/1996	Galimberti et al.	5,731,362 A	3/1998	Scheve et al.
5,565,534 A	10/1996	Aulbach et al.	5,739,220 A	4/1998	Shamshoum et al.
5,571,613 A	11/1996	Schuhmann et al.	5,739,225 A	4/1998	Tazaki et al.
5,574,082 A	11/1996	Keller et al.	5,739,366 A	4/1998	Imuta et al.
5,576,259 A	11/1996	Hasegawa et al.	5,741,563 A	4/1998	Mehta et al.
5,576,260 A	11/1996	Winter et al.	5,741,565 A	4/1998	Coosemans et al.
5,578,743 A	11/1996	Ho et al.	5,741,868 A	4/1998	Winter et al.
5,579,913 A	12/1996	Yamada et al.	5,747,160 A	5/1998	Pinoca et al.
5,585,448 A	12/1996	Resconi et al.	5,747,405 A	5/1998	Little et al.
5,585,508 A	12/1996	Küber et al.	5,747,620 A	5/1998	Machida et al.
5,587,501 A	12/1996	Winter et al.	5,747,621 A	5/1998	Resconi et al.
5,591,785 A	1/1997	Scheve et al.	5,753,769 A	5/1998	Ueda et al.
5,591,817 A	1/1997	Asanuma et al.	5,753,771 A	5/1998	Xie
5,594,074 A	1/1997	Hwo et al.	5,756,141 A	5/1998	Chen et al.
5,594,078 A	1/1997	Welch et al.	5,756,169 A	5/1998	Peiffer et al.
5,594,080 A	1/1997	Waymouth et al.	5,756,614 A	5/1998	Chien et al.
5,594,172 A	1/1997	Shirnohara	5,759,469 A	6/1998	Asanuma et al.
5,595,827 A	1/1997	Yamada et al.	5,760,028 A	6/1998	Jadhav et al.
5,596,052 A	1/1997	Resconi et al.	5,763,349 A	6/1998	Zandona
5,599,881 A	2/1997	Xie	5,763,516 A	6/1998	Godfrey
5,599,885 A	2/1997	Kawasaki et al.	5,767,031 A	6/1998	Shamshoum et al.
5,602,223 A	2/1997	Sasaki et al.	5,767,032 A	6/1998	Hokkanen et al.
5,605,969 A	2/1997	Tsutsui et al.	5,767,033 A	6/1998	Imuta et al.
5,610,254 A	3/1997	Saguna et al.	5,767,300 A	6/1998	Aulbach et al.
5,612,428 A	3/1997	Winter et al.	5,773,129 A	6/1998	Wakamatsu et al.
5,618,369 A	4/1997	Peiffer et al.	5,773,142 A	6/1998	Murschall et al.
5,618,883 A	4/1997	Plamthottam et al.	5,773,516 A	6/1998	Huffer et al.
5,621,046 A	4/1997	Iwanami et al.	5,773,544 A	6/1998	Christell et al.
5,622,760 A	4/1997	Leiss	5,776,851 A	7/1998	Küber et al.
5,629,254 A	5/1997	Fukuoka et al.	5,777,055 A	7/1998	Peiffer et al.
5,631,202 A	5/1997	Ewen	5,780,168 A	7/1998	Satoh et al.
5,633,010 A	5/1997	Chen	5,792,549 A	8/1998	Wilkie
5,633,018 A	5/1997	Stouffer et al.	5,795,941 A	8/1998	Cree et al.
5,639,842 A	6/1997	Tsutsui et al.	5,795,946 A	8/1998	Agarwal et al.
5,641,848 A	6/1997	Giacobbe et al.	5,798,175 A	8/1998	Tynan, Jr. et al.
5,643,846 A	7/1997	Reddy et al.	5,804,304 A	9/1998	Williams et al.
5,648,428 A	7/1997	Reddy et al.	5,804,524 A	9/1998	Reddy et al.
5,652,308 A	7/1997	Merrill et al.	5,804,623 A	9/1998	Hoffmann et al.
5,658,997 A	8/1997	Fukuoka et al.	5,804,665 A	9/1998	Watanabe et al.
5,661,096 A	8/1997	Winter et al.	5,807,948 A	9/1998	Sagane et al.
5,663,232 A	9/1997	Seppanen et al.	5,817,590 A	10/1998	Hasegawa et al.
5,663,249 A	9/1997	Ewen	5,817,725 A	10/1998	Zandona
5,665,469 A	9/1997	Brandt et al.	5,824,753 A	10/1998	Naganuma et al.
5,667,902 A	9/1997	Brew et al.	5,827,252 A	10/1998	Werenicz et al.
5,670,436 A	9/1997	Herrmann et al.	5,834,393 A	11/1998	Jacobsen et al.
5,672,668 A	9/1997	Winter et al.	5,834,538 A	11/1998	deHullu et al.
5,677,068 A	10/1997	Ghirardo et al.	5,834,562 A	11/1998	Silvestri et al.
5,683,818 A	11/1997	Bolvari	5,840,783 A	11/1998	Momchilovich et al.
5,684,099 A	11/1997	Watanabe et al.	5,840,815 A	11/1998	Tsutsui et al.
5,686,533 A	11/1997	Gahleitner et al.	5,843,577 A	12/1998	Ouhadi et al.
5,693,730 A	12/1997	Kuber et al.	5,844,037 A	12/1998	Lundgard et al.
			5,846,558 A	12/1998	Mielsen et al.
			5,846,654 A	12/1998	Modrak
			5,846,896 A	12/1998	Ewen
			5,846,918 A	12/1998	Meijer et al.

(56)

References Cited

U.S. PATENT DOCUMENTS

5,847,059 A	12/1998	Shamshoum et al.	5,997,981 A	12/1999	McCormack et al.
5,849,409 A	12/1998	Pinoca et al.	5,998,039 A	12/1999	Tanizaki et al.
5,851,610 A	12/1998	Ristey et al.	5,998,547 A	12/1999	Hohner
5,852,100 A	12/1998	Sadatoshi et al.	6,002,033 A	12/1999	Razawi et al.
5,852,116 A	12/1998	Cree et al.	6,004,897 A	12/1999	Imuta et al.
5,854,354 A	12/1998	Ueda et al.	6,005,049 A	12/1999	Rebhan et al.
5,856,400 A	1/1999	Matsumura et al.	6,008,262 A	12/1999	McKay et al.
5,856,406 A	1/1999	Silvis et al.	6,017,842 A	1/2000	Rosen et al.
5,858,293 A	1/1999	Yoo	6,028,152 A	2/2000	Winter et al.
5,859,088 A	1/1999	Peterson et al.	6,033,514 A	3/2000	Davis et al.
5,859,139 A	1/1999	Addeo et al.	6,034,164 A	3/2000	ElsPASS et al.
5,861,211 A	1/1999	Thakkar et al.	6,034,165 A	3/2000	Tomomatsu et al.
5,861,474 A	1/1999	Weller et al.	6,034,259 A	3/2000	Brookhart et al.
5,863,665 A	1/1999	Kale et al.	6,040,348 A	3/2000	Delaite et al.
5,863,994 A	1/1999	DeNicola, Jr. et al.	6,040,407 A	3/2000	Ishida et al.
5,866,663 A	2/1999	Brookhart et al.	6,040,469 A	3/2000	Riedel et al.
5,867,316 A	2/1999	Carlson et al.	6,042,930 A	3/2000	Kelch et al.
5,869,555 A	2/1999	Simmons et al.	6,045,922 A	4/2000	Janssen et al.
5,874,505 A	2/1999	Saito et al.	6,046,273 A	4/2000	Syed
5,874,512 A	2/1999	Farley et al.	6,048,942 A	4/2000	Buehler et al.
5,874,513 A	2/1999	Watanabe et al.	6,054,542 A	4/2000	Kojoh et al.
5,876,855 A	3/1999	Wong et al.	6,054,544 A	4/2000	Finlayson et al.
5,880,056 A	3/1999	Tsutsui et al.	6,057,413 A	5/2000	Ima et al.
5,880,241 A	3/1999	Brookhart et al.	6,060,139 A	5/2000	Peiffer et al.
5,880,323 A	3/1999	Brookhart, III et al.	6,060,561 A	5/2000	Wolfschwenger et al.
5,882,774 A	3/1999	Jonza et al.	6,060,584 A	5/2000	Neely et al.
5,882,782 A	3/1999	Tsubone	6,063,482 A	5/2000	Peiffer et al.
5,883,204 A	3/1999	Spencer et al.	6,063,483 A	5/2000	Peiffer et al.
5,883,205 A	3/1999	Tsutsui et al.	6,063,838 A	5/2000	Patnode et al.
5,886,123 A	3/1999	Resconi et al.	6,069,213 A	5/2000	Nemzek et al.
5,886,224 A	3/1999	Brookhart et al.	6,071,598 A	6/2000	Peiffer et al.
5,888,607 A	3/1999	Seth et al.	6,077,907 A	6/2000	Raetzsch et al.
5,888,636 A	3/1999	Asanuma et al.	6,080,818 A	6/2000	Thakker et al.
5,891,946 A	4/1999	Nohara et al.	6,084,010 A	7/2000	Baetzold et al.
5,891,963 A	4/1999	Brookhart et al.	6,084,041 A	7/2000	Andtsjo et al.
5,891,976 A	4/1999	Costa et al.	6,084,048 A	7/2000	Hozumi et al.
5,900,294 A	5/1999	Murschall et al.	6,086,982 A	7/2000	Peiffer et al.
5,902,848 A	5/1999	Burgin et al.	6,087,459 A	7/2000	Miro et al.
5,910,136 A	6/1999	Hetzler et al.	6,090,325 A	7/2000	Wheat et al.
5,910,362 A	6/1999	Aratake et al.	6,090,903 A	7/2000	Kataoka et al.
5,911,023 A	6/1999	Risch et al.	6,096,843 A	8/2000	Saito et al.
5,914,079 A	6/1999	Peiffer et al.	6,100,351 A	8/2000	Sun et al.
5,914,376 A	6/1999	Herrmann et al.	6,100,353 A	8/2000	Lynch et al.
5,916,974 A	6/1999	Song et al.	6,107,422 A	8/2000	Wang et al.
5,916,988 A	6/1999	Tsutsui et al.	6,107,430 A	8/2000	Dubois et al.
5,916,989 A	6/1999	Brookhart, III et al.	6,107,431 A	8/2000	Resconi et al.
5,916,990 A	6/1999	Yanagihara et al.	6,110,986 A	8/2000	Nozawa et al.
5,919,864 A	7/1999	Watanabe et al.	6,113,996 A	9/2000	Amon et al.
5,919,983 A	7/1999	Rosen et al.	6,114,261 A	9/2000	Strelow et al.
5,922,823 A	7/1999	Sagane et al.	6,114,457 A	9/2000	Markel et al.
5,932,157 A	8/1999	Dries et al.	6,114,477 A	9/2000	Merrill et al.
5,936,051 A	8/1999	Santi et al.	6,117,962 A	9/2000	Weng et al.
5,936,053 A	8/1999	Fukuoka et al.	6,121,185 A	9/2000	Rosen et al.
5,942,451 A	8/1999	Daponte et al.	6,121,377 A	9/2000	Chien
5,942,569 A	8/1999	Simmons et al.	6,121,393 A	9/2000	Kioka et al.
5,942,586 A	8/1999	Herrmann et al.	6,121,401 A	9/2000	Yamamoto et al.
5,945,496 A	8/1999	Resconi et al.	6,121,402 A	9/2000	Machida et al.
5,947,944 A	9/1999	Hetzler et al.	6,124,231 A	9/2000	Fritze et al.
5,959,046 A	9/1999	Imuta et al.	6,124,400 A	9/2000	Chien
5,961,782 A	10/1999	Luu et al.	6,127,484 A	10/2000	Cribbs et al.
5,969,070 A	10/1999	Waymouth et al.	6,140,439 A	10/2000	Brookhart et al.
5,969,217 A	10/1999	Rhodes	6,143,683 A	11/2000	Shamshoum et al.
5,972,490 A	10/1999	Crighton et al.	6,143,825 A	11/2000	Beren et al.
5,973,078 A	10/1999	Pinoca et al.	6,143,844 A	11/2000	Hokkanen et al.
5,973,084 A	10/1999	Suga et al.	6,143,846 A	11/2000	Herrmann et al.
5,977,251 A	11/1999	Kao et al.	6,147,174 A	11/2000	Holtcamp et al.
5,977,260 A	11/1999	Ciaccia et al.	6,147,180 A	11/2000	Markel et al.
5,983,604 A	11/1999	Wilfong et al.	6,150,481 A	11/2000	Winter et al.
5,985,193 A	11/1999	Harrington et al.	6,153,549 A	11/2000	Hubscher et al.
5,985,426 A	11/1999	Wilkie	6,156,844 A	12/2000	Hashimoto et al.
5,986,009 A	11/1999	Thoen et al.	6,156,846 A	12/2000	Tsuruoka et al.
5,986,024 A	11/1999	Wilson, Jr.	6,159,888 A	12/2000	Welch et al.
5,986,651 A	11/1999	Reber et al.	6,162,871 A	12/2000	Watanabe et al.
5,990,331 A	11/1999	Winter et al.	6,166,161 A	12/2000	Mullins et al.
5,994,437 A	11/1999	Lebez et al.	6,174,930 B1	1/2001	Agarwal et al.
			6,174,946 B1	1/2001	Rubenacker et al.
			6,174,974 B1	1/2001	Starzewski et al.
			6,177,190 B1	1/2001	Gehlsen et al.
			6,177,377 B1	1/2001	Chien

(56)

References Cited

U.S. PATENT DOCUMENTS

6,177,526 B1	1/2001	Fritze	6,323,286 B1	11/2001	Kuramochi et al.
6,177,527 B1	1/2001	Sishta et al.	6,325,956 B2	12/2001	Chaudhary et al.
6,180,229 B1	1/2001	Becker et al.	6,326,426 B1	12/2001	Ellul
6,180,732 B1	1/2001	Ewen	6,326,427 B1	12/2001	Birnbrich et al.
6,184,327 B1	2/2001	Weng et al.	6,326,432 B1	12/2001	Fujita et al.
6,190,760 B1	2/2001	Nagai et al.	6,326,444 B2	12/2001	Lynch et al.
6,191,241 B1	2/2001	Starzewski et al.	6,329,313 B1	12/2001	Fritze et al.
6,197,910 B1	3/2001	Weng et al.	6,329,454 B1	12/2001	Krabbenborg
6,207,606 B1	3/2001	Lue et al.	6,329,468 B1	12/2001	Wang
6,207,746 B1	3/2001	Uchida et al.	6,331,590 B1	12/2001	Herrmann et al.
6,207,748 B1	3/2001	Tse et al.	6,331,595 B1	12/2001	Mitchell et al.
6,207,750 B1	3/2001	Lin et al.	6,339,109 B1	1/2002	Day et al.
6,207,773 B1	3/2001	Ting et al.	6,339,136 B1	1/2002	Huikku et al.
6,210,764 B1	4/2001	Hayes	6,340,703 B1	1/2002	Kelly
6,211,110 B1	4/2001	Santi et al.	6,340,730 B1	1/2002	Murray et al.
6,214,447 B1	4/2001	Nakagawa et al.	6,342,574 B1	1/2002	Weng et al.
6,214,948 B1	4/2001	Zandona	6,346,580 B1	2/2002	Fujita et al.
6,214,949 B1	4/2001	Reddy et al.	6,348,272 B1	2/2002	Haveaux et al.
6,214,952 B1	4/2001	Sadatoshi et al.	6,350,791 B1	2/2002	Feichtmeier et al.
6,218,457 B1	4/2001	Fralich et al.	6,350,828 B1	2/2002	Takaoka et al.
6,218,488 B1	4/2001	Schiggino et al.	6,350,829 B1	2/2002	Lynch et al.
6,218,493 B1	4/2001	Johnson et al.	6,350,830 B1	2/2002	Göres et al.
6,221,802 B1	4/2001	Costa et al.	6,352,948 B1	3/2002	Pike et al.
6,221,981 B1	4/2001	Jung et al.	6,355,747 B1	3/2002	Rausch et al.
6,225,411 B1	5/2001	Dang et al.	6,359,077 B1	3/2002	Avgousti et al.
6,225,432 B1	5/2001	Weng et al.	6,359,095 B1	3/2002	Winter et al.
6,228,948 B1	5/2001	Flaris et al.	6,362,125 B1	3/2002	Shamshoum et al.
6,238,732 B1	5/2001	Cameron et al.	6,365,763 B1	4/2002	Winter et al.
6,245,856 B1	6/2001	Kaufman et al.	6,365,779 B2	4/2002	Devore et al.
6,248,829 B1	6/2001	Fischer et al.	6,368,708 B1	4/2002	Brown et al.
6,248,832 B1	6/2001	Peacock	6,369,175 B1	4/2002	Ewen
6,248,845 B1	6/2001	Loveday et al.	6,369,176 B1	4/2002	Laughner et al.
6,251,997 B1	6/2001	Imai et al.	6,376,410 B1	4/2002	Burkhardt et al.
6,251,998 B1	6/2001	Medsker et al.	6,376,416 B1	4/2002	Hirakawa et al.
6,255,246 B1	7/2001	Devore et al.	6,380,327 B1	4/2002	Teasley
6,255,395 B1	7/2001	Klosiewicz	6,391,974 B1	5/2002	Ogawa et al.
6,255,414 B1	7/2001	Ittel et al.	6,395,831 B1	5/2002	Pelliconi et al.
6,255,425 B1	7/2001	Asanuma et al.	6,399,531 B1	6/2002	Job et al.
6,255,426 B1	7/2001	Lue et al.	6,403,677 B1	6/2002	Walker
6,258,903 B1	7/2001	Mawson et al.	6,403,708 B2	6/2002	Moriya et al.
6,262,203 B1	7/2001	Chien et al.	6,403,855 B1	6/2002	Mertens
6,265,512 B1	7/2001	Siedle et al.	6,407,168 B1	6/2002	Sugita et al.
6,268,062 B1	7/2001	DeMeuse	6,407,171 B1	6/2002	Agarwal et al.
6,268,445 B1	7/2001	McAdon et al.	6,407,177 B1	6/2002	Shamshoum et al.
6,268,453 B1	7/2001	Köppl et al.	6,407,189 B1	6/2002	Herrmann
6,271,164 B1	8/2001	Fritze et al.	6,413,899 B1	7/2002	Dolle et al.
6,271,310 B1	8/2001	Okayama et al.	6,416,699 B1	7/2002	Gownder et al.
6,271,323 B1	8/2001	Loveday et al.	6,417,240 B1	7/2002	Park
6,274,678 B1	8/2001	Shinozaki et al.	6,417,242 B1	7/2002	Hughes et al.
6,277,479 B1	8/2001	Campbell et al.	6,417,275 B2	7/2002	Takayanagi et al.
6,277,934 B1	8/2001	Kondoh et al.	6,420,516 B1	7/2002	Tau et al.
6,281,289 B1	8/2001	Maugans et al.	6,423,793 B1	7/2002	Weng et al.
6,284,814 B1	9/2001	Gupta	6,423,800 B1	7/2002	Musgrave
6,284,820 B1	9/2001	Braga et al.	6,426,026 B1	7/2002	Avgousti et al.
6,284,857 B1	9/2001	Shinozaki et al.	6,429,274 B1	8/2002	Siedle et al.
6,287,658 B1	9/2001	Cosentino et al.	6,430,898 B1	8/2002	Remmers et al.
6,287,705 B1	9/2001	Seta et al.	6,433,087 B1	8/2002	Ebner et al.
6,288,189 B1	9/2001	Brown et al.	6,441,094 B1	8/2002	Cecchin et al.
6,291,063 B1	9/2001	Shah et al.	6,444,301 B1	9/2002	Davidson et al.
6,294,611 B1	9/2001	Takayanagi et al.	6,448,301 B1	9/2002	Gaddam et al.
6,294,632 B1	9/2001	Shiraishi et al.	6,448,302 B1	9/2002	Dawson et al.
6,297,301 B1	10/2001	Erderly et al.	6,448,358 B2	9/2002	Siedle et al.
6,300,398 B1	10/2001	Jialanella et al.	6,455,614 B1	9/2002	Jackson et al.
6,300,419 B1	10/2001	Sehanobish et al.	6,455,630 B1	9/2002	Rigosi et al.
6,300,451 B1	10/2001	Mehta et al.	6,455,634 B1	9/2002	Khandpur et al.
6,303,696 B1	10/2001	Ushioda et al.	6,455,643 B1	9/2002	Harlin et al.
6,306,970 B1	10/2001	Dang et al.	6,458,877 B1	10/2002	Ahmed et al.
6,310,140 B1	10/2001	Raetzsch et al.	6,465,558 B2	10/2002	Scheibelhoffer et al.
6,310,163 B1	10/2001	Brookhart et al.	6,469,110 B1	10/2002	Harlin et al.
6,313,184 B1	11/2001	Sasaki et al.	6,472,473 B1	10/2002	Ansems et al.
6,319,979 B1	11/2001	Dubois et al.	6,472,477 B2	10/2002	Kanzaki et al.
6,319,991 B1	11/2001	Okayama et al.	6,476,135 B1	11/2002	Bugada et al.
6,319,998 B1	11/2001	Cozewith et al.	6,482,907 B1	11/2002	Wang et al.
6,323,151 B1	11/2001	Siedle et al.	6,486,246 B1	11/2002	Vion
6,323,284 B1	11/2001	Peacock	6,489,426 B1	12/2002	Kawamoto et al.
			6,492,465 B1	12/2002	Burkhardt et al.
			6,495,646 B1	12/2002	Arthur et al.
			6,500,540 B1	12/2002	Langohr et al.
			6,503,993 B1	1/2003	Huovinen et al.

(56)

References Cited

U.S. PATENT DOCUMENTS

6,506,839 B1	1/2003	Nishihara et al.	6,703,457 B2	3/2004	Van Baar et al.
6,506,847 B1	1/2003	Song	6,709,734 B2	3/2004	Higashi et al.
6,509,107 B2	1/2003	Ding et al.	6,710,134 B2	3/2004	Demain
6,509,288 B1	1/2003	Dorer et al.	6,713,573 B2	3/2004	Wenzel et al.
6,511,755 B1	1/2003	Mochizuki et al.	6,723,769 B2	4/2004	Miller et al.
6,512,019 B1	1/2003	Agarwal et al.	6,727,332 B2	4/2004	Demain
6,512,050 B2	1/2003	Kanamori et al.	6,730,742 B1	5/2004	Demain
6,515,086 B1	2/2003	Razavi	6,734,253 B2	5/2004	Krabbenborg et al.
6,518,327 B1	2/2003	Dang et al.	6,734,270 B1	5/2004	Minami et al.
6,518,386 B1	2/2003	Resconi et al.	6,747,103 B1	6/2004	Vestberg et al.
6,521,675 B1	2/2003	Wu et al.	6,747,114 B2	6/2004	Karandinos et al.
6,521,693 B2	2/2003	Saito et al.	6,750,288 B2	6/2004	Pradel
6,525,157 B2	2/2003	Cozewith et al.	6,756,098 B2	6/2004	Zhou et al.
6,528,448 B1	3/2003	Jensen et al.	6,756,463 B2	6/2004	Sugano et al.
6,534,608 B2	3/2003	Peterson et al.	6,758,994 B2	7/2004	Gownder et al.
6,537,478 B1	3/2003	Grasmeder et al.	6,759,475 B2	7/2004	Sakai et al.
6,537,652 B1	3/2003	Kochem et al.	6,759,500 B1	7/2004	Dolle et al.
6,545,072 B2	4/2003	Tamura et al.	6,770,355 B1	8/2004	Minami et al.
6,545,099 B2	4/2003	Shinozaki et al.	6,770,714 B2	8/2004	Ommundsen et al.
6,545,108 B1	4/2003	Moody et al.	6,774,069 B2	8/2004	Zhou et al.
6,548,579 B2	4/2003	Reski et al.	6,777,067 B1	8/2004	Speith-Herfurth et al.
6,551,955 B1	4/2003	Diefenbach	6,777,476 B2	8/2004	Jeong et al.
6,555,643 B1	4/2003	Rieger	6,777,497 B2	8/2004	Kanzaki et al.
6,559,211 B2	5/2003	Zhao et al.	6,780,936 B1	8/2004	Agarwal et al.
6,562,886 B1	5/2003	Minami et al.	6,784,250 B2	8/2004	Kijima
6,562,914 B1	5/2003	Andtsjo et al.	6,784,252 B2	8/2004	Ramanathan et al.
6,569,915 B1	5/2003	Jackson et al.	6,784,269 B2	8/2004	Lin et al.
6,569,934 B2	5/2003	Noel, III	6,790,922 B2	9/2004	Rieger
6,569,945 B2	5/2003	Bugada et al.	6,797,371 B1	9/2004	Gehlsen et al.
6,569,965 B2	5/2003	Markel et al.	6,797,774 B2	9/2004	Kijima
6,573,344 B1	6/2003	Hawley et al.	6,800,669 B2	10/2004	Thoen et al.
6,573,350 B1	6/2003	Markel et al.	6,800,681 B2	10/2004	Ohkawa et al.
6,573,352 B1	6/2003	Tatsumi et al.	6,800,700 B2	10/2004	Sun
6,576,306 B2	6/2003	Mehta et al.	6,800,703 B1	10/2004	Reinking et al.
6,576,712 B2	6/2003	Feldstein et al.	6,800,706 B1	10/2004	Kanamaru et al.
6,582,828 B1	6/2003	Kaschel	6,800,710 B2	10/2004	Pelliconi et al.
6,583,076 B1	6/2003	Pekrul et al.	6,811,886 B1	11/2004	Speith-Herfurth et al.
6,583,209 B2	6/2003	Mehta et al.	6,815,490 B2	11/2004	Seelert et al.
6,583,254 B2	6/2003	Tsuji et al.	6,815,496 B2	11/2004	Tasaka et al.
6,586,531 B2	7/2003	Washiyama et al.	6,818,698 B1	11/2004	Kashikar
6,586,536 B1	7/2003	Kelley	6,824,721 B2	11/2004	Albe et al.
6,590,006 B2	7/2003	Park et al.	6,825,276 B2	11/2004	Forte et al.
6,593,407 B2	7/2003	Haner et al.	6,825,280 B1	11/2004	Hayakawa et al.
6,593,442 B2	7/2003	Bidell et al.	6,825,292 B2	11/2004	Reid
6,596,198 B1	7/2003	Semen	6,828,022 B2	12/2004	Bisleri et al.
6,596,814 B2	7/2003	Kim et al.	6,833,180 B1	12/2004	Kodemura
6,599,985 B2	7/2003	Fujii et al.	6,833,404 B2	12/2004	Quinn et al.
6,602,598 B1	8/2003	Simpson et al.	6,841,620 B2	1/2005	Ansems et al.
6,610,785 B1	8/2003	Cecchin et al.	6,844,078 B2	1/2005	Su et al.
6,613,381 B1	9/2003	Bredahl et al.	6,855,406 B2	2/2005	Takayasu et al.
6,613,816 B2	9/2003	Mahdi et al.	6,855,411 B2	2/2005	Su et al.
6,620,888 B2	9/2003	Resconi et al.	6,855,424 B1	2/2005	Thomas et al.
6,620,892 B1	9/2003	Bertin et al.	6,855,656 B2	2/2005	Hosaka et al.
6,624,253 B2	9/2003	Nakamura et al.	6,855,777 B2	2/2005	McLoughlin et al.
6,627,723 B2	9/2003	Karandinos et al.	6,858,667 B1	2/2005	Flerlage et al.
6,630,559 B2	10/2003	Shinozaki et al.	6,858,676 B1	2/2005	Johoji et al.
6,632,885 B2	10/2003	Morizono et al.	6,858,695 B2	2/2005	Schmidt, Jr. et al.
6,635,715 B1	10/2003	Datta et al.	6,858,700 B2	2/2005	Dahl et al.
6,635,733 B2	10/2003	Yahata et al.	6,861,472 B2	3/2005	Adedeji et al.
6,639,018 B2	10/2003	Yunoki et al.	6,863,989 B1	3/2005	Dyatlov et al.
6,639,020 B1	10/2003	Brant	6,867,252 B1	3/2005	Tomomatsu et al.
6,646,019 B2	11/2003	Perez et al.	6,867,253 B1	3/2005	Chen
6,646,051 B1	11/2003	Demain	6,872,790 B2	3/2005	Ewen
6,649,685 B2	11/2003	Saito et al.	6,875,816 B2	4/2005	DeGroot et al.
6,653,385 B2	11/2003	Wang et al.	6,878,327 B2	4/2005	Cooper et al.
6,657,009 B2	12/2003	Zhou	6,878,756 B2	4/2005	Cinelli et al.
6,657,025 B2	12/2003	Blackmon et al.	6,881,793 B2	4/2005	Sheldon et al.
6,659,965 B1	12/2003	Kensey et al.	6,884,846 B2	4/2005	Pradel
6,660,805 B1	12/2003	Righettini et al.	6,884,851 B2	4/2005	Gauthy
6,660,809 B1	12/2003	Weng et al.	6,887,941 B2	5/2005	Zhou
6,664,306 B2	12/2003	Gaddam et al.	6,887,943 B2	5/2005	Onoe et al.
6,664,309 B2	12/2003	Svenningsen et al.	6,890,661 B2	5/2005	Pradel
6,673,870 B2	1/2004	Owens et al.	6,897,261 B1	5/2005	Machida et al.
6,677,403 B1	1/2004	Abe	6,905,760 B1	6/2005	Mukohara et al.
6,686,433 B1	2/2004	Miro et al.	6,913,834 B2	7/2005	Kanamaru et al.
			6,914,085 B2	7/2005	Delaite et al.
			6,916,892 B2	7/2005	Tharappel et al.
			6,924,041 B2	8/2005	Lee et al.
			6,924,342 B2	8/2005	Stevens et al.

(56)

References Cited

U.S. PATENT DOCUMENTS

6,951,683 B2 10/2005 Blackwell
 6,951,900 B2 10/2005 Blanchard et al.
 6,964,986 B2 11/2005 Bachon et al.
 6,984,680 B2 1/2006 Quinn
 6,992,121 B1 1/2006 Peters et al.
 6,992,128 B2 1/2006 Busch et al.
 6,992,146 B2 1/2006 McLoughlin et al.
 6,994,763 B2 2/2006 Austin
 6,994,915 B2 2/2006 Pelliconi et al.
 6,998,431 B2 2/2006 Albe
 7,008,990 B2 3/2006 Raether et al.
 7,019,078 B1 3/2006 Collina et al.
 7,022,763 B2 4/2006 Matsugi et al.
 7,022,795 B1 4/2006 Huffer et al.
 7,022,796 B2 4/2006 Blackmon et al.
 7,026,055 B2 4/2006 Hanyu et al.
 7,026,421 B2 4/2006 Appleyard et al.
 7,038,000 B2 5/2006 Vestberg et al.
 7,041,381 B1 5/2006 Rasp et al.
 7,056,991 B2 6/2006 Tharappel et al.
 7,060,754 B2 6/2006 Stevens et al.
 7,064,160 B2 6/2006 Zanka et al.
 7,064,163 B2 6/2006 Shida
 7,067,196 B2 6/2006 Pradel et al.
 7,067,585 B2 6/2006 Wang et al.
 7,078,468 B2 7/2006 Thorman
 7,081,299 B2 7/2006 Richeson
 7,081,493 B2 7/2006 Kawai et al.
 7,087,314 B2 8/2006 Forte et al.
 7,091,277 B2 8/2006 Rydin et al.
 7,094,463 B2 8/2006 Haas et al.
 7,094,820 B2 8/2006 Zhao et al.
 7,101,622 B2 9/2006 Chang et al.
 7,101,926 B2 9/2006 McMichael et al.
 7,101,929 B2 9/2006 Zah et al.
 7,105,604 B2 9/2006 Shimizu et al.
 7,105,609 B2 9/2006 Datta et al.
 7,109,265 B2 9/2006 Kucera et al.
 7,109,269 B2 9/2006 Stevens et al.
 7,112,642 B2 9/2006 Meesters et al.
 7,115,694 B2 10/2006 Shimizu et al.
 7,119,154 B2 10/2006 Coates et al.
 7,122,584 B2 10/2006 Moriya et al.
 7,122,604 B2 10/2006 Onoe et al.
 7,125,924 B2 10/2006 Credali et al.
 7,129,292 B1 10/2006 Kristen et al.
 7,138,173 B2 11/2006 Wheatley et al.
 7,141,182 B2 11/2006 Walters et al.
 7,141,300 B2 11/2006 Yamamoto et al.
 7,144,542 B2 12/2006 Holzer et al.
 7,144,925 B2 12/2006 Burgun et al.
 7,144,939 B2 12/2006 Dotson et al.
 7,144,959 B2 12/2006 Kitahara
 7,148,305 B2 12/2006 Stevens et al.
 7,153,906 B2 12/2006 Akiyama et al.
 7,160,949 B2 1/2007 Ota et al.
 7,160,950 B2 1/2007 Mori et al.
 7,169,727 B2 1/2007 Thorman
 7,169,827 B2 1/2007 Debras et al.
 7,169,866 B2 1/2007 Ostoja Starzewski et al.
 7,169,871 B2 1/2007 Morini et al.
 7,173,099 B1 2/2007 Minami
 7,175,906 B2 2/2007 Longmoore
 7,183,364 B2 2/2007 Sita
 7,186,312 B1 3/2007 Bolte et al.
 7,189,788 B2 3/2007 Machida et al.
 7,192,902 B2 3/2007 Brinen et al.
 7,193,003 B2 3/2007 Oi et al.
 7,193,013 B2 3/2007 Machida et al.
 7,199,204 B2 4/2007 Haner et al.
 7,201,815 B2 4/2007 Muvundamina
 7,202,296 B2 4/2007 Muylem et al.
 7,208,436 B2 4/2007 Dall'Occo et al.
 7,208,552 B2 4/2007 Komoto et al.
 7,211,537 B2 5/2007 Fujita et

7,214,745 B2 5/2007 Arai et al.
 7,217,455 B2 5/2007 Valdez
 7,217,766 B2 5/2007 Datta et al.
 7,226,880 B2 6/2007 Potnis
 7,226,974 B2 6/2007 Nishihara
 7,229,687 B2 6/2007 Kinning et al.
 7,232,872 B2 6/2007 Shaffer et al.
 7,235,191 B2 6/2007 Schmidt et al.
 7,235,610 B2 6/2007 Fujino et al.
 7,235,618 B2 6/2007 Lin et al.
 7,238,759 B2 7/2007 Stevens et al.
 7,238,846 B2 7/2007 Janssen et al.
 7,241,844 B2 7/2007 Bouhelal
 7,247,675 B2 7/2007 Thomas et al.
 7,250,211 B1 7/2007 Minami et al.
 7,250,470 B2 7/2007 Stevens et al.
 7,250,471 B2 7/2007 Stevens et al.
 7,253,234 B2 8/2007 Mori et al.
 7,262,251 B2 8/2007 Kanderski et al.
 7,268,185 B2 9/2007 Shimojo et al.
 7,294,681 B2 11/2007 Jiang et al.
 7,524,910 B2 4/2009 Jiang et al.
 7,700,707 B2 4/2010 Abhari et al.
 2001/0004662 A1 6/2001 Bidell et al.
 2001/0007896 A1 7/2001 Agarwal et al.
 2001/0016639 A1 8/2001 Agarwal et al.
 2001/0031843 A1 10/2001 Whiteker et al.
 2001/0034299 A1 10/2001 Terry et al.
 2001/0044505 A1 11/2001 Ford et al.
 2001/0044515 A1 11/2001 Siedel et al.
 2001/0047064 A1 11/2001 Sun 526/74
 2001/0049331 A1 12/2001 Chang
 2001/0053837 A1 12/2001 Agarwal et al.
 2002/0007033 A1 1/2002 Karandinos et al.
 2002/0010077 A1 1/2002 Lue et al.
 2002/0013440 A1 1/2002 Agarwal et al.
 2002/0016254 A1 2/2002 Whiteker et al.
 2002/0019507 A1 2/2002 Karandinos et al.
 2002/0023037 A1 2/2002 White, Jr.
 2002/0040114 A1 4/2002 Loveday et al.
 2002/0045054 A1 4/2002 Uhara et al.
 2002/0049135 A1 4/2002 Moody et al.
 2002/0061945 A1 5/2002 Oates et al.
 2002/0064653 A1 5/2002 Ladika et al.
 2002/0065192 A1 5/2002 Mackenzie et al.
 2002/0086955 A1 7/2002 Kendrick
 2002/0123538 A1 9/2002 Zhou et al.
 2002/0124956 A1 9/2002 Zhou
 2002/0132923 A1 9/2002 Langohr et al.
 2003/0065097 A1 4/2003 DeGroot et al.
 2003/0078350 A1 4/2003 Weng et al. 526/160
 2003/0096896 A1 5/2003 Wang et al.
 2004/0023037 A1 2/2004 Baumert et al.
 2004/0034170 A1 2/2004 Brant
 2004/0039058 A1 2/2004 Ursin et al.
 2004/0039117 A1 2/2004 Kijima 525/55
 2004/0046214 A1 3/2004 Ishigaki et al.
 2004/0048984 A1 3/2004 Weng et al. 525/245
 2004/0127614 A1 7/2004 Jiang et al. 524/270
 2004/0138392 A1 7/2004 Jiang et al.
 2004/0220320 A1 11/2004 Abhari et al. 524/487
 2004/0220336 A1 11/2004 Abhari et al. 525/70
 2004/0220359 A1 11/2004 Abhari et al. 526/65
 2004/0249046 A1 12/2004 Abhari et al. 524/474
 2005/0020778 A1 1/2005 DeGroot et al.
 2005/0065286 A1 3/2005 DeGroot et al.
 2005/0187350 A1 8/2005 Stevens et al.
 2005/0187351 A1 8/2005 Stevens et al.
 2006/0025535 A1 2/2006 Onoe et al.

FOREIGN PATENT DOCUMENTS

DE 2316614 10/1973
 DE 19960411 7/2001
 DE 19963585 7/2001
 EP 0 821 748 12/1901
 EP 1 396 054 4/1965
 EP 1 582 841 10/1969
 EP 0 930 320 10/1983

(56)

References Cited

FOREIGN PATENT DOCUMENTS

EP	0 033 220	4/1984	EP	0 584 609	3/1999	
EP	0 115 434	8/1984	EP	0 627 447	4/1999	
EP	0 263 718	4/1988	EP	0 685 498	5/1999	
EP	0 248 708	10/1988	EP	0 696 303	6/1999	
EP	0 284 707	10/1988	EP	0 922 653	6/1999	
EP	0 319 043	6/1989	EP	1 040 140	6/1999	
EP	0 366 411	5/1990	EP	1 040 146	6/1999	
EP	0 387 691	9/1990	EP	1 044 225	6/1999	
EP	0 442 245	8/1991	EP	0 608 054	7/1999	
EP	0 486 293	9/1991	EP	1 049 730	7/1999	
EP	0 459 264	12/1991	EP	0 827 526	8/1999	
EP	0 513 808	11/1992	EP	0 747 403	9/1999	
EP	0 515 132	11/1992	EP	0 953 581	11/1999	
EP	0 524 624	1/1993	EP	0 602 716	12/1999	
EP	0375730	1/1993	EP	0 423 101	1/2000	
EP	0 530 908	3/1993	EP	0 974 601	1/2000	
EP	0 536 104	4/1993	EP	0 909 284	2/2000	
EP	0 417 428	9/1993	EP	0 731 729	3/2000	
EP	0 577 581	1/1994	EP	0 909 283	3/2000	
EP	0 363 029	8/1994	EP	0 985 677	3/2000	
EP	0 612 768	8/1994	EP	0 719 797	4/2000	
EP	0 310 734	11/1994	EP	0 719 802	5/2000	
EP	0 647 246	11/1994	EP	0 769 505	5/2000	
EP	0 648 801	4/1995	EP	1 141 051	6/2000	
EP	0 653 433	5/1995	EP	0 586 168	7/2000	
EP	0 666 267	8/1995	EP	0889912	7/2000	
EP	0 557 718	10/1995	EP	1 031 580	8/2000	
EP	0 516 019	12/1995	EP	0 889 911	11/2000	
EP	0 564 596	2/1996	EP	1 050 558	11/2000	
EP	0 695 765	2/1996	EP	0 654 476	1/2001	
EP	0 516 018	3/1996	EP	1 077 244	2/2001	
EP	0 700 937	3/1996	EP	0 702 030	3/2001	
EP	0 593 083	5/1996	EP	1 081 203	3/2001	
EP	0 718 359	6/1996	EP	1 081 204	3/2001	
EP	0 719 829	7/1996	EP	0 882 069	4/2001	
EP	0 553 757	9/1996	EP	0 882 076	4/2001	
EP	0 733 652	9/1996	EP	1 238 035	4/2001	
EP	0 652 905	10/1996	EP	0 351 392	5/2001	
EP	0 747 430	12/1996	EP	0 882 007	5/2001	
EP	0 749 989	12/1996	EP	0 882 077	5/2001	
EP	0 773 238	5/1997	EP	1 095 944	5/2001	
EP	0 773 239	5/1997	EP	1 095 951	5/2001 C08F 10/06
EP	0 791 607	5/1997	EP	1 100 854	5/2001	
EP	0 643 100	7/1997	EP	1 100 854	5/2001	
EP	0 527 221	9/1997	EP	0 824 113	6/2001	
EP	0 598 628	9/1997	EP	1 237 963	6/2001	
EP	0 620 257	9/1997	EP	1 252 231	7/2001	
EP	0 803 559	10/1997	EP	0 619 325	8/2001	
EP	0 812 854	12/1997	EP	1 023 379	8/2001	
EP	0 700 934	1/1998	EP	0 886 656	9/2001	
EP	0 661 300	3/1998	EP	0 886 658	9/2001	
EP	0 832 294	4/1998	EP	1 144 533	10/2001	
EP	0 832 924	4/1998	EP	0 963 382	11/2001	
EP	0 646 604	5/1998	EP	1 153 944	11/2001 C08F 10/06
EP	0 841 349	5/1998	EP	0 645 401	12/2001	
EP	0 842 955	5/1998	EP	0 707 010	12/2001	
EP	0 527 589	6/1998	EP	0 747 402	12/2001	
EP	0 563 917	6/1998	EP	0 821 748	12/2001	
EP	0 613 908	7/1998	EP	0 891 381	12/2001	
EP	0 948 432	7/1998	EP	1 118 637	12/2001	
EP	0 958 318	7/1998	EP	1 066 330	2/2002	
EP	0 857 735	8/1998	EP	1 181 979	2/2002	
EP	0 958 313	8/1998	EP	0 659 757	3/2002	
EP	0 958 314	8/1998	EP	1 197 500	4/2002	
EP	0 958 324	8/1998	EP	1 089 878	5/2002	
EP	0 864 593	9/1998	EP	1 231 236	8/2002	
EP	0 500 944	10/1998	EP	0 868 498	1/2003	
EP	0 573 120	11/1998	EP	1 295 925	3/2003 C09J 123/12
EP	0 879 849	11/1998	EP	1 295 926	3/2003	
EP	0 977 666	11/1998	EP	1 295 926 A	3/2003	
EP	0 977 808	11/1998	EP	1 165 622	4/2003	
EP	0 788 521	12/1998	EP	0 950 667	8/2005	
EP	0 882 731	12/1998	FR	1396054	4/1965	
EP	0 889 089	1/1999	FR	1582841	10/1969	
EP	0 889 912	1/1999	GB	1 325 484	8/1973	
			GB	2 323 846	3/1997	
			GB	2323846	3/1997	
			JP	51 114 438	10/1976	
			JP	56 072 033	6/1981	

(56) References Cited			WO	99/01481	1/1999
FOREIGN PATENT DOCUMENTS			WO	99/05152	2/1999
JP	56 109 213	8/1981	WO	99/10425	3/1999
JP	57 076 041	5/1982	WO	99/14046	3/1999
JP	58 049 736	3/1983	WO	99/14047	3/1999
JP	59 159 843	9/1984	WO	99/14262	3/1999
JP	60 011 538	1/1985	WO	99/19394	4/1999
JP	01 054 010	3/1989	WO	99/20664	4/1999
JP	01054010	3/1989	WO	99/20694	4/1999
JP	57 030 774	10/1989	WO	99/20701	4/1999
JP	0 208 6676	3/1990	WO	99/24516	5/1999
JP	02 086 676	3/1990	WO	99/29742	6/1999
JP	08 336 937	12/1996	WO	99/29743	6/1999
JP	59 217 709	12/1998	WO	99/29749	6/1999
JP	11 115 127	4/1999	WO	99/32272	7/1999
JP	11115127	4/1999	WO	99/32288	7/1999
JP	11 349 634	12/1999	WO	99/32525	7/1999
JP	99349634 A	12/1999	WO	99/37711	7/1999
WO	89/12828	12/1989	WO	99/46348	9/1999
WO	90/12839	11/1990	WO	99/54421	10/1999
WO	91/07472	5/1991	WO	99/60060	11/1999
WO	WO 91/07472	5/1991	WO	99/61467	12/1999
WO	92/20644	11/1992	WO	99/61487	12/1999
WO	94/04625	3/1994	WO	99/65949	12/1999
WO	94/07930	4/1994	WO	99/67094	12/1999
WO	94/12193	6/1994	WO	00/00565	1/2000
WO	94/13715	6/1994	WO	00/01745	1/2000
WO	94/25498	11/1994	WO	00/23483	4/2000
WO	94/25526	11/1994	WO	00/29655	5/2000
WO	95/06556	3/1995	WO	00/37514	6/2000
WO	95/10575	4/1995	WO	00/44799	8/2000
WO	WO 95/10575	4/1995	WO	00/47592	8/2000
WO	95/24449	9/1995	WO	00/50466	8/2000
WO	95/32242	11/1995	WO	00/50475	8/2000
WO	95/12744	5/1996	WO	00/58320	10/2000
WO	96/12744	5/1996	WO	00/59721	10/2000
WO	96/13531	5/1996	WO	00/69869	11/2000
WO	96/23010	8/1996	WO	00/69963	11/2000
WO	96/23751	8/1996	WO	00/75198	12/2000
WO	96/23838	8/1996	WO	01/00257	1/2001
WO	96/26967	9/1996	WO	01/00691	1/2001
WO	96/27622	9/1996	WO	01/00693	1/2001
WO	96/29460	9/1996	WO	01/02444	1/2001
WO	96/37568	11/1996	WO	WO 01/00693	1/2001
WO	97/04271	2/1997	WO	01/09200	2/2001
WO	97/10300	3/1997	WO	01/14429	3/2001
WO	97/12919	4/1997	WO	01/16189	3/2001
WO	97/15636	5/1997	WO	01/18109	3/2001
WO	97/20872	6/1997	WO	01/19609	3/2001
WO	WO 97/20872	6/1997	WO	01/23396	4/2001
WO	97/23577	7/1997	WO	01/25296	4/2001
WO	97/26287	7/1997	WO	01/27213	4/2001
WO	97/29138	8/1997	WO	01/29096	4/2001
WO	97/33921	9/1997	WO	01/32721	5/2001
WO	97/49738	12/1997	WO	01/34665	5/2001
WO	98/02467	1/1998	WO	01/40325	6/2001
WO	98/02471	1/1998	WO	01/42322	6/2001
WO	98/03603	1/1998	WO	01/42323	6/2001
WO	98/012471	1/1998	WO	01/42350	6/2001
WO	98/09996	3/1998	WO	01/42351	6/2001
WO	98/10016	3/1998	WO	01/44309	6/2001
WO	98/23690	6/1998	WO	01/46274	6/2001
WO	98/23699	6/1998	WO	01/46277	6/2001
WO	98/29249	7/1998	WO	01/46278	6/2001
WO	98/32784	7/1998	WO	01/48029	7/2001
WO	98/33860	8/1998	WO	01/48034	7/2001
WO	98/34965	8/1998	WO	01/48036	7/2001
WO	98/34970	8/1998	WO	01/48037	7/2001
WO	98/34971	8/1998	WO	01/48038	7/2001
WO	98/34985	8/1998	WO	01/70878	9/2001
WO	98/38374	9/1998	WO	01/74745	10/2001
WO	98/41574	9/1998	WO	01/77193	10/2001
WO	98/42780	10/1998	WO	01/81493	11/2001
WO	98/46694	10/1998	WO	01/83498	11/2001
WO	98/49229	11/1998	WO	01/83571	11/2001
WO	98/52686	11/1998	WO	01/96490	12/2001
WO	98/57998	12/1998	WO	01/98374	12/2001
			WO	01/98380	12/2001
			WO	01/98381	12/2001

..... C09J 153/00

..... C09J 123/26

..... C08F 210/00

..... C08F 10/06

(56)

References Cited

FOREIGN PATENT DOCUMENTS

WO	WO 01/96490	12/2001	C09J 123/12
WO	02/20644	3/2002		
WO	02/35956	5/2002		
WO	02/35966	5/2002		
WO	02/36651	5/2002		
WO	02/36651 A	5/2002		
WO	02/051931	7/2002		
WO	02/053668	7/2002		
WO	02/053669	7/2002		
WO	02/070572	9/2002		
WO	02/074816	9/2002		
WO	02/074817	9/2002		
WO	WO 02/070572	9/2002	C08F 210/16
WO	03/033612	4/2003		
WO	03/091289	11/2003		
WO	WO 03/091289	11/2003	C08F 4/645
WO	2004/037872	5/2004		
WO	2004/037872 A	5/2004		
WO	2004/046214	6/2004		
WO	2004/046214 A	6/2004		
WO	2005/023889	3/2005		
WO	2005/035598	4/2005		
WO	2005/087864	9/2005		
WO	2005/095474	10/2005		
WO	2005/095476	10/2005		
WO	2005/096468	10/2005		
WO	2007/002435	1/2007		

OTHER PUBLICATIONS

Mun Fu Tse, "Studies of triblock copolymer-trackifying resin interactions by viscoelasticity and adhesive performance", *J. Adhesion Sci. Technol.*, 1989, vol. 3, No. 7, pp. 551-579.

Markel, et al., "Metallocene-Based Branch-Block Thermoplastic Elastomers", *Macromolecules*, vol. 33, No. 23, pp. 8541-8548.

Sun, et al., "Effect of Short Chain Branching on the Coil Dimensions of Polyolefins in Dilute Solution", *Macromolecules*, 2001, 34, pp. 6812-6820.

Huntsman REXtac APAO Polymers.

Dr. Thomas Sun, "Characterization of Polyolefins Using High Temperature Size Exclusion Chromatography Combined with Multi-Angle Laser Light Scattering Viscometry", 1999.

"Standard Test Method for Peel Resistance of Adhesives(T-Peel Test)", Designation: D 1876-01, ASTM International, 2002.

Abstract of EP 0 248708, published on Dec. 9, 1987, entitled "Process for Controlling a Plant for Producing Cement by the Dry Way with Precalcination".

Abstract of EP 0 387 691, published on Sep. 19, 1999, entitled, "Process for Preparing a Syndiotactic Polyolefin".

Abstract of EP 0 516 018, published on Dec. 2, 1992, entitled "Process for Preparing Olefin Polymers with Large Molecular Weights Distribution".

Abstract of EP 0 516 019, published on Dec. 2, 1992, entitled "Process for Preparing Syndiotactic Polyolefins with Large Molecular Weight Distribution".

Abstract of EP 0 553 757, published on Aug. 4, 1993, entitled "Catalyst and Process for Polymerisation and Copolymerisation of Olefins".

Abstract of EP 0 557 718, published on Sep. 1, 1993, entitled "Catalyst for Olefin Polymerisation, Process for Preparing the Same and Its Use".

Abstract of EP 563 917, published on Oct. 6, 1993, entitled "Catalyst for the Polymerization of Olefins, Process for its Preparation and its Use".

Abstract of EP 0 573 120, published on Dec. 8, 1993, entitled "Process for Producing a Catalyst System, Process for the (Co)Polymerisation of Olefins and (Co)Polymers of at Least One Olefin".

Abstract of EP 0 584 609, published on Aug. 24, 1994, entitled "Process for Preparing Polyolefins".

Abstract of EP 0 602 716, published on Jun. 22, 1994, entitled "Catalyst System, Process for its Production and its Use in (Co)Polymerization of Olefins".

Abstract of EP 0 613 908, published on Sep. 7, 1994, entitled "Solid Precursor of a Catalytic System for Polymerization of Olefins, Process for its Preparation and Catalytic System Containing said Precursor".

Abstract of EP 0 627 447, published on Dec. 7, 1994, entitled "Catalyst Support and Catalyst for Alpha-Olefin Polymerization: Process for Preparing Them Polymerization of Alpha-Olefins in the Presence of the Catalyst".

Abstract of EP 0 643 100, published on Mar. 15, 1995, entitled "Low temperature Impact-Resistant Compositions of Semicrystalline Propylene Homopolymers".

Abstract of EP 0 645 401, published on Mar. 29, 1995, entitled "Process for Producing Polyolefins".

Abstract of EP 0 646 604, published Apr. 5, 1995, entitled "Process for Olefin Polymerization".

Abstract of EP 0 654 476, published on May 24, 1995, entitled "Metallocenes, Their Preparation and Use as Catalysts".

Abstract of EP 0 659 757, published on Jun. 28, 1995, entitled "Metallocenes".

Abstract of EP 0 661 300, published on Jul. 5, 1995, entitled "Process for the Production of Polyolefins".

Abstract of EP 0 700 934, published on Mar. 13, 1996, entitled "Supported Metallocene Catalyst System".

Abstract of EP 0 700 937, published on Mar. 13, 1996, entitled "Process for Preparing Ethylene Polymers".

Abstract of EP 0 702 030, published on Mar. 20, 1996, entitled "Process for Preparing Olefin Polymers with Large Molecular Weight Distribution".

Abstract of EP 0 707 010, published on Sep. 29, 1999, entitled "Metallocenes".

Abstract of EP 0 719 802, published on Nov. 25, 1998, entitled "Polyolefin Was".

Abstract of EP 0 824 113, published on Feb. 18, 1998, entitled "Supported Catalyst, Process for its Preparation and its Use in Olefin Polymerization".

Abstract of EP 0 832 924, published on Apr. 1, 1998, entitled "Polyolefin Composition for the Preparation of Non-Wovens".

Abstract of EP 0 857 735, published on Jul. 26, 2000, entitled "Process for Producing a Catalyst System, Process for the (Co)Polymerization of Olefins and (Co)Polymers of at Least One Olefin".

Abstract of EP 0 864 593, published on Sep. 16, 1998, entitled "Comb-Polymers Via Metallocene Catalysis".

Abstract of EP 0 822 069, published on Dec. 9, 1998, entitled "Process for Producing Polymers of Alkenes by Suspension Polymerisation".

Abstract of EP 0 822 076, published on Dec. 9, 1998, entitled "Supported Catalyst System".

Abstract of EP 0 882 077, published on Dec. 9, 1998, entitled "Process for Producing Alkene Polymers by Gas Phase Polymerisation".

Abstract of EP 0 822 731, published on May 31, 2000, entitled "Bridged Metallocene Compounds and Their Use as Olefin Polymerization Catalysts".

Abstract of EP 0 909 283, published on Apr. 21, 1999, entitled "Method for Producing High Melting-Point Polyolefins".

Abstract of EP 0 909 284, published on Apr. 21, 1999, entitled "Method for Producing Thermoplastic Elastomers".

Abstract of EP 1 066 330, published on Jan. 10, 2001, entitled "Catalyst System, Method for the Production Thereof, and the Utilization Thereof for the Polymerization of Olefins".

Abstract of EP 1 077 244, published on Sep. 5, 2001, entitled "Use of Reactive Phenolic Resins in the Preparation of Highly Viscous, Self-Adhesive Materials".

Abstract of EP 1 081 203, published on Mar. 7, 2001, entitled "Use of Isocyanates in the Production of Highly Viscous Self-Sticking Compositions".

Abstract of EP 1 081 204, published on Mar. 7, 2001, entitled "Use of Sulfur for Curing High-Viscosity Pressure-Sensitive self-Adhesive Materials Based on Non-thermoplastic Elastomers".

Abstract of EP 1 089 878, published on Apr. 11, 2001, entitled "Sealable Multilayer Film Made of a Grafted Terpolymer".

Abstract of WO96/23751, published on Aug. 8, 1996, entitled "Process for Preparing Olefin Oligomers".

(56)

References Cited

OTHER PUBLICATIONS

Abstract of WO99/05152, published on Feb. 4, 1999, entitled "Method for Producing Metallocenes".

Abstract of WO99/61487, published on Dec. 2, 1999, entitled "Catalyst System and the Use of Said Catalyst system for Polymerising Propylene".

Abstract of WO99/67094, published on Dec. 29, 1999, entitled "Sealable Multilayer Film Made of a Grafted Terpolymer".

Abstract of WO/0044799, published on Aug. 3, 2000, entitled "Organometal Compound, Catalyst System Containing Said Organometal Compound and its Use".

Abstract of WO01/14429, published on Mar. 1, 2001, entitled "Supported Catalyst Systems, Method for the Production Thereof and Method for Producing Poly-1 Alkenes with Bimodal or Multimodal Molecular Weight Distribution".

Abstract of WO01/46274, published on Jun. 28, 2001, entitled "Partly Crystalline Propylene Polymerisate Composition for Production of Biaxial-Stretched Polypropylene Films".

Abstract of WO01/48034, published on Jun. 20, 2002, entitled "Transition Metal Compound, Ligand System, Catalyst System and the Use of the Latter for the Polymerisation of Olefins".

S. Lieber et al., "Propene Polymerization with Catalyst Mixtures Containing Different *ansa*-Zirconocenes: Chain Transfer to Alkylaluminum Cocatalysts and Formation of Stereoblock Polymers," *Macromolecules* 2000, vol. 33, pp. 9192-9199.

G. Britovsek, et al., "Iron Catalyzed Polyethylene Chain Growth on Zinc: A Study of the Factors Delineating Chain Transfer versus Catalyzed Chain Growth in Zinc and Related Metal Alkyl Systems," *J. Am. Chem. Soc.* 2004, vol. 126, pp. 10701-10712.

"Structures and Properties of Block Polymers and Multiphase Polymer Systems: An Overview of Present Status and Future Potential",

S. L. Aggarwal, Sixth Biennial Manchester Polymer Symposium (UMIST Manchester, Mar. 1976).

Lieber and Brintzinger in "Propene Polymerization with Catalyst Mixtures Containing Different *ansa*-Zirconocenes: Chain Transfer to Alkylaluminum Cocatalysts and Formations of Stereoblock Polymers", *Macromolecules* 2000, 33, No. 25 (pp. 9192-9199), Germany. U.S. Appl. No. 11/888,870, filed Aug. 2, 2007, Inventor: Jiang, et al., entitled Multiple Catalyst System for Olefin Polymerization and Polymers Produced Therefrom.

U.S. Appl. No. 10/686,951, filed Oct. 15, 2003, entitled "Polyolefin Adhesive Compositions and Articles Made Therefrom", Inventors: Jiang, et al.

U.S. Appl. No. 10/825,380, filed Apr. 15, 2004, entitled "Multiple Catalyst and Reactor System for Olefin Polymerization and Polymers Produced Therefrom", Inventors: Abhari et al.

U.S. Appl. No. 10/825,635, filed Apr. 15, 2004, entitled "Blend Functionalized Polyolefin Adhesive", Inventors: Abhari et al.

U.S. Appl. No. 10/825,349, filed Apr. 15, 2004, entitled "Functionalized Olefin Polymers", Inventors: Abhari et al.

U.S. Appl. No. 10/825,348, filed Apr. 15, 2004, entitled "Polyolefin Adhesive Compositions and Articles Made Therefrom", Inventors: Abhari et al.

Chen, et al., "Cocatalyst for Metal-Catalyzed Olefin Polymerization: Activators, Activation Processes, and Structure-Activity Relationships", *Chem. Rev.*, 2000, 100, pp. 1391-1434.

Mun Fu Tse, "Studies of triblock copolymer-tackifying resin interactions by viscoelasticity and adhesive performance", *J. Adhesion Sci. Technol.*, 1989, vol. 3, No. 7, pp. 551-579.

Dr. Thomas Sun, "Characterization of Polyolefins Using High Temperature Size Exclusion Chromatography Combined with Multi-Angle Laser Light Scattering and Viscometry", 1999.

"Standard Test Method for Peel Resistance of Adhesives (T-Peel Test)¹", Designation: D 1876-01, ASTM International, 2002.

Abstract of DE 2316614.

Abstract of CA 2407183.

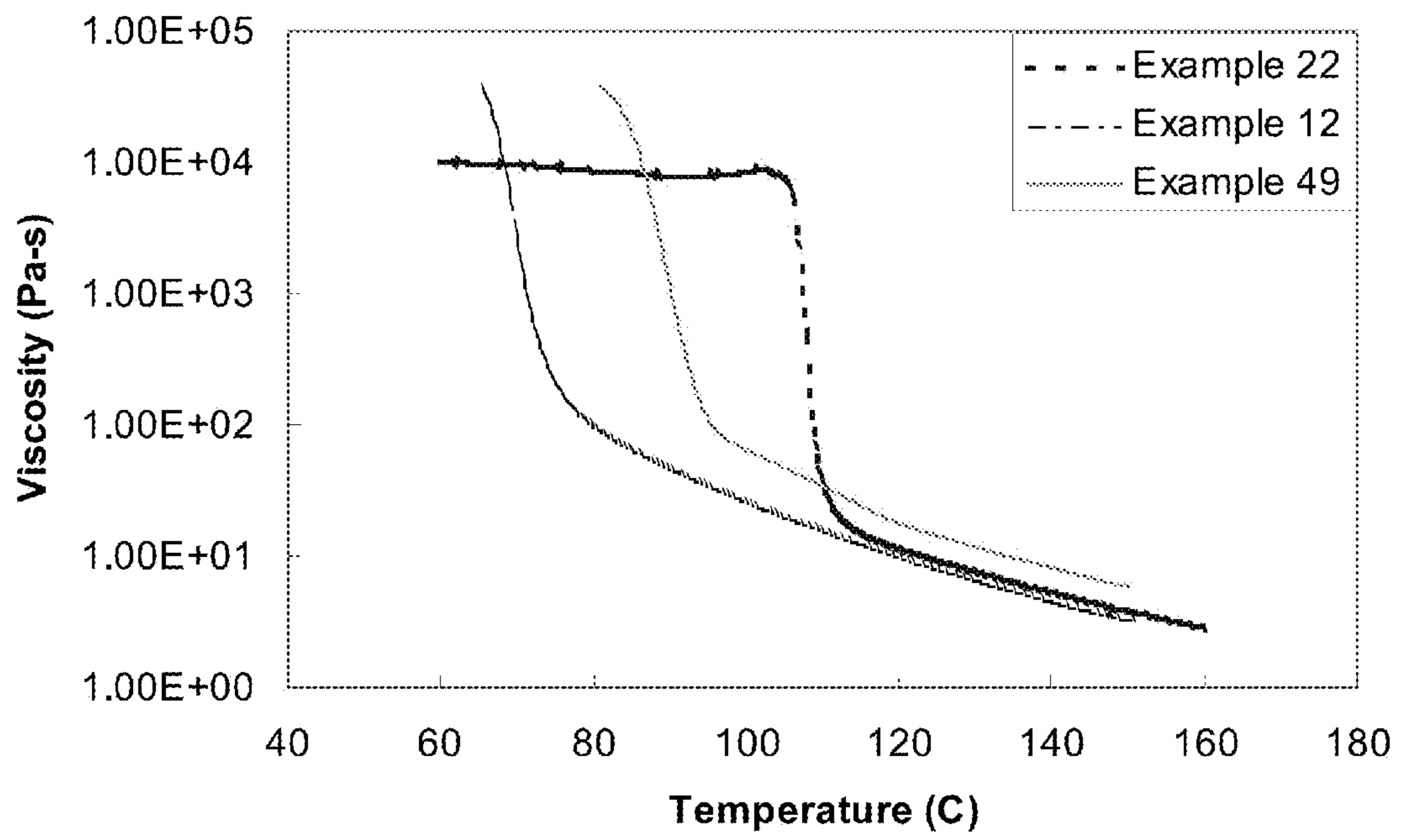


FIGURE 1

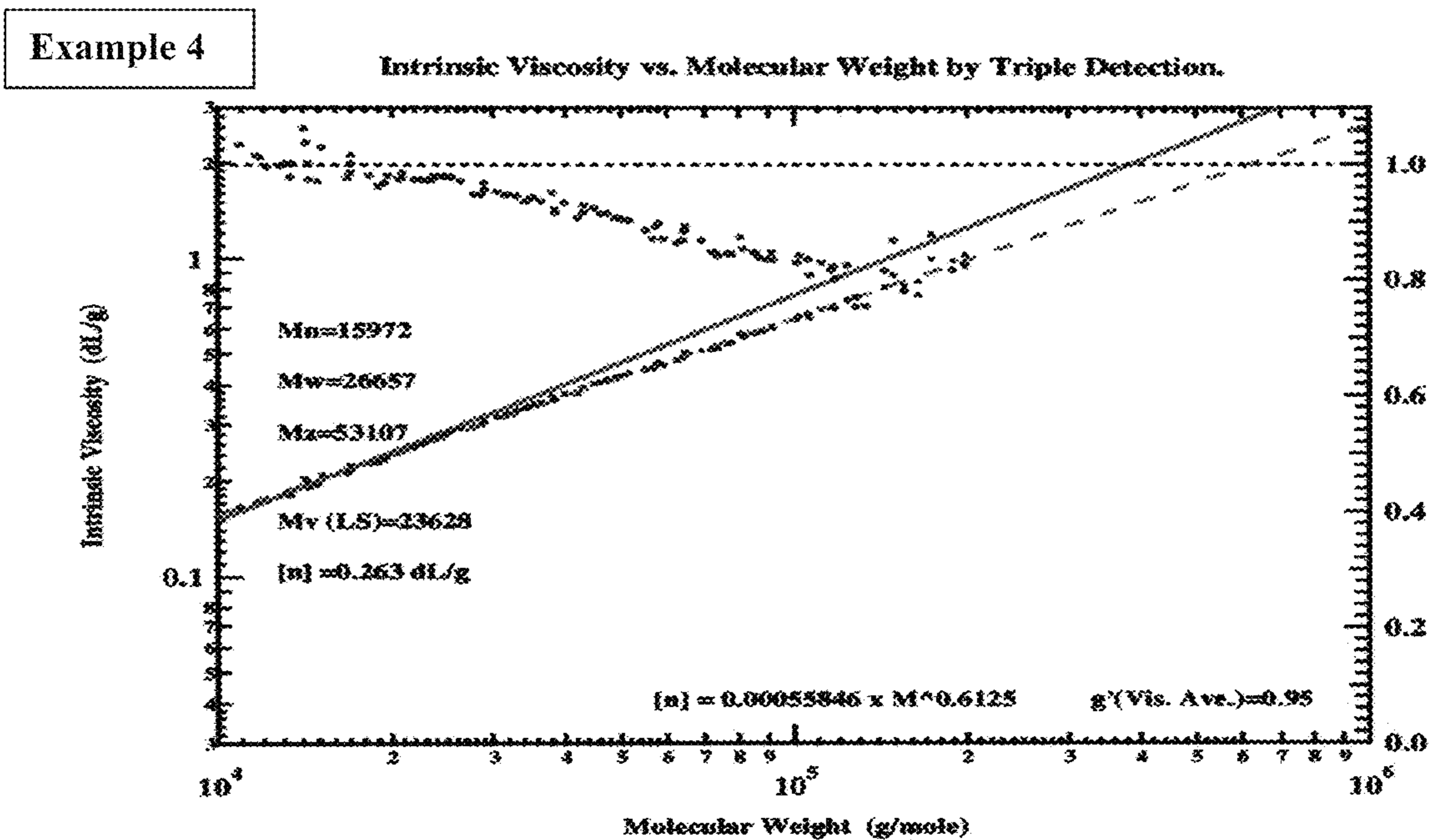


FIGURE 2A

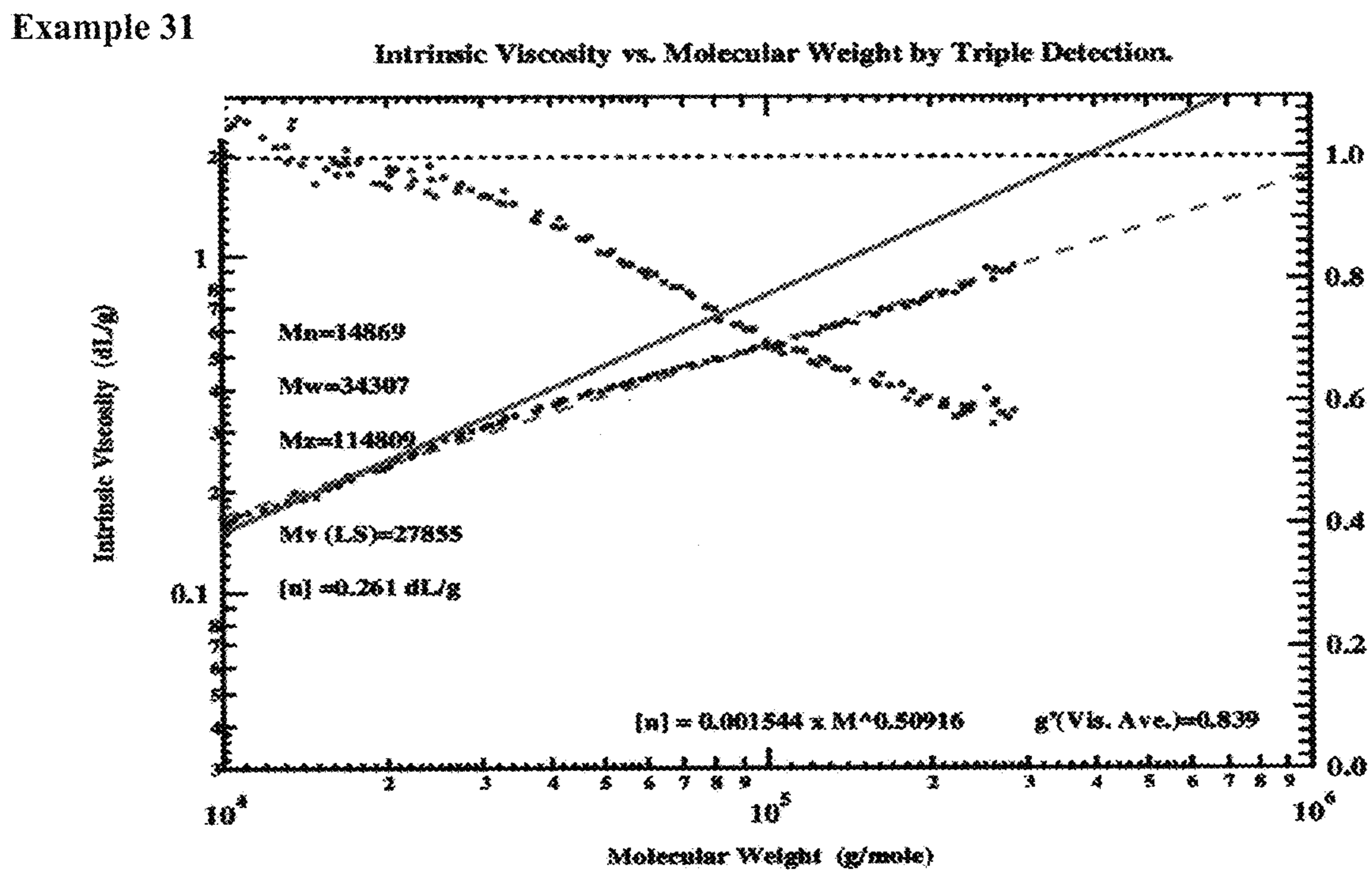


FIGURE 2B

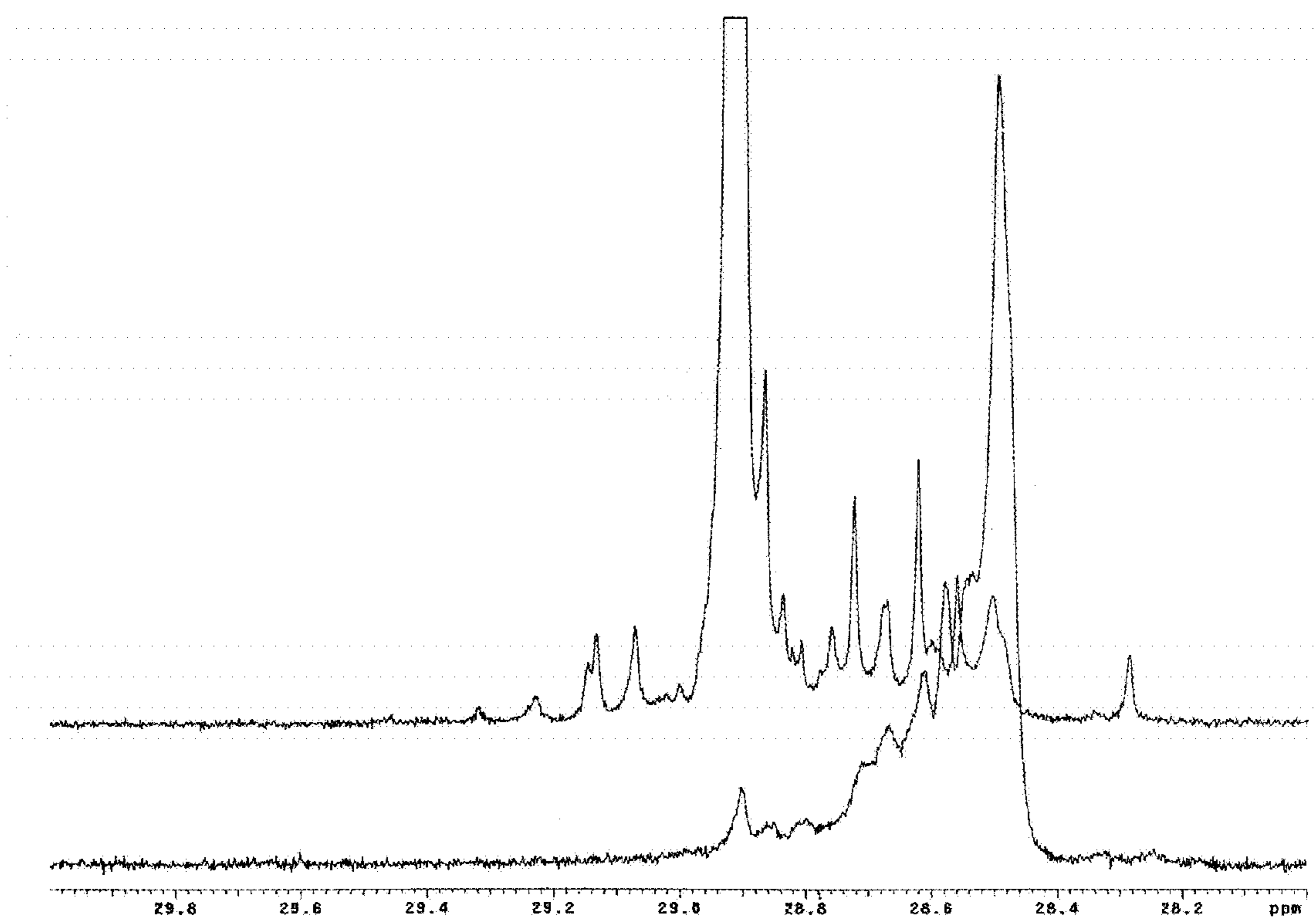


FIGURE 3

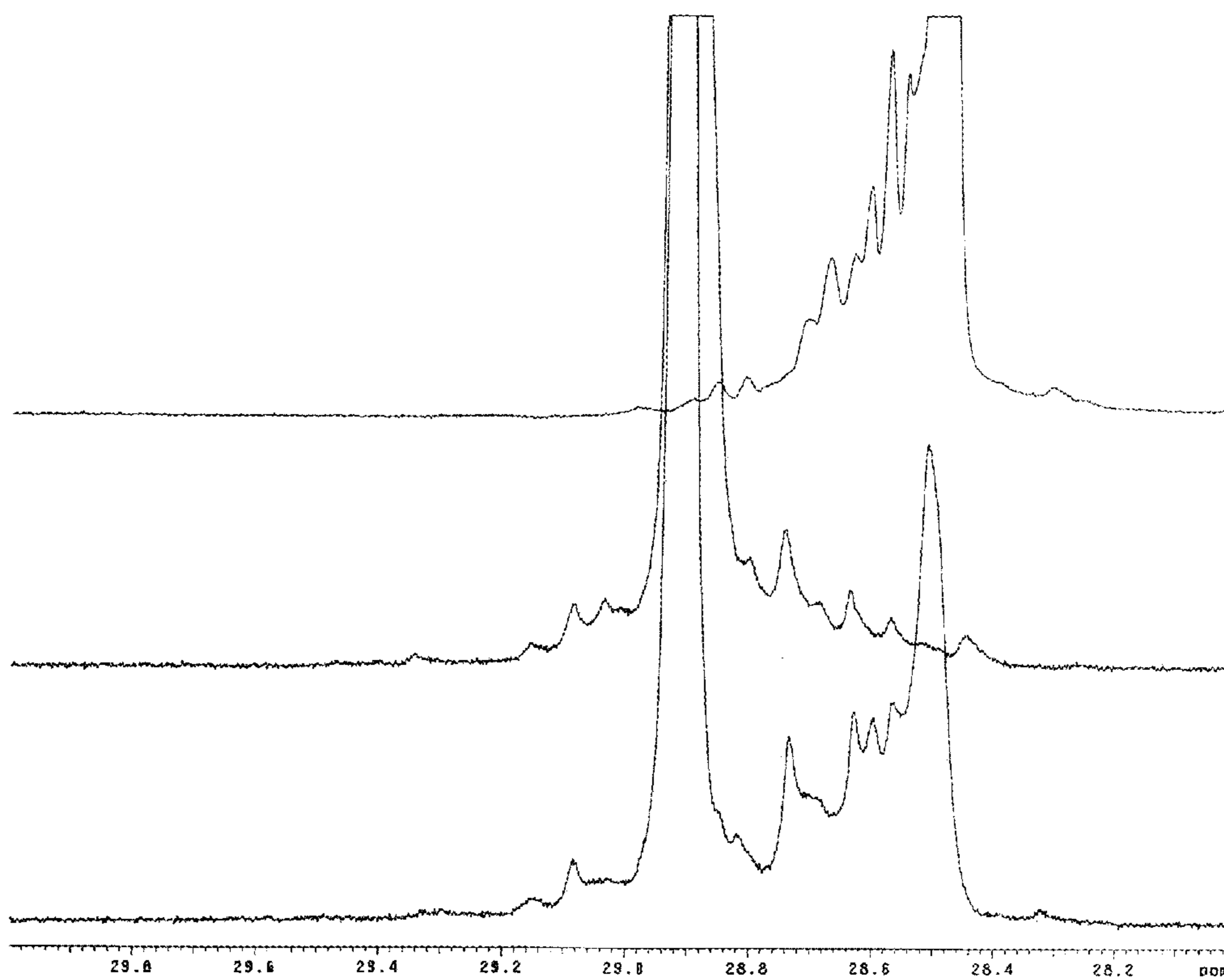


FIGURE 4

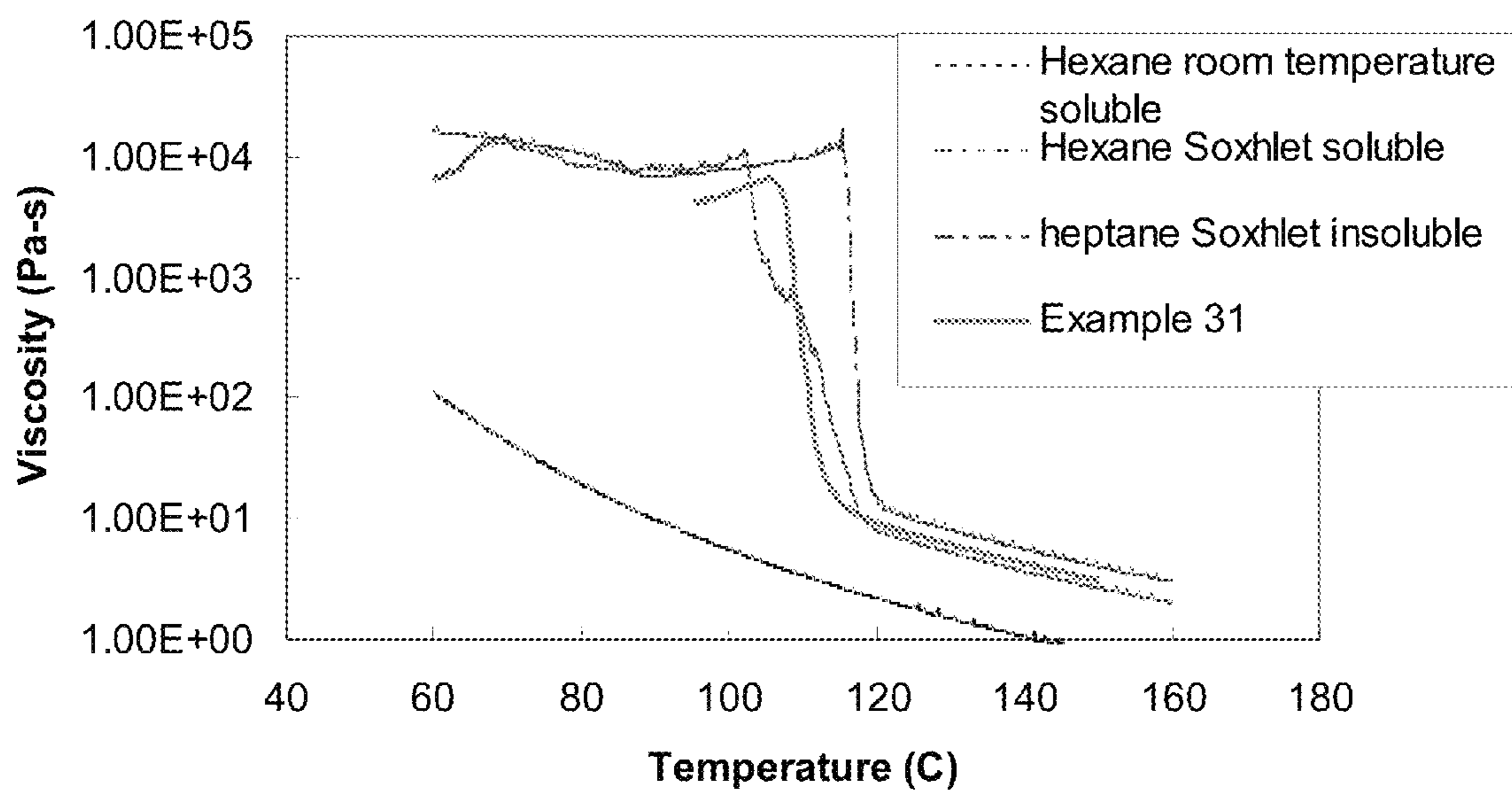


FIGURE 5

Example 32 in Table 6

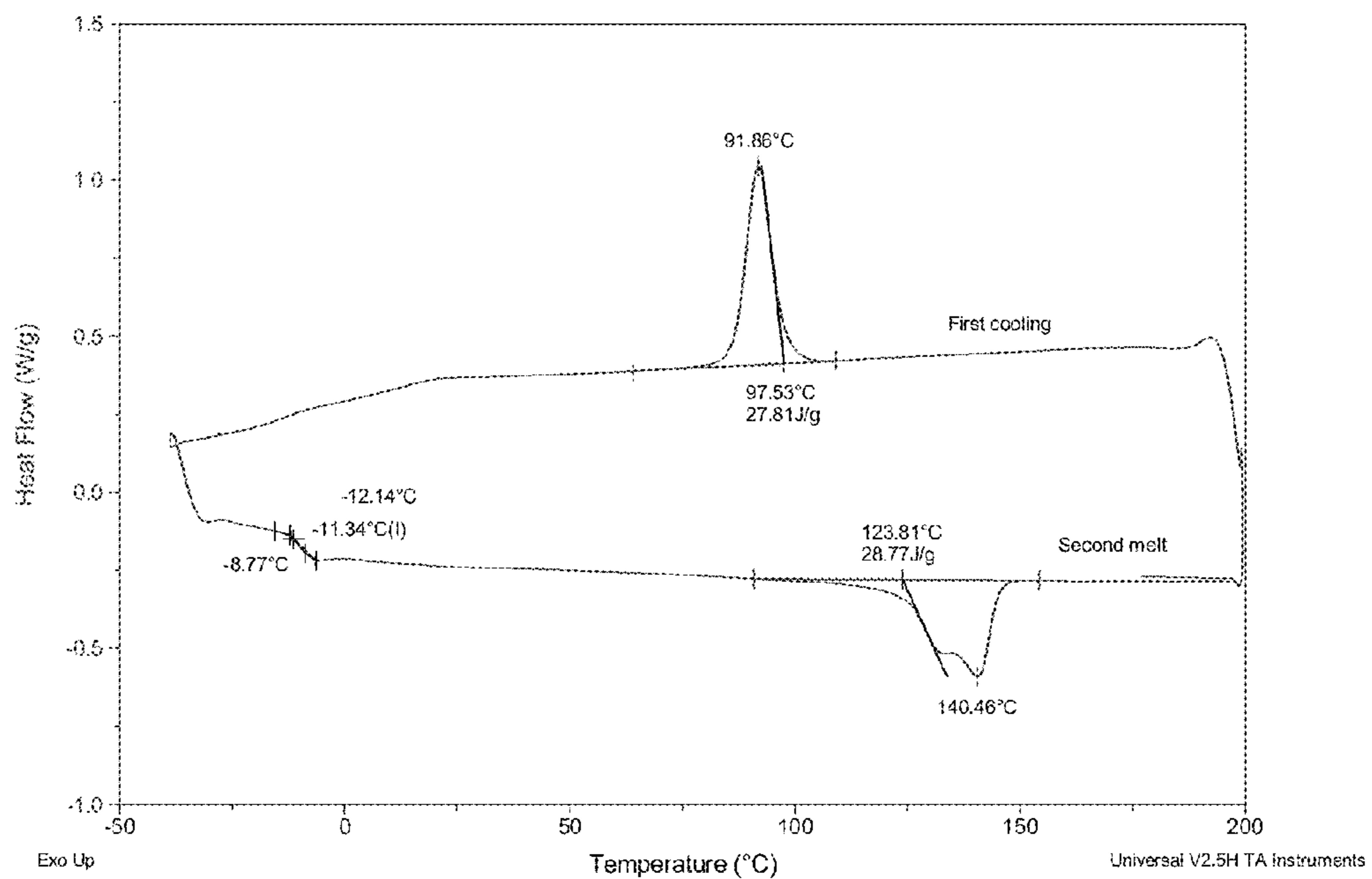


FIGURE 6

**MULTIPLE CATALYST SYSTEM FOR
OLEFIN POLYMERIZATION AND
POLYMERS PRODUCED THEREFROM**

RELATED CASE INFORMATION

This application is a continuation of U.S. Ser. No. 13/280,381 filed Oct. 25, 2011 now U.S. Pat. No. 8,563,647, which claims priority from U.S. Ser. No. 11/888,870 filed Aug. 2, 2007 now U.S. Pat. No. 8,071,687, which claims priority from U.S. Ser. No. 10/687,508, filed Oct. 15, 2003, now granted U.S. Pat. No. 7,294,681, issued Nov. 13, 2007 which claims priority to provisional U.S. Ser. No. 60/418,482, filed Oct. 15, 2002, and also claims priority from U.S. Ser. No. 60/460,714, filed Apr. 4, 2003.

This application is related to U.S. Ser. No. 60/199,093, filed on Apr. 21, 2000 and US2000000199093P, filed Apr. 20, 2001 claiming priority from U.S. Ser. No. 60/199,093. The instant application also relates to U.S. Ser. No. 60/171,715, filed Dec. 21, 1999; U.S. Ser. No. 09/745,394, filed Dec. 21, 2000, now U.S. Pat. No. 6,747,114, issued Jun. 8, 2004; and U.S. Ser. No. 09/746,332 filed Dec. 21, 2000, now U.S. Pat. No. 6,627,723, issued Sep. 30, 2003. The instant application also relates to WO 01/81493.

FIELD OF THE INVENTION

This invention relates to a process to polymerize olefins using multiple catalysts and polymers produced therefrom. In particular this invention relates to a process to produce polyolefin adhesives and the adhesives so produced.

BACKGROUND OF THE INVENTION

For some applications such as adhesives individual polymers do not possess the necessary combination of properties. Individual polyolefins having certain characteristics are often blended together in the hope of combining the positive attributes of the individual components. Typically the result is a blend which displays an average of the individual properties of the individual resins. For example EP 0 527 589 discloses blends of flexible, low molecular weight amorphous polypropylene with higher molecular weight isotactic polypropylene to obtain compositions with balanced mechanical strength and flexibility. These compositions show better flexibility compared to that of the isotactic polypropylene alone, but are still lacking in other physical attributes. Physical blends also have the problems of inadequate miscibility. Unless the components are selected for their compatibility they can phase separate or smaller components can migrate to the surface. Reactor blends, also called intimate blends (a composition comprising two or more polymers made in the same reactor or in a series of reactors) are often used to address these issues, however finding catalyst systems that will operate under the same environments to produce different polymers has been a challenge.

Multiple catalyst systems have been used in the past to produce reactor blends (also called intimate blends) of various polymers and other polymer compositions. Reactor blends and other one-pot polymer compositions are often regarded as superior to physical blends of similar polymers. For example U.S. Pat. No. 6,248,832 discloses a polymer composition produced in the presence of one or more stereospecific metallocene catalyst systems and at least one non-stereospecific metallocene catalyst system. The resultant polymer has advantageous properties over the physical blends disclosed in EP 0 527 589 and U.S. Pat. No. 5,539,056.

Thus there has been interest in the art in developing multiple catalyst systems to produce new polymer compositions. For example U.S. Pat. No. 5,516,848 discloses the use of two different cyclopentadienyl based transition metal compounds activated with alumoxane or non-coordinating anions. In particular, the examples disclose, among other things, catalyst compounds in combination, such as $(\text{Me}_2\text{Si}(\text{Me}_4\text{C}_5)(\text{N-c-C}_{12}\text{H}_{23}))\text{TiCl}_2$ and $\text{rac-Me}_2\text{Si}(\text{H}_4\text{Ind})\text{ZrCl}_2$, or $\text{Me}_2\text{Si}(\text{Me}_4\text{C}_5)(\text{N-c-C}_{12}\text{H}_{23})\text{TiCl}_2$ and $\text{Me}_2\text{Si}(\text{Ind})_2\text{HfMe}_2$, (Ind=indenyl) activated with activators such as methylalumoxane or N,N-dimethyl anilinium tetrakis(pentafluorophenyl) borate to produce polypropylenes having bimodal molecular weight distributions (Mw/Mn), varying amounts of isotacticity (from 12 to 52 weight % isotactic PP in the product in Ex 2, 3 and 4), and having weight average molecular weights over 100,000, and some even as high as 1,200,000 for use as thermoplastics. Likewise, U.S. Pat. No. 6,184,327 discloses a thermoplastic elastomer comprising a branched olefin polymer having crystalline sidechains and an amorphous backbone wherein at least 90 mole percent of the sidechains are isotactic or syndiotactic polypropylene and at least 80 mole percent of the backbone is atactic polypropylene produced by a process comprising: a) contacting, in solution, at a temperature from about 90° C. to about 120° C., propylene monomers with a catalyst composition comprising a chiral, stereorigid transition metal catalyst compound capable of producing isotactic or syndiotactic polypropylene; b) copolymerizing the product of a) with propylene and, optionally, one or more copolymerizable monomers, in a polymerization reactor using an achiral transition metal catalyst capable of producing atactic polypropylene, and c) recovering a branched olefin polymer. Similarly U.S. Pat. No. 6,147,180 discloses the synthesis of a thermoplastic polymer composition, which is produced by first polymerizing monomers to produce at least 40% vinyl terminated macromonomers and then copolymerizing the macromonomers with ethylene. In addition U.S. Pat. No. 6,323,284 discloses a method to produce thermoplastic compositions (mixtures of crystalline and amorphous polyolefin copolymers) by copolymerizing alpha-olefins and alpha, omega dienes using two separate catalyst systems.

Likewise others have experimented with multiple stage processes to produce new polymer compositions. For example EP 0 366 411 discloses a graft polymer having an EPDM backbone with polypropylene grafted thereto at one or more of the diene monomer sites through the use of a two-step process using a different Ziegler-Natta catalyst system in each step. This graft polymer is stated to be useful for improving the impact properties in blended polypropylene compositions.

Although each of the polymers described in the above references has interesting combinations of properties, there remains a need for new composition that offer other new and different property balances tailored for a variety of end uses. In particular, it would be desirable to find a composition that is strong yet has adhesive characteristics and the ability to be applied using adhesive technology and equipment.

For general information in this area, one may refer to:

1. DeSouza and Casagrande, in 2001 addressed the issue of binary catalyst systems in "Recent Advances in Olefin Polymerization Using Binary Catalyst Systems, Macromol. Rapid Commun. 2001, 22, No. 16 (pages 1293 to 1301). At page 1299 they report propylene systems that produce a "goeey" product.
2. Studies with respect to the production of stereoblock polypropylene by using in-situ mixtures of metallocene catalysts with different stereoselectivity were recently per-

formed by Lieber and Brintzinger in "Propene Polymerization with Catalyst Mixtures Containing Different Ansa-Zirconocenes: Chain Transfer to Alkylaluminum Cocatalysts and Formation of Stereoblock Polymers", *Macromolecules* 2000, 33, No. 25 (pages 9192-9199). Propylene polymerization reactions were performed using metallocene catalysts $H_4C_2(Flu)_2ZrCl_2$, $rac-Me_2Si(2-Me-4-tBu-C_5H_2)_2ZrCl_2$ and $rac-Me_2Si(2-MeInd)_2ZrCl_2$ in the presence of either MAO (methylalumoxane) or triisobutylaluminum (Al^iBu_3)/triphenylcarbenium tetrakis(perfluorophenylborate) (trityl borate) as the cocatalyst. Propylene polymerization using the mixed catalysts, $H_4C_2(Flu)_2ZrCl_2$ and $rac-Me_2Si(2-MeInd)_2ZrCl_2$ in the presence of either MAO or Al^iBu_3 /trityl borate produced waxy solids, which are completely separable into an atactic (diethyl ether-soluble) and an isotactic (insoluble) fraction. Neither fraction contained any combination of isotactic and atactic pentad patterns indicating that these catalyst mixtures did not form stereoblock polymers.

3. Aggarwal addressed the various polymers produced in "Structures and Properties of Block Polymers and Multiphase Polymer Systems: An Overview of Present Status and Future Potential", S. L. Aggarwal, Sixth Biennial Manchester Polymer Symposium (UMIST Manchester, March 1976)
4. "Selectivity in Propene Polymerization with Metallocene Catalysts" Resconi, et al, *Chem Rev.* 2000, 100, 1253-1345.

None of the references above has directly addressed the need for polyolefin based adhesives containing both amorphous and crystalline components. Such adhesives are desired in the industry as a replacement for blends requiring significant amount of hydrocarbon resin tackifiers.

Additional references that are of interest include:

- 1) EP Patents: EP 0 619 325 B1, EP 719 802 B1;
- 2) US patents/Publications: U.S. Pat. Nos. 6,207,606, 6,258,903; 6,271,323; 6,340,703, 6,297,301, US 2001/0007896 A1, U.S. Pat. Nos. 6,184,327, 6,225,432, 6,342,574, 6,147,180, 6,114,457, 6,143,846, 5,998,547; 5,696,045; 5,350,817, 6,569,965,
- 3) PCT Publications: WO 00/37514, WO 01/81493, WO 98/49229, WO 98/32784; and WO 01/09200
- 4) "Metallocene-Based Branch-Block thermoplastic Elastomers," Markel, et al. *Macromolecules* 2000, Volume 33, No. 23. pgs. 8541-8548.

SUMMARY OF THE INVENTION

This invention relates to a polymer comprising one or more C3 to C40 olefins, optionally one or more diolefins, and less than 15 mole % of ethylene, where the polymer has:

- a) a Dot T-Peel of 1 Newton or more; and
- b) a branching index (g') of 0.95 or less measured at the Mz of the polymer;
- c) an Mw of 100,000 or less.

This invention also relates to a polymer comprising one or more C3 to C40 olefins where the polymer has:

- a) a Dot T-Peel of 1 Newton or more on Kraft paper;
- b) a branching index (g') of 0.95 or less measured at the Mz of the polymer;
- c) a Mw of 10,000 to 100,000; and
- d) a heat of fusion of 1 to 70 J/g.

This invention also relates a polymer comprising one or more C3 to C40 olefins where the polymer has:

- a) a Dot T-Peel of 1 Newton or more on Kraft paper,
- b) a branching index (g') of 0.98 or less measured at the Mz of the polymer;

- c) a Mw of 10,000 to 60,000;
- d) a heat of fusion of 1 to 50 J/g.

This invention also relates to a homopolypropylene or a copolymer of propylene and up to 5 mole % ethylene having:

- a) an isotactic run length of 1 to 30 (isotactic run length "IRL" is defined to be the percent of mmmm pentad divided by $0.5 \times$ percent of mmmr pentad) as determined by Carbon 13 NMR, preferably 3 to 25, more preferably 4 to 20,
- b) a percent of r dyad of greater than 20%, preferably from 20 to 70% as determined by Carbon 13 NMR, and
- c) a heat of fusion of 70 J/g or less, preferably 60 J/g or less, more preferably between 1 and 55 J/g, more preferably between 4 and 50 J/g.

This invention further relates to a process to produce an olefin polymer comprising:

- 1) selecting a first catalyst component capable of producing a polymer having an Mw of 100,000 or less and a crystallinity of 5% or less at selected polymerization conditions;
- 2) selecting a second catalyst component capable of producing polymer having an Mw of 100,000 or less and a crystallinity of 20% or more at the selected polymerization conditions;
- 3) contacting the catalyst components in the presence of one or more activators with one or more C3 to C40 olefins, at the selected polymerization conditions in a reaction zone;
- 4) obtaining the polymer.

This invention further relates to a continuous process to produce a branched olefin polymer comprising:

- 1) selecting a first catalyst component capable of producing a polymer having an Mw of 100,000 or less and a crystallinity of 5% or less under selected polymerization conditions;
- 2) selecting a second catalyst component capable of producing polymer having an Mw of 100,000 or less and a crystallinity of 20% or more at the selected polymerization conditions;
- 3) contacting the catalyst components in the presence of one or more activators with one or more C3 to C40 olefins, and, optionally one or more diolefins;
- 4) at a temperature of greater than 100° C.;
- 5) at a residence time of 120 minutes or less;
- 6) wherein the ratio of the first catalyst to the second catalyst is from 1:1 to 50:1;
- 7) wherein the activity of the catalyst components is at least 100 kilograms of polymer per gram of the catalyst components; and wherein at least 20% of the olefins are converted to polymer.

BRIEF DESCRIPTION OF THE DRAWINGS

FIG. 1 is an illustration of complex viscosity changes with the temperature when the samples were cooled at 10 C per minute for Examples 12, 22 and 49.

FIG. 2 is a graphic illustration of the relationship between the branching index, g' , and the molecular weight for polymers produced in Examples 4 and 31.

FIG. 3 is the C-13 NMR spectra of heptane soxhlet insoluble (top trace) and hexane room temperature soluble fractions (bottom trace) extracted from Example 4.

FIG. 4 is the C-13 NMR spectra of aPP/scPP branch block relative to scPP and aPP control. The control samples were produced using one catalyst at a time; aPP was synthesized using a specific catalyst, while the scPP was produced using

5

stereospecific catalyst. The top trace is the aPP control sample. The middle trace is the scPP control sample and the bottom trace is Example 4.

FIG. 5 shows the relationship between temperature and complex viscosity of the fractionated samples extracted from example 31.

FIG. 6 is the DSC trace for polymer of example 32 in Table 6.

DETAILED DESCRIPTION

For the purposes of this invention and the claims thereto and for ease of reference when a polymer is referred to as comprising an olefin, the olefin present in the polymer is the polymerized form of the olefin.

In another embodiment this invention relates to a polymer comprising one or more C3 to C40 olefins, preferably propylene, and less than 50 mole % of ethylene, having:

- a) a Dot T-Peel between 1 Newton and the 10,000 Newtons; and
- b) a Mz/Mn of 2 to 200; and/or
- c) an Mw of X and a g' of Y (measured at the Mz of the polymer) according to the following Table C:

TABLE C

X (Mw)	Y (g')
100,000 or less, preferably 80,000 or less, preferably 70,000 or less, more preferably 60,000 or less, more preferably 50,000 or less, more preferably 40,000 or less, more preferably 30,000 or less, more preferably 20,000 or less, more preferably 10,000 or less. In some embodiments X is also at least 7000, more preferably 10,000, more preferably at least 15,000.	0.9 or less, preferably 0.7 or less Preferably between 0.5-0.9
75,000 or less, preferably 70,000 or less, more preferably 60,000 or less, more preferably 50,000 or less, more preferably 40,000 or less, more preferably 30,000 or less, more preferably 20,000 or less, more preferably 10,000 or less. In some embodiments A is also at least 1000, preferably at least 2000, more preferably at least 3000, more preferably at least 4000, more preferably at least 5000, more preferably at least 7000, more preferably 10,000, more preferably at least 15,000.	0.92 or less, preferably, 0.6 or less preferably between 0.4-0.6-
50,000 or less, more preferably 40,000 or less, more preferably 30,000 or less, more preferably 20,000 or less, more preferably 10,000 or less. In some embodiments A is also at least 1000, preferably at least 2000, more preferably at least 3000, more preferably at least 4000, more preferably at least 5000, more preferably at least 7000, more preferably 10,000, more preferably at least 15,000.	0.95 or less, preferably 0.7 or less preferably between 0.5-0.7-
30,000 or less, preferably 25,000 or less, more preferably 20,000 or less, more preferably 15,000 or less, more preferably 10,000 or less. In some embodiments A is also at least 1000, preferably at least 2000, more preferably at least 3000, more preferably at least 4000, more preferably at least 5000, more preferably at least 7000, more preferably 10,000, more preferably at least 15,000.	0.98 or less preferably between 0.7-0.98

In another embodiment, when Mw is between 15,000 and 100,000, then $g' < (10^{-12} Mw^2 - 10^{-6} Mw + 1.0178)$.

In some embodiments the g' is 0.9 or less, 0.8 or less, 0.7 or less, 0.6 or less, 0.5 or less measured at the Mz of the polymer.

In another embodiment the polymer described above also has a peak melting point (Tm) between 40 and 250° C., or between 60 and 190° C., or between about 60 and 150° C., or between 80 and 130° C. In some embodiments the peak melting point is between 60 and 160° C. In other embodiments the peak melting point is between 124-140° C. In other embodiments the peak melting temperature is between 40-130° C.

In another embodiment the polymer described above also has a viscosity (also referred to a Brookfield Viscosity or Melt Viscosity) of 90,000 mPa·sec or less at 190° C. (as measured by ASTM D 3236 at 190° C.); or 80,000 or less, or 70,000 or less, or 60,000 or less, or 50,000 or less, or 40,000 or less, or

6

30,000 or less, or 20,000 or less, or 10,000 or less, or 8,000 or less, or 5000 or less, or 4000 or less, or 3000 or less, or 1500 or less, or between 250 and 6000 mPa·sec, or between 500 and 5500 mPa·sec, or between 500 and 3000 mPa·sec, or between 500 and 1500 mPa·sec, and/or a viscosity of 8000 mPa·sec or less at 160° C. (as measured by ASTM D 3236 at 160° C.); or 7000 or less, or 6000 or less, or 5000 or less, or 4000 or less, or 3000 or less, or 1500 or less, or between 250 and 6000 mPa·sec, or between 500 and 5500 mPa·sec, or between 500 and 3000 mPa·sec, or between 500 and 1500 mPa·sec. In other embodiments the viscosity is 200,000 mPa·sec or less at 190° C., depending on the application. In other embodiments the viscosity is 50,000 mPa·sec or less depending on the applications.

In another embodiment the polymer described above also has a heat of fusion of 70 J/g or less, or 60 J/g or less, or 50 J/g or less; or 40 J/g or less, or 30 J/g or less, or 20 J/g or less and greater than zero, or greater than 1 J/g, or greater than 10 J/g, or between 20 and 50 J/g.

In another embodiment the polymer described above also has a Shore A Hardness (as measured by ASTM 2240) of 95 or less, 70 or less, or 60 or less, or 50 or less, or 40 or less or

30 or less, or 20 or less. In other embodiments the Shore A Hardness is 5 or more, 10 or more, or 15 or more. In certain applications, such as packaging, the Shore A Hardness is preferably 60-70.

In another embodiment the polymer of this invention has an Mz/Mn of 2 to 200, preferably 2 to 150, preferably 10 to 100.

In another embodiment the polymer described above also has a Shear Adhesion Fail Temperature (SAFT—as measured by ASTM 4498) of 200° C. or less, or of 40 to 150° C., or 60 to 130° C., or 65 to 110° C., or 70-80° C. In certain embodiments SAFT's of 130-140° C. are preferred.

In another embodiment the polymer described above also has a Dot T-Peel of between 1 Newton and 10,000 Newtons, or 3 and 4000 Newtons, or between 5 and 3000 Newtons, or between 10 and 2000 Newtons, or between 15 and 1000 Newtons. Dot T-Peel is determined according to ASTM D 1876, except that the specimen is produced by combining two

1 inch by 3 inch (2.54 cm×7.62 cm) Kraft paper substrate cut outs with a dot of adhesive with a volume that, when compressed under a 500 gram weight occupies about 1 square inch of area (1 inch=2.54 cm). Once made all the specimens are pulled apart in side by side testing (at a rate of 2 inches per minute) by a machine that records the destructive force of the insult being applied. The maximum force achieved for each sample tested was recorded and averaged, thus producing the Average Maximum Force which is reported as the Dot T-Peel.

In another embodiment the polymer described above also has a set time of several days to 1 second, or 60 seconds or less, or 30 seconds or less, or 20 seconds or less, or 15 seconds or less, or 10 seconds or less, or 5 seconds or less, or 4 seconds or less, or 3 seconds or less, more or 2 seconds or less, or 1 second or less.

In another embodiment the polymer described above also has an Mw/Mn of 2 to 75, or 4 to 60, or 5 to 50, or 6 to 20.

In another embodiment the polymer described above also has an Mz of 1,000,000 or less, preferably 15,000 to 1,000,000, or 20,000 to 800,000, or 25,000 to 350,000.

In another embodiment the polymer described above may also have a strain at break (as measured by ASTM D-1708 at 25° C.) of 50 to 1000%, preferably 80 to 200%. In some other embodiments the strain at break is 100 to 500%.

In another embodiment, the polymer described herein has a tensile strength at break (as measured by ASTM D-1708 at 25° C.) of 0.5 MPa or more, alternatively 0.75 MPa or more, alternatively 1.0 MPa or more, alternatively 1.5 MPa or more, alternatively 2.0 MPa or more, alternatively 2.5 MPa or more, alternatively 3.0 MPa or more, alternatively 3.5 MPa or more.

In another embodiment the polymer described above also has a crystallization point (Tc) between 20 and 110° C. In some embodiments the Tc is between 70 to 100° C. In other embodiments the Tc is between 30 to 80° C. In other embodiments the Tc is between 20 to 50° C.

In some embodiments the polymers described above have a slope of -0.1 or less, preferably -0.15 or less, more preferably -0.25 or less in the trace of complex viscosity versus temperature as shown in FIG. 1 (as measured by ARES dynamic mechanical spectrometer operating at a frequency of 10 rad/s, with a strain of 20% under a nitrogen atmosphere, and a cooling rate of 10° C./min) over the range of temperatures from Tc+10° C. to Tc+40° C. The slope is defined as a derivative of log (complex viscosity) with respect to temperature.

In another embodiment the polymer described above has a Tc that is at least 10° C. below the Tm, preferably at least 20° C. below the Tm, preferably at least 30° C. below the Tm, more preferably at least 35° C. below the Tm.

In another embodiment some polymers described above have a melt index ratio (I_{10}/I_2) of 6.5 or less, preferably 6.0 or less, preferably 5.5 or less, preferably 5.0 or less, preferably 4.5 or less, preferably between 1 and 6.0. (I_{10} and I_2 are measured according to ASTM 1238 D, 2.16 kg, 190° C.).

In another embodiment some polymers described above have a melt index (as determined by ASTM 1238 D, 2.16 kg, 190 deg. C.) of 25 dg/min or more, preferably 50 dg/min or more, preferably 100 dg/min or more, more preferably 200 dg/min or more, more preferably 500 dg/min or more, more preferably 2000 dg/min or more.

In another embodiment the polymer has a melt index of 900 dg/min or more.

In another embodiment the polymer described above has a range of crystallization of 10 to 60° C. wide, preferably 20 to 50° C., preferably 30 to 45° C. in the DSC traces. In DSC traces where there are two or more non-overlapping peaks,

then each peak has a range of crystallization of 10 to 60° C. wide, preferably 20 to 50° C. preferably 30 to 45° C. in the DSC traces.

In another embodiment the polymer produced by this invention has a molecular weight distribution (Mw/Mn) of at least 2, preferably at least 5, preferably at least 10, even more preferably at least 20.

In another embodiment the polymer produced may have a unimodal, bimodal, or multimodal molecular weight distribution (Mw/Mn) distribution of polymer species as determined by Size Exclusion Chromatography (SEC). By bimodal or multimodal is meant that the SEC trace has more than one peak or inflection points. An inflection point is that point where the second derivative of the curve changes in sign (e.g., from negative to positive or vice versa).

In another embodiment the polymer described above has an Energy of activation of 8 to 15 cal/mol. Energy of activation was calculated using the relationships of complex viscosity and temperature over the region where thermal effects are responsible for viscosity increase (assuming an Arrhenius-like relationship).

In another embodiment the polymers of this invention may have a crystallinity of at least 5%.

In another embodiment the polymer described above may also have one or more of the following:

- a) a peak melting point between 60 and 190° C., or between about 60 and 150° C. or between 80 and 130° C.; and/or
- b) a viscosity of 8000 mPa·sec or less at 190° C. (as measured by ASTM D 3236 at 190° C.); or 5000 or less, or 4000 or less, or 3000 or less, or 1500 or less, or between 250 and 6000 mPa·sec, or between 500 and 5500 mPa·sec, or between 500 and 3000 mPa·sec, or between 500 and 1500 mPa·sec, or a viscosity of 8000 mPa·sec or less at 160° C. (as measured by ASTM D 3236 at 160° C.); or 7000 or less, or 6000 or less, or 5000 or less, or 4000 or less, or 3000 or less, or 1500 or less, or between 250 and 6000 mPa·sec, or between 500 and 5500 mPa·sec, or between 500 and 3000 mPa·sec, or between 500 and 1500 mPa·sec; and/or
- c) an H_f (Heat of fusion) of 70 J/g or less, or 60 J/g or less, or 50 J/g or less; or 40 J/g or less, or 30 J/g or less, or 20 J/g or less and greater than zero, or greater than 1 J/g, or greater than 10 J/g, or between 20 and 50 J/g; and or
- d) a Shore A Hardness (as measured by ASTM 2240) of 90 or less, or 80 or less, or 70 or less, or 60 or less or 50 or less, or 40 or less; and or
- e) a Shear Adhesion Fail Temperature (SAFT—as measured by ASTM 4498) of 40 to 150° C., or 60 to 130° C., or 65 to 110° C., or 70-80° C.; and or;
- f) a Dot T-Peel of between 1 Newton and 10,000 Newtons, or 3 and 4000 Newtons, or between 5 and 3000 Newtons, or between 10 and 2000 Newtons, or between 15 and 1000 Newtons; and/or
- g) a set time of several days to 0.1 second, or 60 seconds or less, or 30 seconds or less, or 20 seconds or less, or 15 seconds or less, or 10 seconds or less, or 5 seconds or less, or 4 seconds or less, or 3 seconds or less, more or 2 seconds or less, or 1 second or less; and or
- h) an Mw/Mn of greater than 1 to 75, or 2 to 60, or 2 to 50, or 3 to 20; and/or
- i) an Mz of 1,000,000 or less, preferably 15,000 to 500,000, or 20,000 to 400,000, or 25,000 to 350,000.

Useful combinations of features include polymers as described above having a Dot T-Peel of between 1 Newton and 10,000 Newtons, or 3 and 4000 Newtons, or between 5 and 3000 Newtons, or between 10 and 2000 Newtons, or between 15 and 1000 Newtons and:

1. an Mw of 30,000 or less, a peak melting point between 60 and 190° C., a Heat of fusion of 1 to 70 J/g, a branching index (g') of 0.90 or less measured at the Mz of the polymer; and a melt viscosity of 8000 mPa·sec or less at 190° C.; or
2. an Mz of 20,000 to 500,000 and a SAFT of 60 to 150° C.; or
3. an Mw/Mn of 2-200 and a set time of 2 seconds or less; or
4. an H_f (heat of fusion) of 20 to 50 J/g, an Mz of 20,000-500,000 and a shore hardness of 50 or less; or
5. an Mw/Mn of greater than 1 to 50, a viscosity of 5000 or less mPa·sec at 190° C.; or
6. an Mw of 50,000 or less, a peak melting point between 60 and 190° C., a heat of fusion of 2 to 70 J/g, a branching index (g') of 0.70 or less measured at the Mz of the polymer, and a melt viscosity of 8000 mPa·sec or less at 190° C.

In a preferred embodiment, the polymer of this invention comprises amorphous, crystalline and branch-block molecular structures.

In a preferred embodiment the polymer comprises at least 50 weight % propylene, preferably at least 60% propylene, alternatively at least 70% propylene, alternatively at least 80% propylene. In another embodiment the polymer comprises propylene and 15 mole % ethylene or less, preferably 10 mole % ethylene or less, more preferably 9 mole % ethylene or less, more preferably 8 mole % ethylene or less, more preferably 7 mole % ethylene or less, more preferably 6 mole % ethylene or less, more preferably 5 mole % ethylene or less, more preferably 4 mole % ethylene or less, more preferably 3 mole % ethylene or less, more preferably 2 mole % ethylene or less, more preferably 1 mole % ethylene or less.

In another embodiment the polymer of this invention comprises less than 5 mole % of ethylene, preferably less than 4.5 mole % ethylene, preferably less than 4.0 mole % ethylene, alternatively less than 3.5 mole % ethylene, alternatively less than 3.0 mole % ethylene, alternatively less than 2.5 mole % ethylene, alternatively less than 2.0 mole % ethylene, alternatively less than 1.5 mole % ethylene, alternatively less than 1.0 mole % ethylene, alternatively less than 0.5 mole % ethylene, alternatively less than 0.25 mole % ethylene, alternatively 0 mole % ethylene.

In another embodiment the polymer produced has a glass transition temperature (T_g) as measured by ASTM E 1356 of 5° C. or less, preferably 0° C. or less, preferably -5° C. or less, alternatively between -5° C. and -40° C., alternatively between -5° C. and -15° C.

In another embodiment the polymer of this invention has an amorphous content of at least 50%, alternatively at least 60%, alternatively at least 70%, even alternatively between 50 and 99%. Percent amorphous content is determined using Differential Scanning Calorimetry measurement according to ASTM E 794-85.

In another embodiment the polymer of this invention has a crystallinity of 40% or less, alternatively 30% or less, alternatively 20% or less, even alternatively between 10% and 30%. Percent crystallinity content is determined using Differential Scanning Calorimetry measurement according to ASTM E 794-85. In another embodiment, the polymers described herein have a percent crystallinity of between 5 and 40%, alternatively between 10 to 30%.

In another embodiment the polymer produced by this invention has a molecular weight distribution (Mw/Mn) of at least 1.5, preferably at least 2, preferably at least 5, preferably at least 10, even alternatively at least 20. In other embodiments the Mw/Mn is 20 or less, 10 or less, even 5 or less. Molecular weight distribution generally depends on the catalysts used and process conditions such as temperature, mono-

mer concentration, catalyst ratio, if multiple catalysts are used, and the presence or absence of hydrogen. Hydrogen may be used at amounts up to 2 weight %, but is preferably used at levels of 50 to 500 ppm.

In another embodiment the polymer produced is found to have at least two molecular weights fractions are present at greater than 2 weight %, preferably greater than 20 weight %, each based upon the weight of the polymer as measured by Gel Permeation Chromatography. The fractions can be identified on the GPC trace by observing two distinct populations of molecular weights. An example would be a GPC trace showing a peak at 20,000 Mw and another peak at 50,000 Mw where the area under the first peak represents more than 2 weight % of the polymer and the area under the second peak represents more than 2 weight % of the polymer.

In another embodiment the polymer of this invention has 20 weight % or more (based upon the weight of the starting polymer) of hexane room temperature soluble fraction, and 70 weight % or less, preferably 50 weight % or less of Soxhlet boiling heptane insolubles, based upon the weight of the polymer. Soxhlet heptane insoluble refers to one of the fractions obtained when a sample is fractionated using successive solvent extraction technique. The fractionations are carried out in two steps: one involves room temperature solvent extraction, the other soxhlet extraction. In the room temperature solvent extraction, about one gram of polymer is dissolved in 50 ml of solvent (e.g., hexane) to isolate the amorphous or very low molecular weight polymer species. The mixture is stirred at room temperature for about 12 hours. The soluble fraction is separated from the insoluble material using filtration under vacuum. The insoluble material is then subjected to a Soxhlet extraction procedure. This involves the separation of polymer fractions based on their solubility in various solvents having boiling points from just above room temperature to 110° C. The insoluble material from the room temperature solvent extraction is first extracted overnight with a solvent such as hexane and heptane (Soxhlet); the extracted material is recovered by evaporating the solvent and weighing the residue. The insoluble sample is then extracted with a solvent having higher boiling temperature such as heptane and after solvent evaporation, it is weighed. The insolubles and the thimble from the final stage are air-dried in a hood to evaporate most of the solvent, then dried in a nitrogen-purged vacuum oven. The amount of insoluble left in the thimble is then calculated, provided the tare weight of the thimble is known.

In another embodiment, the polymers produced in this invention have a heptane insoluble fraction 70 weight % or less, based upon the weight of the starting polymer, and the heptane insoluble fraction has branching index g' of 0.9 (preferably 0.7) or less as measured at the Mz of the polymer. In a preferred embodiment the composition also has at least 20 weight % hexane soluble fraction, based upon the weight of the starting polymer. In another embodiment, the polymers produced in this invention have a heptane insoluble fraction 70 weight % or less, based upon the weight of the starting polymer and a Mz between 20,000 and 5000,000 of the heptane insoluble portion. In a preferred embodiment the composition also has at least 20 weight % hexane soluble fraction, based upon the weight of the starting polymer. In another embodiment the polymers produced have a hexane soluble portion of at least 20 weight %, based upon the weight of the starting polymer.

In another embodiment the polymer comprises propylene and 15 mole % ethylene or less, preferably 10 mole % ethylene or less, more preferably 9 mole % ethylene or less, more preferably 8 mole % ethylene or less, more preferably 7 mole

11

% ethylene or less, more preferably 6 mole % ethylene or less, more preferably 5 mole % ethylene or less, more preferably 4 mole % ethylene or less, more preferably 3 mole % ethylene or less, more preferably 2 mole % ethylene or less, more preferably 1 mole % ethylene or less.

In another embodiment the polymer of this invention comprises less than 5 mole % of ethylene, preferably less than 4.5 mole % ethylene, preferably less than 4.0 mole % ethylene, alternatively less than 3.5 mole % ethylene, alternatively less than 3.0 mole % ethylene, alternatively less than 2.5 mole % ethylene, alternatively less than 2.0 mole % ethylene, alternatively less than 1.5 mole % ethylene, alternatively less than 1.0 mole % ethylene, alternatively less than 0.5 mole % ethylene, alternatively less than 0.25 mole % ethylene, alternatively 0 mole % ethylene.

For ease of reference the polymer produced by the second catalyst having at least 20% crystallinity may also be referred to as the "semi-crystalline polymer" and the polymer produced by the first catalyst component having a crystallinity of less than 5% may be referred to as the "amorphous polymer."

In another embodiment of this invention the polymer produced has a characteristic three-zone complex viscosity-temperature pattern, as shown in FIG. 1. The temperature dependence of complex viscosity was measured using ARES dynamic mechanical spectrometer operating at a frequency of 10 rad/s, with a strain of 20% under a nitrogen atmosphere, and a cooling rate of 10° C./min. The sample was first molten then gradually cooled down to room temperature while monitoring the build-up in complex viscosity. Above the melting point, which is typical of polymer processing temperature, the complex viscosity is relatively low (Zone I) and increases gradually with decreasing temperature. In zone II, a sharp increase in complex viscosity appears as temperature is dropped. The third zone (Zone III) is the high complex viscosity zone, which appears at lower temperatures corresponding to application (end use) temperatures. In Zone III the complex viscosity is high and varies slightly with further decrease in temperature. Such a complex viscosity profile provides, in hot melt adhesive applications, a desirable combination of long opening time at processing temperatures and fast set time at lower temperatures.

In a preferred embodiment, the polymers produced herein having less than 1 mol % ethylene, have at least 2 mol % (CH₂)₂ units, preferably 4 mol %, preferably 6 mol %, more preferably 8 mol %, more preferably 10 mol %, more preferably 12 mol %, more preferably 15 mol %, more preferably 18 mol %, more preferably 5 mol % as measured by Carbon 13 NMR as described below.

In an another embodiment, the polymers produced herein having between 1 and 10 mol % ethylene, have at least 2+X mol % (CH₂)₂ units, preferably 4+X mol %, preferably 6+X mol %, more preferably 8+X mol %, more preferably 10+X mol %, more preferably 12+X mol %, more preferably 15+X mol %, more preferably 18+X mol %, more preferably 20+X mol %, where X is the mole % of ethylene, and the (CH₂)₂ units are determined by Carbon 13 NMR as described below.

In a preferred embodiment, the polymers produced herein, having less than 1 mol % ethylene, have an amorphous component (which is defined to be that portion of the polymer composition that has a crystallinity of less than 5%) which contains at least 3 mol % (CH₂)₂ units, preferably 4 mol %, preferably 6 mol %, more preferably 8 mol %, more preferably 10 mol %, more preferably 12 mol %, more preferably 15 mol %, more preferably 18 mol %, more preferably 20 mol % as measured by Carbon 13 NMR as described below.

In an another embodiment, the polymers produced herein having between 1 and 10 mol % ethylene, have an amorphous

12

component (which is defined to be that portion of the polymer composition that has a crystallinity of less than 20%) which contains at least 3+X mol % (CH₂)₂ units, preferably 4+X mol %, preferably 6+X mol %, more preferably 8+X mol %, more preferably 10+X mol %, more preferably 12+X mol %, more preferably 15+X mol %, more preferably 18+X mol %, more preferably 20+X mol %, where X is the mole % of ethylene, and the (CH₂)₂ units are determined by Carbon 13 NMR as described below.

10 Monomers

In a preferred embodiment the polymer comprises an olefin homopolymer or copolymer, comprising one or more C3 to C40 alpha olefins. In another preferred embodiment the olefin polymer further comprises one or more diolefin comonomers, preferably one or more C4 to C40 diolefins.

In a preferred embodiment the polymer comprises an olefin homopolymer or copolymer, having less than 5 mol % ethylene, and comprising one or more C3 to C40 alpha olefins. In another preferred embodiment the olefin polymer, having less than 5 mol % ethylene, further comprises one or more diolefin comonomers, preferably one or more C4 to C40 diolefins.

In a preferred embodiment the polymer produced herein is a propylene homopolymer or copolymer. The comonomer is preferably a C4 to C20 linear, branched or cyclic monomer, and in one embodiment is a C4 to C12 linear or branched alpha-olefin, preferably butene, pentene, hexene, heptene, octene, nonene, decene, dodecene, 4-methyl-pentene-1,3-methyl pentene-1,3,5,5-trimethyl-hexene-1, and the like. Ethylene may be present at 5 mol % or less.

In another embodiment the polymer produced herein is a copolymer of one or more linear or branched C3 to C30 prochiral alpha-olefins or C5 to C30 ring containing olefins or combinations thereof capable of being polymerized by either stereospecific and non-stereospecific catalysts. Prochiral, as used herein, refers to monomers that favor the formation of isotactic or syndiotactic polymer when polymerized using stereospecific catalyst(s).

The polymerizable olefinic moiety can be linear, branched, cyclic-containing, or a mixture of these structures. Preferred linear alpha-olefins include C3 to C8 alpha-olefins, more preferably propylene, 1-butene, 1-hexene, and 1-octene, even more preferably propylene or 1-butene. Preferred branched alpha-olefins include 4-methyl-1-pentene, 3-methyl-1-pentene, and 3,5,5-trimethyl-1-hexene, 5-ethyl-1-nonene. Preferred aromatic-group-containing monomers contain up to 30 carbon atoms. Suitable aromatic-group-containing monomers comprise at least one aromatic structure, preferably from one to three, more preferably a phenyl, indenyl, fluorenyl, or naphthyl moiety. The aromatic-group-containing monomer further comprises at least one polymerizable double bond such that after polymerization, the aromatic structure will be pendant from the polymer backbone. The aromatic-group containing monomer may further be substituted with one or more hydrocarbyl groups including but not limited to C1 to C10 alkyl groups. Additionally two adjacent substitutions may be joined to form a ring structure. Preferred aromatic-group-containing monomers contain at least one aromatic structure appended to a polymerizable olefinic moiety. Particularly preferred aromatic monomers include styrene, alpha-methylstyrene, para-alkylstyrenes, vinyltoluenes, vinylnaphthalene, allyl benzene, and indene, especially styrene, paramethyl styrene, 4-phenyl-1-butene and allyl benzene.

Non aromatic cyclic group containing monomers are also preferred. These monomers can contain up to 30 carbon atoms. Suitable non-aromatic cyclic group containing monomers preferably have at least one polymerizable olefinic

group that is either pendant on the cyclic structure or is part of the cyclic structure. The cyclic structure may also be further substituted by one or more hydrocarbyl groups such as, but not limited to, C1 to C10 alkyl groups. Preferred non-aromatic cyclic group containing monomers include vinylcyclohexane, vinylcyclohexene, vinylnorbornene, ethylidene norbornene, cyclopentadiene, cyclopentene, cyclohexene, cyclobutene, vinyladamantane and the like.

Preferred diolefin monomers useful in this invention include any hydrocarbon structure, preferably C4 to C30, having at least two unsaturated bonds, wherein at least two of the unsaturated bonds are readily incorporated into a polymer by either a stereospecific or a non-stereospecific catalyst(s). It is further preferred that the diolefin monomers be selected from alpha, omega-diene monomers (i.e., di-vinyl monomers). More preferably, the diolefin monomers are linear di-vinyl monomers, most preferably those containing from 4 to 30 carbon atoms. Examples of preferred dienes include butadiene, pentadiene, hexadiene, heptadiene, octadiene, nonadiene, decadiene, undecadiene, dodecadiene, tridecadiene, tetradecadiene, pentadecadiene, hexadecadiene, heptadecadiene, octadecadiene, nonadecadiene, icosadiene, heneicosadiene, docosadiene, tricosadiene, tetracosadiene, pentacosadiene, hexacosadiene, heptacosadiene, octacosadiene, nonacosadiene, triacontadiene, particularly preferred dienes include 1,6-heptadiene, 1,7-octadiene, 1,8-nonadiene, 1,9-decadiene, 1,10-undecadiene, 1,11-dodecadiene, 1,12-tridecadiene, 1,13-tetradecadiene, and low molecular weight polybutadienes (Mw less than 1000 g/mol). Preferred cyclic dienes include cyclopentadiene, vinylnorbornene, norbornadiene, ethylidene norbornene, divinylbenzene, dicyclopentadiene or higher ring containing diolefins with or without substituents at various ring positions.

In a preferred embodiment one or more dienes are present in the polymer produced herein at up to 10 weight %, preferably at 0.00001 to 1.0 weight %, preferably 0.002 to 0.5 weight %, even more preferably 0.003 to 0.2 weight %, based upon the total weight of the composition. In some embodiments 500 ppm or less of diene is added to the polymerization, preferably 400 ppm or less, preferably or 300 ppm or less. In other embodiments at least 50 ppm of diene is added to the polymerization, or 100 ppm or more, or 150 ppm or more.

In a preferred embodiment the olefin polymer is homopolypropylene. In another preferred embodiment the olefin polymer comprises propylene, ethylene, preferably less than 5 mol % ethylene, and at least one divinyl comonomer. In another preferred embodiment the olefin polymer comprises propylene and at least one divinyl comonomer.

In another embodiment, the olefin polymer comprises:
 a first monomer present at from 40 to 95 mole %, preferably 50 to 90 mole %, preferably 60 to 80 mole %, and
 a comonomer present at from 5 to 40 mole %, preferably 10 to 60 mole %, more preferably 20 to 40 mole %, and
 a termonomer present at from 0 to 10 mole %, more preferably from 0.5 to 5 mole %, more preferably 1 to 3 mole %.

In a preferred embodiment the first monomer comprises one or more of any C3 to C8 linear, branched or cyclic alpha-olefins, including propylene, butene (and all isomers thereof), pentene (and all isomers thereof), hexene (and all isomers thereof), heptene (and all isomers thereof), and octene (and all isomers thereof). Preferred monomers include propylene, 1-butene, 1-hexene, 1-octene, and the like.

In a preferred embodiment the comonomer comprises one or more of any C2 to C40 linear, branched or cyclic alpha-olefins (provided ethylene, if present, is present at 5 mole %

or less), including ethylene, propylene, butene, pentene, hexene, heptene, and octene, nonene, decene, undecene, dodecene, hexadecene, styrene, 3,5,5-trimethylhexene-1,3-methylpentene-1,4-methylpentene-1, norbornene and cyclopentene.

In a preferred embodiment the termonomer comprises one or more of any C2 to C40 linear, branched or cyclic alpha-olefins, (preferably ethylene, if present, is present at 5 mole % or less), including, but not limited to, ethylene, propylene, butene, pentene, hexene, heptene, and octene, nonene, decene, undecene, dodecene, hexadecene, butadiene, 1,5-hexadiene, 1,6-heptadiene, 1,4-pentadiene, 1,7-octadiene, 1,8-nonadiene, 1,9-decadiene, 1,11-dodecadiene, styrene, 3,5,5-trimethylhexene-1,3-methylpentene-1,4-methylpentene-1, and cyclopentadiene.

In a preferred embodiment the polymer comprises propylene and from 0 to 50 mole % ethylene, preferably from 0 to 30 mole % ethylene, more preferably from 0 to 15 mole % ethylene, more preferably from 0 to 10 mole % ethylene, more preferably from 0 to 5 mole % ethylene.

In a preferred embodiment the polymer comprises propylene and from 0 to 50 mole % butene, preferably from 0 to 30 mole % butene, more preferably from 0 to 15 mole % butene, more preferably from 0 to 10 mole % butene, more preferably from 0 to 5 mole % butene.

In a preferred embodiment the polymer comprises propylene and from 0 to 50 mole % hexene, preferably from 0 to 30 mole % hexene, more preferably from 0 to 15 mole % hexene, more preferably from 0 to 10 mole % hexene, more preferably from 0 to 5 mole % hexene.

Process

This invention further relates to a process to produce the olefin polymers described above comprising:

- 1) selecting a first catalyst component capable of producing a polymer having an Mw of 100,000 or less and a heat of fusion of 10 J/g or less;
- 2) selecting a second catalyst component capable of producing polymer having an Mw of 100,000 or less and a crystallinity of 20% or more;
- 3) contacting the catalyst components in the presence of one or more activators with one or more olefins, in a reaction zone.

This invention further relates to a process to produce the olefin polymers described above comprising:

- 1) selecting a first catalyst component capable of producing a polymer having an Mw of 100,000 or less and a heat of fusion of 10 J/g or less;
- 2) selecting a second catalyst component capable of producing polymer having an Mw of 100,000 or less and a crystallinity of 20% or more;
- 3) contacting the catalyst components in the presence of one or more activators with one or more olefins and one or more dienes, in a reaction zone.

This invention further relates to a process to produce the olefin polymers described above comprising:

- 1) selecting a first catalyst component capable of producing a polymer having an Mw of 100,000 or less and a heat of fusion of 70 J/g or less, capable of polymerizing macromonomers having reactive termini;
- 2) selecting a second catalyst component capable of producing macromonomers having reactive termini, an Mw of 100,000 or less and a crystallinity of 30% or more;
- 3) contacting the catalyst components in the presence of one or more activators with one or more olefins, and optionally a diolefin in a reaction zone.

This invention further relates to a process to produce the olefin polymers described above comprising:

15

- 1) selecting a first catalyst component capable of producing a polymer having an Mw of 30,000 or less and a heat of fusion of 10 J/g or less, capable of polymerizing macromonomers having reactive termini;
- 2) selecting a second catalyst component capable of producing macromonomers having reactive termini, an Mw of 30,000 or less and a crystallinity of 20% or more;
- 3) contacting the catalyst components in the presence of one or more activators with propylene, and optionally other olefins, in a reaction zone

In another preferred embodiment this invention relates to a continuous process to produce a branched olefin polymer comprising:

- 1) selecting a first catalyst component capable of producing a polymer having an Mw of 100,000 or less, preferably 80,000 or less, preferably 60,000 or less and a crystallinity of 5% or less, preferably 3% or less, more preferably 2% or less, under selected polymerization conditions;
- 2) selecting a second catalyst component capable of producing polymer having an Mw of 100,000 or less, preferably 80,000 or less, preferably 60,000 or less and a crystallinity of 20% or more, preferably 30% or more, more preferably 40% or more at the selected polymerization conditions;
- 3) contacting, under the selected polymerization conditions, the catalyst components in the presence of one or more activators with one or more C3 to C40 olefins, preferably one or more C3 to C12 olefins, preferably C3 and one or more of ethylene and/or C4 to C20 comonomers, and, optionally one or more diolefins, preferably a C4 to C20 diene;
- 4) at a temperature of greater than 70° C., preferably greater than 100° C., preferably greater than 105° C., more preferably greater than 110° C., more preferably greater than 115° C.;
- 5) at a residence time of 120 minutes or less, preferably 60 minutes or less, preferably 50 minutes or less, preferably 40 minutes, preferably 30 minutes or less, preferably 25 minutes or less, more preferably 20 minutes or less, more preferably 15 minutes or less, more preferably at 10 minutes or less, more preferably at 5 minutes or less, more preferably at 3 minutes or less, alternately the residence time may be between 60 and 120 minutes;
- 6) wherein the ratio of the first catalyst to the second catalyst is from 1:1 to 50:1, preferably 1:1 to 20:1, more preferably 1:1 to 1:10;
- 7) wherein the activity of the catalyst components is at least 3 kilograms, preferably at least 50 kilograms, more preferably at least 100 kilograms, more preferably at least 200 kilograms, more preferably, 300 kilograms, more preferably 400 kilograms, more preferably 500 kilograms of polymer per gram of the catalyst mixture; and wherein at least 80%, preferably at least 85%, more preferably at least 90%, more preferably at least 95% of the olefins are converted to polymer.

In another embodiment the a first catalyst component is capable of producing a polymer having an Mw of 100,000 or less and a crystallinity of 5% or less at selected polymerization conditions and the second catalyst component is capable of producing polymer having an Mw of 100,000 or less and a crystallinity of 20% or more at the selected polymerization conditions.

In another embodiment at least 20% or more of the olefins are converted to polymer, preferably 20% or more, more preferably 60% or more, more preferably 75% or more, more preferably 85% or more, more preferably 95% or more.

16

In a preferred embodiment the process described above takes place in a solution phase, slurry or bulk phase polymerization process.

By continuous is meant a system that operates (or is intended to operate) without interruption or cessation. For example a continuous process to produce a polymer would be one where the reactants are continually introduced into one or more reactors and polymer product is continually withdrawn.

In another preferred embodiment, in the process described above the concentrations of the reactants vary by 20% or less in the reaction zone during the residence time, preferably by 15% or less, more preferably by 10% or less. In a preferred embodiment the concentration of the monomer(s) remains constant in the reaction zone during the residence time. Preferably the concentration of the monomer(s) varies by 20% or less, preferably by 15% or less, more preferably by 10% or less, more preferably by 5% or less.

In a preferred embodiment the concentration of the catalyst components remains constant in the reaction zone during the residence time. Preferably the concentration of the monomer(s) varies by 20% or less, preferably by 15% or less, more preferably by 10% or less, more preferably by 5% or less.

In a preferred embodiment the concentration of the activator(s) remains constant in the reaction zone during the residence time. Preferably the concentration of the monomer(s) varies by 20% or less, preferably by 15% or less, more preferably by 10% or less, more preferably by 5% or less.

In another preferred embodiment a third catalyst (or more) may be present in the processes described above. The third catalyst may be any of the catalyst components listed herein. Preferred third catalysts include catalysts that are capable of producing waxes. Other preferred third catalysts may include any catalyst described herein. One may select two or more catalysts to produce various macromonomers having reactive termini, used in combination with a catalyst that can polymerize such macromonomers. One may select two or more catalysts that can polymerize macromonomers and one catalyst that can produce macromonomers with reactive termini. Likewise one could also select three catalysts that produce different polymers under the same reaction conditions. For example one could select a catalyst that produces a somewhat crystalline polymer, one that produces a very crystalline polymer and one that produces an amorphous polymer, any of which may produce macromonomers with reactive termini or polymerize polymers having reactive termini. Similarly one could select two catalysts, one that produces crystalline polymers and one that produces an amorphous polymer, any of which may make macromonomers with reactive termini or polymerize polymers having reactive termini. Likewise one could select a catalyst that produces a somewhat crystalline polymer, one that produces a wax and one that produces an amorphous polymer, any of which may make macromonomers with reactive termini or polymerize polymers having reactive termini.

By reaction zone is meant an area where the activated catalyst and monomers can react.

By macromonomers having reactive termini is meant a polymer having twelve or more carbon atoms (preferably 20 or more, more preferably 30 or more, more preferably between 12 and 8000 carbon atoms) and having a vinyl, vinylidene, vinylene or other terminal group that can be polymerized into a growing polymer chain. By capable of polymerizing macromonomer having reactive termini is meant a catalyst component that can incorporate a macromonomer (which tend to be molecules larger than a typical single monomer such as ethylene or propylene), having reactive termini

into a growing polymer chain. Vinyl terminated chains are generally more reactive than vinylene or vinylidene terminated chains.

In a particular embodiment the present invention is directed to a polyolefin polymer produced by copolymerizing one or more C₃ or higher alpha-olefins and/or one or more di-vinyl monomers, and optionally up to 5 mol % ethylene, in the presence of at least one stereospecific catalyst system and at least one other catalyst system in the same polymerization medium. Preferably, the polymerizations are carried out simultaneously in the presence of both catalysts. The polymer so produced may contain amorphous polymer segments and crystalline polymer segments in which at least some of the segments are linked. Typically the amorphous and the crystalline polymer segments are copolymers of one or more alpha-olefins (optionally including up to 5 mol % ethylene) and/or one or more monomers having at least two olefinically unsaturated bonds. Both of these unsaturated bonds are suitable for and readily incorporated into a growing polymer chain by coordination polymerization using either the first or second catalyst systems independently such that the di-olefin is incorporated into polymer segments produced by both catalysts in the mixed catalyst system according to this invention. In a preferred embodiment these monomers having at least two olefinically unsaturated bonds are di-olefins, preferably di-vinyl monomers. Crosslinking of at least a portion of the mixture of polymer segments is believed to be accomplished during the polymerization of the composition by incorporation of a portion of di-vinyl comonomers into two polymer segments, thus producing a crosslink between those segments.

In another embodiment, polyolefin branch-block compositions containing amorphous and semi-crystalline components may be prepared in a single reactor to yield desired property balance. In particular, aPP-g-scPP branch structures may be produced in-situ in a continuous solution reactor using mixed catalysts and propylene as the preferred feed. In one embodiment stereospecific bridged bis-indenyl group 4 catalysts can be selected to produce semicrystalline PP macromonomers. (All references to the Periodic Table of the Elements are to the Table published in Chemical and Engineering News, 63(5), 27, 1985.) A bridged mono-cyclopentadienyl heteroatom group 4 catalyst can be used to build amorphous PP (aPP) backbone while simultaneously incorporating some of the semi-crystalline macromonomers (scPP). This is believed to produce a aPP-g-scPP structure where the “-g-” indicates that the polymer types are at least partially grafted. By selecting the catalysts, the polymerization reaction conditions, and/or by introducing a diene modifier, the amorphous and crystalline components can be linked together to produce various branch-block structures. To effectively incorporate into a growing chain, a macromonomer with vinyl end group is preferred. Other types of chain end unsaturations (vinylene and vinylidene) can also be used. While not wishing to be bound by theory, branch-block copolymer is believed to comprise an amorphous backbone having crystalline side chains originating from the scPP macromonomers and the sidechains are believed to be polypropylene macromonomers, which can be prepared under solution polymerization conditions with catalysts suitable for preparing either of isotactic or syndiotactic polypropylene.

A preferred reaction process to produce polypropylene macromonomers having high levels of terminal vinyl unsaturation is described in U.S. Pat. No. 6,117,962. Typically used catalysts are stereorigid, chiral or asymmetric, bridged metallocenes. See, for example, U.S. Pat. Nos. 4,892,851, 5,017,714, 5,132,281, 5,296,434, 5,278,264, 5,304,614,

5,510,502, WO-A-(PCT/US92/10066) WO-A-93/19103, EP-A2-0 577 581, EP-A1-0 578 838, and academic literature “The Influence of Aromatic Substituents on the Polymerization Behavior of Bridged Zirconocene Catalysts”, Spaleck, W., et al., Organometallics 1994, 13, 954-963, and “ansa-Zirconocene Polymerization Catalysts with Annelated Ring Ligands-Effects on Catalytic Activity and Polymer Chain Lengths”, Brinzinger, H., et al, Organometallics 1994, 13, 964-970, and documents referred to therein.

In some embodiments, the first catalyst which comprises a stereorigid transition metal pre-catalyst compound used to produce the semi-crystalline polypropylene macromonomers of the present invention is selected from the group consisting of racemic bridged bis(indenyl) zirconocenes or hafnocenes. In another embodiment, the transition metal pre-catalyst compound is a rac-dimethylsilyl-bridged bis(indenyl) zirconocene or hafnocene. In another embodiment, the transition metal pre-catalyst compound is rac-dimethylsilyl bis(2-methyl-4-phenylindenyl)zirconium or hafnium dichloride or dimethyl. In another preferred embodiment, the transition metal catalyst is a rac-dimethylsilyl-bridged bis(indenyl) hafnocene such as rac-dimethylsilyl bis(indenyl)hafnium dimethyl or dichloride.

It is believed that the fraction of branch-block and the level of branching depend on the availability of macromonomers with unsaturated chain end and macromonomer incorporation capability of the specific catalyst. To increase the population of aPP-g-scPP branch-block composition, one typically operates within a process window that favors macromonomer production and insertion. Such conditions have been described in U.S. Pat. No. 6,117,962 and the journal article by W. Weng et al., Macromol. Rapid Commun., 2000, 21, 1103-1107 and are further illustrated by the examples therein.

It is also believed that the higher the population of vinyl terminated scPP macromonomers the higher the probability of getting them incorporated into aPP backbone and therefore the higher the branch-block population.

To further increase the population of macromonomers having vinyl chain ends diolefin monomers can be introduced into the reaction medium. The resultant product is typically a blend comprised of isotactic polypropylene segments, atactic polypropylene segments, and increased population of branch-block species resulting from the additional couplings brought about by the diolefin crosslinking agent.

Crosslinking typically refers to the connection of two polymer segments by incorporation of each double bond of a diolefin monomer into two different polymer segments. The polymer segments so connected can be the same or different, with respect to their crystallinity. Three or more polymer segments may also be connected via incorporation of two or more diolefins in on polymer segment into two other polymer segments.

A consideration for selection of the monomer, or combinations of monomers, is that, both crystalline and amorphous polymer segments can be formed with the selection of two or more different catalyst systems. In some embodiments it is further desired that the level of incorporation of the diolefin monomer, if present, into the crystalline segments be limited to an amount that will not substantially alter its crystallinity. The diolefin coupling agent is typically kept minimum to insure the overall composition has a viscosity of 8000 mPa·s or less for some adhesive applications.

As mentioned above, to increase the population of aPP-g-scPP branch-block composition, one typically operates within a process window that favors macromonomer production and insertion. Favorable conditions include:

- 1) High concentration of catalyst producing the semi-crystalline vinyl terminated macromonomers, and or
- 2) Adjusting the Al/metal ratio; and or
- 3) High operating temperature; and or
- 4) Catalyst structure that has a high affinity for macromonomer incorporation; and or
- 5) Relatively long residence time; and or
- 6) High monomer conversion (monomer starvation condition enhances the insertion of macromonomer); and or
- 7) Addition of modifier (diene) to enhance the population of vinyl terminated macromonomers.

Another method of enhancing aPP-g-scPP branch block compositions is to add in a chain transfer agent that transfers a vinyl group to the end of the polymer chain while deactivating the catalyst. Such chain transfer agents include, but are not limited to, vinyl chloride, vinyl fluoride, vinyl bromide. In the process, the catalyst is reactivated by the presence of an aluminum alkyl activator such as an alumoxane (typically methylalumoxane).

Similarly, melting and crystallization characteristics can be controlled through catalyst selection, comonomer addition and changes in process conditions such as temperature and catalyst ratio if more than one catalyst is used.

Catalyst Compounds

Any catalyst compound that can produce the desired polymer species may be used in the practice of this invention. In the description herein the transition metal compound may be described as a catalyst precursor, a pre-catalyst compound or a catalyst compound, and these terms are used interchangeably. A catalyst system is combination of a catalyst precursor and an activator.

Catalyst Compounds and Selection

Any pre-catalyst compound (catalyst precursor compound) that can produce the desired polymer species may be used in the practice of this invention. Pre-catalyst compounds which may be utilized in the process of the invention include metallocene transition metal compounds (containing one, two, or three cyclopentadienyl ligands per metal atom), non-metallocene early transition metal compounds (including those with amide and/or phenoxide type ligands), non-metallocene late transition metal compounds (including those with diimine or diiminepyridyl ligands), and other transition metal compounds.

Generally, bulky ligand metallocene compounds (pre-catalysts) useful in this invention include half and full sandwich compounds having one or more bulky ligands bonded to at least one metal atom. Typical bulky ligand metallocene compounds are generally described as containing one or more bulky ligand(s) and one or more leaving group(s) bonded to at least one metal atom. The bulky ligands are generally represented by one or more open, acyclic, or fused ring(s) or ring system(s) or a combination thereof. These bulky ligands, preferably the ring(s) or ring system(s) are typically composed of atoms selected from Groups 13 to 16 atoms of the Periodic Table of Elements, preferably the atoms are selected from the group consisting of carbon, nitrogen, oxygen, silicon, sulfur, phosphorous, germanium, boron and aluminum or a combination thereof. Most preferably, the ring(s) or ring system(s) are composed of carbon atoms such as but not limited to those cyclopentadienyl ligands or cyclopentadienyl-type ligand structures or other similar functioning ligand structure such as a pentadienyl, a cyclooctatetraendiyl, a cyclobutadienyl, or a substituted allyl ligand. Other ligands that can function similarly to a cyclopentadienyl-type ligand include amides, phosphides, imines, phosphinimines, amidinates, and ortho-substituted phenoxides. The metal atom is preferably selected from Groups 3 through 15 and or lan-

thanide or actinide series of the Periodic Table of Elements. Preferably the metal is a transition metal from Groups 3 through 12, more preferably Groups 4, 5 and 6, and most preferably the transition metal is from Group 4.

In one embodiment, the catalyst composition useful in the invention includes one or more bulky ligand metallocene catalyst compounds represented by the formula:



where M is a metal atom from the Periodic Table of the Elements and may be a Group 3 to 12 metal or from the lanthanide or actinide series of the Periodic Table of Elements, preferably M is a Group 4, 5 or 6 transition metal, more preferably M is a Group 4 transition metal, even more preferably M is zirconium, hafnium or titanium. The bulky ligands, L^A and L^B , are open, acyclic or fused ring(s) or ring system(s) and are any ancillary ligand system, including unsubstituted or substituted, cyclopentadienyl ligands or cyclopentadienyl-type ligands, heteroatom substituted and/or heteroatom containing cyclopentadienyl-type ligands. Non-limiting examples of bulky ligands include cyclopentadienyl ligands, cyclopentaphenanthrenyl ligands, indenyl ligands, benzindenyl ligands, fluorenyl ligands, dibenzo[b,h]fluorenyl ligands, benzo[b]fluorenyl ligands, cyclooctatetraendiyl ligands, cyclopentacyclododecene ligands, azenyl ligands, azulene ligands, pentalene ligands, phosphoyl ligands, phosphinimine (WO 99/40125), pyrrolyl ligands, pyrozolyl ligands, carbazolyl ligands, boratobenzene ligands and the like, including hydrogenated versions thereof, for example tetrahydroindenyl ligands. In one embodiment, L^A and L^B may be any other ligand structure capable of π -bonding to M. In yet another embodiment, the atomic molecular weight (MW) of L^A or L^B exceeds 60 a.m.u., preferably greater than 65 a.m.u. In another embodiment, L^A and L^B may comprise one or more heteroatoms, for example, nitrogen, silicon, boron, germanium, sulfur and phosphorous, in combination with carbon atoms to form an open, acyclic, or preferably a fused, ring or ring system, for example, a hetero-cyclopentadienyl ancillary ligand. Other L^A and L^B bulky ligands include but are not limited to bulky amides, phosphides, alkoxides, aryloxides, imides, carbolides, borollides, porphyrins, phthalocyanines, corrins and other polyazomacrocycles. Independently, each L^A and L^B may be the same or different type of bulky ligand that is bonded to M. In one embodiment of Formula 1 only one of either L^A or L^B is present.

Independently, each L^A and L^B may be unsubstituted or substituted with a combination of substituent groups R^* . Non-limiting examples of substituent groups R^* include one or more from the group selected from hydrogen, or linear or branched alkyl radicals, alkenyl radicals, alkynyl radicals, cycloalkyl radicals, aryl radicals, acyl radicals, aroyl radicals, alkoxy radicals, aryloxy radicals, alkylthio radicals, dialkylamino radicals, alkoxy carbonyl radicals, aryloxy carbonyl radicals, carbomoyl radicals, alkyl- or dialkyl-carbamoyl radicals, acyloxy radicals, acylamino radicals, aroylamino radicals or combination thereof. In a preferred embodiment, substituent groups R^* have up to 50 non-hydrogen atoms, preferably from 1 to 30 carbon, that can also be substituted with halogens or heteroatoms or the like. Non-limiting examples of alkyl substituents R^* include methyl, ethyl, propyl, butyl, pentyl, hexyl, cyclopentyl, cyclohexyl, benzyl or phenyl groups and the like, including all their isomers, for example tertiary butyl, isopropyl, and the like. Other hydrocarbyl radicals include fluoromethyl, fluoroethyl, difluoroethyl, iodopropyl, bromohexyl, chlorobenzyl and hydrocarbyl substituted organometalloid radicals including trimethylsilyl, trimethylgermyl, methyldiethylsilyl and the like; and halo-

carbyl-substituted organometalloid radicals including tris (trifluoromethyl)silyl, methyl-bis(difluoromethyl)silyl, bromomethyl dimethylgermyl and the like; and disubstituted boron radicals including dimethylboron for example; and disubstituted pnictogen radicals including dimethylamine, dimethylphosphine, diphenylamine, methylphenylphosphine, chalcogen radicals including methoxy, ethoxy, propoxy, phenoxy, methylsulfide and ethylsulfide. Non-hydrogen substituents R* include the atoms carbon, silicon, boron, aluminum, nitrogen, phosphorous, oxygen, tin, sulfur, germanium and the like, including olefins such as but not limited to olefinically unsaturated substituents including vinyl-terminated ligands, for example but-3-enyl, prop-2-enyl, hex-5-enyl and the like. Also, at least two R* groups, preferably two adjacent R groups, are joined to form a ring structure having from 3 to 30 atoms selected from carbon, nitrogen, oxygen, phosphorous, silicon, germanium, aluminum, boron or a combination thereof. Also, a substituent group, R*, may also be a diradical bonded to L at one end and forming a carbon sigma bond to the metal M. Other ligands may be bonded to the metal M, such as at least one leaving group Q*. In one embodiment, Q* is a monoanionic labile ligand having a sigma-bond to M. Depending on the oxidation state of the metal, the value for n is 0, 1 or 2 such that Formula 1 above represents a neutral bulky ligand metallocene catalyst compound. Non-limiting examples of Q* ligands include weak bases such as amines, phosphines, ethers, carboxylates, dienes, hydrocarbyl radicals having from 1 to 20 carbon atoms, hydrides or halogens and the like or a combination thereof. In another embodiment, two or more Q*'s form a part of a fused ring or ring system. Other examples of Q* ligands include those substituents for R* as described above and including cyclobutyl, cyclohexyl, heptyl, tolyl, trifluoromethyl, tetramethylene (both Q*), pentamethylene (both Q*), methylidene (both Q*), methoxy, ethoxy, propoxy, phenoxy, bis(N-methylanilide), dimethylamide, dimethylphosphide radicals and the like.

In another embodiment, the catalyst composition useful in the invention may include one or more bulky ligand metallocene catalyst compounds where L^A and L^B of Formula 1 are bridged to each other by at least one bridging group, A*, as represented by Formula 2.



The compounds of Formula 2 are known as bridged, bulky ligand metallocene catalyst compounds. L^A, L^B, M, Q* and n are as defined above. Non-limiting examples of bridging group A* include bridging groups containing at least one Group 13 to 16 atom, often referred to as a divalent moiety such as but not limited to at least one of a carbon, oxygen, nitrogen, silicon, aluminum, boron, germanium and tin atom or a combination thereof. Preferably bridging group A* contains a carbon, silicon or germanium atom, most preferably A* contains at least one silicon atom or at least one carbon atom. The bridging group A* may also contain substituent groups R* as defined above including halogens and iron. Non-limiting examples of bridging group A* may be represented by R'₂C, R'₂CCR'₂, R'₂Si, R'₂SiCR'₂, R'₂SiSiR'₂, R'₂Ge, R'P, R'N, R'B where R' is independently, a radical group which is hydride, hydrocarbyl, substituted hydrocarbyl, halocarbyl, substituted halocarbyl, hydrocarbyl-substituted organometalloid, halocarbyl-substituted organometalloid, disubstituted boron, disubstituted pnictogen, substituted chalcogen, or halogen or two or more R' may be joined to form a ring or ring system. In one embodiment, the bridged, bulky ligand metallocene catalyst compounds of Formula 2 have two or more bridging groups A* (EP 664 301 B1). In

another embodiment, the bulky ligand metallocene catalyst compounds are those where the R* substituents on the bulky ligands L^A and L^B of Formulas 1 and 2 are substituted with the same or different number of substituents on each of the bulky ligands. In another embodiment, the bulky ligands L^A and L^B of Formulas 1 and 2 are different from each other.

Other bulky ligand metallocene catalyst compounds and catalyst systems useful in the invention may include those described in U.S. Pat. Nos. 5,064,802, 5,145,819, 5,149,819, 5,243,001, 5,239,022, 5,276,208, 5,296,434, 5,321,106, 5,329,031, 5,304,614, 5,677,401, 5,723,398, 5,753,578, 5,854,363, 5,856,547, 5,858,903, 5,859,158, 5,900,517 and 5,939,503 and PCT publications WO 93/08221, WO 93/08199, WO 95/07140, WO 98/11144, WO 98/41530, WO 98/41529, WO 98/46650, WO 99/02540 and WO 99/14221 and European publications EP-A-0 578 838, EP-A-0 638 595, EP-B-0 513 380, EP-A1-816 372, EP-A2-0 839 834, EP-B1-0 632 819, EP-B1-0 748 821 and EP-B1-0 757 996, all of which are herein fully incorporated by reference.

In another embodiment, the catalyst compositions useful in the invention may include bridged heteroatom, mono-bulky ligand metallocene compounds. These types of catalysts and catalyst systems are described in, for example, PCT publication WO 92/00333, WO 94/07928, WO 91/04257, WO 94/03506, WO 96/00244, WO 97/15602 and WO 99/20637 and U.S. Pat. Nos. 5,057,475, 5,096,867, 5,055,438, 5,198, 401, 5,227,440 and 5,264,405 and European publication EP-A-0 420 436, all of which are herein fully incorporated by reference.

In another embodiment, the catalyst composition useful in the invention includes one or more bulky ligand metallocene catalyst compounds represented by Formula 3:



where M is a Group 3 to 16 metal atom or a metal selected from the Group of actinides and lanthanides of the Periodic Table of Elements, preferably M is a Group 3 to 12 transition metal, and more preferably M is a Group 4, 5 or 6 transition metal, and most preferably M is a Group 4 transition metal in any oxidation state, and is especially titanium; L^C is a substituted or unsubstituted bulky ligand bonded to M; J* is bonded to M; A* is bonded to J* and L^C; J* is a heteroatom ancillary ligand; and A* is a bridging group; Q* is a univalent anionic ligand; and n is the integer 0, 1 or 2. In Formula 3 above, L^C, A* and J* form a fused ring system. In an embodiment, L^C of Formula 3 is as defined above for L^A. A*, M and Q* of Formula 3 are as defined above in Formula 1. In Formula 3, J* is a heteroatom containing ligand in which J* is an element with a coordination number of three from Group 15 or an element with a coordination number of two from Group 16 of the Periodic Table of Elements. Preferably J* contains a nitrogen, phosphorus, oxygen or sulfur atom with nitrogen being most preferred. In an embodiment of the invention, the bulky ligand metallocene catalyst compounds are heterocyclic ligand complexes where the bulky ligands, the ring(s) or ring system(s), include one or more heteroatoms or a combination thereof. Non-limiting examples of heteroatoms include a Group 13 to 16 element, preferably nitrogen, boron, sulfur, oxygen, aluminum, silicon, phosphorous and tin. Examples of these bulky ligand metallocene catalyst compounds are described in WO 96/33202, WO 96/34021, WO 97/17379 and WO 98/22486 and EP-A1-0 874 005 and U.S. Pat. Nos. 5,637,660, 5,539,124, 5,554,775, 5,756,611, 5,233,049, 5,744,417, and 5,856,258 all of which are herein incorporated by reference.

In one embodiment, the bulky ligand metallocene compounds (pre-catalysts) are those complexes based on biden-

tate ligands containing pyridine or quinoline moieties, such as those described in U.S. application Ser. No. 09/103,620 filed Jun. 23, 1998, which is herein incorporated by reference. In another embodiment, the bulky ligand metallocene catalyst compounds are those described in PCT publications WO 99/01481 and WO 98/42664, which are fully incorporated herein by reference.

In another embodiment, the bulky ligand metallocene catalyst compound is a complex of a metal, preferably a transition metal, a bulky ligand, preferably a substituted or unsubstituted pi-bonded ligand, and one or more heteroallyl moieties, such as those described in U.S. Pat. Nos. 5,527,752 and 5,747,406 and EP-B1-0 735 057, all of which are herein fully incorporated by reference.

In another embodiment, the bulky ligand metallocene catalyst compounds are those described in PCT publications WO 99/01481 and WO 98/42664, which are fully incorporated herein by reference.

Useful Group 6 bulky ligand metallocene catalyst systems are described in U.S. Pat. No. 5,942,462, which is incorporated herein by reference.

Still other useful catalysts include those multinuclear metallocene catalysts as described in WO 99/20665 and U.S. Pat. No. 6,010,794, and transition metal metaaracycle structures described in EP 0 969 101 A2, which are herein incorporated herein by reference. Other metallocene catalysts include those described in EP 0 950 667 A1, double cross-linked metallocene catalysts (EP 0 970 074 A1), tethered metallocenes (EP 970 963 A2) and those sulfonyl catalysts described in U.S. Pat. No. 6,008,394, which are incorporated herein by reference.

It is also contemplated that in one embodiment the bulky ligand metallocene catalysts, described above, include their structural or optical or enantiomeric isomers (meso and racemic isomers, for example see U.S. Pat. No. 5,852,143, incorporated herein by reference) and mixtures thereof.

It is further contemplated that any one of the bulky ligand metallocene catalyst compounds, described above, have at least one fluoride or fluorine containing leaving group as described in U.S. application Ser. No. 09/191,916 filed Nov. 13, 1998.

The Group 15 containing metal compounds utilized in the catalyst composition of the invention are prepared by methods known in the art, such as those disclosed in EP 0 893 454 A1, U.S. Pat. No. 5,889,128 and the references cited in U.S. Pat. No. 5,889,128 which are all herein incorporated by reference. U.S. application Ser. No. 09/312,878, filed May 17, 1999, discloses a gas or slurry phase polymerization process using a supported bisamide catalyst, which is also incorporated herein by reference.

For additional information of Group 15 containing metal compounds, please see Mitsui Chemicals, Inc. in EP 0 893 454 A1 which discloses transition metal amides combined with activators to polymerize olefins.

In one embodiment the Group 15 containing metal compound is allowed to age prior to use as a polymerization. It has been noted on at least one occasion that one such catalyst compound (aged at least 48 hours) performed better than a newly prepared catalyst compound.

It is further contemplated that bis-amide based pre-catalysts may be used. Exemplary compounds include those described in the patent literature. International patent publications WO 96/23010, WO 97/48735 and Gibson, et al. *Chem. Comm.*, pp. 849-850 (1998), which disclose diimine-based ligands for Group-8-10 compounds that undergo ionic activation and polymerize olefins. Polymerization catalyst systems from Group-5-10 metals, in which the active center is

highly oxidized and stabilized by low-coordination-number, polyanionic, ligand systems, are described in U.S. Pat. No. 5,502,124 and its divisional U.S. Pat. No. 5,504,049. See also the Group-5 organometallic catalyst compounds of U.S. Pat. No. 5,851,945 and the tridentate-ligand-containing, Group-5-10, organometallic catalysts of U.S. Pat. No. 6,294,495. Group-11 catalyst precursor compounds, activatable with ionizing cocatalysts, useful for olefin and vinylic polar molecules are described in WO 99/30822.

Other useful catalyst compounds are those Group 5 and 6 metal imido complexes described in EP-A2-0 816 384 and U.S. Pat. No. 5,851,945, which is incorporated herein by reference. In addition, metallocene catalysts include bridged bis(arylamido) Group 4 compounds described by D. H. McConville, et al., in *Organometallics* 1995, 14, 5478-5480, which is herein incorporated by reference. In addition, bridged bis(amido) catalyst compounds are described in WO 96/27439, which is herein incorporated by reference. Other useful catalysts are described as bis(hydroxy aromatic nitrogen ligands) in U.S. Pat. No. 5,852,146, which is incorporated herein by reference. Other useful catalysts containing one or more Group 15 atoms include those described in WO 98/46651, which is herein incorporated herein by reference.

U.S. Pat. No. 5,318,935 describes bridged and unbridged, bisamido catalyst compounds of Group-4 metals capable of alpha-olefins polymerization. Bridged bi(arylamido)-Group-4 compounds for olefin polymerization are described by D. H. McConville, et al. in *Organometallics* 1995, 14, 5478-5480. This reference presents synthetic methods and compound characterizations. Further work appearing in D. H. McConville, et al, *Macromolecules* 1996, 29, 5241-5243, describes bridged bis(arylamido)-Group-4 compounds that are polymerization catalysts for 1-hexene. Additional invention-suitable transition metal compounds include those described in WO 96/40805. Cationic Group-3- or Lanthanide-metal olefin polymerization complexes are disclosed in copending U.S. application Ser. No. 09/408,050, filed 29 Sep. 1999. A monoanionic bidentate ligand and two monoanionic ligands stabilize those catalyst precursors, which can be activated with this invention's ionic cocatalysts.

The literature describes many additional suitable catalyst-precursor compounds. Compounds that contain abstractable ligands or that can be alkylated to contain abstractable ligands suit this invention. See, for instance, V. C. Gibson, et al: "The Search for New-Generation Olefin Polymerization Catalysts: Life Beyond Metallocenes", *Angew. Chem. Int. Ed.*, 38, 428-447 (1999).

This invention may also be practiced with the catalysts containing phenoxide ligands such as those disclosed in EP 0 874 005 A1, which is incorporated by reference herein.

In another embodiment, conventional-type transition metal catalysts may be used in the practice of this invention. Conventional-type transition metal catalysts are those traditional Ziegler-Natta, vanadium and Phillips-type catalysts well known in the art. Such as, for example Ziegler-Natta catalysts as described in *Ziegler-Natta Catalysts and Polymerizations*, John Boor, Academic Press, New York, 1979. Examples of conventional-type transition metal catalysts are also discussed in U.S. Pat. Nos. 4,115,639, 4,077,904, 4,482,687, 4,564,605, 4,721,763, 4,879,359 and 4,960,741, all of which are herein fully incorporated by reference. The conventional-type transition metal catalyst compounds that may be used in the present invention include transition metal compounds from Groups 3 to 17, preferably 4 to 12, more preferably 4 to 6 of the Periodic Table of Elements.

Preferred conventional-type transition metal catalysts may be represented by the formula: MR_x , where M is a metal from

25

Groups 3 to 17, preferably Group 4 to 6, more preferably Group 4, most preferably titanium; R is a halogen or a hydrocarbyloxy group; and x is the oxidation state of the metal M. Non-limiting examples of R include alkoxy, phenoxy, bromide, chloride and fluoride. Non-limiting examples of conventional-type transition metal catalysts where M is titanium include TiCl_4 , TiBr_4 , $\text{Ti}(\text{OC}_2\text{H}_5)_3\text{Cl}$, $\text{Ti}(\text{OC}_2\text{H}_5)\text{Cl}_3$, $\text{Ti}(\text{OC}_4\text{H}_9)_3\text{Cl}$, $\text{Ti}(\text{OC}_3\text{H}_7)_2\text{Cl}_2$, $\text{Ti}(\text{OC}_2\text{H}_5)_2\text{Br}_2$, $\text{TiCl}_3 \cdot 1/3\text{AlCl}_3$ and $\text{Ti}(\text{OC}_{12}\text{H}_{25})\text{Cl}_3$.

Conventional-type transition metal catalyst compounds based on magnesium/titanium electron-donor complexes that are useful in the invention are described in, for example, U.S. Pat. Nos. 4,302,565 and 4,302,566, which are herein fully incorporate by reference. The MgTiCl_6 (ethyl acetate)₄ derivative is particularly preferred.

British Patent Application 2,105,355 and U.S. Pat. No. 5,317,036, herein incorporated by reference, describes various conventional-type vanadium catalyst compounds. Non-limiting examples of conventional-type vanadium catalyst compounds include vanadyl trihalide, alkoxy halides and alkoxides such as VOCl_3 , $\text{VOCl}_2(\text{OBu})$ where Bu=butyl and $\text{VO}(\text{OC}_2\text{H}_5)_3$; vanadium tetra-halide and vanadium alkoxy halides such as VCl_4 and $\text{VCl}_3(\text{OBu})$; vanadium and vanadyl acetyl acetonates and chloroacetyl acetonates such as $\text{V}(\text{AcAc})_3$ and $\text{VOCl}_2(\text{AcAc})$ where (AcAc) is an acetyl acetate. The preferred conventional-type vanadium catalyst compounds are VOCl_3 , VCl_4 and $\text{VOCl}_2\text{-OR}$ where R is a hydrocarbon radical, preferably a C₁ to C₁₀ aliphatic or aromatic hydrocarbon radical such as ethyl, phenyl, isopropyl, butyl, propyl, n-butyl, iso-butyl, tertiary-butyl, hexyl, cyclohexyl, naphthyl, etc., and vanadium acetyl acetonates.

Conventional-type chromium catalyst compounds, often referred to as Phillips-type catalysts, suitable for use in the present invention include CrO_3 , chromocene, silyl chromate, chromyl chloride (CrO_2Cl_2), chromium-2-ethyl-hexanoate, chromium acetylacetonate ($\text{Cr}(\text{AcAc})_3$), and the like. Non-limiting examples are disclosed in U.S. Pat. Nos. 3,709,853, 3,709,954, 3,231,550, 3,242,099 and 4,077,904, which are herein fully incorporated by reference.

Still other conventional-type transition metal catalyst compounds and catalyst systems suitable for use in the present invention are disclosed in U.S. Pat. Nos. 4,124,532, 4,302,565, 4,302,566, 4,376,062, 4,379,758, 5,066,737, 5,763,723, 5,849,655, 5,852,144, 5,854,164 and 5,869,585 and published EP-A2 0 416 815 A2 and EP-A10 420 436, which are all herein incorporated by reference.

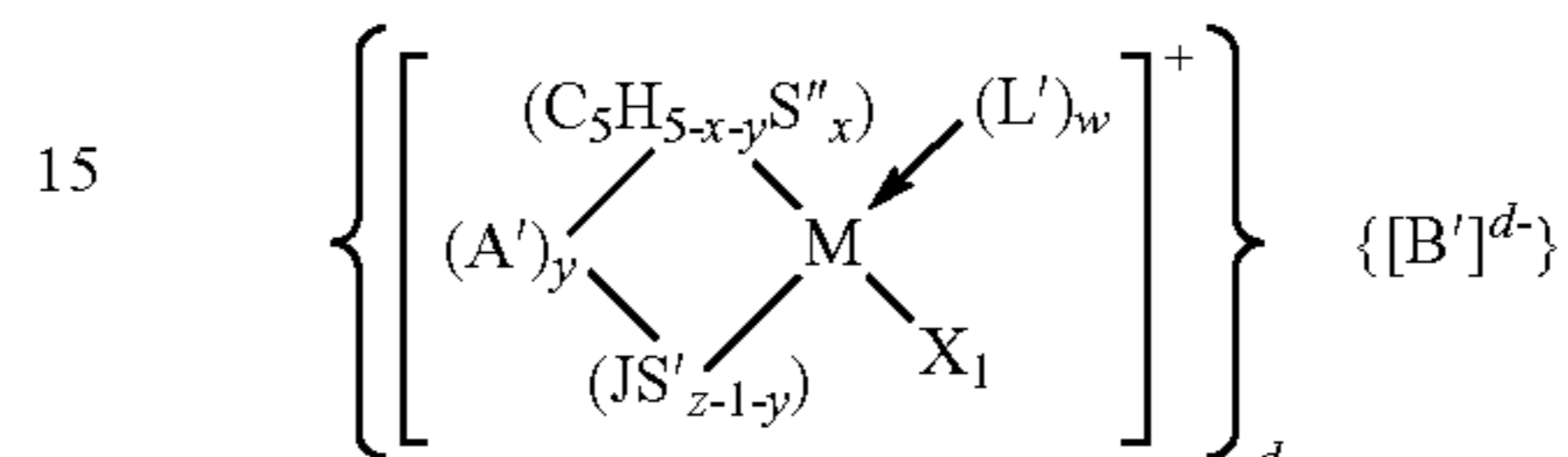
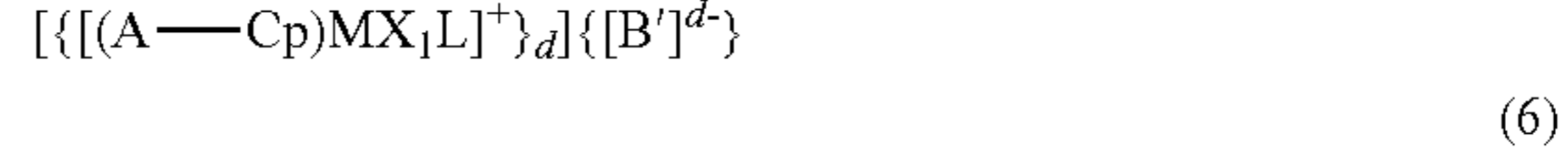

Other catalysts may include cationic catalysts such as AlCl_3 , and other cobalt, iron, nickel and palladium catalysts well known in the art. See for example U.S. Pat. Nos. 3,487,112, 4,472,559, 4,182,814 and 4,689,437, all of which are incorporated herein by reference.

It is also contemplated that other catalysts can be combined with the catalyst compounds in the catalyst composition useful in the invention. For example, see U.S. Pat. Nos. 4,937,299, 4,935,474, 5,281,679, 5,359,015, 5,470,811, and 5,719,241 all of which are herein fully incorporated herein reference.

It is further contemplated that one or more of the catalyst compounds described above or catalyst systems may be used in combination with one or more conventional catalyst compounds or catalyst systems. Non-limiting examples of mixed catalysts and catalyst systems are described in U.S. Pat. Nos. 4,159,965, 4,325,837, 4,701,432, 5,124,418, 5,077,255, 5,183,867, 5,391,660, 5,395,810, 5,691,264, 5,723,399 and 5,767,031 and PCT Publication WO 96/23010 published Aug. 1, 1996, all of which are herein fully incorporated by reference.

26

Preferred metallocene catalysts used in this invention can more specifically be represented by one of the following general formulae (all references to Groups being the new Group notation of the Period Table of the Elements as described by Chemical and Engineering News, 63(5), 27, 1985):



wherein:

(A-Cp) is either (Cp), (Cp*) or Cp-A'-Cp*; Cp and Cp* are the same or different cyclopentadienyl rings substituted with from zero to five substituent groups S'', each substituent group S'' being, independently, a radical group which is a hydrocarbyl, substituted-hydrocarbyl, halocarbyl, substituted-halocarbyl, hydrocarbyl-substituted organometaloid, halocarbyl-substituted organometaloid, disubstituted boron, disubstituted pnictogen, substituted chalcogen or halogen radicals, or Cp and Cp* are cyclopentadienyl rings in which any two adjacent S'' groups are joined forming a C₄ to C₂₀ ring to give a saturated or unsaturated polycyclic cyclopentadienyl ligand; Cp and Cp* may also have one or two carbon atoms within the ring replaced by a Group 15 or 16 element especially, S, O, N or P;

A' is a bridging group;

(C₅H_{5-y-x}S''_x) is a cyclopentadienyl ring substituted with from zero to five S'' radicals as defined above;

x is from 0 to 5 denoting the degree of substitution;

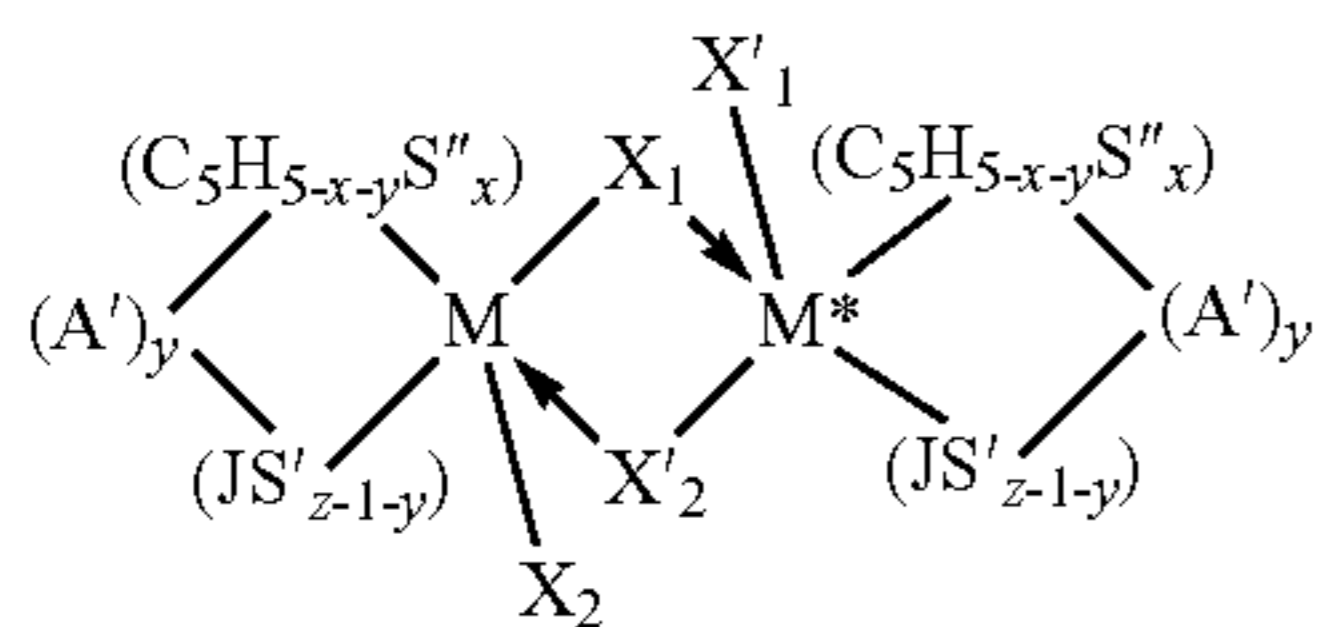
M is titanium, zirconium or hafnium;

X₁ is a hydride radical, hydrocarbyl radical, substituted-hydrocarbyl radical, hydrocarbyl-substituted organometaloid radical or halocarbyl-substituted organometaloid radical which radical may optionally be covalently bonded to both or either M and L or L' or all or any M, S'' or S', and provided that X₁ is not a substituted or unsubstituted cyclopentadienyl ring;

(JS'_{z-1-y}) is a heteroatom ligand in which J is an element from Group 15 of the Periodic Table of Elements with a coordination number of 3 or an element from Group 16 with a coordination number of 2; S' is a radical group which is a hydrocarbyl, substituted hydrocarbyl, halocarbyl, substituted halocarbyl, hydrocarbyl-substituted organometaloid, or halocarbyl-substituted organometaloid; and z is the coordination number of the element J;

y is 0 or 1;

L is an olefin, diolefin or aryne ligand. L' is the same as L, and can additionally be an amine, phosphine, ether, or sulfide ligand, or any other neutral Lewis base; L' can also be a second transition metal compound of the same type such that the two metal center M and M* are bridged by X₁ and X'₁, wherein M* has the same meaning as M, X'₁, X₂ and X'₂ have the same meaning as X₁, where such dimeric compounds which are precursors to the cationic portion of the catalyst are represented by the formula:



wherein

w is an integer from 0 to 3;

B' is a chemically stable, non-nucleophilic anionic complex having a molecular diameter about or greater than 4 Angstroms or an anionic Lewis-acid activator resulting from the reaction of a Lewis-acid activator with the precursor to the cationic portion of the catalyst system described in formulae 1-4. When B' is a Lewis-acid activator, X₁ can also be an alkyl group donated by the Lewis-acid activator; and

d is an integer representing the charge of B'.

The catalysts are preferably prepared by combining at least two components. In one preferred method, the first component is a cyclopentadienyl derivative of a Group 4 metal compound containing at least one ligand which will combine with the second component or at least a portion thereof such as a cation portion thereof. The second component is an ion-exchange compound comprising a cation which will irreversibly react with at least one ligand contained in said Group 4 metal compound (first component) and a non-coordinating anion which is either a single coordination complex comprising a plurality of lipophilic radicals covalently coordinated to and shielding a central formally charge-bearing metal or metalloidal atom or an anion comprising a plurality of boron atoms such as polyhedral boranes, carboranes and metallacarboranes.

In general, suitable anions for the second component may be any stable and bulky anionic complex having the following molecular attributes: 1) the anion should have a molecular diameter greater than 4 Angstroms; 2) the anion should form stable ammonium salts; 3) the negative charge on the anion should be delocalized over the framework of the anion or be localized within the core of the anion; 4) the anion should be a relatively poor nucleophile; and 5) the anion should not be a powerful reducing or oxidizing agent. Anions meeting these criteria—such as polynuclear boranes, carboranes, metallacarboranes, polyoxoanions and anionic coordination complexes are well described in the chemical literature.

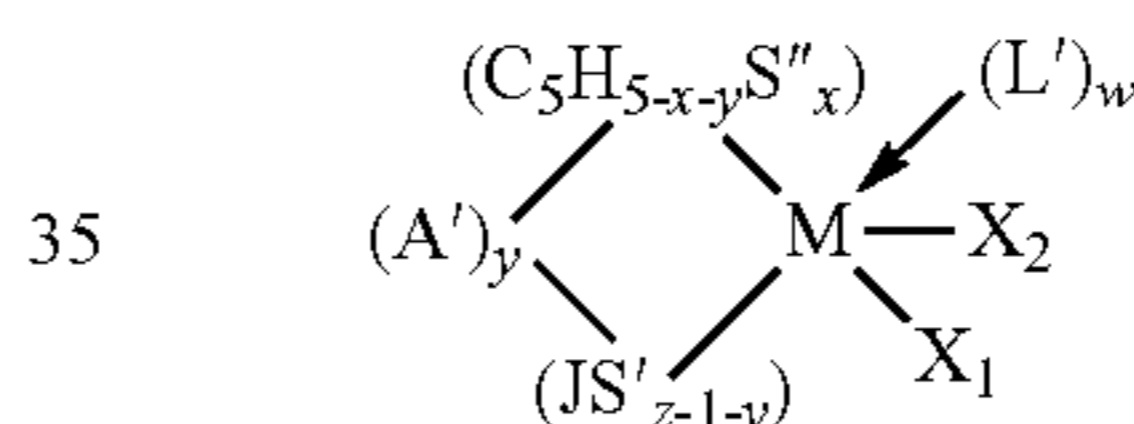
The cation portion of the second component may comprise Bronsted acids such as protons or protonated Lewis bases or may comprise Lewis acids such as ferricinium, tropylium, triphenylcarbenium or silver cations.

In another preferred method, the second component is a Lewis-acid complex which will react with at least one ligand of the first component, thereby forming an ionic species described in formulae 4-6 with the ligand abstracted from the first component now bound to the second component. Alumoxanes and especially methylalumoxane, the product formed from the reaction of trimethylaluminum in an aliphatic or aromatic hydrocarbon with stoichiometric quantities of water, are particularly preferred Lewis-acid second components. Modified alumoxanes are also preferred. Alumoxanes are well known in the art and methods for their preparation are illustrated by U.S. Pat. Nos. 4,542,199; 4,544,762; 5,015,749; and 5,041,585. A technique for preparing modified alumoxanes has been disclosed in U.S. Pat. No. 5,041,584, in EPA 0 516 476, and in EPA 0 561 476, which are incorporated by reference herein.

(7)

Upon combination of the first and second components, the second component reacts with one of the ligands of the first component, thereby generating an anion pair consisting of a Group 4 metal cation and the aforementioned anion, which anion is compatible with and non-coordinating towards the Group 4 metal cation formed from the first component. The anion of the second compound must be capable of stabilizing the Group 4 metal cation's ability to function as a catalyst and must be sufficiently labile to permit displacement by an olefin, diolefin or an acetylenically unsaturated monomer during polymerization. The catalysts of this invention may be supported. U.S. Pat. No. 4,808,561, issued Feb. 28, 1989; U.S. Pat. No. 4,897,455 issued Jan. 3, 1990; U.S. Pat. No. 5,057,475 issued Oct. 15, 1991; U.S. patent application Ser. No. 459,921 (published as PCT International publication WO 91/09882), Canadian Patent 1,268,753, U.S. Pat. No. 5,240,894 and WO 94 03506 disclose such supported catalysts and the methods to produce such and are herein incorporated by reference.

The Group 4 metal compounds; i.e., titanium, zirconium and hafnium metallocene compounds, useful as first compounds (pre-catalysts) in the preparation of the preferred metallocene catalysts of this invention are cyclopentadienyl derivatives of titanium, zirconium and hafnium. In general, useful titanocenes, zirconocenes and hafnocenes may be represented by the following general formulae:



wherein:

(A-Cp) is either (Cp)(Cp*) or Cp-A'-Cp*; Cp and Cp* are the same or different cyclopentadienyl rings substituted with from zero to five substituent groups S'', each substituent group S'' being, independently, a radical group which is a hydrocarbyl, substituted-hydrocarbyl, halocarbyl, substituted-halocarbyl, hydrocarbyl-substituted organometalloid, halocarbyl-substituted organometalloid, disubstituted boron, disubstituted pnictogen, substituted chalcogen or halogen radicals, or Cp and Cp* are cyclopentadienyl rings in which any two adjacent S'' groups are joined forming a C₄ to C₂₀ ring to give a saturated or unsaturated polycyclic cyclopentadienyl ligand;

A' is a bridging group;

y is 0 or 1;

(C₅H_{5-x-y}S''_x) is a cyclopentadienyl ring substituted with from zero to five S'' radicals as defined above;

x is from 0 to 5 denoting the degree of substitution;

(JS'_{z-1-y}) is a heteroatom ligand in which J is an element from Group 15 of the Periodic Table of Elements with a coordination number of 3 or an element from Group 16 with a coordination number of 2, S' is a radical group which is a hydrocarbyl, substituted hydrocarbyl, halocarbyl, substituted halocarbyl, hydrocarbyl-substituted organometalloid, or halocarbyl-substituted organometalloid; and z is the coordination number of the element J;

L is an olefin, diolefin or aryne ligand. L' is the same as L and can additionally be an amine, phosphine, ether, or sulfide ligand, or any other neutral Lewis base; L' can also be a

second transition metal compound of the same type such that the two metal centers M and M* are bridged by X₁ and X'₁, wherein M* has the same meaning as M, X'₁ has the same meaning as X₁ and X'₂ has the same meaning as X₂ where such dimeric compounds which are precursors to the cationic portion of the catalyst are represented by formula 7 above;

w is an integer from 0 to 3; and

X₁ and X₂ are, independently, hydride radicals, hydrocarbyl radicals, substituted hydrocarbyl radicals, halocarbyl radicals, substituted halocarbyl radicals, and hydrocarbyl- and halocarbyl-substituted organometalloid radicals, substituted pnictogen radicals, or substituted chalcogen radicals; or X₁ and X₂ are joined and bound to the metal atom to form a metallacycle ring containing from about 3 to about 20 carbon atoms; or X₁ and X₂ together can be an olefin, diolefin or aryne ligand; or when Lewis-acid activators, such as methylalumoxane, which are capable of donating an X₁ ligand as described above to the transition metal component are used, X₁ and X₂ may independently be a halogen, alkoxide, aryloxide, amide, phosphide or other univalent anionic ligand or both X₁ and X₂ can also be joined to form a anionic chelating ligand and with the proviso that X₁ and X₂ are not a substituted or unsubstituted cyclopentadienyl ring.

Table A depicts representative constituent moieties for the metallocene components of formulae 7-10. The list is for illustrative purposes only and should not be construed to be limiting in any way. A number of final components may be formed by permuting all possible combinations of the constituent moieties with each other. When hydrocarbyl radicals including alkyl, alkenyl, alkynyl, cycloalkyl, cycloalkenyl, cycloalkynyl and aromatic radicals are disclosed in this application the term includes all isomers. For example, butyl includes n-butyl, 2-methylpropyl, 1-methylpropyl, tert-butyl, and cyclobutyl; pentyl includes n-pentyl, 1-methylbutyl, 2-methylbutyl, 3-methylbutyl, 1-ethylpropyl, neopentyl, cyclopentyl and methylcyclobutyl; butenyl includes E and Z forms of 1-butenyl, 2-butenyl, 3-butenyl, 1-methyl-1-propenyl, 1-methyl-2-propenyl, 2-methyl-1-propenyl and 2-methyl-2-propenyl. This includes when a radical is bonded to another group, for example, propylcyclopentadienyl include n-propylcyclopentadienyl, isopropylcyclopentadienyl and cyclopropylcyclopentadienyl. In general, the ligands or groups illustrated in Table A include all isomeric forms. For example, dimethylcyclopentadienyl includes 1,2-dimethylcyclopentadienyl and 1,3-dimethylcyclopentadienyl; methylindenyl includes 1-methylindenyl, 2-methylindenyl, 3-methylindenyl, 4-methylindenyl, 5-methylindenyl, 6-methylindenyl and 7-methylindenyl; methylethylphenyl includes ortho-methylethylphenyl, meta-methylethylphenyl and para-methylethylphenyl. Examples of specific invention catalyst precursors take the following formula where some components are listed in Table A. To illustrate members of the transition metal component, select any combination of the species listed in Tables A. For nomenclature purposes, for the bridging group A', the words "silyl" and "silylene" are used interchangeably, and represent a diradical species. For the bridging group A', "ethylene" refers to a 1,2-ethylene linkage and is distinguished from ethene-1,1-diyl. Thus, for the bridging group A', "ethylene" and "1,2-ethylene" are used interchangeably. For compounds processing a bridging group, A', the bridge position on the cyclopentadienyl-type ring is always considered the 1-position. Thus, for example, the use of "1-fluorenyl" is interchangeable with the use of "fluorenyl"

Illustrative compounds of the formula 8 type are: bis(cyclopentadienyl)hafnium dimethyl, ethylenebis(tetrahydroin-

denyl)zirconium dihydride, bis(pentamethyl)zirconium diethyl, dimethylsilyl(1-fluorenyl)(cyclopentadienyl)titanium dichloride and the like. Illustrative compounds of the formula 9 type are: bis(cyclopentadienyl)(1,3-butadiene)zirconium, bis(cyclopentadienyl)(2,3-dimethyl-1,3-butadiene)zirconium, bis(pentamethylcyclopentadienyl)(benzene)zirconium, bis(pentamethylcyclopentadienyl)titanium ethylene and the like. Illustrative compounds of the formula 10 type are: dimethylsilyl(tetramethylcyclopentadienyl)(t-butylamido)zirconium dichloride, ethylene(methylcyclopentadienyl)(phenylamido)titanium dimethyl, methylphenylsilyl(indenyl)(phenylphosphido)hafnium dihydride and (pentamethylcyclopentadienyl)(di-t-butylamido)hafnium dimethoxide.

The conditions under which complexes containing neutral Lewis base ligands such as ether or those which form dimeric compounds is determined by the steric bulk of the ligands about the metal center. For example, the t-butyl group in Me₂Si(Me₄C₅)(N-t-Bu)ZrCl₂ has greater steric requirements than the phenyl in Me₂Si(Me₄C₅)(NPh)ZrCl₂.Et₂O thereby not permitting ether coordination in the former compound in its solid state. Similarly, due to the decreased steric bulk of the trimethylsilylcyclopentadienyl group in [Me₂Si(Me₃SiC₅H₃)(N-t-Bu)ZrCl₂]₂ versus that of the tetramethylcyclopentadienyl group in Me₂Si(Me₄C₅)(N-t-Bu)ZrCl₂, the former compound is dimeric and the latter is not.

TABLE A

A'	Cp, Cp*, CpR or (C ₅ H _{5-<i>y</i>-<i>x</i>}, S''_{<i>x</i>})}
Dimethylsilylene	Cyclopentadienyl
Diethylsilylene	Methylcyclopentadienyl
dipropylsilylene	Dimethylcyclopentadienyl
dibutylsilylene	Trimethylcyclopentadienyl
dipentylsilylene	Tetramethylcyclopentadienyl
dihexylsilylene	Pentamethylcyclopentadienyl (no A')
diheptylsilylene	Ethylcyclopentadienyl
diocylsilylene	Diethylcyclopentadienyl
dinonylsilylene	Propylcyclopentadienyl
didecylsilylene	Dipropylcyclopentadienyl
diundecylsilylene	Butylcyclopentadienyl
didodecylsilylene	Dibutylcyclopentadienyl
ditridecylsilylene	Pentylcyclopentadienyl
ditetradecylsilylene	Dipentylcyclopentadienyl
dipentadecylsilylene	Hexylcyclopentadienyl
dihexadecylsilylene	Dihexylcyclopentadienyl
diheptadecylsilylene	Heptylcyclopentadienyl
diocadecylsilylene	Diheptylcyclopentadienyl
dinonadecylsilylene	octylcyclopentadienyl
dieicosylsilylene	dioctylcyclopentadienyl
diheneicosylsilylene	nonylcyclopentadienyl
didocosylsilylene	dinonylcyclopentadienyl
ditricosylsilylene	decylcyclopentadienyl
ditetracosylsilylene	didecylcyclopentadienyl
dipentacosylsilylene	undecylcyclopentadienyl
dihexacosylsilylene	dodecylcyclopentadienyl
diheptacosylsilylene	tridecylcyclopentadienyl
diocacosylsilylene	tetradecylcyclopentadienyl
dinonacosylsilylene	pentadecylcyclopentadienyl (no A')
ditriacontylsilylene	hexadecylcyclopentadienyl
dicyclohexylsilylene	heptadecylcyclopentadienyl
dicyclopentylsilylene	octadecylcyclopentadienyl
dicycloheptylsilylene	nonadecylcyclopentadienyl
dicyclooctylsilylene	eicosylcyclopentadienyl
dicyclodecylsilylene	heneicosylcyclopentadienyl
dicyclododecylsilylene	docosylcyclopentadienyl
dinaphthylsilylene	tricosylcyclopentadienyl
diphenylsilylene	tetracosylcyclopentadienyl
ditolylsilylene	pentacosylcyclopentadienyl
dibenzylsilylene	hexacosylcyclopentadienyl
diphenethylsilylene	heptacosylcyclopentadienyl
di(butylphenethyl)silylene	octacosylcyclopentadienyl
methylethylsilylene	nonacosylcyclopentadienyl
methylpropylsilylene	triacontylcyclopentadienyl

TABLE A-continued

tolylamido	Octadecyl	diethylether
phenethylamido	Nonadecyl	dimethylether
benzylamido	Eicosyl	trimethylamine
cyclobutylamido	Heneicosyl	triphenylamine
cyclopentylamido	Docosyl	triethylamine
cyclohexylamido	Tricosyl	tricyclohexylphosphine
cycloheptylamido	Tetracosyl	triphenylphosphine
cyclooctylamido	Pentacosyl	trimethylphosphine
cyclononylamido	Hexacosyl	tetrahydrofuran
cyclodecylamido	Heptacosyl	furan
cyclododecylamido	Octacosyl	thiophene
adamantylamido	Nonacosyl	dimethylsulfide
norbornylamido	Triacontyl	diphenylsulfide
perfluorophenylamido	Phenyl	
fluorophenylamido	Benzyl	
difluorophenylamido	Phenethyl	
oxo	Tolyl	
sulfido	Methoxy	
(JS' _{z-1-y}) (y = 0)	Ethoxy	
methoxide	Propoxy	
ethoxide	Butoxy	
phenoxide	Dimethylamido	
dimethylphenoxide	Diethylamido	
dipropylphenoxide	methylethylamido	
methylthio	Phenoxy	
ethylthio	Benzoxy	
phenylthio	Allyl	
dimethylphenylthio	X ₁ and X ₂ together	
dipropylphenylthio	Methylidene	
	Ethylidene	
	Propylidene	
	Tetramethylene	
	pentamethylene	
	Hexamethylene	
	ethylenedi-hydroxy	
	Butadiene	
	methylbutadiene	
	dimethylbutadiene	
	Pentadiene	
	methylpentadiene	
	dimethylpentadiene	
	Hexadiene	
	methylhexadiene	
	dimethylhexadiene	

Additional preferred catalysts include those described in WO 01/48034, which is incorporated herein by reference. Particularly preferred catalyst compounds include those disclosed at page 9, line 38 to page 25, line 42, page 28, lines 5 to 17, and page 30, line 37 to page 35, line 28.



Activators and Activation Methods for Catalyst Compounds

The polymerization pre-catalyst compounds, described above, are typically activated in various ways to yield compounds having a vacant coordination site that will coordinate, insert, and polymerize olefin(s). For the purposes of this patent specification and appended claims, the terms "cocatalyst" and "activator" are used herein interchangeably and are defined to be any compound which can activate any one of the catalyst compounds described above by converting the neutral catalyst compound to a catalytically active catalyst compound cation. Non-limiting activators, for example, include alumoxanes, aluminum alkyls, ionizing activators, which may be neutral or ionic, and conventional-type cocatalysts. Preferred activators typically include alumoxane compounds, modified alumoxane compounds, and ionizing anion precursor compounds that abstract one reactive, σ -bond, metal ligand making the metal complex cationic and providing a charge-balancing noncoordinating or weakly coordinating anion.

Aluminoxane and Aluminum Alkyl Activators

In one embodiment, alumoxane activators are utilized as an activator in the catalyst composition useful in the invention. Alumoxanes are generally oligomeric compounds containing —Al(R')—O— sub-units, where R' is an alkyl group. Examples of alumoxanes include methylalumoxane (MAO), modified methylalumoxane (MMAO), ethylalumoxane and isobutylalumoxane. Alkylalumoxanes and modified alkylalumoxanes are suitable as catalyst activators, particularly when the abstractable ligand is a halide, alkoxide or amide. Mixtures of different alumoxanes and modified alumoxanes may also be used.

The activator compounds comprising Lewis-acid activators and in particular alumoxanes are represented by the following general formulae:



An alumoxane is generally a mixture of both the linear and cyclic compounds. In the general alumoxane formula, R³, R⁴, R⁵ and R⁶ are, independently a C₁-C₁₀ alkyl radical, for example, methyl, ethyl, propyl, butyl, pentyl, hexyl, heptyl, octyl, nonyl, decyl, and "p" is an integer from 1 to about 50. Most preferably, R³, R⁴, R⁵ and R⁶ are each methyl and "p" is a least 4. When an alkyl aluminum halide or alkoxide is employed in the preparation of the alumoxane, one or more R³⁻⁶ groups may be halide or alkoxide. M' is a metal or metalloid, and Q' is a partially or fully fluorinated hydrocarbon.

It is recognized that alumoxane is not a discrete material. A typical alumoxane will contain free trisubstituted or trialkyl aluminum, bound trisubstituted or trialkyl aluminum, and alumoxane molecules of varying degree of oligomerization. Those methylalumoxanes most preferred contain lower levels of trimethylaluminum. Lower levels of trimethylaluminum can be achieved by reaction of the trimethylaluminum with a Lewis base or by vacuum distillation of the trimethylaluminum or by any other means known in the art. It is also recognized that after reaction with the transition metal compound, some alumoxane molecules are in the anionic form as represented by the anion in equations 4-6, thus for our purposes are considered "non-coordinating" anions.

For further descriptions, see U.S. Pat. Nos. 4,665,208, 4,952,540, 5,041,584, 5,091,352, 5,206,199, 5,204,419, 4,874,734, 4,924,018, 4,908,463, 4,968,827, 5,329,032, 5,248,801, 5,235,081, 5,157,137, 5,103,031 and EP 0 561 476 A1, EP 0 279 586 B1, EP 0 516 476 A, EP 0 594 218 A1 and WO 94/10180.

When the activator is an alumoxane (modified or unmodified), some embodiments select the maximum amount of activator at a 5000-fold molar excess Al/M over the catalyst precursor (per metal catalytic site). The minimum activator-to-catalyst-precursor is a 1:1 molar ratio.

Alumoxanes may be produced by the hydrolysis of the respective trialkylaluminum compound. MMAO may be produced by the hydrolysis of trimethylaluminum and a higher trialkylaluminum such as triisobutylaluminum. MMAO's are generally more soluble in aliphatic solvents and more stable during storage. There are a variety of methods for preparing alumoxane and modified alumoxanes, non-limiting examples of which are described in U.S. Pat. Nos. 4,665,208, 4,952, 540, 5,091,352, 5,206,199, 5,204,419, 4,874,734, 4,924,018, 4,908,463, 4,968,827, 5,308,815, 5,329,032, 5,248,801, 5,235,081, 5,157,137, 5,103,031, 5,391,793, 5,391,529,

5,693,838, 5,731,253, 5,731,451, 5,744,656, 5,847,177, 5,854,166, 5,856,256 and 5,939,346 and European publications EP-A-0 561 476, EP-B1-0 279 586, EP-A-0 594-218 and EP-B1-0 586 665, and PCT publications WO 94/10180 and WO 99/15534, all of which are herein fully incorporated by reference. It may be preferable to use a visually clear methylalumoxane. A cloudy or gelled alumoxane can be filtered to produce a clear solution or clear alumoxane can be decanted from the cloudy solution. Another alumoxane is a modified methyl alumoxane (MMAO) cocatalyst type 3A (commercially available from Akzo Chemicals, Inc. under the trade name Modified Methylalumoxane type 3A, covered under U.S. Pat. No. 5,041,584).

Aluminum alkyl or organoaluminum compounds which may be utilized as activators (or scavengers) include trimethylaluminum, triethylaluminum, triisobutylaluminum, tri-n-hexylaluminum, tri-n-octylaluminum and the like.

Ionizing Activators

It is within the scope of this invention to use an ionizing or stoichiometric activator, neutral or ionic, such as tri(n-butyl) ammonium tetrakis(pentafluorophenyl) boron, a trisperfluorophenyl boron metalloid precursor or a trisperfluoronaphthyl boron metalloid precursor, polyhalogenated heteroborane anions (WO 98/43983), boric acid (U.S. Pat. No. 5,942,459) or combination thereof. It is also within the scope of this invention to use neutral or ionic activators alone or in combination with alumoxane or modified alumoxane activators.

Examples of neutral stoichiometric activators include trisubstituted boron, tellurium, aluminum, gallium and indium or mixtures thereof. The three substituent groups are each independently selected from alkyls, alkenyls, halogen, substituted alkyls, aryls, arylhalides, alkoxy and halides. Preferably, the three groups are independently selected from halogen, mono or multicyclic (including halosubstituted) aryls, alkyls, and alkenyl compounds and mixtures thereof, preferred are alkenyl groups having 1 to 20 carbon atoms, alkyl groups having 1 to 20 carbon atoms, alkoxy groups having 1 to 20 carbon atoms and aryl groups having 3 to 20 carbon atoms (including substituted aryls). More preferably, the three groups are alkyls having 1 to 4 carbon groups, phenyl, naphthyl or mixtures thereof. Even more preferably, the three groups are halogenated, preferably fluorinated, aryl groups. Most preferably, the neutral stoichiometric activator is trisperfluorophenyl boron or trisperfluoronaphthyl boron.

Ionic stoichiometric activator compounds may contain an active proton, or some other cation associated with, but not coordinated to, or only loosely coordinated to, the remaining ion of the ionizing compound. Such compounds and the like are described in European publications EP-A-0 570 982, EP-A-0 520 732, EP-A-0 495 375, EP-B1-0 500 944, EP-A-0 277 003 and EP-A-0 277 004, and U.S. Pat. Nos. 5,153,157, 5,198,401, 5,066,741, 5,206,197, 5,241,025, 5,384,299 and 5,502,124 and U.S. patent application Ser. No. 08/285,380, filed Aug. 3, 1994, all of which are herein fully incorporated by reference.

Ionic catalysts can be prepared by reacting a transition metal compound with some neutral Lewis acids, such as $B(C_6F_5)_3$, which upon reaction with the hydrolyzable ligand (X) of the transition metal compound forms an anion, such as $([B(C_6F_5)_3(X)]^-)$, which stabilizes the cationic transition metal species generated by the reaction. The catalysts can be, and preferably are, prepared with activator components which are ionic compounds or compositions. However preparation of activators utilizing neutral compounds is also contemplated by this invention.

Compounds useful as an activator component in the preparation of the ionic catalyst systems used in the process of this

invention comprise a cation, which is preferably a Bronsted acid capable of donating a proton, and a compatible non-coordinating anion which anion is relatively large (bulky), capable of stabilizing the active catalyst species (the Group 4 cation) which is formed when the two compounds are combined and said anion will be sufficiently labile to be displaced by olefinic diolefinic and acetylenically unsaturated substrates or other neutral Lewis bases such as ethers, nitriles and the like. Two classes of compatible non-coordinating anions have been disclosed in EPA 277,003 and EPA 277,004 published 1988: 1) anionic coordination complexes comprising a plurality of lipophilic radicals covalently coordinated to and shielding a central charge-bearing metal or metalloid core, and 2) anions comprising a plurality of boron atoms such as carboranes, metallacarboranes and boranes.

In a preferred embodiment, the stoichiometric activators include a cation and an anion component, and may be represented by the following formula:



wherein L is a neutral Lewis base;

H is hydrogen;

$(L-H)^+$ is a Bronsted acid

A^{d-} is a non-coordinating anion having the charge d-

d is an integer from 1 to 3.

The cation component, $(L-H)_d^+$ may include Bronsted acids such as protons or protonated Lewis bases or reducible Lewis acids capable of protonating or abstracting a moiety, such as an alkyl or aryl, from the bulky ligand metallocene containing transition metal catalyst precursor, resulting in a cationic transition metal species.

The activating cation $(L-H)_d^+$ may be a Bronsted acid, capable of donating a proton to the transition metal catalytic precursor resulting in a transition metal cation, including ammoniums, oxoniums, phosphoniums, silyliums, and mixtures thereof, preferably ammoniums of methylamine, aniline, dimethylamine, diethylamine, N-methylaniline, diphenylamine, trimethylamine, triethylamine, N,N-dimethylaniline, methyldiphenylamine, pyridine, p-bromo N,N-dimethylaniline, p-nitro-N,N-dimethylaniline, phosphoniums from triethylphosphine, triphenylphosphine, and diphenylphosphine, oxoniums from ethers such as dimethyl ether diethyl ether, tetrahydrofuran and dioxane, sulfoniums from thioethers, such as diethyl thioethers and tetrahydrothiophene, and mixtures thereof. The activating cation $(L-H)_d^+$ may also be a moiety such as silver, tropylium, carbeniums, ferroceniums and mixtures, preferably carboniums and ferroceniums. Most preferably $(L-H)_d^+$ is triphenyl carbonium.

The anion component A^{d-} include those having the formula $[M^{k+}+Q_n]^{d-}$ wherein k is an integer from 1 to 3; n is an integer from 2-6; n=k=d; M is an element selected from Group 13 of the Periodic Table of the Elements, preferably boron or aluminum, and Q is independently a hydride, bridged or unbridged dialkylamido, halide, alkoxide, aryloxide, hydrocarbyl, substituted hydrocarbyl, halocarbyl, substituted halocarbyl, and halosubstituted-hydrocarbyl radicals, said Q having up to 20 carbon atoms with the proviso that in not more than 1 occurrence is Q a halide. Preferably, each Q is a fluorinated hydrocarbyl group having 1 to 20 carbon atoms, more preferably each Q is a fluorinated aryl group, and most preferably each Q is a pentafluoryl aryl group. Examples of suitable A^{d-} also include diboron compounds as disclosed in U.S. Pat. No. 5,447,895, which is fully incorporated herein by reference.

Illustrative, but not limiting examples of boron compounds which may be used as an activating cocatalyst in the prepa-

ration of the improved catalysts of this invention are tri-substituted ammonium salts such as:

trimethylammonium tetraphenylborate, triethylammonium tetraphenylborate, tripropylammonium tetraphenylborate, tri(n-butyl)ammonium tetraphenylborate, tri(t-butyl)ammonium tetraphenylborate, N,N-dimethylanilinium tetraphenylborate, N,N-diethylanilinium tetraphenylborate, N,N-dimethyl-(2,4,6-trimethylanilinium)tetraphenylborate, tropillium tetraphenylborate, triphenylcarbenium tetraphenylborate, triphenylphosphonium tetraphenylborate triethylsilylium tetraphenylborate, benzene(diazonium) tetraphenylborate, trimethylammonium tetrakis(pentafluorophenyl)borate, triethylammonium tetrakis(pentafluorophenyl)borate, tripropylammonium tetrakis(pentafluorophenyl)borate, tri(n-butyl)ammonium tetrakis(pentafluorophenyl)borate, tri(sec-butyl)ammonium tetrakis(pentafluorophenyl)borate, N,N-dimethylanilinium tetrakis(pentafluorophenyl)borate, N,N-diethylanilinium tetrakis(pentafluorophenyl)borate. N,N-dimethyl-(2,4,6-trimethylanilinium)tetrakis(pentafluorophenyl)borate, tropillium tetrakis(pentafluorophenyl)borate, triphenylcarbenium tetrakis(pentafluorophenyl)borate, triphenylphosphonium tetrakis(pentafluorophenyl)borate, triethylsilylium tetrakis(pentafluorophenyl)borate, benzene(diazonium)tetrakis(pentafluorophenyl)borate, trimethylammonium tetrakis-(2,3,4,6-tetrafluorophenyl)borate, triethylammonium tetrakis-(2,3,4,6-tetrafluorophenyl)borate, tripropylammonium tetrakis-(2,3,4,6-tetrafluorophenyl)borate, tri(n-butyl)ammonium tetrakis-(2,3,4,6-tetrafluorophenyl)borate, dimethyl(t-butyl)ammonium tetrakis-(2,3,4,6-tetrafluorophenyl)borate, N,N-dimethylanilinium tetrakis-(2,3,4,6-tetrafluorophenyl)borate, N,N-diethylanilinium tetrakis-(2,3,4,6-tetrafluorophenyl)borate, N,N-dimethyl-(2,4,6-trimethylanilinium)tetrakis-(2,3,4,6-tetrafluorophenyl)borate, tropillium tetrakis-(2,3,4,6-tetrafluorophenyl)borate, triphenylcarbenium tetrakis-(2,3,4,6-tetrafluorophenyl)borate, triphenylphosphonium tetrakis-(2,3,4,6-tetrafluorophenyl)borate, triethylsilylium tetrakis-(2,3,4,6-tetrafluorophenyl)borate, benzene(diazonium)tetrakis-(2,3,4,6-tetrafluorophenyl)borate, trimethylammonium tetrakis(perfluoronaphthyl)borate, triethylammonium tetrakis(perfluoronaphthyl)borate, tripropylammonium tetrakis(perfluoronaphthyl)borate, tri(n-butyl)ammonium tetrakis(perfluoronaphthyl)borate, tri(t-butyl)ammonium tetrakis(perfluoronaphthyl)borate, N,N-dimethylanilinium tetrakis(perfluoronaphthyl)borate, N,N-diethylanilinium tetrakis(perfluoronaphthyl)borate, N,N-dimethyl-(2,4,6-trimethylanilinium)tetrakis(perfluoronaphthyl)borate, tropillium tetrakis(perfluoronaphthyl)borate, triphenylcarbenium tetrakis(perfluoronaphthyl)borate, triphenylphosphonium tetrakis(perfluoronaphthyl)borate, triethylsilylium tetrakis(perfluoronaphthyl)borate, benzene(diazonium)tetrakis(perfluoronaphthyl)borate, trimethylammonium tetrakis(perfluorobiphenyl)borate, triethylammonium tetrakis(perfluorobiphenyl)borate, tripropylammonium tetrakis(perfluorobiphenyl)borate, tri(n-butyl)ammonium tetrakis(perfluorobiphenyl)borate, tri(t-butyl)ammonium tetrakis(perfluorobiphenyl)borate, N,N-dimethylanilinium tetrakis(perfluorobiphenyl)borate, N,N-diethylanilinium tetrakis(perfluorobiphenyl)borate, N,N-dimethyl-(2,4,6-trimethylanilinium)tetrakis(perfluorobiphenyl)borate, tropillium tetrakis(perfluorobiphenyl)borate, triphenylcarbenium tetrakis(perfluorobiphenyl)borate, triphenylphosphonium tetrakis(perfluorobiphenyl)borate, triethylsilylium tetrakis(perfluorobiphenyl)borate, benzene(diazonium)tetrakis

(perfluorobiphenyl)borate, trimethylammonium tetrakis(3,5-bis(trifluoromethyl)phenyl)borate, triethylammonium tetrakis(3,5-bis(trifluoromethyl)phenyl)borate, tripropylammonium tetrakis(3,5-bis(trifluoromethyl)phenyl)borate, tri(n-butyl)ammonium tetrakis(3,5-bis(trifluoromethyl)phenyl)borate, tri(t-butyl)ammonium tetrakis(3,5-bis(trifluoromethyl)phenyl)borate, N,N-dimethylanilinium tetrakis(3,5-bis(trifluoromethyl)phenyl)borate, N,N-diethylanilinium tetrakis(3,5-bis(trifluoromethyl)phenyl)borate, N,N-dimethyl-(2,4,6-trimethylanilinium)tetrakis(3,5-bis(trifluoromethyl)phenyl)borate, tropillium tetrakis(3,5-bis(trifluoromethyl)phenyl)borate, triphenylcarbenium tetrakis(3,5-bis(trifluoromethyl)phenyl)borate, triphenylphosphonium tetrakis(3,5-bis(trifluoromethyl)phenyl)borate, triethylsilylium tetrakis(3,5-bis(trifluoromethyl)phenyl)borate, benzene(diazonium)tetrakis(3,5-bis(trifluoromethyl)phenyl)borate, and dialkyl ammonium salts such as: di(i-propyl)ammonium tetrakis(pentafluorophenyl)borate, and dicyclohexylammonium tetrakis(pentafluorophenyl)borate; and additional tri-substituted phosphonium salts such as tri(o-tolyl)phosphonium tetrakis(pentafluorophenyl)borate, and tri(2,6-dimethylphenyl)phosphonium tetrakis(pentafluorophenyl)borate.

Most preferably, the ionic stoichiometric activator $(L-H)_d^+$ (A^{d-}) is N,N-dimethylanilinium tetra(perfluorophenyl)borate, N,N-dimethylanilinium tetrakis(perfluoronaphthyl)borate, N,N-dimethylanilinium tetrakis(perfluorobiphenyl)borate, N,N-dimethylanilinium tetrakis(3,5-bis(trifluoromethyl)phenyl)borate, triphenylcarbenium tetrakis(perfluoronaphthyl)borate, triphenylcarbenium tetrakis(perfluorobiphenyl)borate, triphenylcarbenium tetrakis(3,5-bis(trifluoromethyl)phenyl)borate, or triphenylcarbenium tetra(perfluorophenyl)borate.

In one embodiment, an activation method using ionizing ionic compounds not containing an active proton but capable of producing a bulky ligand metallocene catalyst cation and their non-coordinating anion are also contemplated, and are described in EP-A-0 426 637, EP-A-0 573 403 and U.S. Pat. No. 5,387,568, which are all herein incorporated by reference.

The term "non-coordinating anion" (NCA) means an anion which either does not coordinate to said cation or which is only weakly coordinated to said cation thereby remaining sufficiently labile to be displaced by a neutral Lewis base. "Compatible" non-coordinating anions are those which are not degraded to neutrality when the initially formed complex decomposes. Further, the anion will not transfer an anionic substituent or fragment to the cation so as to cause it to form a neutral four coordinate metallocene compound and a neutral by-product from the anion. Non-coordinating anions useful in accordance with this invention are those that are compatible, stabilize the metallocene cation in the sense of balancing its ionic charge at +1, yet retain sufficient lability to permit displacement by an ethylenically or acetylenically unsaturated monomer during polymerization. These types of cocatalysts sometimes use tri-isobutyl aluminum or tri-octyl aluminum as a scavenger.

Invention process also can employ cocatalyst compounds or activator compounds that are initially neutral Lewis acids but form a cationic metal complex and a noncoordinating anion, or a zwitterionic complex upon reaction with the invention compounds. For example, tris(pentafluorophenyl) boron or aluminum act to abstract a hydrocarbyl or hydride ligand to yield an invention cationic metal complex and stabilizing noncoordinating anion, see EP-A-0 427 697 and EP-A-0 520 732 for illustrations of analogous Group-4 met-

allocene compounds. Also, see the methods and compounds of EP-A-0 495 375. For formation of zwitterionic complexes using analogous Group 4 compounds, see U.S. Pat. Nos. 5,624,878; 5,486,632; and 5,527,929.

When the cations of noncoordinating anion precursors are Bronsted acids such as protons or protonated Lewis bases (excluding water), or reducible Lewis acids such as ferrocenium or silver cations, or alkali or alkaline earth metal cations such as those of sodium, magnesium or lithium, the catalyst-precursor-to-activator molar ratio may be any ratio. Combinations of the described activator compounds may also be used for activation. For example, tris(perfluorophenyl)boron can be used with methylalumoxane.

Conventional-Type Cocatalysts (Activators)

Typically, conventional transition metal catalyst compounds excluding some conventional-type chromium catalyst compounds are activated with one or more of the conventional cocatalysts which may be represented by the formula:



wherein M^3 is a metal from Group 1 to 3 and 12 to 13 of the Periodic Table of Elements; M^4 is a metal of Group 1 of the Periodic Table of Elements; v is a number from 0 to 1; each X^2 is any halogen; c is a number from 0 to 3; each R^2 is a monovalent hydrocarbon radical or hydrogen; b is a number from 1 to 4; and wherein b minus c is at least 1. Other conventional-type organometallic cocatalyst compounds for the above conventional-type transition metal catalysts have the formula $M^3R^2_k$, where M^3 is a Group IA, IIA or IIB metal, such as lithium, sodium, beryllium, barium, boron, aluminum, zinc, cadmium, and gallium; k equals 1, 2 or 3 depending upon the valency of M^3 which valency in turn normally depends upon the particular Group to which M^3 belongs; and each R^2 may be any monovalent hydrocarbon radical.

Non-limiting examples of conventional-type organometallic cocatalyst compounds useful with the conventional-type catalyst compounds described above include methyl lithium, butyllithium, dihexylmercury, butylmagnesium, diethylcadmium, benzylpotassium, diethylzinc, tri-*n*-butylaluminum, diisobutyl ethylboron, diethylcadmium, di-*n*-butylzinc and tri-*n*-amylboron, and, in particular, the aluminum alkyls, such as tri-hexylaluminum, triethylaluminum, trimethylaluminum, and tri-isobutylaluminum. Other conventional-type cocatalyst compounds include mono-organohalides and hydrides of Group 2 metals, and mono- or di-organohalides and hydrides of Group 3 and 13 metals. Non-limiting examples of such conventional-type cocatalyst compounds include di-isobutylaluminum bromide, isobutylboron dichloride, methyl magnesium chloride, ethylberyllium chloride, ethylcalcium bromide, di-isobutylaluminum hydride, methylcadmium hydride, diethylboron hydride, hexylberyllium hydride, dipropylboron hydride, octylmagnesium hydride, butylzinc hydride, dichloroboron hydride, di-bromo-aluminum hydride and bromocadmium hydride. Conventional-type organometallic cocatalyst compounds are known to those in the art and a more complete discussion of these compounds may be found in U.S. Pat. Nos. 3,221,002 and 5,093,415, which are herein fully incorporated by reference.

Additional Activators

Other activators include those described in PCT publication WO 98/07515 such as tris(2,2',2''-nonafluorobiphenyl) fluoroaluminate, which publication is fully incorporated herein by reference. Combinations of activators are also contemplated by the invention, for example, alumoxanes and ionizing activators in combinations, see for example, EP-B1 0 573 120, PCT publications WO 94/07928 and WO 95/14044 and U.S. Pat. Nos. 5,153,157 and 5,453,410 all of which are herein fully incorporated by reference.

Other suitable activators are disclosed in WO 98/09996, incorporated herein by reference, which describes activating bulky ligand metallocene catalyst compounds with perchlorates, periodates and iodates including their hydrates. WO 98/30602 and WO 98/30603, incorporated by reference, describe the use of lithium (2,2'-bisphenyl-ditrimethylsilylate).4THF as an activator for a bulky ligand metallocene catalyst compound. WO 99/18135, incorporated herein by reference, describes the use of organo-boron-aluminum activators. EP-B1-0 781 299 describes using a silylium salt in combination with a non-coordinating compatible anion. Also, methods of activation such as using radiation (see EP-B1-0 615 981 herein incorporated by reference), electrochemical oxidation, and the like are also contemplated as activating methods for the purposes of rendering the neutral bulky ligand metallocene catalyst compound or precursor to a bulky ligand metallocene cation capable of polymerizing olefins. Other activators or methods for activating a bulky ligand metallocene catalyst compound are described in for example, U.S. Pat. Nos. 5,849,852, 5,859,653 and 5,869,723 and WO 98/32775, WO 99/42467 (dioctadecylmethylammonium-bis(tris(pentafluorophenyl)borane)benzimidazolide), which are herein incorporated by reference.

Another suitable ion forming, activating cocatalyst comprises a salt of a cationic oxidizing agent and a noncoordinating, compatible anion represented by the formula:



wherein OX^{e+} is a cationic oxidizing agent having a charge of $e+$; e is an integer from 1 to 3; and A^{d-} , and d are as previously defined. Examples of cationic oxidizing agents include: ferrocenium, hydrocarbyl-substituted ferrocenium, Ag^+ , or Pb^{+2} . Preferred embodiments of A^{d-} are those anions previously defined with respect to the Bronsted acid containing activators, especially tetrakis(pentafluorophenyl)borate.

It is within the scope of this invention that catalyst compounds can be combined one or more activators or activation methods described above. For example, a combination of activators have been described in U.S. Pat. Nos. 5,153,157 and 5,453,410, European publication EP-B1 0 573 120, and PCT publications WO 94/07928 and WO 95/14044. These documents all discuss the use of an alumoxane and an ionizing activator with a bulky ligand metallocene catalyst compound.

The Choice of Transition Metal Catalyst Components

The catalyst system of this invention comprises two or more transition metal compounds as described above. At least one of the compounds must be capable of producing a crystalline poly-alpha-olefin, preferably isotactic polypropylene or syndiotactic polypropylene, having a crystallinity of 40% or more. The other compound must be capable of producing an amorphous poly-alpha-olefin, preferably atactic polypropylene, having a crystallinity of 20% or less.

ethylamidoborane(2-methyl, 4-[3',5'-di-phenylphenyl]indenyl)₂η⁴-1,4-diphenyl-1,3-butadiene;
 dimethylamidoborane(2-ethyl, 4-[3',5'-di-phenylphenyl]indenyl)₂ η⁴-1,4-diphenyl-1,3-butadiene; dimethylami-
 doborane(2-n-propyl, 4-[3',5'-di-phenylphenyl]indenyl)₂ 5
 η⁴-1,4-diphenyl-1,3-butadiene; dimethylamidoborane(2-iso-propyl, 4-[3',5'-di-phenylphenyl]indenyl)₂η⁴-1,4-
 diphenyl-1,3-butadiene; dimethylamidoborane(2-n-butyl, 4-[3',5'-di-phenylphenyl]indenyl)₂η⁴-1,4-diphenyl-1,3-
 butadiene; dimethylamidoborane(2-iso-butyl, 4-[3',5'-di- 10
 phenylphenyl]indenyl)₂η⁴-1,4-diphenyl-1,3-butadiene; dimethylamidoborane(2-sec-butyl, 4-[3',5'-di-phenylphe-
 nyl]indenyl)₂η⁴-1,4-diphenyl-1,3-butadiene; dimethyla-
 midoborane(2-tert-butyl, 4-[3',5'-di-phenylphenyl]inde-
 nyl)₂η⁴-1,4-diphenyl-1,3-butadiene; 15
 dimethylamidoborane(2-methyl, 4-[3',5'-di-tbutylphenyl] indenyl)₂zirconium dimethyl; dimethylamidoborane(2-
 ethyl, 4-[3',5'-di-tbutylphenyl]indenyl)₂zirconium dimethyl; dimethylamidoborane(2-n-propyl, 4-[3',5'-di-
 tbutylphenyl]indenyl)₂zirconium dimethyl; dimethylamidoborane(2-iso-propyl, 4-[3',5'-di-tbutylphe- 20
 nyl]indenyl)₂zirconium dimethyl; dimethylamidoborane (2-n-butyl, 4-[3',5'-di-tbutylphenyl]indenyl)₂zirconium dimethyl;
 dimethylamidoborane(2-iso-butyl, 4-[3',5'-di-
 tbutylphenyl]indenyl)₂zirconium dimethyl; dimethylami- 25
 doborane(2-sec-butyl, 4-[3',5'-di-tbutylphenyl]indenyl)₂ zirconium dimethyl; dimethylamidoborane(2-tert-butyl,
 4-[3',5'-di-tbutylphenyl]indenyl)₂zirconium dimethyl;
 dimethylamidoborane(2-ethyl, 4-[3',5'-bis-trifluorometh-
 ylphenyl]indenyl)₂zirconium dimethyl; dimethylami- 30
 doborane(2-n-propyl, 4-[3',5'-bis-trifluoromethylphenyl] indenyl)₂zirconium dimethyl; dimethylamidoborane(2-
 iso-propyl, 4-[3',5'-bis-trifluoromethylphenyl]indenyl)₂ zirconium dimethyl; dimethylamidoborane(2-n-butyl,
 4-[3',5'-bis-trifluoromethylphenyl]indenyl)₂zirconium 35
 dimethyl; dimethylamidoborane(2-iso-butyl, 4-[3',5'-bis-
 trifluoromethylphenyl]indenyl)₂zirconium dimethyl; dimethylamidoborane(2-sec-butyl, 4-[3',5'-bis-trifluorometh-
 ylphenyl]indenyl)₂zirconium dimethyl; dimethyla- 40
 midoborane(2-tert-butyl, 4-[3',5'-bis-trifluo-
 romethylphenyl]indenyl)₂zirconium dimethyl; dimethyla-
 midoborane(2-ethyl, 4-[3',5'-di-iso-propylphenyl]inde-
 nyl)₂zirconium dimethyl; dimethylamidoborane(2-n-
 propyl, 4-[3',5'-di-iso-propylphenyl]indenyl)₂zirconium 45
 dimethyl dimethylamidoborane(2-iso-propyl, 4-[3',5'-di-
 iso-propylphenyl]indenyl)₂zirconium dimethyl; dimethyl-
 amidoborane(2-n-butyl, 4-[3',5'-di-iso-propylphenyl]in-
 deny)₂zirconium dimethyl; dimethylamidoborane(2-iso-
 butyl, 4-[3',5'-di-iso-propylphenyl]indenyl)₂zirconium 50
 dimethyl; dimethylamidoborane(2-sec-butyl, 4-[3',5'-di-
 iso-propylphenyl]indenyl)₂zirconium dimethyl; dimethyl-
 amidoborane(2-tert-butyl, 4-[3',5'-di-iso-propylphenyl]
 indenyl)₂zirconium dimethyl; dimethylamidoborane(2-
 methyl, 4-[3',5'-di-phenylphenyl]indenyl)₂zirconium 55
 dimethyl; dimethylamidoborane(2-ethyl, 4-[3',5'-di-phe-
 nylphenyl]indenyl)₂zirconium dimethyl; dimethylami-
 doborane(2-n-propyl, 4-[3',5'-di-phenylphenyl]indenyl)₂
 zirconium dimethyl; dimethylamidoborane(2-iso-propyl,
 4-[3',5'-di-phenylphenyl]indenyl)₂zirconium dimethyl;
 dimethylamidoborane(2-n-butyl, 4-[3',5'-di-phenylphe- 60
 nyl]indenyl)₂zirconium dimethyl; dimethylamidoborane
 (2-iso-butyl, 4-[3',5'-di-phenylphenyl]indenyl)₂zirconium
 dimethyl; dimethylamidoborane(2-sec-butyl, 4-[3',5'-di-
 phenylphenyl]indenyl)₂zirconium dimethyl; dimethyla- 65
 midoborane(2-tert-butyl, 4-[3',5'-di-phenylphenyl]inde-
 nyl)₂zirconium dimethyl; diisopropylamidoborane(2-
 methyl, 4-[3',5'-di-tbutylphenyl]indenyl)₂zirconium

dichloride; diisopropylamidoborane(2-ethyl, 4-[3',5'-di-
 tbutylphenyl]indenyl)₂zirconium dichloride; diisopropy-
 lamidoborane(2-n-propyl, 4-[3',5'-di-tbutylphenyl]inde-
 nyl)₂zirconium dichloride; diisopropylamidoborane(2-
 iso-propyl, 4-[3',5'-di-tbutylphenyl]indenyl)₂zirconium 5
 dichloride; diisopropylamidoborane(2-n-butyl, 4-[3',5'-di-
 tbutylphenyl]indenyl)₂zirconium dichloride; diisopropy-
 lamidoborane(2-iso-butyl, 4-[3',5'-di-tbutylphenyl]inde-
 nyl)₂zirconium dichloride; diisopropylamidoborane(2-
 sec-butyl, 4-[3',5'-di-tbutylphenyl]indenyl)₂zirconium 10
 dichloride; diisopropylamidoborane(2-tert-butyl, 4-[3',5'-
 di-tbutylphenyl]indenyl)₂zirconium dichloride; diisopro-
 pylamidoborane(2-ethyl, 4-[3',5'-bis-trifluoromethylphe-
 nyl]indenyl)₂zirconium dichloride; diisopropylamidoborane(2-n-propyl, 4-[3',5'-bis-trifluo-
 romethylphenyl]indenyl)₂zirconium dichloride; diisopro-
 pylamidoborane(2-iso-propyl, 4-[3',5'-bis-trifluorometh- 15
 ylphenyl]indenyl)₂zirconium dichloride; diisopropylamidoborane(2-n-butyl, 4-[3',5'-bis-trifluo-
 romethylphenyl]indenyl)₂zirconium dichloride; diisopro-
 pylamidoborane(2-iso-butyl, 4-[3',5'-bis-trifluorometh-
 ylphenyl]indenyl)₂zirconium dichloride; diisopropylami- 20
 doborane(2-sec-butyl, 4-[3',5'-bis-trifluo-
 romethylphenyl]indenyl)₂zirconium dichloride; diisopro-
 pylamidoborane(2-tert-butyl, 4-[3',5'-bis-trifluorometh-
 ylphenyl]indenyl)₂zirconium dichloride; diisopropylami- 25
 doborane(2-ethyl, 4-[3',5'-di-iso-propylphenyl]indenyl)₂zirconium dichloride; diisopropylami-
 doborane(2-n-propyl, 4-[3',5'-di-iso-propylphenyl]inde-
 nyl)₂zirconium dichloride diisopropylamidoborane(2-iso-
 propyl, 4-[3',5'-di-iso-propylphenyl]indenyl)₂zirconium 30
 dichloride; diisopropylamidoborane(2-n-butyl, 4-[3',5'-di-
 iso-propylphenyl]indenyl)₂zirconium dichloride; diiso-
 propylamidoborane(2-iso-butyl, 4-[3',5'-di-iso-propyl-
 phenyl]indenyl)₂zirconium dichloride; diisopropylami- 35
 doborane(2-sec-butyl, 4-[3',5'-di-iso-propyl-
 phenyl]indenyl)₂zirconium dichloride; diisopropyla-
 midoborane(2-tert-butyl, 4-[3',5'-di-iso-propylphenyl]in-
 deny)₂zirconium dichloride; diisopropylamidoborane(2-
 methyl, 4-[3',5'-di-phenylphenyl]indenyl)₂zirconium 40
 dichloride; diisopropylamidoborane(2-ethyl, 4-[3',5'-di-
 phenylphenyl]indenyl)₂zirconium dichloride; diisopropy-
 lamidoborane(2-n-propyl, 4-[3',5'-di-phenylphenyl]inde-
 nyl)₂zirconium dichloride; diisopropylamidoborane(2-
 iso-propyl, 4-[3',5'-di-phenylphenyl]indenyl)₂zirconium 45
 dichloride; diisopropylamidoborane(2-n-butyl, 4-[3',5'-di-
 phenylphenyl]indenyl)₂zirconium dichloride; diisopropy-
 lamidoborane(2-iso-butyl, 4-[3',5'-di-phenylphenyl]inde-
 nyl)₂zirconium dichloride; diisopropylamidoborane(2-
 sec-butyl, 4-[3',5'-di-phenylphenyl]indenyl)₂zirconium 50
 dichloride; diisopropylamidoborane(2-tert-butyl, 4-[3',5'-
 di-phenylphenyl]indenyl)₂zirconium dichloride; diisopro-
 pylamidoborane(2-methyl, 4-[3',5'-di-tbutylphenyl]inde-
 nyl)₂η⁴-1,4-diphenyl-1,3-butadiene;
 diisopropylamidoborane(2-ethyl, 4-[3',5'-di-tbutylphenyl]
 indenyl)₂η⁴-1,4-diphenyl-1,3-butadiene; diisopropylami- 55
 doborane(2-n-propyl, 4-[3',5'-di-tbutylphenyl]indenyl)₂
 η⁴-1,4-diphenyl-1,3-butadiene; diisopropylamidoborane
 (2-iso-propyl, 4-[3',5'-di-tbutylphenyl]indenyl)₂η⁴-1,4-
 diphenyl-1,3-butadiene; diisopropylamidoborane(2-n-bu-
 tyl, 4-[3',5'-di-tbutylphenyl]indenyl)₂η⁴-1,4-diphenyl-1,
 3-butadiene; diisopropylamidoborane(2-iso-butyl, 4-[3',
 5'-di-tbutylphenyl]indenyl)₂η⁴-1,4-diphenyl-1,3-
 butadiene; diisopropylamidoborane(2-sec-butyl, 4-[3',5'-
 di-tbutylphenyl]indenyl)₂η⁴-1,4-diphenyl-1,3-butadiene; 65
 diisopropylamidoborane(2-tert-butyl, 4-[3',5'-di-tbu-
 tylphenyl]indenyl)₂η⁴-1,4-diphenyl-1,3-butadiene; diiso-

59

(trimethylsilyl)amidoborane(2-n-butyl, 4-[3',5'-diphenylphenyl]indenyl)₂zirconium dimethyl; bis (trimethylsilyl)amidoborane(2-iso-butyl, 4-[3',5'-diphenylphenyl]indenyl)zirconium dimethyl; bis (trimethylsilyl)amidoborane(2-sec-butyl, 4-[3',5'-diphenylphenyl]indenyl)₂zirconium dimethyl; and bis (trimethylsilyl)amidoborane(2-tert-butyl, 4-[3',5'-diphenylphenyl]indenyl)₂zirconium dimethyl; and the like.

The most preferred species are the racemic versions of:

dimethylsilylbis(indenyl)zirconium dichloride, dimethylsilylbis(indenyl)zirconium dimethyl, ethylenebis(indenyl)zirconium dichloride, ethylenebis(indenyl)zirconium dimethyl, dimethylsilylbis(tetrahydroindenyl)zirconium dichloride, dimethylsilylbis(tetrahydroindenyl)zirconium dimethyl, ethylenebis(tetrahydroindenyl)zirconium dichloride, ethylenebis(tetrahydroindenyl)zirconium dimethyl, dimethylsilylbis(2-methylindenyl)zirconium dichloride, dimethylsilylbis(2-methylindenyl)zirconium dimethyl, ethylenebis(2-methylindenyl)zirconium dichloride, ethylenebis(2-methylindenyl)zirconium dimethyl, dimethylsilylbis(2-methyl-4-phenylindenyl)zirconium dichloride, dimethylsilylbis(2-methyl-4-phenylindenyl)zirconium dimethyl, ethylenebis(2-methyl-4-phenylindenyl)zirconium dichloride, ethylenebis(2-methyl-4-phenylindenyl)zirconium dimethyl, dimethylsilylbis(4,7-dimethylindenyl)zirconium dichloride, dimethylsilylbis(4,7-dimethylindenyl)zirconium dimethyl, ethylenebis(4,7-dimethylindenyl)zirconium dichloride, ethylenebis(4,7-dimethylindenyl)zirconium dimethyl, dimethylsilylbis(indenyl)hafnium dichloride, dimethylsilylbis(indenyl)hafnium dimethyl, ethylenebis(indenyl)hafnium dichloride, ethylenebis(indenyl)hafnium dimethyl, dimethylsilylbis(tetrahydroindenyl)hafnium dichloride, dimethylsilylbis(tetrahydroindenyl)hafnium dimethyl, ethylenebis(tetrahydroindenyl)hafnium dichloride, ethylenebis(tetrahydroindenyl)hafnium dimethyl, dimethylsilylbis(2-methylindenyl)hafnium dichloride, dimethylsilylbis(2-methylindenyl)hafnium dimethyl, ethylenebis(2-methylindenyl)hafnium dichloride, ethylenebis(2-methylindenyl)hafnium dimethyl, dimethylsilylbis(2-methyl-4-phenylindenyl)hafnium dichloride, dimethylsilylbis(2-methyl-4-phenylindenyl)hafnium dimethyl, ethylenebis(2-methyl-4-phenylindenyl)hafnium dichloride, ethylenebis(2-methyl-4-phenylindenyl)hafnium dimethyl, dimethylsilylbis(4,7-dimethylindenyl)hafnium dichloride, dimethylsilylbis(4,7-dimethylindenyl)hafnium dimethyl, ethylenebis(4,7-dimethylindenyl)hafnium dichloride, and ethylenebis(4,7-dimethylindenyl)hafnium dimethyl.

Similarly, metallocene precursors providing tacticity control exist where (A-Cp) is (Cp) (Cp*), both Cp and Cp* having substituents on the cyclopentadienyl rings of sufficient steric bulk to restrict rotation of the cyclopentadienyl ligands such that the aforementioned symmetry conditions are satisfied. Preferable chiral racemic metallocenes of this type include bis(tricyclo[5.2.1.0^{2,6}]deca-2,5-dienyl)zirconium and -hafnium dimethyl, bis((1R)-9,9-dimethyltricyclo[6.1.1.0^{2,6}]deca-2,5-dienyl)zirconium dimethyl, bis(tricyclo[5.2.1.0^{2,6}]deca-2,5,8-trienyl)zirconium dimethyl, bis(tricyclo[5.2.2.0^{2,6}]undeca-2,5,8-trienyl)zirconium and -hafnium dimethyl and bis((1R,8R)-7,7,9,9-tetramethyl[6.1.1.0^{2,6}]deca-2,5-dienyl)zirconium and -hafnium dimethyl.

Preferably metallocene precursors for the production of poly-alpha-olefins having enhanced syndiotactic character are also those of Equation 17 where S'' are independently chosen such that the two Cp-ligands have substantially dif-

60

ferent steric bulk. In order to produce a syndiotactic polymer the pattern of the groups substituted on the Cp-rings is important. Thus, by steric difference or sterically different as used herein, it is intended to imply a difference between the steric characteristics of the Cp and Cp* rings that renders each to be symmetrical With respect to the A bridging group but different with respect to each other that controls the approach of each successive monomer unit that is added to the polymer chain. The steric difference between the Cp and Cp* rings act to block the approaching monomer from a random approach such that the monomer is added to the polymer chain in the syndiotactic configuration.

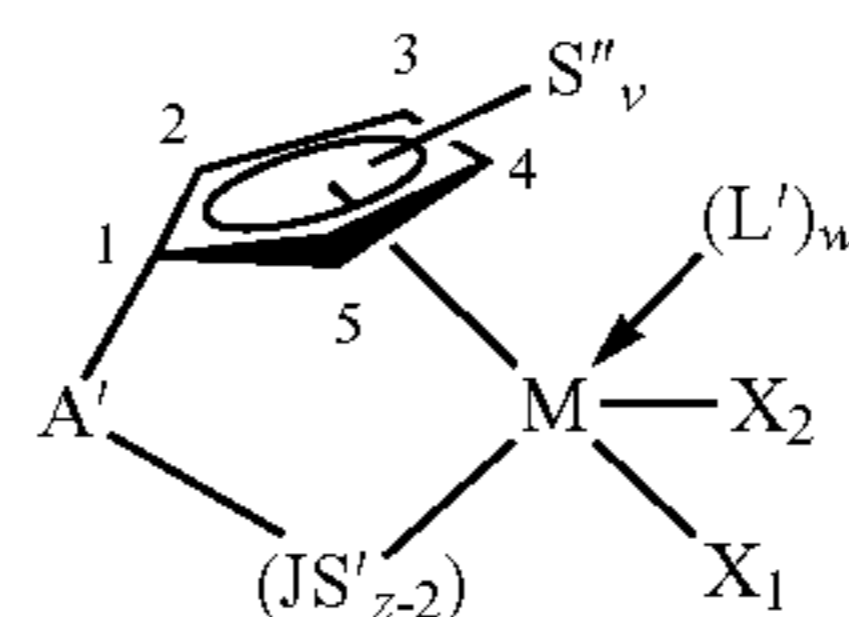
Preferable metallocene precursors for the production of syndiotactic polymers are those of Equation 17 where S'' are independently chosen such that 1) the steric difference between the two Cp-ligands is maximized and 2) there remains a plane of symmetry through the metal center and the C₁ and C₁' carbon atoms of the Cp-rings in Equation 17. Thus, complexes such as Me₂C(5-C₅H₄)(1-fluorenyl)MMe₂ (where M=Ti, Zr, or Hf) which possess this symmetry are preferred, and generally produce the syndiotactic polymer with higher degrees of stereoregularity than similar, but less symmetric, systems. Additionally, in the above equation, 1-fluorenyl may be substituted with 3,8-di-t-butylfluorenyl, octahydrofluorenyl or 3,3,6,6,9,9,12,12-octamethyl-4,4,5,5,10,10,11,11-octahydrodibenzo[b,h]fluorene. Because precatalysts of this type often lose there ability to control the stereoregularity of the polymer under high temperature reaction conditions, to insure higher crystallinity in the material requires using these catalysts at lower reactor temperatures, preferably at temperatures below 80° C.

Preferred catalysts that can produce the lower molecular weight isotactic polypropylene are those described in U.S. Pat. No. 5,120,867, which is incorporated by reference herein. Any mixture of catalysts, including supported catalysts, which can be used together in a single reactor or in a series reactor configuration, that can also produce the desired polypropylene can be utilized in this invention to produce the in situ blend. Preferred catalysts include cyclopentadienyl transition metals compounds and derivatives thereof used in conjunction with an alumoxane and/or a compatible non-coordinating anion.

Additional preferred catalysts that produce crystalline polypropylene are discussed in Chem. rev. 2000, 100, 1253-1345, which is incorporated by reference herein.

The preferred choice of transition metal component for the amorphous polymer fraction is the mono-cyclopentadienyl transition metal component of equation 10 where y is equal to 1. This preferred component is illustrated in equation 18:

(18)



where A', J, S', X₁, X₂, L', z and w are previously defined and M is titanium. Substituent S''_v is defined to be the same as S'' in equation 10 where the subscript "v" denotes the carbon atom on the cyclopentadienyl ring to which the substituent is bonded and where there can be zero, two or four substituents, S'', on the cyclopentadienyl ring provided that the cyclopentadienyl ring is symmetrically substituted. Symmetrically

63

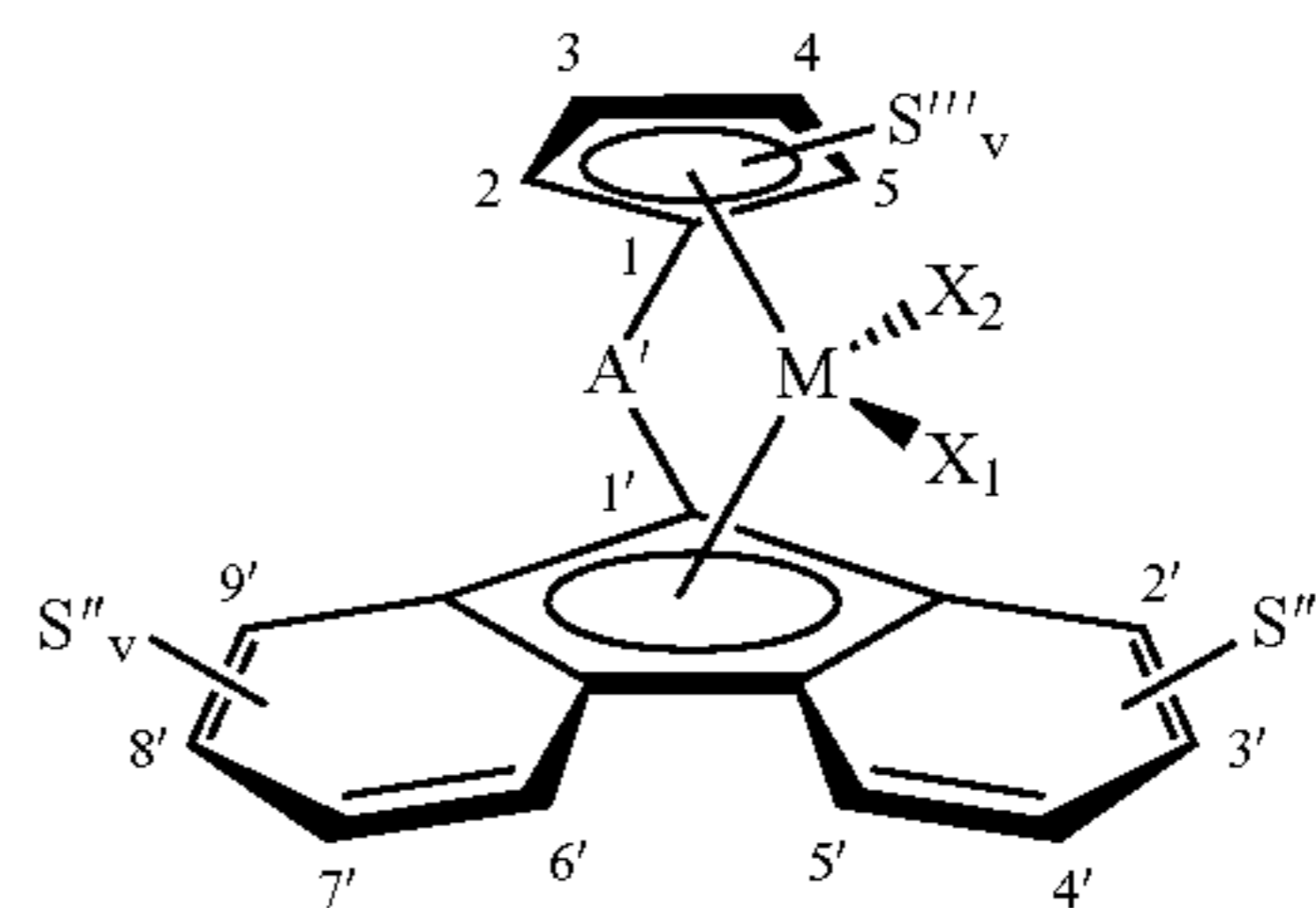
dichloride, dimethylsilyl(2-ethyl-3-hexyl-5-methyl-4-octylcyclopentadienyl)(cyclododecylamido)titanium dichloride, dimethylsilyl(2-ethyl-3-hexyl-5-methyl-4-octylcyclopentadienyl)(exo-2-norbornylamido)titanium dichloride, dimethylsilyl(2-ethyl-3-hexyl-5-methyl-4-octylcyclopentadienyl)(cyclohexylamido)titanium dichloride, dimethylsilyl(2-ethyl-3-hexyl-5-methyl-4-octylcyclopentadienyl)(1-adamantylamido)titanium dichloride, dimethylsilyl(2-ethyl-3-hexyl-5-methyl-4-octylcyclopentadienyl)(t-butylamido)titanium dichloride, dimethylsilyl(2-tetrahydroindenyl)(cyclododecylamido)titanium dichloride, dimethylsilyl(2-tetrahydroindenyl)(exo-2-norbornylamido)titanium dichloride, dimethylsilyl(2-tetrahydroindenyl)(cyclohexylamido)titanium dichloride, dimethylsilyl(2-tetrahydroindenyl)(1-adamantylamido)titanium dichloride, dimethylsilyl(2-tetrahydroindenyl)(t-butylamido)titanium dichloride, dimethylsilyl(2,5-dimethylcyclopentadienyl)(cyclododecylamido)titanium dimethyl, dimethylsilyl(2,5-dimethylcyclopentadienyl)(exo-2-norbornylamido)titanium dimethyl, dimethylsilyl(2,5-dimethylcyclopentadienyl)(cyclohexylamido)titanium dimethyl, dimethylsilyl(2,5-dimethylcyclopentadienyl)(1-adamantylamido)titanium dimethyl, dimethylsilyl(2,5-dimethylcyclopentadienyl)(t-butylamido)titanium dimethyl, dimethylsilyl(3,4-dimethylcyclopentadienyl)(cyclododecylamido)titanium dimethyl, dimethylsilyl(3,4-dimethylcyclopentadienyl)(exo-2-norbornylamido)titanium dimethyl, dimethylsilyl(3,4-dimethylcyclopentadienyl)(cyclohexylamido)titanium dimethyl, dimethylsilyl(3,4-dimethylcyclopentadienyl)(1-adamantylamido)titanium dimethyl, dimethylsilyl(3,4-dimethylcyclopentadienyl)(t-butylamido)titanium dimethyl, dimethylsilyl(2-ethyl-5-methylcyclopentadienyl)(cyclododecylamido)titanium dimethyl, dimethylsilyl(2-ethyl-5-methylcyclopentadienyl)(exo-2-norbornylamido)titanium dimethyl, dimethylsilyl(2-ethyl-5-methylcyclopentadienyl)(cyclohexylamido)titanium dimethyl, dimethylsilyl(2-ethyl-5-methylcyclopentadienyl)(1-adamantylamido)titanium dimethyl, dimethylsilyl(2-ethyl-5-methylcyclopentadienyl)(t-butylamido)titanium dimethyl, dimethylsilyl(3-ethyl-4-methylcyclopentadienyl)(cyclododecylamido)titanium dimethyl, dimethylsilyl(3-ethyl-4-methylcyclopentadienyl)(exo-2-norbornylamido)titanium dimethyl, dimethylsilyl(3-ethyl-4-methylcyclopentadienyl)(cyclohexylamido)titanium dimethyl, dimethylsilyl(3-ethyl-4-methylcyclopentadienyl)(1-adamantylamido)titanium dimethyl, dimethylsilyl(3-ethyl-4-methylcyclopentadienyl)(t-butylamido)titanium dimethyl, dimethylsilyl(2-ethyl-3-hexyl-5-methyl-4-octylcyclopentadienyl)(cyclododecylamido)titanium dimethyl, dimethylsilyl(2-ethyl-3-hexyl-5-methyl-4-octylcyclopentadienyl)(exo-2-norbornylamido)titanium dimethyl, dimethylsilyl(2-ethyl-3-hexyl-5-methyl-4-octylcyclopentadienyl)(cyclohexylamido)titanium dimethyl, dimethylsilyl(2-ethyl-3-hexyl-5-methyl-4-octylcyclopentadienyl)(1-adamantylamido)titanium dimethyl, dimethylsilyl(2-ethyl-3-hexyl-5-methyl-4-octylcyclopentadienyl)(t-butylamido)titanium dimethyl, dimethylsilyl(2-tetrahydroindenyl)(cyclododecylamido)titanium dimethyl, dimethylsilyl(2-tetrahydroindenyl)(exo-2-norbornylamido)titanium dimethyl, dimethylsilyl(2-tetrahydroindenyl)(cyclohexylamido)titanium dimethyl, dimethylsilyl(2-tetrahydroindenyl)(1-adamantylamido)titanium dimethyl, dimethylsilyl(2-tetrahydroindenyl)(t-butylamido)titanium dimethyl and the like.

64

The most preferred species are:
 dimethylsilyl(tetramethylcyclopentadienyl)(cyclododecylamido)titanium dichloride, dimethylsilyl(tetramethylcyclopentadienyl)(t-butylamido)titanium dichloride, dimethylsilyl(tetramethylcyclopentadienyl)(cyclohexylamido)titanium dichloride, dimethylsilyl(tetramethylcyclopentadienyl)(1-adamantylamido)titanium dichloride, dimethylsilyl(tetramethylcyclopentadienyl)(exo-2-norbornylamido)titanium dichloride, dimethylsilyl(tetramethylcyclopentadienyl)(cyclododecylamido)titanium dimethyl, dimethylsilyl(tetramethylcyclopentadienyl)(t-butylamido)titanium dimethyl, dimethylsilyl(tetramethylcyclopentadienyl)(cyclohexylamido)titanium dimethyl, dimethylsilyl(tetramethylcyclopentadienyl)(1-adamantylamido)titanium dimethyl, and dimethylsilyl(tetramethylcyclopentadienyl)exo-2-norbornylamido)titanium dimethyl.

Additionally, at higher reaction temperatures, some catalysts that produce syndiotactic poly-alpha-olefin at lower temperatures, will produce virtually non-crystalline poly-alpha-olefins at higher temperatures. The choice of transition metal component for this amorphous polymer fraction is a subset of the transition metal component of equations 8-9. Preferred components of this type are illustrated in equation 19:

(19)



wherein A', M, X₁ and X₂ are as previously defined. Substituents S''_v and S'''_v are independently defined as S'' in equations 8-9 where the subscript "v" denotes the carbon atom on the Cp-ring or Flu-ring (fluorenyl-ring) to which the substituent is bonded.

Preferably metallocene precursors for producing poly-alpha-olefins having largely amorphous character (when used as catalysts under higher reactor temperature conditions) are those of Equation 19 where S'''_v are independently chosen such that the metallocene framework has a plane of symmetry containing the metal center and bisecting the Flu- and Cp-rings. The A' ligand need not be symmetrical—for example dimethylsilyl or methylphenylsilyl will not effect the stereochemistry of the polymer produced. Substituent S'''_v is defined to be the same as S'' in equation 8-9 where the subscript "v" denotes the carbon atom on the cyclopentadienyl ring to which the substituent is bonded and where there can be zero, two or four substituents, S''', on the cyclopentadienyl ring provided that the cyclopentadienyl ring is symmetrically substituted. Symmetrically substituted is defined to mean that the cyclopentadienyl ring is substituted in the 2 and 5 positions and/or 3 and 4 positions with S''' groups that are of approximately of the same steric bulk. Typically the size of these S''' groups are within 2 carbons of each other. Thus a cyclopentadienyl substituted at the 2 and the 5 positions with methyl and ethyl respectively, or substituted at the 3 and the 4 positions with hexyl and octyl, respectively, would be con-

67

silyl(cyclopentadienyl)(3,3,6,6,9,9,12,12-octamethyl-4,4,5,5,8,8,9,9-octahydrodibenzyl[b,h]fluorenyl)zirconium dichloride, diphenylsilyl(cyclopentadienyl)(3,3,6,6,9,9,12,12-octamethyl-4,4,5,5,8,8,9,9-octahydrodibenzyl[b,h]fluorenyl)zirconium dimethyl, dimethylsilyl(cyclopentadienyl)(3,3,6,6,9,9,12,12-octamethyl-4,4,5,5,8,8,9,9-octahydrodibenzyl[b,h]fluorenyl)zirconium dichloride, dimethylsilyl(cyclopentadienyl)(3,3,6,6,9,9,12,12-octamethyl-4,4,5,5,8,8,9,9-octahydrodibenzyl[b,h]fluorenyl)zirconium dimethyl, methylphenylsilyl(cyclopentadienyl)(3,3,6,6,9,9,12,12-octamethyl-4,4,5,5,8,8,9,9-octahydrodibenzyl[b,h]fluorenyl)zirconium dichloride, methylphenylsilyl(cyclopentadienyl)(3,3,6,6,9,9,12,12-octamethyl-4,4,5,5,8,8,9,9-octahydrodibenzyl[b,h]fluorenyl)zirconium dimethyl, isopropylidene(cyclopentadienyl)(3,3,6,6,9,9,12,12-octamethyl-4,4,5,5,8,8,9,9-octahydrodibenzyl[b,h]fluorenyl)hafnium dichloride, isopropylidene(cyclopentadienyl)(3,3,6,6,9,9,12,12-octamethyl-4,4,5,5,8,8,9,9-octahydrodibenzyl[b,h]fluorenyl)hafnium dimethyl, methylene(cyclopentadienyl)(3,3,6,6,9,9,12,12-octamethyl-4,4,5,5,8,8,9,9-octahydrodibenzyl[b,h]fluorenyl)hafnium dichloride, methylene(cyclopentadienyl)(3,3,6,6,9,9,12,12-octamethyl-4,4,5,5,8,8,9,9-octahydrodibenzyl[b,h]fluorenyl)hafnium dimethyl, diphenylmethylene(cyclopentadienyl)(3,3,6,6,9,9,12,12-octamethyl-4,4,5,5,8,8,9,9-octahydrodibenzyl[b,h]fluorenyl)hafnium dichloride, diphenylmethylene(cyclopentadienyl)(3,3,6,6,9,9,12,12-octamethyl-4,4,5,5,8,8,9,9-octahydrodibenzyl[b,h]fluorenyl)hafnium dimethyl, di(p-triethylsilylphenyl)methylene(cyclopentadienyl)(3,3,6,6,9,9,12,12-octamethyl-4,4,5,5,8,8,9,9-octahydrodibenzyl[b,h]fluorenyl)hafnium dichloride, di(p-trimethylsilylphenyl)methylene(cyclopentadienyl)(3,3,6,6,9,9,12,12-octamethyl-4,4,5,5,8,8,9,9-octahydrodibenzyl[b,h]fluorenyl)hafnium dimethyl, diphenylsilyl(cyclopentadienyl)(3,3,6,6,9,9,12,12-octamethyl-4,4,5,5,8,8,9,9-octahydrodibenzyl[b,h]fluorenyl)hafnium dichloride, diphenylsilyl(cyclopentadienyl)(3,3,6,6,9,9,12,12-octamethyl-4,4,5,5,8,8,9,9-octahydrodibenzyl[b,h]fluorenyl)hafnium dimethyl, dimethylsilyl(cyclopentadienyl)(3,3,6,6,9,9,12,12-octamethyl-4,4,5,5,8,8,9,9-octahydrodibenzyl[b,h]fluorenyl)hafnium dichloride, dimethylsilyl(cyclopentadienyl)(3,3,6,6,9,9,12,12-octamethyl-4,4,5,5,8,8,9,9-octahydrodibenzyl[b,h]fluorenyl)hafnium dimethyl, methylphenylsilyl(cyclopentadienyl)(3,3,6,6,9,9,12,12-octamethyl-4,4,5,5,8,8,9,9-octahydrodibenzyl[b,h]fluorenyl)hafnium dichloride, methylphenylsilyl(cyclopentadienyl)(3,3,6,6,9,9,12,12-octamethyl-4,4,5,5,8,8,9,9-octahydrodibenzyl[b,h]fluorenyl)hafnium dimethyl, and the like.

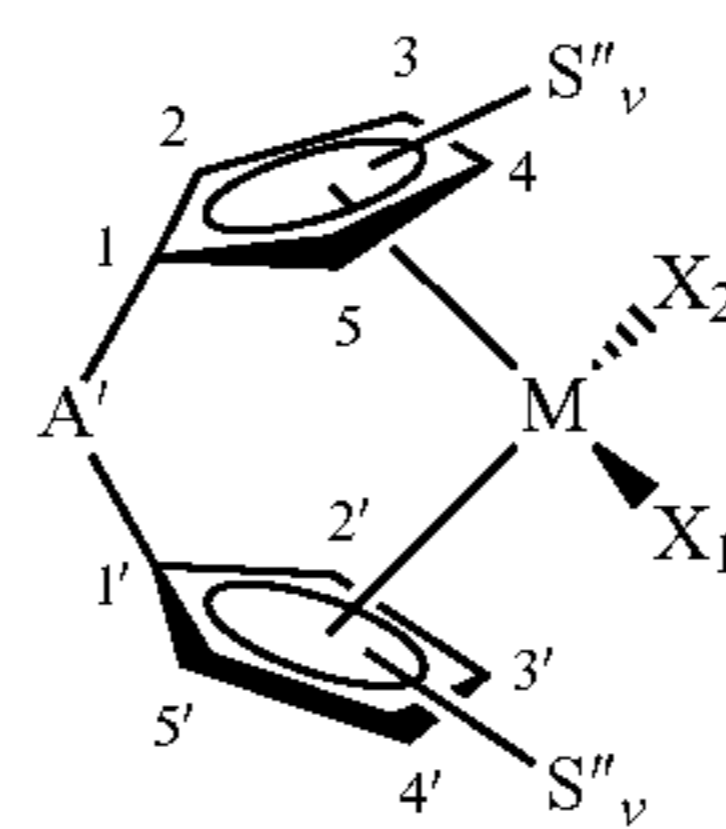
The most preferred species are: di(p-triethylsilylphenyl)methylene(cyclopentadienyl)(3,8-di-t-butylfluorenyl)zirconium dichloride, di(p-triethylsilylphenyl)methylene(cyclopentadienyl)(3,8-di-t-butylfluorenyl)hafnium dichloride, di(p-triethylsilylphenyl)methylene(cyclopentadienyl)(3,8-di-t-butylfluorenyl)zirconium dimethyl, di(p-triethylsilylphenyl)methylene(cyclopentadienyl)(3,8-di-t-butylfluorenyl)hafnium dimethyl, di(p-triethylsilylphenyl)methylene(cyclopentadienyl)(3,3,6,6,9,9,12,12-octamethyl-4,4,5,5,8,8,9,9-octahydrodibenzyl[b,h]fluorenyl)zirconium

68

dichloride, di(p-triethylsilylphenyl)methylene(cyclopentadienyl)(3,3,6,6,9,9,12,12-octamethyl-4,4,5,5,8,8,9,9-octahydrodibenzyl[b,h]fluorenyl)hafnium dichloride, di(p-triethylsilylphenyl)methylene(cyclopentadienyl)(3,3,6,6,9,9,12,12-octamethyl-4,4,5,5,8,8,9,9-octahydrodibenzyl[b,h]fluorenyl)zirconium dimethyl, and di(p-triethylsilylphenyl)methylene(cyclopentadienyl)(3,3,6,6,9,9,12,12-octamethyl-4,4,5,5,8,8,9,9-octahydrodibenzyl[b,h]fluorenyl)hafnium dimethyl.

Additionally, compounds of formula 20 may be used to produce the amorphous polymer fraction.

(20)



In this case, S''_v are independently chosen such that the metallocene framework has a plane of symmetry that bisects M and A'. Substituents S''_v are independently defined to be the same as S'' in equation 8-9 where the subscript "v" denotes the carbon atom on the cyclopentadienyl ring to which the substituent is bonded and where there can be zero to four substituents, S'' , on the cyclopentadienyl ring provided that the cyclopentadienyl ring is symmetrically substituted. Symmetrically substituted is defined to mean that the cyclopentadienyl ring is substituted in the 2 and 2' positions and/or 3 and 3' positions and/or 4 and 4' positions and/or 5 and 5' positions with S'' groups that are of approximately of the same steric bulk. Typically the size of these S'' groups are within 2 carbons of each other. Thus a cyclopentadienyl substituted at the 2 and the 2' positions with methyl and ethyl respectively, or substituted at the 3 and the 3' positions with hexyl and octyl, respectively, would be considered symmetric. Likewise, the cyclopentadienyl ring may be substituted at all four sites with S'' groups and be considered symmetric as long as each of the symmetrical pairs are of similar steric bulk. Additionally, two adjacent S'' -groups may be linked to form a ring provided that the new ring is also symmetrically substituted. Such complexes such as meso- $\text{Me}_2\text{Si}(\text{indenyl})_2\text{ZrMe}_2$ meso- $\text{CH}_2\text{CH}_2(\text{indenyl})_2\text{ZrCl}_2$ are well known in the art and generally produce amorphous polymers useful in this invention.

Preferred meso-metallocene compounds which, according to the present invention, provide catalyst systems which are specific to the production of amorphous poly-alpha-olefins include the meso versions of:

dimethylsilylbis(indenyl)zirconium dichloride, dimethylsilylbis(indenyl)zirconium dimethyl, diphenylsilylbis(indenyl)zirconium dichloride, diphenylsilylbis(indenyl)zirconium dimethyl, methylphenylsilylbis(indenyl)zirconium dichloride, methylphenylsilylbis(indenyl)zirconium dimethyl, ethylenebis(indenyl)zirconium dichloride, ethylenebis(indenyl)zirconium dimethyl, methylenebis(indenyl)zirconium dichloride, methylenebis(indenyl)zirconium dimethyl, dimethylsilylbis(indenyl)hafnium dichloride, dimethylsilylbis(indenyl)hafnium dimethyl, diphenylsilylbis(indenyl)hafnium dichloride, diphenylsilylbis(indenyl)hafnium dimethyl, methylphenylsilylbis(indenyl)hafnium dichloride, methylphenylsilylbis(indenyl)hafnium dimethyl, ethylenebis(indenyl)hafnium dichloride, ethylenebis(indenyl)hafnium dimethyl, meth-

ylenebis(indenyl)hafnium dichloride, methylenebis(indenyl)hafnium dimethyl, dimethylsilylbis(tetrahydroindenyl)zirconium dichloride, dimethylsilylbis(tetrahydroindenyl)zirconium dimethyl, diphenylsilylbis(tetrahydroindenyl)zirconium dichloride, diphenylsilylbis(tetrahydroindenyl)zirconium dimethyl, methylphenylsilylbis(tetrahydroindenyl)zirconium dichloride, methylphenylsilylbis(tetrahydroindenyl)zirconium dimethyl, ethylenebis(tetrahydroindenyl)zirconium dichloride, ethylenebis(tetrahydroindenyl)zirconium dimethyl, methylenebis(tetrahydroindenyl)zirconium dichloride, methylenebis(tetrahydroindenyl)zirconium dimethyl, dimethylsilylbis(tetrahydroindenyl)hafnium dichloride, dimethylsilylbis(tetrahydroindenyl)hafnium dimethyl, diphenylsilylbis(tetrahydroindenyl)hafnium dichloride, diphenylsilylbis(tetrahydroindenyl)hafnium dimethyl, methylphenylsilylbis(tetrahydroindenyl)hafnium dichloride, methylphenylsilylbis(tetrahydroindenyl)hafnium dimethyl, ethylenebis(tetrahydroindenyl)hafnium dichloride, ethylenebis(tetrahydroindenyl)hafnium dimethyl, methylenebis(tetrahydroindenyl)hafnium dichloride, methylenebis(tetrahydroindenyl)hafnium dimethyl, dimethylsilylbis(2-methylindenyl)zirconium dichloride, dimethylsilylbis(2-methylindenyl)zirconium dimethyl, diphenylsilylbis(2-methylindenyl)zirconium dichloride, diphenylsilylbis(2-methylindenyl)zirconium dimethyl, methylphenylsilylbis(2-methylindenyl)zirconium dichloride, methylphenylsilylbis(2-methylindenyl)zirconium dimethyl, ethylenebis(2-methylindenyl)zirconium dichloride, ethylenebis(2-methylindenyl)zirconium dimethyl, methylenebis(2-methylindenyl)zirconium dichloride, methylenebis(2-methylindenyl)zirconium dimethyl, dimethylsilylbis(2-methylindenyl)hafnium dichloride, dimethylsilylbis(2-methylindenyl)hafnium dimethyl, diphenylsilylbis(2-methylindenyl)hafnium dichloride, diphenylsilylbis(2-methylindenyl)hafnium dimethyl, methylphenylsilylbis(2-methylindenyl)hafnium dichloride, methylphenylsilylbis(2-methylindenyl)hafnium dimethyl, ethylenebis(2-methylindenyl)hafnium dichloride, ethylenebis(2-methylindenyl)hafnium dimethyl, methylenebis(2-methylindenyl)hafnium dichloride, methylenebis(2-methylindenyl)hafnium dimethyl, dimethylsilylbis(2-methyl-4-phenylindenyl)zirconium dichloride, diphenylsilylbis(2-methyl-4-phenylindenyl)zirconium dimethyl, diphenylsilylbis(2-methyl-4-phenylindenyl)zirconium dichloride, diphenylsilylbis(2-methyl-4-phenylindenyl)zirconium dimethyl, methylphenylsilylbis(2-methyl-4-phenylindenyl)zirconium dichloride, methylphenylsilylbis(2-methyl-4-phenylindenyl)zirconium dimethyl, ethylenebis(2-methyl-4-phenylindenyl)zirconium dichloride, ethylenebis(2-methyl-4-phenylindenyl)zirconium dimethyl, methylenebis(2-methyl-4-phenylindenyl)zirconium dichloride, methylenebis(2-methyl-4-phenylindenyl)zirconium dimethyl, dimethylsilylbis(2-methyl-4-phenylindenyl)hafnium dichloride, dimethylsilylbis(2-methyl-4-phenylindenyl)hafnium dimethyl, diphenylsilylbis(2-methyl-4-phenylindenyl)hafnium dichloride, diphenylsilylbis(2-methyl-4-phenylindenyl)hafnium dimethyl, methylphenylsilylbis(2-methyl-4-phenylindenyl)hafnium dichloride, methylphenylsilylbis(2-methyl-4-phenylindenyl)hafnium dimethyl, ethylenebis(2-methyl-4-phenylindenyl)hafnium dichloride, ethylenebis(2-methyl-4-phenylindenyl)hafnium dimethyl, methylenebis(2-methyl-4-phenylindenyl)hafnium dichloride, methylenebis(2-methyl-4-phenylindenyl)hafnium dimethyl, dimethylsilylbis(4,7-

dimethylindenyl)zirconium dichloride, dimethylsilylbis(4,7-dimethylindenyl)zirconium dimethyl, diphenylsilylbis(4,7-dimethylindenyl)zirconium dichloride, diphenylsilylbis(4,7-dimethylindenyl)zirconium dimethyl, methylphenylsilylbis(4,7-dimethylindenyl)zirconium dichloride, methylphenylsilylbis(4,7-dimethylindenyl)zirconium dimethyl, ethylenebis(4,7-dimethylindenyl)zirconium dichloride, ethylenebis(4,7-dimethylindenyl)zirconium dimethyl, methylenebis(4,7-dimethylindenyl)zirconium dichloride, methylenebis(4,7-dimethylindenyl)zirconium dimethyl, dimethylsilylbis(4,7-dimethylindenyl)hafnium dichloride, dimethylsilylbis(4,7-dimethylindenyl)hafnium dimethyl, diphenylsilylbis(4,7-dimethylindenyl)hafnium dichloride, diphenylsilylbis(4,7-dimethylindenyl)hafnium dimethyl, methylphenylsilylbis(4,7-dimethylindenyl)hafnium dichloride, methylphenylsilylbis(4,7-dimethylindenyl)hafnium dimethyl, ethylenebis(4,7-dimethylindenyl)hafnium dichloride, ethylenebis(4,7-dimethylindenyl)hafnium dimethyl, methylenebis(4,7-dimethylindenyl)hafnium dichloride, methylenebis(4,7-dimethylindenyl)hafnium dimethyl, and the like.

The most preferred species are the racemic versions of:

dimethylsilylbis(indenyl)zirconium dichloride, dimethylsilylbis(indenyl)zirconium dimethyl, ethylenebis(indenyl)zirconium dichloride, ethylenebis(indenyl)zirconium dimethyl, dimethylsilylbis(indenyl)hafnium dichloride, dimethylsilylbis(indenyl)hafnium dimethyl, ethylenebis(indenyl)hafnium dichloride, ethylenebis(indenyl)hafnium dimethyl, dimethylsilylbis(tetrahydroindenyl)zirconium dichloride, dimethylsilylbis(tetrahydroindenyl)zirconium dimethyl, ethylenebis(tetrahydroindenyl)zirconium dichloride, ethylenebis(tetrahydroindenyl)zirconium dimethyl, dimethylsilylbis(tetrahydroindenyl)hafnium dichloride, dimethylsilylbis(tetrahydroindenyl)hafnium dimethyl, ethylenebis(tetrahydroindenyl)hafnium dichloride, ethylenebis(tetrahydroindenyl)hafnium dimethyl, dimethylsilylbis(2-methylindenyl)zirconium dichloride, dimethylsilylbis(2-methylindenyl)zirconium dimethyl, ethylenebis(2-methylindenyl)zirconium dichloride, ethylenebis(2-methylindenyl)zirconium dimethyl, dimethylsilylbis(2-methylindenyl)hafnium dichloride, dimethylsilylbis(2-methylindenyl)hafnium dimethyl, ethylenebis(2-methylindenyl)hafnium dichloride, ethylenebis(2-methylindenyl)hafnium dimethyl, dimethylsilylbis(2-methyl-4-phenylindenyl)zirconium dichloride, dimethylsilylbis(2-methyl-4-phenylindenyl)zirconium dimethyl, ethylenebis(2-methyl-4-phenylindenyl)hafnium dimethyl, ethylenebis(2-methyl-4-phenylindenyl)hafnium dimethyl, and ethylenebis(2-methylindenyl)hafnium dimethyl.

When two transition metal compound based catalysts are used in one reactor as a mixed catalyst system, the two transition metal compounds should be chosen such that the two are compatible. A simple screening method such as by ^1H or ^{13}C NMR, known to those of ordinary skill in the art, can be used to determine which transition metal compounds are compatible.

It is preferable to use the same activator for the transition metal compounds, however, two different activators, such as a non-coordinating anion activator and an alumoxane, can be used in combination. If one or more transition metal compounds contain an X_1 or X_2 ligand which is not a hydride, hydrocarbyl, or substituted hydrocarbyl, then the alumoxane should be contacted with the transition metal compounds prior to addition of the non-coordinating anion activator.

Particularly preferred combinations of transition metal compounds include:

(1) $\text{Me}_2\text{Si}(\text{Me}_4\text{C}_5)(\text{N-c-C}_{12}\text{H}_{23})\text{TiCl}_2$ and $\text{rac-Me}_2\text{Si}(2\text{-Me-4-PhInd})_2\text{ZrCl}_2$ (2-Me-4-PhInd=2-methyl-4-phenylindenyl, $\text{c-C}_{12}\text{H}_{23}$ =cyclododecyl, Me_4C_5 =tetrameth-

- activator, such as N,N-dimethylanilinium tetrakis(pentafluorophenyl)boron or triphenylcarbonium tetrakis(pentafluorophenyl)boron;
- (33) meso-CH₂CH₂(2-MeInd)₂ZrCl₂ and rac-Me₂Si(2-Me-4-PhInd)₂ZrCl₂ activated with an alumoxane, such as methylalumoxane or modified methylalumoxane;
- (34) meso-CH₂CH₂(2-MeInd)₂ZrMe₂ and rac-Me₂Si(2-Me-4-PhInd)₂ZrMe₂ activated with a non-coordinating anion activator, such as N,N-dimethylanilinium tetrakis(pentafluorophenyl)boron or triphenylcarbonium tetrakis(pentafluorophenyl)boron;
- (35) meso-CH₂CH₂(2-MeInd)₂ZrCl₂ and rac-Me₂Si(2-MeInd)₂ZrCl₂ activated with an alumoxane, such as methylalumoxane or modified methylalumoxane;
- (36) meso-CH₂CH₂(2-MeInd)₂ZrMe₂ and rac-Me₂Si(2-MeInd)₂ZrMe₂ activated with a non-coordinating anion activator, such as N,N-dimethylanilinium tetrakis(pentafluorophenyl)boron or triphenylcarbonium tetrakis(pentafluorophenyl)boron;
- (37) meso-Me₂Si(2-Me-4-PhInd)₂ZrCl₂ and rac-Me₂Si(2-Me-4-PhInd)₂ZrCl₂ activated with an alumoxane, such as methylalumoxane or modified methylalumoxane;
- (38) meso-Me₂Si(2-Me-4-PhInd)₂ZrMe₂ and rac-Me₂Si(2-Me-4-PhInd)₂ZrMe₂ activated with a non-coordinating anion activator, such as N,N-dimethylanilinium tetrakis(pentafluorophenyl)boron or triphenylcarbonium tetrakis(pentafluorophenyl)boron;
- (39) meso-CH₂CH₂(2-Me-4-PhInd)ZrCl₂ and rac-CH₂CH(2-Me-4-PhInd)₂ZrCl₂ activated with an alumoxane, such as methylalumoxane or modified methylalumoxane;
- (40) meso-CH₂CH₂(2-Me-4-PhInd)₂ZrMe₂ and rac-CH₂CH₂(2-Me-4-PhInd)₂ZrMe₂ activated with a non-coordinating anion activator, such as N,N-dimethylanilinium tetrakis(pentafluorophenyl)boron or triphenylcarbonium tetrakis(pentafluorophenyl)boron;
- (41) meso-CH₂CH₂(2-MeInd)₂ZrCl₂ and rac-CH₂CH₂(2-MePhInd)₂ZrCl₂ activated with an alumoxane, such as methylalumoxane or modified methylalumoxane;
- (42) meso-CH₂CH₂(2-MeInd)₂ZrMe₂ and rac-CH₂CH₂(2-MeInd)₂ZrMe₂ activated with a non-coordinating anion activator, such as N,N-dimethylanilinium tetrakis(pentafluorophenyl)boron or triphenylcarbonium tetrakis(pentafluorophenyl)boron;
- (43) meso-CH₂CH₂(Ind)₂ZrCl₂ and rac-CH₂CH₂(Ind)₂ZrCl₂ activated with an alumoxane, such as methylalumoxane or modified methylalumoxane;
- (44) meso-CH₂CH₂(Ind)₂ZrMe₂ and rac-CH₂CH₂(Ind)₂ZrMe₂ activated with a non-coordinating anion activator, such as N,N-dimethylanilinium tetrakis(pentafluorophenyl)boron or triphenylcarbonium tetrakis(pentafluorophenyl)boron;
- (45) meso-Me₂Si(Ind)₂ZrCl₂ and rac-Me₂Si(Ind)₂ZrCl₂ activated with an alumoxane, such as methylalumoxane or modified methylalumoxane;
- (46) meso-Me₂Si(Ind)₂ZrMe₂ and rac-Me₂Si(Ind)₂ZrMe₂ activated with a non-coordinating anion activator, such as N,N-dimethylanilinium tetrakis(pentafluorophenyl)boron or triphenylcarbonium tetrakis(pentafluorophenyl)boron;
- (47) meso-CH₂CH₂(Ind)₂ZrCl₂ and rac-CH₂CH₂(4,7-Me₂Ind)₂ZrCl₂ (4,7-Me₂Ind=4,7-dimethylindenyl) activated with an alumoxane, such as methylalumoxane or modified methylalumoxane;
- (48) meso-CH₂CH₂(Ind)₂ZrMe₂ and rac-CH₂CH₂(4,7-Me₂Ind)₂ZrMe₂ activated with a non-coordinating anion activator, such as N,N-dimethylanilinium tetrakis

- (pentafluorophenyl)boron or triphenylcarbonium tetrakis(pentafluorophenyl)boron;
- (49) meso-Me₂Si(Ind)ZrCl₂ and rac-CH₂CH₂(4,7-Me₂Ind)₂ZrCl₂ activated with an alumoxane, such as methylalumoxane or modified methylalumoxane;
- (50) meso-Me₂Si(Ind)₂ZrMe₂ and rac-CH₂CH₂(4,7-Me₂Ind)₂ZrMe₂ activated with a non-coordinating anion activator, such as N,N-dimethylanilinium tetrakis(pentafluorophenyl)boron or triphenylcarbonium tetrakis(pentafluorophenyl)boron;
- (51) meso-CH₂CH₂(2-MeInd)₂ZrCl₂ and rac-CH₂CH₂(4,7-Me₂Ind)₂ZrCl₂ (4,7-Me₂Ind=4,7-dimethylindenyl) activated with an alumoxane, such as methylalumoxane or modified methylalumoxane;
- (52) meso-CH₂CH₂(2-MeInd)₂ZrMe₂ and rac-CH₂CH₂(4,7-Me₂Ind)₂ZrMe₂ activated with a non-coordinating anion activator, such as N,N-dimethylanilinium tetrakis(pentafluorophenyl)boron or triphenylcarbonium tetrakis(pentafluorophenyl)boron;
- (53) meso-Me₂Si(2-MeInd)₂ZrCl₂ and rac-CH₂CH₂(4,7-Me₂Ind)₂ZrCl₂ activated with an alumoxane, such as methylalumoxane or modified methylalumoxane; and
- (54) meso-Me₂Si(2-MeInd)₂ZrMe₂ and rac-CH₂CH₂(4,7-Me₂Ind)₂ZrMe₂ activated with a non-coordinating anion activator, such as N,N-dimethylanilinium tetrakis(pentafluorophenyl)boron or triphenylcarbonium tetrakis(pentafluorophenyl)boron.

The two transition metal compounds (pre-catalysts) may be used in any ratio. Preferred molar ratios of (A) transition metal compound to produce amorphous polymer to (B) transition metal compound to produce crystalline polymer fall within the range of (A:B) 1:1000 to 1000:1, alternatively 1:100 to 500:1, alternatively 1:10 to 200:1, alternatively 1:1 to 100:1, and alternatively 1:1 to 75:1, and alternatively 5:1 to 50:1. The particular ratio chosen will depend on the exact pre-catalysts chosen, the method of activation, and the end product desired. In a particular embodiment, when using the two pre-catalysts (A—"amorphous polymer producing pre-catalyst" and B—"crystalline polymer producing catalyst"), where both are activated with the same activator, the preferred mole percents, based upon the molecular weight of the pre-catalysts, are 10 to 99.9% A to 0.1 to 90% B, alternatively 25 to 99% A to 0.5 to 50% B, alternatively 50 to 99% A to 1 to 25% B, and alternatively 75 to 99% A to 1 to 10% B.

In general the combined pre-catalyst compounds and the activator are combined in ratios of about 1:10,000 to about 10:1. When alumoxane or aluminum alkyl activators are used, the combined pre-catalyst-to-activator molar ratio is from 1:5000 to 10:1, alternatively from 1:1000 to 10:1; alternatively, 1:500 to 2:1; or 1:300 to 1:1. When ionizing activators are used, the combined pre-catalyst-to-activator molar ratio is from 10:1 to 1:10; 5:1 to 1:5; 2:1 to 1:2; or 1.2:1 to 1:1. Multiple activators may be used, including using mixes of alumoxanes or aluminum alkyls with ionizing activators.

In another preferred embodiment a third catalyst (pre-catalyst plus activator) is present in the processes described above. The third catalyst may be any of the pre-catalyst components listed herein. Preferred third pre-catalysts include those that are capable of producing waxes. Preferred examples include:

rac-dimethylsilylbis(4,7-dimethylindenyl)hafnium dichloride, rac-dimethylsilylbis(4,7-dimethylindenyl)hafnium dimethyl, rac-dimethylsilylbis(4,7-dimethylindenyl)zirconium dichloride, rac-dimethylsilylbis(4,7-dimethylindenyl)zirconium dimethyl, rac-dimethylsilylbis(indenyl)hafnium dichloride, rac-dimethylsilylbis(indenyl)hafnium dimethyl, rac-dimethylsilylbis(indenyl)zirconium dichlo-

ride, rac-dimethylsilylbis(indenyl)zirconium dimethyl, rac-dimethylsilylbis(tetrahydroindenyl)hafnium dichloride, rac-dimethylsilylbis(tetrahydroindenyl)hafnium dimethyl, rac-dimethylsilylbis(tetrahydroindenyl) zirconium dichloride, rac-dimethylsilylbis(tetrahydroindenyl) zirconium dimethyl, rac-diphenylsilylbis(4,7-dimethylindenyl)hafnium dichloride, rac-diphenylsilylbis(4,7-dimethylindenyl)hafnium dimethyl, rac-diphenylsilylbis(4,7-dimethylindenyl)zirconium dichloride, rac-diphenylsilylbis(4,7-dimethylindenyl)zirconium dimethyl, rac-diphenylsilylbis(indenyl)hafnium dichloride, rac-diphenylsilylbis(indenyl)hafnium dimethyl, rac-diphenylsilylbis(indenyl)zirconium dichloride, rac-diphenylsilylbis(indenyl)zirconium dimethyl, rac-diphenylsilylbis(tetrahydroindenyl)hafnium dichloride, rac-diphenylsilylbis(tetrahydroindenyl)hafnium dimethyl, rac-diphenylsilylbis(tetrahydroindenyl)zirconium dichloride, rac-diphenylsilylbis(tetrahydroindenyl)zirconium dimethyl, rac-methylphenylsilylbis(4,7-dimethylindenyl) hafnium dichloride, rac-methylphenylsilylbis(4,7-dimethylindenyl)hafnium dimethyl, rac-methylphenylsilylbis(4,7-dimethylindenyl)zirconium dichloride, rac-methylphenylsilylbis(4,7-dimethylindenyl)zirconium dimethyl, rac-methylphenylsilylbis(indenyl)hafnium dichloride, rac-methylphenylsilylbis(indenyl)hafnium dimethyl, rac-methylphenylsilylbis(indenyl)zirconium dichloride, rac-methylphenylsilylbis(indenyl)zirconium dimethyl, rac-methylphenylsilylbis(tetrahydroindenyl) hafnium dichloride, rac-methylphenylsilylbis(tetrahydroindenyl)hafnium dimethyl, rac-methylphenylsilylbis(tetrahydroindenyl)zirconium dichloride, rac-methylphenylsilylbis(tetrahydroindenyl)zirconium dimethyl, rac-ethylenebis(4,7-dimethylindenyl)hafnium dichloride, rac-ethylenebis(4,7-dimethylindenyl)hafnium dimethyl, rac-ethylenebis(4,7-dimethylindenyl)zirconium dichloride, rac-ethylenebis(4,7-dimethylindenyl)zirconium dimethyl, rac-ethylenebis(indenyl)hafnium dichloride, rac-ethylenebis(indenyl)hafnium dimethyl, rac-ethylenebis(indenyl)zirconium dichloride, rac-ethylenebis(tetrahydroindenyl)hafnium dichloride, rac-ethylenebis(tetrahydroindenyl)hafnium dimethyl, rac-ethylenebis(tetrahydroindenyl)zirconium dichloride, and rac-ethylenebis(tetrahydroindenyl)zirconium dimethyl

Three transition metal compounds (pre-catalysts) may be used in any ratio. Preferred molar ratios of (A) transition metal compound to produce amorphous polypropylene to (B) transition metal compound to produce crystalline polypropylene to (C) transition metal compound to produce wax fall within the range of (A:B:C) 1:1000:500 to 1000:1:1, alternatively 1:100:50 to 500:1:1, alternatively 1:10:10 to 200:1:1, alternatively 1:1:1 to 100:1:50, and alternatively 1:1:10 to 75:1:50, and alternatively 5:1:1 to 50:1:50. The particular ratio chosen will depend on the exact pre-catalysts chosen, the method of activation, and the end product desired.

Additional preferred catalysts and process are described in U.S. Pat. Nos. 6,376,410 and 6,380,122, which are incorporated by reference herein.

In another embodiment the catalyst compositions of this invention include a support material or carrier. For example, the one or more catalyst components and/or one or more activators may be deposited on, contacted with, vaporized with, bonded to, or incorporated within, adsorbed or absorbed in, or on, one or more supports or carriers.

The support material is any of the conventional support materials. Preferably the supported material is a porous support material, for example, talc, inorganic oxides and inor-

ganic chlorides. Other support materials include resinous support materials such as polystyrene, functionalized or crosslinked organic supports, such as polystyrene divinyl benzene polyolefins or polymeric compounds, zeolites, clays, or any other organic or inorganic support material and the like, or mixtures thereof.

The preferred support materials are inorganic oxides that include those Group 2, 3, 4, 5, 13 or 14 metal oxides. The preferred supports include silica, which may or may not be dehydrated, fumed silica, alumina (WO 99/60033), silica-alumina and mixtures thereof. Other useful supports include magnesia, titania, zirconia, magnesium chloride (U.S. Pat. No. 5,965,477), montmorillonite (European Patent EP-B1 0 511 665), phyllosilicate, zeolites, talc, clays (U.S. Pat. No. 6,034,187) and the like. Also, combinations of these support materials may be used, for example, silica-chromium, silica-alumina, silica-titania and the like. Additional support materials may include those porous acrylic polymers described in EP 0 767 184 B1, which is incorporated herein by reference. Other support materials include nanocomposites as described in PCT WO 99/47598, aerogels as described in WO 99/48605, spherulites as described in U.S. Pat. No. 5,972,510 and polymeric beads as described in WO 99/50311, which are all herein incorporated by reference.

It is preferred that the support material, most preferably an inorganic oxide, has a surface area in the range of from about 10 to about 700 m²/g, pore volume in the range of from about 0.1 to about 4.0 cc/g and average particle size in the range of from about 5 to about 500 μm. More preferably, the surface area of the support material is in the range of from about 50 to about 500 m²/g, pore volume of from about 0.5 to about 3.5 cc/g and average particle size of from about 10 to about 200 μm. Most preferably the surface area of the support material is in the range is from about 100 to about 400 m²/g, pore volume from about 0.8 to about 3.0 cc/g and average particle size is from about 5 to about 100 μm. The average pore size of the carrier useful in the invention typically has pore size in the range of from 10 to 1000 Å, preferably 50 to about 500 Å, and most preferably 75 to about 350 Å.

As is well known in the art, the catalysts may also be supported together on one inert support, or the catalysts may be independently placed on two inert supports and subsequently mixed. Of the two methods, the former is preferred.

In another embodiment the support may comprise one or more types of support material which may be treated differently. For example one could use two different silicas that had different pore volumes or had been calcined at different temperatures. Likewise one could use a silica that had been treated with a scavenger or other additive and a silica that had not.

The stereospecific catalysts may be used to prepare macromonomer having a Mw of 100,000 or less and a crystallinity of 30% or more preferably having vinyl termini.

As a specific example, a method for preparing propylene-based macromonomers having a high percentage of vinyl terminal bonds involves:

- contacting, in solution, propylene, optionally a minor amount of copolymerizable monomer, with a catalyst composition containing the stereorigid, activated transition metal catalyst compound at a temperature from about 80° C. to about 140° C.; and
- recovering isotactic or syndiotactic polypropylene chains having number average molecular weights of about 2,000 to about 30,000 Daltons.

Preferably, the solution comprises a hydrocarbon solvent. More preferably, the hydrocarbon solvent is aliphatic or aromatic. Also, the propylene monomers are preferably con-

tacted at a temperature from 90° C. to 120° C. More preferably, a temperature from 95° C. to 115° C. is used. Most preferably, the propylene monomers are contacted at a temperature from 100° C. to 110° C. Reactor pressure generally can vary from atmospheric to 345 MPa, preferably to 182 MPa. The reactions can be run in batch or in continuous mode. Conditions for suitable slurry-type reactions will also be suitable and are similar to solution conditions, the polymerization typically being run in liquid propylene under pressures suitable to such.

The catalyst pair selection criteria were discussed earlier. One catalyst typically is stereospecific with the ability to produce significant population of vinyl-terminated macromonomers, the other typically is a specific and capable of incorporating the reactive macromonomers. In general it is believed that C2 symmetric bulky ligand metallocene catalysts can produce vinyl terminated isotactic polypropylene macromonomers. Catalysts that favor betamethyl-elimination also often appear to also favor isotactic polypropylene macromonomer formation. Rac-dimethylsilyl bis(indenyl)hafnium dimethyl, dimethylsilyl bis(2-methyl-4-phenylindenyl)zirconium dichloride, and rac-ethylene bis(4,7-dimethylindenyl)hafnium dimethyl are catalysts capable of producing isotactic polypropylene having high vinyl chain termination for use in this invention. High temperatures, typically above 80° C., appear to positively influence vinyl termination. Likewise, $\text{Me}_2\text{Si}(\text{Me}_4\text{C}_5)(\text{N-c-C}_{12}\text{H}_{23})\text{TiMe}_2$ and $\text{Me}_2\text{Si}(\text{Me}_4\text{C}_5)(\text{N-c-C}_{12}\text{H}_{23})\text{TiMe}_2$ produce amorphous polypropylene useful in this invention and are believed to incorporate the vinyl terminated macromonomers to also produce a grafted structure of scPP side chains on an amorphous backbone.

In alternate embodiments dienes such as 1,9-decadiene are introduced into the reaction zone to promote the production of vinyl-terminated aPP and scPP macromonomers that help increase the population of branch-block species.

Polymerization Processes

The catalysts and catalyst systems described above are suitable for use in a solution, bulk, gas or slurry polymerization process or a combination thereof, preferably solution phase or bulk phase polymerization process.

In one embodiment, this invention is directed toward the solution, bulk, slurry or gas phase polymerization reactions involving the polymerization of one or more of monomers having from 3 to 30 carbon atoms, preferably 3-12 carbon atoms, and more preferably 3 to 8 carbon atoms. Preferred monomers include one or more of propylene, butene-1, pentene-1,4-methyl-pentene-1, hexene-1, octene-1, decene-1,3-methyl-pentene-1, and cyclic olefins or a combination thereof. Other monomers can include vinyl monomers, diolefins such as dienes, polyenes, norbornene, norbornadiene, vinyl norbornene, ethylidene norbornene monomers. Preferably a homopolymer or copolymer of propylene is produced. In another embodiment, both a homopolymer of propylene and a copolymer of propylene and one or more of the monomers listed above are produced.

One or more reactors in series or in parallel may be used in the present invention. Catalyst component and activator may be delivered as a solution or slurry, either separately to the reactor, activated in-line just prior to the reactor, or preactivated and pumped as an activated solution or slurry to the reactor. A preferred operation is two solutions activated in-line. For more information on methods to introduce multiple catalysts into reactors, please see U.S. Pat. No. 6,399,722, and WO0130862A1. While these references may emphasize gas phase reactors, the techniques described are equally applicable to other types of reactors, including continuous stirred tank reactors, slurry loop reactors and the like. Polymeriza-

tions are carried out in either single reactor operation, in which monomer, comonomers, catalyst/activator, scavenger, and optional modifiers are added continuously to a single reactor or in series reactor operation, in which the above components are added to each of two or more reactors connected in series. The catalyst components can be added to the first reactor in the series. The catalyst component may also be added to both reactors, with one component being added to first reaction and another component to other reactors.

In one embodiment 500 ppm or less of hydrogen is added to the polymerization, or 400 ppm or less, or 300 ppm or less. In other embodiments at least 50 ppm of hydrogen is added to the polymerization, or 100 ppm or more, or 150 ppm or more. Gas Phase Polymerization

Generally, in a fluidized gas bed process used for producing polymers, a gaseous stream containing one or more monomers is continuously cycled through a fluidized bed in the presence of a catalyst under reactive conditions. The gaseous stream is withdrawn from the fluidized bed and recycled back into the reactor. Simultaneously, polymer product is withdrawn from the reactor and fresh monomer is added to replace the polymerized monomer. (See for example U.S. Pat. Nos. 4,543,399, 4,588,790, 5,028,670, 5,317,036, 5,352,749, 5,405,922, 5,436,304, 5,453,471, 5,462,999, 5,616,661 and 5,668,228 all of which are fully incorporated herein by reference.)

Slurry Phase Polymerization

A slurry polymerization process generally operates between 1 to about 50 atmosphere pressure range (15 psi to 735 psi, 103 kPa to 5068 kPa) or even greater and temperatures in the range of 0° C. to about 120° C. In a slurry polymerization, a suspension of solid, particulate polymer is formed in a liquid polymerization diluent medium to which monomer and comonomers along with catalyst are added. The suspension including diluent is intermittently or continuously removed from the reactor where the volatile components are separated from the polymer and recycled, optionally after a distillation, to the reactor. The liquid diluent employed in the polymerization medium is typically an alkane having from 3 to 7 carbon atoms, preferably a branched alkane. The medium employed should be liquid under the conditions of polymerization and relatively inert. When a propane medium is used the process must be operated above the reaction diluent critical temperature and pressure. Preferably, a hexane or an isobutane medium is employed.

In one embodiment, a preferred polymerization technique useful in the invention is referred to as a particle form polymerization, or a slurry process where the temperature is kept below the temperature at which the polymer goes into solution. Such technique is well known in the art, and described in for instance U.S. Pat. No. 3,248,179 which is fully incorporated herein by reference. The preferred temperature in the particle form process is within the range of about 85° C. to about 110° C. Two preferred polymerization methods for the slurry process are those employing a loop reactor and those utilizing a plurality of stirred reactors in series, parallel, or combinations thereof. Non-limiting examples of slurry processes include continuous loop or stirred tank processes. Also, other examples of slurry processes are described in U.S. Pat. No. 4,613,484, which is herein fully incorporated by reference.

In another embodiment, the slurry process is carried out continuously in a loop reactor. The catalyst, as a slurry in isobutane or as a dry free flowing powder, is injected regularly to the reactor loop, which is itself filled with circulating slurry of growing polymer particles in a diluent of isobutane containing monomer and comonomer. Hydrogen, optionally,

may be added as a molecular weight control. (In one embodiment 500 ppm or less of hydrogen is added, or 400 ppm or less or 300 ppm or less. In other embodiments at least 50 ppm of hydrogen is added, or 100 ppm or more, or 150 ppm or more.)

The reactor is maintained at a pressure of 3620 kPa to 4309 kPa and at a temperature in the range of about 60° C. to about 104° C. depending on the desired polymer melting characteristics. Reaction heat is removed through the loop wall since much of the reactor is in the form of a double-jacketed pipe. The slurry is allowed to exit the reactor at regular intervals or continuously to a heated low pressure flash vessel, rotary dryer and a nitrogen purge column in sequence for removal of the isobutane diluent and all unreacted monomer and comonomers. The resulting hydrocarbon free powder is then compounded for use in various applications.

In another embodiment, the reactor used in the slurry process useful in the invention is capable of and the process useful in the invention is producing greater than 2000 lbs. of polymer per hour (907 Kg/hr), more preferably greater than 5000 lbs./hr (2268 Kg/hr), and most preferably greater than 10,000 lbs./hr (4540 Kg/hr). In another embodiment the slurry reactor used in the process useful in the invention is producing greater than 15,000 lbs. of polymer per hour (6804 Kg/hr), preferably greater than 25,000 lbs./hr (11,340 Kg/hr) to about 100,000 lbs./hr (45,500 Kg/hr).

In another embodiment in the slurry process useful in the invention the total reactor pressure is in the range of from 400 psig (2758 kPa) to 800 psig (5516 kPa), preferably 450 psig (3103 kPa) to about 700 psig (4827 kPa), more preferably 500 psig (3448 kPa) to about 650 psig (4482 kPa), most preferably from about 525 psig (3620 kPa) to 625 psig (4309 kPa).

In yet another embodiment in the slurry process useful in the invention the concentration of predominant monomer in the reactor liquid medium is in the range of from about 1 to 10 weight percent, preferably from about 2 to about 7 weight percent, more preferably from about 2.5 to about 6 weight percent, most preferably from about 3 to about 6 weight percent.

Another process useful in the invention is where the process, preferably a slurry process is operated in the absence of or essentially free of any scavengers, such as triethylaluminum, trimethylaluminum, tri-isobutylaluminum and tri-n-hexylaluminum and diethyl aluminum chloride, dibutyl zinc and the like. This process is described in PCT publication WO 96/08520 and U.S. Pat. No. 5,712,352, which are herein fully incorporated by reference.

In another embodiment the process is run with scavengers. Typical scavengers include trimethyl aluminum, tri-isobutyl aluminum and an excess of alumoxane or modified alumoxane.

Homogeneous, Bulk, or Solution Phase Polymerization

The catalysts described herein can be used advantageously in homogeneous solution processes. Generally this involves polymerization in a continuous reactor in which the polymer formed and the starting monomer and catalyst materials supplied, are agitated to reduce or avoid concentration gradients. Suitable processes operate above the melting point of the polymers at high pressures, from 1 to 3000 bar (10-30,000 MPa), in which the monomer acts as diluent or in solution polymerization using a solvent.

Temperature control in the reactor is obtained by balancing the heat of polymerization with reactor cooling by reactor jackets or cooling coils to cool the contents of the reactor, auto refrigeration, pre-chilled feeds, vaporization of liquid medium (diluent, monomers or solvent) or combinations of all three. Adiabatic reactors with pre-chilled feeds may also be used. The reactor temperature depends on the catalyst

used. In general, the reactor temperature preferably can vary between about 30° C. and about 160° C., more preferably from about 90° C. to about 150° C., and most preferably from about 100° C. to about 140° C. Polymerization temperature may vary depending on catalyst choice. For example a diimine Ni catalyst may be used at 40° C., while a metallocene Ti catalyst can be used at 100° C. or more. In series operation, the second reactor temperature is preferably higher than the first reactor temperature. In parallel reactor operation, the temperatures of the two reactors are independent. The pressure can vary from about 1 mm Hg to 2500 bar (25,000 MPa), preferably from 0.1 bar to 1600 bar (1-16,000 MPa), most preferably from 1.0 to 500 bar (10-5000 MPa).

In one embodiment 500 ppm or less of hydrogen is added to the polymerization, or 400 ppm or less or 300 ppm or less. In other embodiments at least 50 ppm of hydrogen is added to the polymerization, or 100 ppm or more, or 150 ppm or more.

Each of these processes may also be employed in single reactor, parallel or series reactor configurations. The liquid processes comprise contacting olefin monomers with the above described catalyst system in a suitable diluent or solvent and allowing said monomers to react for a sufficient time to produce the desired polymers. Hydrocarbon solvents are suitable, both aliphatic and aromatic. Alkanes, such as hexane, pentane, isopentane, and octane, are preferred.

The process can be carried out in a continuous stirred tank reactor, batch reactor or plug flow reactor, or more than one reactor operated in series or parallel. These reactors may have or may not have internal cooling or heating and the monomer feed may or may not be refrigerated. See the general disclosure of U.S. Pat. No. 5,001,205 for general process conditions. See also, international application WO 96/33227 and WO 97/22639. All documents are incorporated by reference for US purposes for description of polymerization processes, metallocene selection and useful scavenging compounds.

This invention further relates to a continuous process to prepare an adhesive comprising:

- 1) combining monomer, optional solvent, catalyst and activator in a reactor system,
- 2) withdrawing polymer solution from the reactor system,
- 3) removing at least 10% solvent, if present, from the polymer solution,
- 4) quenching the reaction,
- 5) devolatilizing the polymer solution to form molten polymer,
- 6) combining the molten polymer and one or more additives (such as those described below) in a mixer, such as a static mixer, (in a preferred embodiment tackifier is not added or is added in amounts of less than 30 weight %, preferably less than 20 weight %, more preferably in amounts of less than 10 weight %),
- 7) removing the polymer combination from the mixer, and
- 8) pelletizing or drumming the polymer combination: where step 1) comprises any of the processes described above.

In another embodiment this invention relates to a continuous process to prepare an adhesive comprising:

- 1) combining monomer, optional solvent, catalyst and activator in a reactor system,
- 2) withdrawing polymer solution from the reactor system,
- 3) removing at least 10 solvent, if present, from the polymer solution,
- 4) quenching the reaction,
- 5) devolatilizing the polymer solution to form molten polymer,
- 6) combining the molten polymer and one or more additives in a mixer, such as a static mixer,

81

- 7) removing the polymer combination from the mixer, and
- 8) pelletizing or drumming the polymer combination.

In a particularly preferred embodiment, this invention relates to a continuous process to make an adhesive comprising

- 1) selecting a first catalyst component capable of producing a polymer having an Mw of 100,000 or less and a crystallinity of 20% or less under selected polymerization conditions;
- 2) selecting a second catalyst component capable of producing polymer having an Mw of 100,000 or less and a crystallinity of 40% or more at the selected polymerization conditions;
- 3) contacting, in a solvent and in a reaction zone under the selected polymerization conditions, the catalyst components in the presence of one or more activators with one or more C3 to C40 olefins, and, optionally one or more diolefins;
- 4) at a temperature of greater than 100° C.;
- 5) at a residence time of 120 minutes or less (preferably 60 to 120 minutes);
- 6) wherein the ratio of the first catalyst to the second catalyst is from 1:1 to 50:1;
- 7) wherein the activity of the catalyst components is at least 50 kilograms of polymer per gram of the catalyst components; and wherein at least 20% of the olefins are converted to polymer;
- 8) withdrawing polymer solution from the reaction zone;
- 9) removing at least 10% solvent from the polymer solution;
- 10) quenching the reaction;
- 11) devolatilizing the polymer solution to form molten polymer;
- 12) combining the molten polymer and one or more additives in a mixer, such as a static mixer;
- 13) removing the polymer combination from the mixer; and
- 14) pelletizing or drumming the polymer combination.

In a particularly preferred embodiment, this invention relates to a continuous process to make an adhesive comprising

- 1) selecting a first catalyst component capable of producing a polymer having an Mw of 100,000 or less and a crystallinity of 20% or less under selected polymerization conditions;
- 2) selecting a second catalyst component capable of producing polymer having an Mw of 100,000 or less and a crystallinity of 40% or more at the selected polymerization conditions;
- 3) contacting, in a solvent and in a reaction zone under the selected polymerization conditions, the catalyst components in the presence of one or more activators with one or more C3 to C40 olefins, and, optionally one or more diolefins;
- 4) at a temperature of greater than 100° C.;
- 5) at a residence time of 120 minutes or less;
- 6) wherein the ratio of the first catalyst to the second catalyst is from 1:1 to 50:1;
- 7) wherein the activity of the catalyst components is at least 50 kilograms of polymer per gram of the catalyst components; and wherein at least 50% of the olefins are converted to polymer;
- 8) withdrawing polymer solution from the reaction zone;
- 9) removing at least 10% solvent from the polymer solution;

82

- 10) quenching the reaction;
- 11) forming molten polymer where the polymer comprises one or more C3 to C40 olefins, and less than 50 mole % of ethylene, and where the polymer has:
 - a) a Dot T-Peel of 1 Newton or more; and
 - b) a branching index (g') of 0.95 or less measured at the Mz of the polymer; and
 - c) an Mw of 100,000 or less; and
- 12) combining the molten polymer and one or more additives in a mixer, such as a static mixer;
- 13) removing the polymer combination from the mixer; and
- 14) pelletizing or drumming the polymer combination.

In a particularly preferred embodiment, this invention relates to a continuous process to make an adhesive comprising

- 1) selecting a first catalyst component capable of producing a polymer having an Mw of 100,000 or less and a crystallinity of 20% or less under selected polymerization conditions;
- 2) selecting a second catalyst component capable of producing polymer having an Mw of 100,000 or less and a crystallinity of 40% or more at the selected polymerization conditions;
- 3) contacting, in a solvent and in a reaction zone under the selected polymerization conditions, the catalyst components in the presence of one or more activators with one or more C3 to C40 olefins, and, optionally one or more diolefins;
- 4) at a temperature of greater than 100° C.;
- 5) at a residence time of 120 minutes or less;
- 6) wherein the ratio of the first catalyst to the second catalyst is from 1:1 to 50:1;
- 7) wherein the activity of the catalyst components is at least 50 kilograms of polymer per gram of the catalyst components; and wherein at least 50% of the olefins are converted to polymer;
- 8) withdrawing polymer solution from the reaction zone;
- 9) removing at least 10% solvent from the polymer solution;
- 10) quenching the reaction;
- 11) forming molten polymer where the polymer comprises one or more C3 to C40 olefins (preferably propylene), and less than 50 mole % of ethylene, and where the polymer has:
 - a) a Dot T-Peel of 3 Newton or more; and
 - b) a branching index (g') of 0.90 or less measured at the Mz of the polymer; and
 - c) an Mw of 30,000 or less;
 - d) a peak melting point between 60 and 190° C.,
 - e) a Heat of fusion of 1 to 70 J/g,
 - f) a melt viscosity of 8000 mPa·sec or less at 190° C.; and
- 12) combining the molten polymer and one or more additives in a mixer, such as a static mixer;
- 13) removing the polymer combination from the mixer; and
- 14) pelletizing or drumming the polymer combination.

In another embodiment this invention relates to a continuous process to prepare an adhesive comprising:

- 1) combining monomer, catalyst and activator in a reactor system,
- 2) withdrawing polymer from the reactor system,
- 3) quenching the reaction,
- 4) forming molten polymer,
- 5) combining the molten polymer and one or more additives, and

6) pelletizing or drumming the polymer combination.
Formulations of the Polymers

The polymers produced herein then can be used directly as an adhesive or blended with other components to form an adhesive.

Tackifiers are typically not needed with the polymers of this invention. However if tackifier is desired, the tackifiers that may be blended with the polymers described above are those typically used in the art. Examples include, but are not limited to, aliphatic hydrocarbon resins, aromatic modified aliphatic hydrocarbon resins, hydrogenated polycyclopentadiene resins, polycyclopentadiene resins, gum rosins, gum rosin esters, wood rosins, wood rosin esters, tall oil rosins, tall oil rosin esters, polyterpenes, aromatic modified polyterpenes, terpene phenolics, aromatic modified hydrogenated polycyclopentadiene resins, hydrogenated aliphatic resin, hydrogenated aliphatic aromatic resins, hydrogenated terpenes and modified terpenes, and hydrogenated rosin esters. In some embodiments the tackifier is hydrogenated. In other embodiments the tackifier is non-polar. (Non-polar meaning that the tackifier is substantially free of monomers having polar groups. Preferably the polar groups are not present, however if they are preferably they are not present at more than 5 weight %, preferably not more than 2 weight %, even more preferably no more than 0.5 weight %.) In some embodiments the tackifier has a softening point (Ring and Ball, as measured by ASTM E-28) of 80° C. to 150° C., preferably 100° C. to 130° C.

The tackifier, if present, is typically present at about 1 weight % to about 80 weight %, based upon the weight of the blend, more preferably 2 weight % to 40 weight %, even more preferably 3 weight % to 30 weight %.

Preferred hydrocarbon resins for use as tackifiers or modifiers include:

1. Resins such as C5/C6 terpene resins, styrene terpenes, alpha-methyl styrene terpene resins, C9 terpene resins, aromatic modified C5/C6, aromatic modified cyclic resins, aromatic modified dicyclopentadiene based resins or mixtures thereof. Additional preferred resins include those described in WO 91/07472, U.S. Pat. Nos. 5,571,867, 5,171,793 and 4,078,132. Typically these resins are obtained from the cationic polymerization of compositions containing one or more of the following monomers: C5 diolefins (such as 1-3 pentadiene, isoprene, etc.); C5 olefins (such as 2-methylbutenes, cyclopentene, etc.); C6 olefins (such as hexene), C9 vinylaromatics (such as styrene, alpha methyl styrene, vinyltoluene, indene, methyl indene, etc.); cyclics (such as dicyclopentadiene, methylcyclopentadiene, etc.); and or terpenes (such as limonene, carene, etc).
2. Resins obtained by the thermal polymerization of dicyclopentadiene, and/or the thermal polymerization of dimers or oligomers of cyclopentadiene and/or methylcyclopentadiene, optionally with vinylaromatics (such as styrene, alpha-methyl styrene, vinyl toluene, indene, methyl indene).

The resins obtained after polymerization and separation of unreacted materials, can be hydrogenated if desired. Examples of preferred resins include those described in U.S. Pat. No. 4,078,132; WO 91/07472; U.S. Pat. No. 4,994,516; EP 0 046 344 A; EP 0 082 726 A; and U.S. Pat. No. 5,171,793.

In another embodiment an adhesive composition comprising polymer product of this invention further comprises a crosslinking agent. Preferred crosslinking agents include those having functional groups that can react with the acid or anhydride group. Preferred crosslinking agents include alcohols, multiols, amines, diamines and/or triamines. Examples of crosslinking agents useful in this invention include

polyamines such as ethylenediamine, diethylenetriamine, hexamethylenediamine, diethylaminopropylamine, and/or menthanediamine.

In another embodiment an adhesive composition comprising the polymer product of this invention further comprises typical additives known in the art such as fillers, antioxidants, adjuvants, adhesion promoters, oils, and/or plasticizers. Preferred fillers include titanium dioxide, calcium carbonate, barium sulfate, silica, silicon dioxide, carbon black, sand, glass beads, mineral aggregates, talc, clay and the like. Preferred antioxidants include phenolic antioxidants, such as Irganox 1010, Irganox, 1076 both available from Ciba-Geigy. Preferred oils include paraffinic or naphthenic oils such as Primol 3 52, or Primol 876 available from ExxonMobil Chemical France, S.A. in Paris, France. Preferred plasticizers include polybutenes, such as Parapol 950 and Parapol 1300 available from ExxonMobil Chemical Company in Houston Tex. Other preferred additives include block, antiblock, pigments, processing aids, UV stabilizers, neutralizers, lubricants, surfactants and/or nucleating agents may also be present in one or more than one layer in the films. Preferred additives include silicon dioxide, titanium dioxide, polydimethylsiloxane, talc, dyes, wax, calcium stearate, carbon black, low molecular weight resins and glass beads. Preferred adhesion promoters include polar acids, polyaminoamides (such as Versamid 115, 125, 140, available from Henkel), urethanes (such as isocyanate/hydroxy terminated polyester systems, e.g. bonding agent TN/Mondur Cb-75(Miles, Inc.), coupling agents, (such as silane esters (Z-6020 from Dow Corning)), titanate esters (such as Kr-44 available from Kenrich), reactive acrylate monomers (such as sarbox SB-600 from Sartomer), metal acid salts (such as Saret 633 from Sartomer), polyphenylene oxide, oxidized polyolefins, acid modified polyolefins, and anhydride modified polyolefins. In another embodiment the polymers of this invention are combined with less than 3 wt % antioxidant, less than 3 wt % flow improver, less than 10 wt % wax, and or less than 3 wt % crystallization aid.

Other optional components that may be combined with the polymer product of this invention are plasticizers or other additives such as oils, surfactants, fillers, color masterbatches, and the like. Preferred plasticizers include mineral oils, polybutenes, phthalates and the like. Particularly preferred plasticizers include phthalates such as diisononylphthalate (DIUP), diisononylphthalate (DINP), dioctylphthalates (DOP) and the like. Particularly preferred oils include aliphatic naphthenic oils.

Other optional components that may be combined with the polymer product of this invention are low molecular weight products such as wax, oil or low Mn polymer, (low meaning below Mn of 5000, preferably below 4000, more preferably below 3000, even more preferably below 2500). Preferred waxes include polar or non-polar waxes, functionalized waxes, polypropylene waxes, polyethylene waxes, and wax modifiers. Preferred waxes include ESCOMER™ 101. Preferred functionalized waxes include those modified with an alcohol, an acid, a ketone, an anhydride and the like. Preferred examples include waxes modified by methyl ketone, maleic anhydride or maleic acid. Preferred oils include aliphatic naphthenic oils, white oils or the like. Preferred low Mn polymers include polymers of lower alpha olefins such as propylene, butene, pentene, hexene and the like. A particularly preferred polymer includes polybutene having an Mn of less than 1000. An example of such a polymer is available under the trade name PARAPOL™ 950 from ExxonMobil Chemical Company. PARAPOL™ 950 is a liquid polybutene polymer having an Mn of 950 and a kinematic viscosity of 220 cSt

at 100° C., as measured by ASTM D 445. In some embodiments the polar and non-polar waxes are used together in the same composition.

In some embodiments, however, wax may not be desired and is present at less than 5 weight %, preferably less than 3 weight %, more preferably less than 1 weight %, more preferably less than 0.5 weight %, based upon the weight of the composition.

In another embodiment the polymers of this invention have less than 30 weight % total of any combination of additives described above, preferably less than 25 weight %, preferably less than 20 weight %, preferably less than 15 weight %, preferably less than 10 weight %, preferably less than 5 weight %, based upon the weight of the polymer and the additives.

In another embodiment the polymer produced by this invention may be blended with elastomers (preferred elastomers include all natural and synthetic rubbers, including those defined in ASTM D1566). In a preferred embodiment elastomers are blended with the polymer produced by this invention to form rubber toughened compositions. In a particularly preferred embodiment the rubber toughened composition is a two (or more) phase system where the rubber is a discontinuous phase and the polymer is a continuous phase. Examples of preferred elastomers include one or more of the following: ethylene propylene rubber, ethylene propylene diene monomer rubber, neoprene rubber, styrenic block copolymer rubbers (including SI, SIS, SB, SBS, SIBS and the like), butyl rubber, halobutyl rubber, copolymers of isobutylene and para-alkylstyrene, halogenated copolymers of isobutylene and para-alkylstyrene. This blend may be combined with the tackifiers and/or other additives as described above.

In another embodiment the polymer produced by this invention may be blended with impact copolymers. Impact copolymers are defined to be a blend of isotactic PP and an elastomer such as an ethylene-propylene rubber. In a preferred embodiment the blend is a two (or more) phase system where the impact copolymer is a discontinuous phase and the polymer is a continuous phase.

In another embodiment the polymer produced by this invention may be blended with ester polymers. In a preferred embodiment the blend is a two (or more) phase system where the polyester is a discontinuous phase and the polymer is a continuous phase.

In a preferred embodiment the polymers of the invention described above are combined with metallocene polyethylenes (mPE's) or metallocene polypropylenes (mPP's). The mPE and mPP homopolymers or copolymers are typically produced using mono- or bis-cyclopentadienyl transition metal catalysts in combination with an activator of alumoxane and/or a non-coordinating anion in solution, slurry, high pressure or gas phase. The catalyst and activator may be supported or unsupported and the cyclopentadienyl rings by may substituted or unsubstituted. Several commercial products produced with such catalyst/activator combinations are commercially available from ExxonMobil Chemical Company in Baytown, Tex. under the tradenames EXCEED™, ACHIEVE™ and EXACT™. For more information on the methods and catalysts/activators to produce such mPE homopolymers and copolymers see WO 94/26816: WO 94/03506; EPA 277,003; EPA 277,004; U.S. Pat. Nos. 5,153,157; 5,198,401; 5,240,894; 5,017,714; CA 1,268,753; U.S. Pat. No. 5,324,800; EPA 129,368; U.S. Pat. No. 5,264,405; EPA 520,732; WO 92 00333; U.S. Pat. Nos. 5,096,867; 5,507,475; EPA 426 637; EPA 573 403; EPA 520 732; EPA 495 375; EPA 500 944; EPA 570 982; WO91/09882; WO94/03506 and U.S. Pat. No. 5,055,438.

In another embodiment the olefin polymer of this invention, preferably the polypropylene homopolymer or copolymer of this invention, can be blended with another homopolymer and/or copolymer, including but not limited to, homopolypropylene, propylene copolymerized with up to 50 weight % of ethylene or a C4 to C20 alpha-olefin, isotactic polypropylene, highly isotactic polypropylene, syndiotactic polypropylene, random copolymer of propylene and ethylene and/or butene and/or hexene, polybutene, ethylene vinyl acetate, low density polyethylene (density 0.915 to less than 0.935 g/cm³) linear low density polyethylene, ultra low density polyethylene (density 0.86 to less than 0.90 g/cm³), very low density polyethylene (density 0.90 to less than 0.915 g/cm³), medium density polyethylene (density 0.935 to less than 0.945 g/cm³), high density polyethylene (density 0.945 to 0.98 g/cm³), ethylene vinyl acetate, ethylene methyl acrylate, copolymers of acrylic acid, polymethylmethacrylate or any other polymers polymerizable by a high-pressure free radical process, polyvinylchloride, polybutene-1, isotactic polybutene, ABS resins, elastomers such as ethylene-propylene rubber (EPR), vulcanized EPR, EPDM, block copolymer elastomers such as SBS, nylons (polyamides), polycarbonates, PET resins, crosslinked polyethylene, copolymers of ethylene and vinyl alcohol (EVOH), polymers of aromatic monomers such as polystyrene, poly-1 esters, high molecular weight polyethylene having a density of 0.94 to 0.98 g/cm³ low molecular weight polyethylene having a density of 0.94 to 0.98 g/cm³, graft copolymers generally, polyacrylonitrile homopolymer or copolymers, thermoplastic polyamides, polyacetal, polyvinylidene fluoride and other fluorinated elastomers, polyethylene glycols and polyisobutylene.

In a preferred embodiment the olefin polymer of this invention, preferably the polypropylene polymer of this invention, is present in the blend at from 10 to 99 weight %, based upon the weight of the polymers in the blend, preferably 20 to 95 weight %, even more preferably at least 30 to 90 weight %, even more preferably at least 40 to 90 weight %, even more preferably at least 50 to 90 weight %, even more preferably at least 60 to 90 weight %, even more preferably at least 70 to 90 weight %.

The blends described above may be produced by mixing the two or more polymers together, by connecting reactors together in series to make reactor blends or by using more than one catalyst in the same reactor to produce multiple species of polymer. The polymers can be mixed together prior to being put into the extruder or may be mixed in an extruder. Any of the above polymers, including the polymers produced by this invention, may be functionalized. Preferred functional groups include maleic acid and maleic anhydride. By functionalized is meant that the polymer has been contacted with an unsaturated acid or anhydride. Preferred unsaturated acids or anhydrides include any unsaturated organic compound containing at least one double bond and at least one carbonyl group. Representative acids include carboxylic acids, anhydrides, esters and their salts, both metallic and non-metallic. Preferably the organic compound contains an ethylenic unsaturation conjugated with a carbonyl group (—C=O). Examples include maleic, fumaric, acrylic, methacrylic, itaconic, crotonic, alpha.methyl crotonic, and cinnamic acids as well as their anhydrides, esters and salt derivatives. Maleic anhydride is particularly preferred. The unsaturated acid or anhydride is preferably present at about 0.1 weight % to about 10 weight %, preferably at about 0.5 weight % to about 7 weight %, even more preferably at about 1 to about 4 weight %, based upon the weight of the hydrocarbon resin and the unsaturated acid or anhydride.

In a preferred embodiment the unsaturated acid or anhydride comprises a carboxylic acid or a derivative thereof selected from the group consisting of unsaturated carboxylic acids, unsaturated carboxylic acid derivatives selected from esters, imides, amides, anhydrides and cyclic acid anhydrides or mixtures thereof.

Applications

For purposes of this invention and the claims thereto, the following tests are used, unless otherwise indicated.

Tensile strength, Tensile strength at break and elongation at break are measured by ASTM D 1708. Elongation at break is also called strain at break or percent elongation.

Peel strength—ASTM D-1876 (also referred to as Peel adhesion at 180° peel angle, 180° peel strength, 180° peel adhesion, T-Peel strength, T-Peel.)

Dynamic Storage modulus also called storage modulus is G'. Creep resistance ASTM D-2293

Rolling Ball Tack PSTC 6

Hot Shear Strength is determined by suspending a 1000 gram weight from a 25 mm wide strip of MYLAR polyester film coated with the polymer or adhesive formulation which is adhered to a stainless steel plate with a contact area of 12.5 mm×25 mm. The sample is placed in a ventilated oven at 40° C. time is recorded until stress failure occurs.

Probe tack (also called Polyken probe tack) ASTM D 2979 Holding Power—PSTC 7, also called Shear adhesion or Shear strength?

Density—ASTM D792 at 25° C.

Gardner color ASTM D 1544-68.

SAFT is also called heat resistance.

Tensile Strength Modulus at 100% elongation and Young's Modulus are determined according to ASTM E-1876.

Luminance is the reflectance "Y" in the CIE color coordinates as determined by ASTM D 1925 divided by 100.

The polymer product of this invention or formulations thereof may then be applied directly to a substrate or may be sprayed thereon, typically the polymer is molten. Spraying is defined to include atomizing, such as producing an even dot pattern, spiral spraying such as Nordson Controlled Fiberization or oscillating a stretched filament like is done in the ITW Dynafiber/Omega heads or Summit technology from Nordson, as well as melt blown techniques. Melt blown techniques are defined to include the methods described in U.S. Pat. No. 5,145,689 or any process where air streams are used to break up filaments of the extrudate and then used to deposit the broken filaments on a substrate. In general, melt blown techniques are processes that use air to spin hot melt adhesive fibers and convey them onto a substrate for bonding. Fibers sizes can easily be controlled from 20-200 microns by changing the melt to air ratio. Few, preferably no, stray fibers are generated due to the inherent stability of adhesive melt blown applicators. Under UV light the bonding appears as a regular, smooth, stretched dot pattern. Atomization is a process that uses air to atomize hot melt adhesive into very small dots and convey them onto a substrate for bonding.

Lamination Melt Coating

The adhesives of this invention can be used in any adhesive application, including but not limited to disposables, packaging, laminates, pressure sensitive adhesives, tapes labels, wood binding, paper binding, non-wovens, road marking, reflective coatings, and the like.

In a preferred embodiment the adhesives of this invention can be used for disposable diaper and napkin chassis construction, elastic attachment in disposable goods converting, packaging, labeling, bookbinding, woodworking, and other assembly applications. Particularly preferred applications include: baby diaper leg elastic, diaper frontal tape, diaper

standing leg cuff, diaper chassis construction, diaper core stabilization, diaper liquid transfer layer, diaper outer cover lamination, diaper elastic cuff lamination, feminine napkin core stabilization, feminine napkin adhesive strip, industrial filtration bonding, industrial filter material lamination, filter mask lamination, surgical gown lamination, surgical drape lamination, and perishable products packaging.

The adhesives described above may be applied to any substrate. Preferred substrates include wood, paper, cardboard, plastic, thermoplastic, rubber, metal, metal foil (such as aluminum foil and tin foil), metallized surfaces, cloth, non-wovens (particularly polypropylene spun bonded fibers or non-wovens), spun bonded fibers, cardboard, stone, plaster, glass (including silicon oxide (SiO_x) coatings applied by evaporating silicon oxide onto a film surface), foam, rock, ceramics, films, polymer foams (such as polyurethane foam), substrates coated with inks, dyes, pigments, PVDC and the like or combinations thereof.

Additional preferred substrates include polyethylene, polypropylene, polyacrylates, acrylics, polyethylene terephthalate, or any of the polymers listed above as suitable for blends.

Any of the above substrates, and/or the polymers of this invention, may be corona discharge treated, flame treated, electron beam irradiated, gamma irradiated, microwaved, or silanized.

The adhesives produced herein, when coated in some fashion between two adherends, preferably perform such that the materials are held together in a sufficient fashion compared to a standard specification or a standard adhesive similarly constructed.

The polymer product of this invention may be used in any adhesive application described in WO 97/33921 in combination with the polymers described therein or in place of the polymers described therein.

The polymer product of this invention, alone or in combination with other polymers and or additives, may also be used to form hook and loop fasteners as described in WO 02/35956.

Characterization and Tests

Molecular weights (number average molecular weight (Mn), weight average molecular weight (Mw), and z-average molecular weight (Mz)) are determined using a Waters 150 Size Exclusion Chromatograph (SEC) equipped with a differential refractive index detector (DRI), an online low angle light scattering (LALLS) detector and a viscometer (VIS). The details of the detector calibrations have been described elsewhere [Reference: T. Sun, P. Brant, R. R. Chance, and W. W. Graessley, *Macromolecules*, Volume 34, Number 19, 6812-6820, (2001)]; attached below are brief descriptions of the components.

The SEC with three Polymer Laboratories PLgel 10 mm Mixed-B columns, a nominal flow rate 0.5 cm³/min, and a nominal injection volume 300 microliters is common to both detector configurations. The various transfer lines, columns and differential refractometer (the DRI detector, used mainly to determine eluting solution concentrations) are contained in an oven maintained at 135° C.

The LALLS detector is the model 2040 dual-angle light scattering photometer (Precision Detector Inc.). Its flow cell, located in the SEC oven, uses a 690 nm diode laser light source and collects scattered light at two angles, 15° and 90°. Only the 15° output was used in these experiments. Its signal is sent to a data acquisition board (National Instruments) that accumulates readings at a rate of 16 per second. The lowest four readings are averaged, and then a proportional signal is

sent to the SEC-LALLS-VIS computer. The LALLS detector is placed after the SEC columns, but before the viscometer.

The viscometer is a high temperature Model 150R (Viscotek Corporation). It consists of four capillaries arranged in a Wheatstone bridge configuration with two pressure transducers. One transducer measures the total pressure drop across the detector, and the other, positioned between the two sides of the bridge, measures a differential pressure. The specific viscosity for the solution flowing through the viscometer is calculated from their outputs. The viscometer is inside the SEC oven, positioned after the LALLS detector but before the DRI detector.

Solvent for the SEC experiment was prepared by adding 6 grams of butylated hydroxy toluene (BHT) as an antioxidant to a 4 liter bottle of 1,2,4 Trichlorobenzene (TCB) (Aldrich Reagent grade) and waiting for the BHT to solubilize. The TCB mixture was then filtered through a 0.7 micron glass pre-filter and subsequently through a 0.1 micron Teflon filter. There was an additional online 0.7 micron glass pre-filter/0.22 micron Teflon filter assembly between the high pressure pump and SEC columns. The TCB was then degassed with an online degasser (Phenomenex, Model DG-4000) before entering the SEC.

Polymer solutions were prepared by placing dry polymer in a glass container, adding the desired amount of TCB, then heating the mixture at 160° C. with continuous agitation for about 2 hours. All quantities were measured gravimetrically. The TCB densities used to express the polymer concentration in mass/volume units are 1.463 g/ml at room temperature and 1.324 g/ml at 135° C. The injection concentration ranged from 1.0 to 2.0 mg/ml, with lower concentrations being used for higher molecular weight samples.

Prior to running each sample the DRI detector and the injector were purged. Flow rate in the apparatus was then increased to 0.5 ml/minute, and the DRI was allowed to stabilize for 8-9 hours before injecting the first sample. The argon ion laser was turned on 1 to 1.5 hours before running samples by running the laser in idle mode for 20-30 minutes and then switching to full power in light regulation mode.

The branching index was measured using SEC with an on-line viscometer (SEC-VIS) and are reported as g' at each molecular weight in the SEC trace. The branching index g' is defined as:

$$g' = \frac{\eta_b}{\eta_l}$$

where η_b is the intrinsic viscosity of the branched polymer and η_l is the intrinsic viscosity of a linear polymer of the same viscosity-averaged molecular weight (M_v) as the branched polymer. $\eta_l = KM_v^\alpha$, K and α are measured values for linear polymers and should be obtained on the same SEC-DRI-LS-VIS instrument as the one used for branching index measurement. For polypropylene samples presented in this invention, $K=0.0002288$ and $\alpha=0.705$ were used. The SEC-DRI-LS-VIS method obviates the need to correct for polydispersities, since the intrinsic viscosity and the molecular weight are measured at individual elution volumes, which arguably contain narrowly dispersed polymer. Linear polymers selected as standards for comparison should be of the same viscosity average molecular weight and comonomer content. Linear character for polymer containing C2 to C10 monomers is confirmed by Carbon-13 NMR the method of Randall (Rev. Macromol. Chem. Phys., C29 (2&3), p. 285-297).

Linear character for C11 and above monomers is confirmed by GPC analysis using a MALLS detector. For example, for a copolymer of propylene, the NMR should not indicate branching greater than that of the co-monomer (i.e. if the comonomer is butene, branches of greater than two carbons should not be present). For a homopolymer of propylene, the GPC should not show branches of more than one carbon atom. When a linear standard is desired for a polymer where the comonomer is C9 or more, one can refer to T. Sun, P. Brant, R. R. Chance, and W. W. Graessley, *Macromolecules*, Volume 34, Number 19, 6812-6820, (2001) for protocols on determining standards for those polymers. In the case of syndiotactic polymers, the standard should have a comparable amount of syndiotacticity as measured by Carbon 13 NMR.

In another embodiment the polymer produced by this invention has a molecular weight distribution (M_w/M_n) of at least 2, preferably at least 5, preferably at least 10, even more preferably at least 20.

In another embodiment the polymer produced may have a unimodal, bimodal, or multimodal molecular weight distribution (M_w/M_n) distribution of polymer species as determined by Size Exclusion Chromatography (SEC). By bimodal or multimodal is meant that the SEC trace has more than one peak or inflection points. An inflection point is that point where the second derivative of the curve changes in sign (e.g., from negative to positive or vice versa).

Peak melting point (T_m), peak crystallization temperature (T_c), heat of fusion and crystallinity were determined using the following procedure according to ASTM E 794-85. Differential scanning calorimetric (DSC) data was obtained using a TA Instruments model 2920 machine. Samples weighing approximately 7-10 mg were sealed in aluminum sample pans. The DSC data was recorded by first cooling the sample to -50° C. and then gradually heating it to 200° C. at a rate of 10° C./minute. The sample is kept at 200° C. for 5 minutes before a second cooling-heating cycle is applied. Both the first and second cycle thermal events are recorded. Areas under the curves were measured and used to determine the heat of fusion and the degree of crystallinity. The percent crystallinity is calculated using the formula, [area under the curve (Joules/gram)/B (Joules/gram)]* 100, where B is the heat of fusion for the homopolymer of the major monomer component. These values for B are to be obtained from the Polymer Handbook, Fourth Edition, published by John Wiley and Sons, New York 1999. A value of 189 J/g (B) was used as the heat of fusion for 100% crystalline polypropylene. For polymers displaying multiple melting or crystallization peaks, the highest melting peak was taken as peak melting point, and the highest crystallization peak was taken as peak crystallization temperature.

The glass transition temperature (T_g) was measured by ASTM E 1356 using a TA Instrument model 2920 machine.

Polymer samples for ^{13}C NMR spectroscopy were dissolved in d_2 -1,1,2,2-tetrachloroethane and the samples were recorded at 125° C. using a NMR spectrometer of 75 or 100 MHz. Polymer resonance peaks are referenced to $m_{mm} = 21.8$ ppm. Calculations involved in the characterization of polymers by NMR follow the work of F. A. Bovey in "Polymer Conformation and Configuration" Academic Press, New York 1969 and J. Randall in "Polymer Sequence Determination, Carbon-13 NMR Method", Academic Press, New York, 1977. The percent of methylene sequences of two in length, $\%(CH_2)_2$, were calculated as follows: the integral of the methyl carbons between 14-18 ppm (which are equivalent in concentration to the number of methylenes in sequences of two in length) divided by the sum of the integral of the

methylene sequences of one in length between 45-49 ppm and the integral of the methyl carbons between 14-18 ppm, times 100. This is a minimum calculation for the amount of methylene groups contained in a sequence of two or more since methylene sequences of greater than two have been excluded. Assignments were based on H. N. Cheng and J. A. Ewen, *Makromol. Chem.* 1989, 190, 1931.

Ethylene content of a polymer can be measured as follows. A thin homogeneous film is pressed at a temperature of about 150° C. or greater, then mounted on a Perkin Elmer PE 1760 infrared spectrophotometer. A full spectrum of the sample from 600 cm⁻¹ to 4000 cm⁻¹ is recorded and the monomer weight percent of ethylene can be calculated according to the following equation: Ethylene wt % = 82.585 - 111.987X + 30.045 X², wherein X is the ratio of the peak height at 1155 cm⁻¹ and peak height at either 722 cm⁻¹ or 732 cm⁻¹, whichever is higher. The concentrations of other monomers in the polymer can also be measured using this method.

Adhesive Testing

SAFT (modified D4498) measures the ability of a bond to withstand an elevated temperature rising at 10° F. (5.5° C.)/15 min., under a constant force that pulls the bond in the shear mode. Bonds were formed in the manner described above (1 inch by 3 inch (2.5 cm×7.6 cm) (on Kraft paper). The test specimens were suspended vertically in an oven at room temperature with a 500 gram load attached to the bottom. The temperatures at which the weight fell was recorded (when the occasional sample reached temperatures above the oven capacity >265° F. (129° C.) it was terminated and averaged in with the other samples at termination temperature).

Set time is defined as the time it takes for a compressed adhesive substrate construct to fasten together enough to give substrate fiber tear when pulled apart, and thus the bond is sufficiently strong to remove the compression. The bond will likely still strengthen upon further cooling, however, it no longer requires compression. These set times were measured by placing a molten dot of adhesive on to a file folder substrate taped to a flat table. A file folder tab (1 inch by 3 inch (2.5 cm×7.6 cm) was placed upon the dot 3 seconds later and compressed with a 500 gram weight. The weight was allowed to sit for about 0.5 to about 10 seconds. The construct thus formed was pulled apart to check for a bonding level good enough to produce substrate fiber tear. The set time was recorded as the minimum time required for this good bonding to occur. Standards were used to calibrate the process.

Once a construct has been produced it can be subjected to various insults in order to assess the effectiveness of the bond. Once a bond fails to a paper substrate a simple way to quantify the effectiveness is to estimate the area of the adhesive dot that retained paper fibers as the construct failed along the bond line. This estimate is called percent substrate fiber tear. An example of good fiber, after conditioning a sample for 15 hours at -12° C. and attempting to destroy the bond, would be an estimate of 80-100% substrate fiber tear. It is likely that 0% substrate fiber tear under those conditions would signal a loss of adhesion.

Shore A hardness was measured according to ASTM 2240. An air cooled dot of adhesive was subjected to the needle and the deflection was recorded from the scale.

Dot T-Peel was determined according to ASTM D 1876, except that the specimen was produced by combining two 1 inch by 3 inch (2.54 cm×7.62 cm) substrate cut outs with a dot of adhesive with a volume that, when compressed under a 500 gram weight occupied about 1 square inch of area (1 inch=2.54 cm). Once made all the specimens were pulled apart in side by side testing (at a rate of 2 inches per minute) by a machine that records the destructive force of the insult

being applied. The maximum force achieved for each sample tested was recorded and averaged, thus producing the Average Maximum Force which is reported as the Dot T-Peel.

Adhesive Melt Viscosity (ASTM D-3236): Melt viscosity profiles are typically measured at temperatures from 120° C. to 190° C. using a Brookfield Thermosel viscometer and a number 27 spindle.

Peel Strength (modified ASTM D1876): Substrates (1×3 inches (25×76 mm)) are heat sealed with adhesive film (5 mils (130 μm) thickness) at 135° C. for 1 to 2 seconds and 40 psi (0.28 MPa) pressure. Bond specimens were peeled back in a tensile tester at a constant crosshead speed of 2 in/min (51 mm/min). The average force required to peel the bond (5 specimens) apart is recorded.

Shear Adhesion Fail Temperature (SAFT) (modified ASTM D4498) measures the ability of the bond to withstand an elevated temperature rising at 10° F. (5.5° C.)/15 min. under a constant force that pulls the bond in the shear mode. Bonds 1 inch by 1 inch (Kraft paper) (25 mm×25 mm) were formed of adhesive by heat sealing as in procedure “(b)” above for 1.5 s. The test specimens were suspended vertically in an oven at 32° C. with a 500 g load attached to the bottom. The temperature at which the weight falls is recorded. Adhesives possessing high failure temperature are essential for the assembly of packaging goods that are often subjected to very high temperatures during storage and shipping.

Peel Adhesion Failure Temperature (PAFT) was determined using following procedure modified according to the procedure of TAPPIT814 PM-77. Two sheets of 6"×12" Kraft paper were laminated together with a one inch strip of molten adhesive heated to 177° C. The laminated sheet was trimmed and cut into 1-inch wide strips. These strips were placed in an oven with a 100-gram of weight hanging in a peel mode. The over temperature increased at a rate of 30° C. per hour. The sample were hung from a switch that trips when the samples fail to record the temperature of failure.

Low Temperature Substrate Fiber Tear: Kraft paper bonds are prepared as in procedure “(b)” above. The bond specimens are placed in a freezer or refrigerator to obtain the desired test temperature. The bonds are separated by hand and a determination made as to the type of failure observed. The amount of substrate fiber tear is expressed in percentage. “SF” indicates substrate failure.

Cloud point is determined by heating the adhesive blends to 121° C. and applying a small bead (approximately 1 gram) of the molten adhesive to the bulb of an ASTM thermometer. The temperature at which the molten adhesive clouds over is then noted. These measures of cloud point provide an indication of a hot melt's overall compatibility, i.e., the compatibility of the individual ingredients with each other.

Compression Molding: Plaques suitable for physical property testing were compression molded on a Carver hydraulic press. 6.5 g of polymer was molded between brass plates (0.05" thick) lined with Teflon™ coated aluminum foil. A 0.033" thick chase with a square opening 4"×4" was used to control sample thickness. After one minute of preheat at 170° or 180° C., under minimal pressure, the hydraulic load was gradually increased to ~10,000-15,000 lbs. at which it was held for three minutes. Subsequently the sample and molding plates were cooled for three minutes under ~10,000 to 15,000 lbs. load between the water cooled platens of the press. Plaques were allowed to equilibrate at room temperature for a minimum of two days prior to physical property testing.

Unidirectional Tensile Testing: Dogbones for tensile testing were cut from compression molded plaques using a mallet handle die. Specimen dimensions were those specified in ASTM D 1708. Tensile properties were measured on an

Instron™ model 4502 equipped with a 22.48 lb. load cell and pneumatic jaws fitted with serrated grip faces. Deformation was performed at a constant crosshead speed of 5.0 in/min with a data sampling rate of 25 points/second. Jaw separation prior to testing was 0.876", from which strains were calculated assuming affine deformation. Initial modulus, stress and strain at yield (where evident), peak stress, tensile strength at break, and strain at break were calculated. A minimum of five specimens from each plaque was tested, the results being reported as the average value. All stresses quoted were calculated based upon the original cross-sectional area of the specimen, taking no account of reduced cross-section as a function of increasing strain.

The rheological properties (G' , G'') were determined on ARES instrument manufactured by Rheometric Scientific, Piscataway, N.J. The polymers were first melted and then cooled down at 1° C./min. Dynamic moduli were recorded during the cooling, starting from a temperature higher than the melting point of the material by at least 30° C. down to about 80° C. The output of the test is therefore the evolution of the storage modulus G' , the loss modulus G'' , as well as the ratio $\tan \delta = G''/G'$ as a function of temperature. Measurements were made at a constant frequency of 10 rad/s and 20 percent of strain, using a 12.5 mm diameter plate-and-plate geometry.

EXAMPLES

General

All polymerizations were performed in a liquid filled, single-stage continuous reactor using mixed metallocene catalyst systems. The reactor was a 0.5-liter stainless steel autoclave reactor and was equipped with a stirrer, a water cooling/steam heating element with a temperature controller, and a pressure controller. Solvents, propylene, and comonomers (such as butene and hexene), if present, were first purified by passing through a three-column purification system. The purification system consists of an Oxiclear column (Model #RGP-R1-500 from Labclear) followed by a 5A and a 3A molecular sieve columns. Purification columns were regenerated periodically whenever there is evidence of lower activity of polymerization. Both the 3A and 5A molecular sieve columns were regenerated in-house under nitrogen at a set temperature of 260° C. and 315° C. respectively. The molecular sieve material was purchased from Aldrich. Oxiclear column was regenerated in the original manufacture. Purified ethylene from in-house supply was fed into the manifold then the reactor through a Brookfield mass flow controller. The ethylene was delivered as a gas solubilized in the chilled solvent/monomer mixture. The purified solvents and monomers were then chilled to about -15° C. by passing through a chiller before fed into the reactor through a manifold. Solvent and monomers were mixed in the manifold and fed into reactor through a single tube. All liquid flow rates are measured using Brookfield mass flow meters or Micro-Motion Coriolis-type flow meters.

Unless otherwise noted the catalysts compounds were obtained from Albemarle.

The catalyst compounds used to produce semi-crystalline polypropylene were rac-dimethylsilylbis(2-methyl-4-phenylindenyl)zirconium dichloride, rac-dimethylsilylbis(2-methyl-4-phenylindenyl)zirconium dimethyl, rac-dimethylsilylbis(2-methylindenyl)zirconium dimethyl, rac-dimethylsilylbis(indenyl)hafnium dimethyl, and rac-1,2-ethylene-bis(4,7-dimethylindenyl)hafnium dimethyl (obtained from Boulder Scientific Company).

The catalyst compounds used to produce amorphous polypropylene were dimethylsilyl(tetramethylcyclopentadi-

enyl)(cyclododecylamido)titanium dichloride, dimethylsilyl(tetramethylcyclopentadienyl)(cyclododecylamido)titanium dimethyl, dimethylsilyl(tert-butylamido)(tetramethylcyclopentadienyl) titanium dimethyl (obtained from Boulder Scientific Company), [di(p-triethylsilylphenyl)methylene](cyclopentadienyl)(3,8-di-t-butylfluorenyl)hafnium dimethyl (produced according to the examples in U.S. Pat. No. 6,528,670) and dimethylsilyl(tetramethylcyclopentadienyl)(N-1-adamantyl)titanium dimethyl (produced according to the examples in U.S. Pat. No. 5,955,625).

Dimethylsilyl(tetramethylcyclopentadienyl)(cyclododecylamido)titanium dichloride was made according to the examples in U.S. Pat. No. 5,057,475. The dimethyl version was obtained by dimethylation of the dichloride version.

Rac-Dimethylsilylbis(2-methyl-4-phenylindenyl)zirconium dichloride and dimethylsilyl(tetramethylcyclopentadienyl)(cyclododecylamido)titanium dichloride were activated with MAO (methylalumoxane). Rac-1,2-ethylenebis(4,7-dimethylindenyl)hafnium dimethyl was preactivated with trityl tetrakis(pentafluorophenyl)borate (obtained from Single-Site Catalysts, LLC). The rest of the catalysts were preactivated with N,N-dimethylanilinium tetrakis(pentafluorophenyl)borate (obtained from Albemarle). For catalyst systems with preactivation, the catalysts were activated with cocatalyst at a molar ratio of 1:1 to 1:1.1 in 700 ml of toluene at least 10 minutes prior to the polymerization reaction. The catalyst systems were diluted to a concentration of catalyst ranging from 0.2 to 1.4 mg/ml in toluene. The catalyst solution was used for all polymerization runs carried out in the same day. New batch of catalyst solution was prepared in case that more than 700 ml of catalyst solution was consumed in one day. Each catalyst solution was pumped through separate lines. Catalysts were mixed in a manifold, and then fed into the reactor through a single line. In methylalumoxane activated systems, 280 ml of methylalumoxane (MAO, 10 wt. % in toluene, from Albemarle) was diluted in 1000 ml of toluene, and the solution was stored in a 5-liter stainless cylinder. Catalysts were diluted to a concentration ranging from 0.2 to 1.4 mg/ml in toluene. Each catalyst solution and the methylalumoxane solution were pumped through separate lines. Catalysts and MAO were mixed in a manifold, and then fed into the reactor through a single line. The connecting tube between the catalyst manifold and reactor inlet was about 1 meter long.

All catalyst solutions were kept in an inert atmosphere with <1.5 ppm water content and fed into reactor by metering pumps. Catalyst and monomer contacts took place in the reactor. Catalyst pumps were calibrated periodically using toluene as the calibrating medium. Catalyst concentration in the feed was controlled through changing the catalyst concentration in catalyst solution and/or changing in the pumping rate of catalyst solution. The pumping rate of catalyst solution varied in a range of 0.2 to 5 ml/minute.

As an impurity scavenger, 55 ml of tri-iso-butyl aluminum (25 wt. % in toluene, Akzo Noble) was diluted in 22.83 kilogram of hexane. The diluted tri-iso-butyl aluminum solution was stored in a 37.9-liter cylinder under nitrogen blanket. The solution was used for all polymerization runs until about 90% of consumption, then a new batch was prepared. Pumping rates of the tri-iso-butyl aluminum solution varies from polymerization reaction to reaction, ranging from 0 (no scavenger) to 4 ml per minutes.

For polymerization reactions involving alpha, omega-dienes, 1,9-decadiene was diluted to a concentration ranging from 4.8 to 9.5 vol. % in toluene. The diluted solution was then fed into reactor by a metering pump through a comonomer line. (The 1,9-decadiene was obtained from Aldrich and

was purified by first passing through alumina activated at high temperature under nitrogen, followed by molecular sieve activated at high temperature under nitrogen.)

The reactor was first cleaned by continuously pumping solvent (e.g., hexane) and scavenger through the reactor system for at least one hour at a maximum allowed temperature (about 150° C.). After cleaning, the reactor was heated/cooled to the desired temperature using water/steam mixture flowing through the reactor jacket and controlled at a set pressure with controlled solvent flow. Monomers and catalyst solutions were then fed into the reactor when a steady state of operation was reached. An automatic temperature control system was used to control and maintain the reactor at a set temperature. Onset of polymerization activity was determined by observations of a viscous product and lower temperature of water-steam mixture. Once the activity was established and system

hours. The vacuum oven dried samples were weighed to obtain yields. All the reactions were carried out at a pressure of 2.41 MPa-g and in the temperature range of 45 to 130° C.

Examples 1-4

Four samples were made with rac-dimethylsilylbis(2-methyl-4-phenylindenyl)zirconium dimethyl and dimethylsilyl (tetramethylcyclopentadienyl) (cyclododecylamido)titanium dimethyl at a temperature 115° C. over a range of catalyst ratios. The polymerization reactions followed the general procedure described above. The detailed experimental conditions and results are presented in Table 1.

TABLE 1

Example	1	2	3	4
Catalyst #1	A	A	A	A
Catalyst #1 feed rate (mole/min)	4.83E-06	3.66E-06	3.00E-06	2.68E-06
Catalyst #2	B	B	B	B
Catalyst #2 feed rate (mole/min)	3.64E-07	3.64E-07	3.64E-07	3.64E-07
Propylene feed rate (g/min)	14	14	14	14
Hexane feed rate (ml/min)	90	90	90	90
Polymerization temp (° C.)	115	115	115	115
Mn (kg/mol)	19.1	18.2	16.4	16.9
Mw (kg/mol)	31	28.3	25.7	26.7
Mz (kg/mol)	66.1	52.4	46.9	53.1
g' @ Mz	1.02	0.99	0.96	0.9
Tc (° C.)	90.5	98.8	97.7	97.1
Tm (° C.)	140.5	143.2	143.8	142.8
Tg (° C.)	-17.7	-10.4	-10.4	-11.3
Heat of fusion (J/g)	21.7	25.7	34.7	35.1
Viscosity @ 190° C. (cps)	1540	1340	1240	798
Conversion (%)	95.3	89.6	87.1	92.8
Catalyst activity (kg polymer/g catalyst)	5.7	6.9	8.0	9.4

Catalysts:

A = dimethylsilyl (tetramethylcyclopentadienyl) (cyclododecylamido) titanium dimethyl

B = rac-dimethylsilyl bis(2-methyl-4-phenylindenyl) zirconium dimethyl

reached equilibrium, the reactor was lined out by continuing operating the system under the established condition for a time period of at least five times of mean residence time prior to sample collection. The resulting mixture, containing mostly solvent, polymer and unreacted monomers, was collected in a collection box after the system reached a steady state operation. The collected samples were first air-dried in a hood to evaporate most of the solvent, and then dried in a vacuum oven at a temperature of about 90° C. for about 12

Examples 5-8

Four samples were made with rac-dimethylsilylbis(2-methyl-4-phenylindenyl)zirconium dimethyl and dimethylsilyl (tetramethylcyclopentadienyl)(t-butylamido)titanium dimethyl at a temperature of 100° C. over a range of catalyst ratio. The polymerization reactions followed the general procedure described above. The detailed experimental conditions and results are presented in Table 2.

TABLE 2

Example	5	6	7	8
Catalyst #1	F	F	F	F
Catalyst #1 feed rate (mole/min)	4.92E-06	4.92E-06	4.92E-06	4.92E-06
Catalyst #2	B	B	B	B
Catalyst #2 feed rate	5.67E-07	8.50E-07	1.13E-06	1.42E-06

TABLE 2-continued

Example	5	6	7	8
(mole/min)				
Propylene feed rate (g/min)	14	14	14	14
Hexane feed rate (ml/min)	90	90	90	90
Polymerization temperature (° C.)	100	100	100	100
Mn (kg/mol)	12.1	11.9	8.8	12.4
Mw (kg/mol)	29.4	30.7	26.3	28
Mz (kg/mol)	84.3	81.6	80.7	84.7
g' @ Mz	0.93	0.88	0.87	0.84
Tc (° C.)	95.8	98.4	96.1	95.8
Tm (° C.)	145.2	145.7	143.3	143.0
Tg (° C.)	-9.6	-10.4	-11.1	-10.0
Heat of fusion (J/g)	21.4	32.4	30.0	33.0
Viscosity @ 190° C. (cps)	1100	1040	840	675
Conversion (%)	88.63	91.73	68.09	77.23
Catalyst activity (kg polymer/g catalyst)	6.38	6.08	4.18	4.42

Catalysts:

B = rac-dimethylsilyl bis(2-methyl-4-phenylindenyl) zirconium dimethyl

F = dimethylsilyl(tetramethylcyclopentadienyl)(tert-butylamido) titanium dimethyl

Examples 9-15

25

Seven samples were made with dimethylsilylbis(indenyl)hafnium dimethyl and dimethylsilyl(tetramethylcyclopentadienyl)(cyclododecylamido)titanium dimethyl over a range of temperatures. The polymerization reactions followed the general procedure described above. The detailed experimental conditions and results are presented in Table 3. The data show that temperature has appreciable effects on crystallinity, Mw, Mw/Mn, and level of branching. The population can also be manipulated through reaction temperatures since the reaction kinetics of each catalyst has unique response to polymerization temperatures.

Examples 16-19

Four samples were made with rac-dimethylsilylbis(indenyl)hafnium dimethyl and dimethylsilyl(tetramethylcyclopentadienyl)(cyclododecylamido)titanium dimethyl at a temperature of 100° C. and various catalyst ratios. The polymerization reactions followed the general procedure described above. The detailed experimental conditions and results are presented in Table 4. The data show that catalyst ratios have appreciable effects on crystallinity, Mw, Mw/Mn, and level of branching. The population can also be manipulated through reaction temperatures since the reaction kinetics of each catalyst has unique response to polymerization temperatures.

TABLE 3

	Example						
	9	10	11	12	13	14	15
Catalyst #1	A	A	A	A	A	A	A
Catalyst #1 feed rate (mole/min)	5.22E-06	5.22E-06	5.22E-06	5.22E-06	5.22E-06	5.22E-06	5.22E-06
Catalyst #2	C	C	C	C	C	C	C
Catalyst #2 feed rate (mole/min)	1.31E-06	1.31E-06	1.31E-06	1.31E-06	1.31E-06	1.31E-06	1.31E-06
Propylene feed rate (g/min)	14	14	14	14	14	14	14
Hexane feed rate (ml/min)	90	90	90	90	90	90	90
Polymerization temperature (° C.)	110	105	100	95	90	85	80
Mn (kg/mol)	8.5	8.2	9.8	11.1	22.5	26.6	30.9
Mw (kg/mol)	15.7	17.1	19.8	23.5	41.1	46.9	55.8
Mz (kg/mol)	30.6	37.9	42.2	40.4	79.8	84.8	95.5
g' @Mz	1	0.97	0.95	0.97	0.98	0.97	0.98
Tc (° C.)	22.8	31.6	40.5	47.8	53.5	61.0	64.8
Tm (° C.)	74.7	82.3	87.4	94.3	103.3	107.7	113.7
Tg (° C.)	-15.5	-13.0	-12.0	-10.0	-7.5	-7.5	-6.0
Heat of fusion (J/g)	14.4	16.6	21.5	26.0	21.0	27.8	26.7
Viscosity @190° C. (cps)	227	272	441	813	5280	7250	15400

Catalysts:

A = dimethylsilyl (tetramethylcyclopentadienyl) (cyclododecylamido) titanium dimethyl

C = rac-dimethylsilyl bis (indenyl) hafnium dimethyl

TABLE 4

Example	16	17	18	19
Catalyst #1	A	A	A	A
Catalyst #1 feed rate (mole/min)	8.49E-07	8.49E-07	8.49E-07	8.49E-07
Catalyst #2	C	C	C	C
Catalyst #2 feed rate (mole/min)	5.51E-07	8.26E-07	1.28E-06	1.93E-06
Propylene feed rate (g/min)	14	14	14	14
Hexane feed rate (ml/min)	90	90	90	90
Polymerization temperature (° C.)	100	100	100	100
Mn (kg/mol)	17.1	14.1	9.6	7.3
Mw (kg/mol)	28	20.7	14.3	10.6
Mz (kg/mol)	65	37.6	24.9	18.2
g' @ Mz	1.05	0.97	0.92	0.94
Tc (° C.)	61.2	55.2	30.8	28.8
Tm (° C.)	107.3	97.6	76.9	64.3
Tg (° C.)	-8.9	-14.5	-15.3	-14.6
Heat of fusion (J/g)	29.9	31.2	19.9	7.6
Viscosity @ 190° C. (cps)	1355	412	165	87
Conversion (%)	86.20	91.89	100.56	97.90
Catalyst activity (kg polymer/g catalyst)	18.74	16.49	13.97	10.34

Catalysts:

A = dimethylsilyl (tetramethylcyclopentadienyl) (cyclododecylamido) titanium dimethyl

C = rac-dimethylsilyl bis (indenyl) hafnium dimethyl

Examples 20-34

Fifteen samples were made with rac-dimethylsilylbis(2-methyl-4-phenylindenyl)zirconium dimethyl and dimethylsilyl(tetramethylcyclopentadienyl) (cyclododecylamido)tita-

30

niun dimethyl catalysts, following the general procedure described above with the exception that a small quantity of 1,9-decadiene was fed as the diolefin monomer along with propylene as the alpha-olefin monomer. The detailed experimental conditions and results are presented in Tables 5 and 6.

TABLE 5

Example	20	21	22	23	24
Catalyst #1	A	A	A	A	A
Catalyst #1 feed rate (mole/min)	6.53E-06	6.53E-06	6.53E-06	6.53E-06	6.53E-06
Catalyst #2	B	B	B	B	B
Catalyst #2 feed rate (mole/min)	6.92E-07	3.64E-07	3.64E-07	2.19E-07	2.19E-07
Propylene feed rate (g/min)	14	14	14	8.3	10
1,9 decadiene feed rate (ml/min)	0.19	0.19	0.19	0.13	0.13
Hexane feed rate (ml/min)	90	90	90	90	90
Polymerization temperature (° C.)	120	125	120	120	110
Mn (kg/mol)	15.6	14.7	14.3	—	—
Mw (kg/mol)	23	24.6	29.5	—	—
Mz (kg/mol)	55.2	64.2	85	—	—
g' @ Mz	0.85	0.91	0.85	—	—
Tc (° C.)	86.5	91.8	91.8	86.5	87.6
Tm (° C.)	116.6	128.7	129.7	128.8	137.6
Tg (° C.)	-10.6	-11.1	-9.7	-9.4	-7.5
Heat of fusion (J/g)	31.8	32.1	26.0	17.0	19.4
Viscosity @ 190° C. (cps)	721	725	1240	448	2240
Conversion (%)	93.32	77.57	81.12	77.49	85.13
Catalyst activity (kg polymer/g catalyst)	4.00	3.54	3.70	2.15	2.85

TABLE 5-continued

Example	25	26	27	28	29
Catalyst #1	A	A	A	A	A
Catalyst #1 feed rate (mole/min)	5.22E-06	5.22E-06	5.22E-06	6.53E-06	6.53E-06
Catalyst #2	B	B	B	B	B
Catalyst #2 feed rate (mole/min)	7.65E-07	7.65E-07	7.65E-07	2.19E-07	4.74E-07
Propylene feed rate (g/min)	14	14	14	10	14
1,9 decadiene feed rate (ml/min)	0.24	2.24	0.19	0.13	0.19
Hexane feed rate (ml/min)	90	90	90	90	90
Polymerization temperature (° C.)	115	117	110	125	115
Mn (kg/mol)	20		23		17.3
Mw (kg/mol)	36.7		45.5		34.5
Mz (kg/mol)	111.9		104		97.1
g' @ Mz	0.68		0.75		0.75
Tc (° C.)	91.1	87.0	96.8	77.3	88.5
Tm (° C.)	136.6	133.7	134.2	130.0	136.3
Tg (° C.)	-9.6	-10.7	-9.7	-11.2	-12.4
Heat of fusion (J/g)	51.5	39.5	42.5	15.1	35.8
Viscosity @ 190° C. (cps)	880	518	1850	661	1040
Conversion (%)	92.20	89.30	96.84	80.62	91.15
Catalyst activity (kg polymer/g catalyst)	4.72	4.57	4.96	2.70	4.07

Catalysts:

A = dimethylsilyl (tetramethylcyclopentadienyl) (cyclododecylamido) titanium dimethyl

B = rac-dimethylsilyl bis(2-methyl-4-phenylindenyl) zirconium dimethyl

TABLE 6

	Example				
	30	31	32	33	34
Catalyst #1	A	A	A	A	A
Catalyst #1 feed rate (mole/min)	1.02E-06	5.22E-06	6.53E-06	6.53E-06	6.53E-06
Catalyst #2	B	B	B	B	B
Catalyst #2 feed rate (mole/min)	1.13E-07	7.65E-07	4.74E-07	6.20E-07	3.64E-07
Propylene feed rate (g/min)	14	14	14	14	14
1,9 decadiene feed rate (ml/min)	0.19	0.24	0.19	0.19	0.19
Hexane feed rate (ml/min)	90	90	90	90	90
Polymerization temperature (° C.)	115	115	110	110	115
Mn (kg/mol)	20.3	14.9	13.6	16.1	17.6
Mw (kg/mol)	96.2	34.3	30.2	30.4	36.5
Mz (kg/mol)	636.2	114.8	67.6	68.7	91.5
g' @Mz	0.46	0.72	0.95	0.88	0.85
Tc (° C.)		91.4	91.8	94.3	84.4
Tm (° C.)		129.3	140.5	140.6	137.2
Tg (° C.)		-10.0	-11.2	-8.9	-8.2
Heat of fusion (J/g)		46.9	28.3	38.4	20.8
Viscosity @ 190° C. (cps)		1030	1870	1360	2470
Conversion (%)	56.38	95.32	97.29	97.24	87.82
Catalyst activity (kg polymer/g catalyst)	15.44	4.88	4.34	4.23	4.00

Catalysts:

A = dimethylsilyl (tetramethylcyclopentadienyl) (cyclododecylamido) titanium dimethyl

B = rac-dimethylsilyl bis(2-methyl-4-phenylindenyl) zirconium dimethyl

Examples 35-39

Five samples were made with dimethylsilylbis(indenyl) hafnium dimethyl and dimethylsilyl(tetramethylcyclopentadienyl)(cyclododecylamido)titanium dimethyl over a range of temperatures from 85 to 105° C. following the general

procedure described above with the exception that a small quantity of 1,9-decadiene was fed as the diolefin monomer along with propylene as the alpha-olefin monomer. The detailed experimental conditions and results are presented in Table 7.

TABLE 7

	Example				
	35	36	37	38	39
Catalyst #1	A	A	A	A	A
Catalyst #1 feed rate (mole/min)	5.22E-06	5.22E-06	5.22E-06	5.22E-06	5.22E-06
Catalyst #2	C	C	C	C	C
Catalyst #2 feed rate (mole/min)	1.75E-06	1.75E-06	1.75E-06	1.75E-06	1.75E-06
Propylene feed rate (g/min)	14	14	14	14	14
1,9 decadiene feed rate (ml/min)	0.24	0.24	0.24	0.24	0.24
Hexane feed rate (ml/min)	90	90	90	90	90
Polymerization temperature (° C.)	105	100	95	90	85
Mn (kg/mol)	9.6	15.7	14.1	15.2	29.3
Mw (kg/mol)	16.5	24.6	30	40.4	69.1
Mz (kg/mol)	33.4	48.4	70.7	103.1	222.6
g' @ Mz	0.89	0.81	0.8	0.76	0.66
Tc (° C.)	25.2	29.4	30.9	41.8	53.5
Tm (° C.)	67.3	76.1	81.2	91.3	102.3
Tg (° C.)	-15.4	-13.3	-13.1	-8.1	-7.4
Heat of fusion (J/g)	13.4	19.5	20.9	25.7	33.3
Viscosity @ 190° C. (cps)	194	291	568	1650	5210

Catalysts:

A = dimethylsilyl (tetramethylcyclopentadienyl) (cyclododecylamido) titanium dimethyl

C = rac-dimethylsilyl bis (indenyl) hafnium dimethyl

Examples 40-43

Four samples were made with rac-dimethylsilylbis(indenyl)hafnium dimethyl and dimethylsilyl(tetramethylcyclopentadienyl)(cyclododecylamido)titanium dimethyl, following the general procedure described above with the exception that a small quantity of 1,9-decadiene was fed as the diolefin monomer along with propylene as the alpha-olefin monomer. The detailed experimental conditions and results are presented in Table 8.

TABLE 8

	Example			
	40	41	42	43
Catalyst #1	A	A	A	A
Catalyst #1 feed rate (mole/min)	8.49E-07	8.49E-07	8.49E-07	5.22E-06
Catalyst #2	C	C	C	C
Catalyst #2 feed rate (mole/min)	8.26E-07	5.51E-07	5.51E-07	5.82E-07
Propylene feed rate (g/min)	14	14	14	14
1,9 decadiene feed rate (ml/min)	0.05	0.02	0.05	0.19
hexane feed rate (ml/min)	90	90	86	90
Polymerization temperature (° C.)	100	95	90	95
Mn (kg/mol)	10.5	16.1	23	28.3
Mw (kg/mol)	19.5	24.4	39.4	94.8
Mz (kg/mol)	38	44.3	71.3	455.2
g' @Mz	0.92	0.93	0.93	0.54
Tc (° C.)	47.7	53.7	71.0	37.4
Tm (° C.)	94.4	98.6	112.5	101.2
Tg (° C.)	-12.3	-11.1	-24.6	-10.3
Heat of fusion (J/g)	30.8	31.6	44.6	22.4
Viscosity @ 190° C. (cps)	327	625	2370	—
Conversion (%)	93.80	—	98.62	—
Catalyst activity (kg polymer/g catalyst)	16.83	—	21.44	—

Catalysts:

A = dimethylsilyl (tetramethylcyclopentadienyl) (cyclododecylamido) titanium dimethyl

C = rac-dimethylsilyl bis (indenyl) hafnium dimethyl

Examples 44-47

Four samples were made using rac-2-ethylene-bis(4,7-dimethylindenyl)hafnium dimethyl and dimethylsilyl-(tetramethylcyclopentadienyl)(cyclododecylamido)titanium dimethyl at a temperature 110° C. over a range of catalyst ratios. The conditions used for examples 44 to 47, which included diolefin incorporation, followed the general procedure described above with the exception that a small quantity of 1,9-decadiene was fed as the diolefin monomer along with propylene as the alpha-olefin monomer. The detailed experimental conditions and results are presented in Table 9.

TABLE 9

	Example			
	44	45	46	47
Catalyst #1	A	A	A	A
Catalyst #1 feed rate (mole/min)	6.53E-06	3.79E-06	2.74E-06	2.09E-06
Catalyst #2	D	D	D	D
Catalyst #2 feed rate (mole/min)	4.25E-07	4.25E-07	4.25E-07	4.25E-07
Propylene feed rate (g/min)	14	14	14	14
1,9 decadiene feed rate (ml/min)	0.09	0.09	0.09	0.09
Hexane feed rate (ml/min)	90	90	90	90
Polymerization temperature (° C.)	115	115	115	115
Mn (kg/mol)	21.5	20	21.2	16.1
Mw (kg/mol)	36.2	32.7	34	33.5
Mz (kg/mol)	100.1	95.6	123.7	128.8
Tc (° C.)	41.0	51.5	59.8	74.4
Tm (° C.)	94.3	97.6	103.4	109.4
Tg (° C.)	-22.8	-23.8	-12.5	-18.9
Heat of fusion (J/g)	4.1	6.8	11.3	15.8
Viscosity @ 190° C. (cps)	2090	1750	1570	1230
Conversion (%)	83.58	83.95	71.84	63.10
Catalyst activity (kg polymer/g catalyst)	3.80	6.26	7.08	7.78

Catalysts:

A = dimethylsilyl (tetramethylcyclopentadienyl) (cyclododecylamido) titanium dimethyl

D = rac-1,2-ethylene bis (4,7-dimethylindenyl)hafnium dimethyl

105

Examples 48-51

Four samples were made with rac-dimethylsilylbis(2-methylindenyl)zirconium dimethyl and dimethylsilyl(tetramethylcyclopentadienyl)(cyclododecylamido)titanium dimethyl at a temperature of 80° C., following the general procedure described above with the exception that a small quantity of 1,9-decadiene was fed as the diolefin monomer along with propylene as the alpha-olefin monomer. The detailed experimental conditions and results are presented in Table 10.

TABLE 10

	Example			
	48	49	50	51
Catalyst #1	A	A	A	A
Catalyst #1 feed rate (mole/min)	6.53E-06	6.53E-06	6.53E-06	6.53E-06
Catalyst #2	E	E	E	E
Catalyst #2 feed rate (mole/min)	1.23E-06	1.57E-06	1.92E-06	2.26E-06
Propylene feed rate (g/min)	14	14	14	14
1,9 decadiene feed rate (ml/min)	0.14	0.14	0.14	0.14
Hexane feed rate (ml/min)	90	90	90	90

106

TABLE 10-continued

	Example			
	48	49	50	51
Tm (° C.)	109.9	107.8	103.2	102.0
Tg (° C.)	-10.7	-7.4	-9.1	-9.6
Heat of fusion (J/g)	25.8	29.4	31.4	37.7
Viscosity @ 190° C. (cps)	4680	2040	952	464

Catalysts:

A = dimethylsilyl (tetramethylcyclopentadienyl) (cyclododecylamido) titanium dimethyl
E = rac-dimethylsilyl bis(2-methylindenyl)zirconium dimethyl

Examples 52-57

Six samples were made with rac-dimethylsilylbis(2-methyl-4-phenylindenyl)zirconium dimethyl and dimethylsilyl-(tetramethylcyclopentadienyl)(cyclododecylamido)titanium dimethyl at a temperature range of 80 to 95° C., following the general procedure described above with the exception that (1) a small quantity of 1,9-decadiene was fed as the diolefin monomer along with propylene as the alpha-olefin monomer; (2) A small amount of hydrogen was also fed in the reactor. The detailed experimental conditions and results are presented in Table 11. Examples 52-57 show that addition of hydrogen can effectively manipulate Mw, Mw/Mn, crystallinity, the ratio of crystalline phase to the amorphous phase, in addition to the control obtained through catalyst selections and process conditions such as temperatures.

TABLE 11

	Example					
	52	53	54	55	56	57
Catalyst #1	A	A	A	A	A	A
Catalyst #1 feed rate (mole/min)	6.10E-06	6.10E-06	6.10E-06	6.10E-06	6.10E-06	6.10E-06
Catalyst #2	B	B	B	B	B	B
Catalyst #2 feed rate (mole/min)	2.83E-07	2.83E-07	2.83E-07	2.83E-07	1.98E-07	1.98E-07
Propylene (g/min)	14	14	14	14	14	14
1,9 decadiene feed rate (ml/min)	0.19	0.19	0.19	0.19	0.19	0.19
H2 feed rate (cc/min)	50	50	50	50	70	70
Hexane feed rate (ml/min)	90	90	90	90	90	90
Polymerization temperature (° C.)	95	90	85	80	90	80
Mn (kg/mol)	12.6	11	12.5	15.7	18.1	11.7
Mw (kg/mol)	27.5	43.2	42.3	85.3	34	29.8
Mz (kg/mol)	72.2	127	153.4	468.3	126	99
g' @ Mz	0.82	0.74	0.8	0.66	0.8	0.84
Tc (° C.)	95.7	95.8	97.4	97.0	98.9	97.7
Tm (° C.)	141.0	145.1	145.8	147.0	144.5	145.1
Tg (° C.)	-14.6	-13.3	-12.3	-9.8	-17.2	-14.8
Heat of fusion (J/g)	38.5	45.4	35.9	35.4	49.3	39.2
Viscosity @ 190° C. (cps)	668	1049	2148	16090	810	822

Catalysts:

A = dimethylsilyl (tetramethylcyclopentadienyl) (cyclododecylamido) titanium dimethyl
B = rac-dimethylsilyl bis(2-methyl-4-phenylindenyl) zirconium dimethyl

TABLE 10-continued

	Example			
	48	49	50	51
Polymerization temperature (° C.)	80	80	80	80
Mn (kg/mol)	19.9	16	11.4	10
Mw (kg/mol)	43.8	36.9	25.9	19.2
Mz (kg/mol)	106.3	72.3	54.5	38.8
g' @ Mz	0.88	0.93	0.93	0.93
Tc (° C.)	49.0	53.3	58.6	53.1

Examples 58-60

Three samples were made with rac-dimethylsilylbis(2-methyl-4-phenylindenyl) zirconium dimethyl and dimethylsilyl-(tetramethylcyclopentadienyl)(cyclododecylamido) titanium dimethyl at a temperature 115° C. and a catalyst ratio of about 87 molar percent, following the general procedure described above with the following exceptions: (1) a small quantity of 1,9-decadiene was fed as the diolefin monomer; (2) both rac-dimethylsilylbis(2-methyl-4-phenylindenyl)zirconium dimethyl and dimethylsilyl(tetramethylcyclopentadienyl)(cyclododecylamido)titanium dimethyl catalysts were pre-

107

mixed and diluted in toluene, then fed into catalyst manifold without preactivation; (3) N,N-dimethylanilinium tetrakis (pentafluorophenyl)borate was diluted in toluene and then fed into catalyst manifold; (4) catalyst activation started in catalyst manifold. The detailed experimental conditions and results are presented in Table 12. Examples 58-60 demonstrate that catalysts can be activated in-line just prior to the reactor and in reactor.

TABLE 12

	Example		
	58	59	60
Catalyst #1	A	A	A
Catalyst #1 feed rate (mole/min)	4.06E-06	2.54E-06	1.52E-06
Catalyst #2	B	B	B
Catalyst #2 feed rate (mole/min)	2.95E-07	1.84E-07	1.11E-07
Propylene (g/min)	14	14	14
1,9 decadiene feed rate (ml/min)	0.14	0.14	0.14
Hexane feed rate (ml/min)	90	90	90
Polymerization temperature (° C.)	115	115	115
Mn (kg/mol)	13.2	18.2	24.2
Mw (kg/mol)	34.5	50.8	69.9
Mz (kg/mol)	99.6	169	248.6
g' @ Mz	0.79	0.72	0.69
Tc (° C.)	90.6	92.9	93.0
Tm (° C.)	137.0	139.6	142.6

108

TABLE 12-continued

	Example		
	58	59	60
Tg (° C.)	-10.8	-10.0	-8.7
Heat of fusion (J/g)	32.5	32.9	28.4
Viscosity @190° C. (cps)	1657	3170	11600
Conversion (%)	89.64	77.50	95.59
Catalyst activity (kg polymer/g catalyst)	6.43	8.90	18.29

Catalysts:
A = dimethylsilyl (tetramethylcyclopentadienyl) (cyclododecylamido) titanium dimethyl
B = rac-dimethylsilyl bis(2-methyl-4-phenylindenyl) zirconium dimethyl

Examples 61-66

Six samples were made with dimethylsilylbis(2-methyl-4-phenylindenyl) zirconium dimethyl and dimethylsilyl(tetramethylcyclopentadienyl) (cyclododecylamido) titanium dimethyl at a temperature range of 105 to 130° C. and a catalyst mix of about 35.6 molar percent, following the general procedure described above with the following exceptions: (1) a small quantity of 1,9-decadiene was fed as the diolefin monomer; (2) ethylene was added to the reactor. The detailed experimental conditions and results are presented in Table 13. Ethylene content in the polymer was obtained from by Fourier Transformation Infrared analysis (FTIR).

TABLE 13

	Example					
	61	62	63	64	65	66
Catalyst #1	A	A	A	A	A	A
Catalyst #1 feed rate (mole/min)	1.02E-06	1.02E-06	1.02E-06	1.02E-06	1.02E-06	1.02E-06
Catalyst #2	B	B	B	B	B	B
Catalyst #2 feed rate (mole/min)	1.84E-07	1.84E-07	1.84E-07	1.84E-07	1.84E-07	1.84E-07
Propylene feed rate (g/min)	20	20	20	20	20	20
1,9 decadiene feed rate (ml/min)	0.186	0.186	0.186	0.186	0.186	0.186
Ethylene feed rate (SLPM)	0.2	0.2	0.2	0.2	0.2	0.2
Hexane feed rate (ml/min)	90	90	90	90	90	90
Polymerization temperature (° C.)	130	125	120	115	110	105
Mn (kg/mol)	13.1	12.3	11.8	15.1	15.3	17.7
Mw (kg/mol)	37.3	36.2	40.5	47.7	45.2	53.8
Mz (kg/mol)	149.2	122	132.1	153.9	206.8	180.7
g' @ Mz	0.67	0.65	0.63	0.61	0.56	0.56
Tc (° C.)	80.4	79.6	84.6	85.5	87.7	86.6
Tm (° C.)	121.8	121.9	124.6	125.2	126.1	126.2
Tg (° C.)	-15.0	-15.2	-14.9	-14.8	-15.0	-15.6
Heat of fusion (J/g)	32.4	43.3	51.7	50.5	50.4	49.7
Viscosity @190° C. (cps)	1440	977	1090	1510	1530	1720
Ethylene content from FTIR (wt. %)	4.3	3.5	3	2.6	2.9	2.9
Conversion (%)	68.11	82.57	89.87		92.79	92.18
Catalyst activity (kg polymer/g catalyst)	24.92	30.21	32.88		33.95	33.73

Catalysts:

A = dimethylsilyl (tetramethylcyclopentadienyl) (cyclododecylamido) titanium dimethyl

B = rac-dimethylsilyl bis(2-methyl-4-phenylindenyl) zirconium dimethyl

All these samples were made with dimethylsilylbis(2-methyl-4-phenylindenyl) zirconium dimethyl and dimethylsilyl-(tetramethylcyclopentadienyl) (cyclododecylamido) titanium dimethyl at a temperature range of 105 to 115° C. except example 69, following the general procedure described above with the following exceptions: (1) a small quantity of dicyclopentadiene was used in example 67 (The dicyclopentadiene, obtained from aldrich, was first dissolved in toluene. The solution was then purified by passing through alumina activated at high temperature under nitrogen, followed by molecular sieve activated at high temperature under nitrogen.); (2) 1-butene was used in examples 68 and 70; (3) 1,9-decadiene and 1-hexene were fed as the diolefin monomer and comonomer, respectively in example 71. Example 69 was made using dimethylsilyl-(tetramethylcyclopentadienyl) (cyclododecylamido)titanium dimethyl and rac-dimethylsilylbis(2-methylindenyl)zirconium dimethyl catalysts. The detailed experimental conditions and results are presented in Table 14.

TABLE 14

	Example				
	67	68	69	70	71
Catalyst #1	A	A	A	A	A
Catalyst #1 feed rate (mole/min)	5.22E-06	5.22E-06	2.09E-06	5.22E-06	5.22E-06
Catalyst #2	B	B	E	B	B
Catalyst #2 feed rate (mole/min)	7.65E-07	7.65E-07	4.25E-07	7.65E-07	7.65E-07
Propylene feed rate (g/min)	14	14	14	14	14
Comonomer	dicyclopentadiene	Butene-1	—	Butene-1	1,9 decadiene
Comonomer feed rate (ml/min)	0.23	0.6	—	2.5	0.206
1-hexene flow rate (ml/min)	—	—	—	—	3.29
Hexane feed rate (ml/min)	90	90	90	90	90
Polymerization temperature (° C.)	110	115	110	105	115
Mn (kg/mol)	—	—	12.2	—	—
Mw (kg/mol)	—	—	30.6	—	—
Mz (kg/mol)	—	—	84.3	—	—
Tc (° C.)	—	—	72.3	86.0	42.6
Tm (° C.)	—	—	112.1	124.8	89.8
Tg (° C.)	—	—	-22.4	-12.3	-15.2
Heat of fusion (J/g)	—	—	23.3	38.4	27.0
Viscosity @190° C. (cp)	665	563	1420	1100	524
Conversion (%)	74.40	98.07	65.78	—	98.98
Catalyst activity (kg polymer/g catalyst)	3.81	5.15	8.11	—	5.77

Catalysts

A = dimethylsilyl (tetramethylcyclopentadienyl) (cyclododecylamido) titanium dimethyl

B = rac-dimethylsilyl bis(2-methyl-4-phenylindenyl) zirconium dimethyl

Example 72

Example 72 was carried out in a 500-ml autoclave batch reactor. 125 ml of purified toluene was first added into the stainless steel autoclave reactor, followed by addition of 0.1 ml of tri-iso-butyl aluminum (TIBAL) solution (25-wt. % of TIBAL diluted in 5 ml of toluene). The mixture was then stirred and heated to 120° C. until stable pressure. The reactor was maintained at a slightly positive pressure. In succession, 125 ml of prepurified propylene was added under stirring. The reactor mixture was heated to 120° C. At this reactor temperature, 1.5 ml of the premixed and preactivated catalyst

solution was cannulated into the reactor using nitrogen. The catalyst solution consists of 32 mg of dimethylsilyl(tetramethylcyclopentadienyl)(cyclododecylamido)titanium dimethyl, 1.9 mg of rac-dimethylsilylbis(2-methyl-4-phenylindenyl)zirconium dimethyl, and 1.6 mg of dimethylsilylbis(indenyl)hafnium dimethyl, and 62.1 mg of N,N-dimethylanilinium tetrakis(pentafluorophenyl)borate were dissolved in 50 ml of toluene. The polymerization was conducted for 15 minutes. Thereafter, the reactor was cooled down and vented to the atmosphere. The resulting mixture, containing mostly solvent, polymer and unreacted monomers, was collected in a collection box and first air-dried in a hood to evaporate most of the solvent, and then dried in a vacuum oven at a temperature of about 90° C. for about 12 hours. The resulting polymer (12.79 grams) showed a peak crystallization temperature by DSC of 102.9° C., a glass transition (Tg) of -8.7° C. and a heat of fusion of 51.9 J/g. The average molecular weights, Mn/Mw/Mz, are 33825/66387/267680.

Example 73-75 (Comparative)

Three samples were made with rac-dimethylsilylbis(2-methyl-4-phenylindenyl) zirconium dimethyl or dimethylsilyl (tetramethylcyclopentadienyl)(cyclododecylamido) titanium dimethyl, following the general procedure described above except that only one catalyst was used. Rac-dimethylsilylbis(2-methyl-4-phenylindenyl)zirconium dimethyl was used to make isotactic polypropylene, while dimethylsilyl(tetramethylcyclopentadienyl) (cyclododecylamido)titanium dimethyl was used to make amorphous polypropylene. The experimental conditions and viscosity of polymer samples are presented in Table 15.

111

TABLE 15

	Example		
	73	74	75
Catalyst	A	A	B
Catalyst feed rate (mol/min)	5.08E-06	5.08E-06	5.67E-07
Propylene feed rate (g/min)	14	14	14
Hexane feed rate(ml/min)	90	90	90
Polymerization temperature (° C.)	130	125	110
Viscosity (cps) @190° C.	1132	2220	328

Catalyst

A = dimethylsilyl (tetramethylcyclopentadienyl) (cyclododecylamido) titanium dimethyl

B = rac-dimethylsilyl bis(2-methyl-4-phenylindenyl) zirconium dimethyl

Several samples from the preceding experiments were analyzed to determine their level of branching. For the purposes of this invention, the degree of branching is determined using the value of branching index g' at the molecular weight of M_z of the branched polymer. The results are presented in Tables 1 to 13.

Samples described in Example 4 and Examples 31-34 were fractionated using solvent extraction. The results are presented in Table 16. Selected fractionated fractions were analyzed using GPC-DRI-VIS-LS and DSC. The results from these analyses are also presented in Table 17. The complex viscosity profiles of the fractionated fraction from sample described in Example 31 were measured over the temperature range of 80 to 130° C., are shown in FIG. 5.

112

observed mm level in the mixture. The values shown below show the percentage of isotactic triads on a whole, unfractionated polymer as well as the three fractions. The calculated data are generated by using the assumption that the isotactic and atactic reference polymers are indicative of the tacticities that are in the blocky polymer segments. Using the methyl triad region it is calculated that the isotactic reference polymer has 94.7% mm and the atactic reference contains 13.6%.

Sample	% mm	% Calculated Isotactic Polymer
Unfractionated Polymer	68	66
Hexane Soluble	16	around 2%
Heptane Soluble	76	76
Heptane Insoluble	89	93

TABLE 16

Samples	Example 31	Example 33	Example 32	Example 34
Hexane room temperature solubles, wt. %	29.17	42.52	55.39	74.4
Soxhlet hexane soluble, wt. %	25.14	15.17	10.55	6.93
Soxhlet heptane soluble, wt. %	7.88	7.1	8.53	0.44
Soxhlet heptane insoluble, wt. %	35.32	35	25.15	17.8

TABLE 17

	Example 4			
	Hexane room temperature solubles	Heptane soxhlet solubles	Heptane soxhlet insolubles	
Mn (kg/mol)	6.6	10.3	16.5	—
Mw (kg/mol)	14.3	30.2	31.3	—
Mz (kg/mol)	32.2	58.5	53.2	—
g' @Mz	1.16	0.86	0.87	—
Tc (° C.)	—	105.2	112.8	—
Tm (° C.)	—	138.2	145.2	—
Tg (° C.)	-11.1	—	—	—
Heat of fusion (J/g)	0.0	68.6	108.9	—

	Example 31			
	Hexane room temperature solubles	Soxhlet hexane solubles	Soxhlet heptane solubles	Soxhlet heptane insolubles
Mn (kg/mol)	9.5	20.9	20.1	20.8
Mw (kg/mol)	12.7	48	56.3	47.4
Mz (kg/mol)	25	131.5	148.8	150.2
g' @Mz	1.08	0.68	0.64	0.63
Tc (° C.)	—	93.3	101.4	105.2
Tm (° C.)	—	128.2	133.5	138.3
Tg (° C.)	-11.8	-8.3	—	—
Heat of fusion (J/g)	0.0	52.5	66.1	70.7

The sample described in Example 4 and its fractions extracted from solvent extraction were analyzed using ^{13}C NMR.

Percent mm triad is measured directly from the C-13 NMR spectrum; it is assumed that the level of mm triad in the mixture depends only on the amounts of aPP and scPP (“atactic polypropylene and semi-crystalline polypropylene, respectively”) components in the sample. By knowing the tacticity (mm) level of the pure aPP and scPP components the proportion of each can be calculated that corresponds to the

The viscosity of products of Examples 12, 22 and 49 were measured over a temperature range of 80 to 130° C. The complex viscosity profiles are shown in FIG. 1. These data demonstrate the three-zone characteristics described above.

Selected samples and their blends were tested for adhesive performance. The pure polymers were compounded with tackifiers, oil or wax and stabilizer to form hot melt adhesive blends. The properties of these polymers and their blends were tested against typical commercially available EVA blends from Henkel and Chief. The blending was carried out

under low shear at elevated temperature to form fluid melts. The mixing temperatures vary from about 130 to 190° C.

Escorez™ 5637 is a hydrogenated aromatic modified resin produced from dicyclopentadiene feedstock, exhibiting a ring and ball softening point of 130° C. available from ExxonMobil Chemical Company in Houston, Tex.

Paraffint H-1 is a Fisher-Tropsch wax exhibiting a molten viscosity of 10 mPa sec at 250 F, available from Moore and Munger.

Aristowax 165 is a refined paraffin wax available from Frank B Ross Co in Jersey City N.J. It is isolated from petroleum and has a melt point of 158 to 165 F.

Henkel Hot Melt 80-8368 is a commercial hot melt made from a blend of EVA's, tackifiers, and wax available from Henkel Corp.

MAPP 40 is a maleic anhydride modified polypropylene, having an acid number of 50, a viscosity of 300 cps at 190° C., a softening point of 149° C., available from Chusei. USA.

Chief Hot Melt 268 is a commercial hot melt made from EVA, tackifiers, and wax available from Chief Adhesives.

KAYDOL® is a highly refined white mineral oil that consists of saturated aliphatic and alicyclic non-polar hydrocar-

bons having a pour point of -20° C., having a kinematic viscosity of 64 to 70 cSt at 40° C., available from Witco.

Licomont AR 504 is a maleic anhydride grafted polypropylene wax having an acid number of 41, a viscosity of 373 mPas at 190° C., and a softening point of 156° C. available from Clariant.

AC 540 is an ethylene acrylic acid copolymer having an acid number of 40, a viscosity of 575 at 140° C. and a drop point of 105° C. available from Honeywell.

Polywax 2000 is a Polyethylene wax available from Baker Petrolite Plain BOPP (biaxially oriented polypropylene film) a 28 micron thick film was obtained from Mobil Films.

Corona treated BOPP (biaxially oriented polypropylene film) a 28 micron thick film was obtained from Mobil Films.

Paperboard 84A is gray Poster Board 20 pt chipboard with 20% recycle fiber available from Huckster packaging and supply, Inc. in Houston, Tex.

Paperboard 84B is generic poster board clay coated news print available from Huckster packaging and supply, Inc. in Houston, Tex.

Cardboard 84C is generic corrugated cardboard 200 #stock available from Huckster packaging and supply, Inc. in Houston, Tex.

Tradename	Description	Source
Tackifiers		
Escorez ® 1102RM	C5 tackifier	ExxonMobil Chemical Company
Escorez ® 2203	is a low aromatic modified hydrocarbon resin having a narrow molecular weight distribution produced from a feed of C5, C6 and C9 olefins and diolefins, having a ring and ball softening point of about 95° C.	ExxonMobil Chemical Company
Escorez ® 2393	is a highly aromatic modified hydrocarbon resin produced from a feed of C5, C6 and C9 olefins and di-olefins, having a ring and ball softening point of about 93° C.	ExxonMobil Chemical Company
Escorez ® 2596	is a low aromatic modified hydrocarbon resin having a broad molecular weight distribution produced from a feed of C5, C6 and C9 olefins and di-olefins, having a ring and ball softening point of about 96° C.	ExxonMobil Chemical Company
Escorez ® 5637	is a hydrogenated aromatic modified resin produced from dicyclopentadiene feedstock, exhibiting a ring and ball softening point of 130° C.	ExxonMobil Chemical Company
Escorez ® 5690	is a hydrogenated aromatic modified resin produced from dicyclopentadiene feedstock, exhibiting a ring and ball softening point of 130° C.	ExxonMobil Chemical Company
Oils		
Primol 352	Hydrogenated paraffinic oil	ExxonMobil Chemical Company
Primol 876	Napthenic oils	ExxonMobil Chemical Company
Flexon 876	Napthenic oils	ExxonMobil Chemical Company
Kadol oil	Refined white mineral oil	Witco
Polymers/Adhesives		
Escorene UL 7720	Is an ethylene vinylacetate copolymer, having about 29 weight % vinyl acetate and a melt index of 150 dg/min.	ExxonMobil Chemical Company
NSC Easymelt	Hot melt adhesive for non-woven applications.	National Starch, Bound Brook, NJ
Henkel Hot Melt 80-8368	Commercial adhesive of EVA, tackifier, and wax	Henkel Corp

-continued

Tradename	Description	Source
Chief Hot Melt 268	Commercial adhesive of EVA, tackifier, and wax	Chief Adhesives
Advantra 9250	Commercial adhesive of ethylene/octene-1 metallocene polymers, tackifiers, and wax	Fuller
Tite Bond Wood Glue	Water based adhesive	Home Depot, Houston Texas
Dap Glue	Solvent based wood glue	Home Depot, Houston Texas
Waxes		
Aristowax 165	Refined petroleum wax, melting temperature: 158-165° F.	Frank B Ross, Jersey City, NJ
AC 8 lot 500081EQ	Polyethylene wax	Honeywell, New Jersey
Parafint H-1	Fisher-Tropsch wax, 10 mPa @ 250° F.	Moore and Munger
AR-504	Maleated PE wax acid number 41 and viscosity of 373 mPa @ 190° C.	Clariant
AC-540	Ethylene acrylic acid copolymer having an acid number of 40 and a viscosity of 575 cps @140° C.	Honeywell, New Jersey
Polywax 2000	Polyethylene wax	Baker Petrolite
AC-1302P	Maleated polypropylene	Honeywell
P-C80	Fischer Tropsch fractionated wax	Moore and Munger
MAPP-40	Maleic modified polypropylene with acid number of 50, viscosity of 300 cps @190° C.	Chusei, Pasadena Texas
Antioxidants and other additives		
Irganox 1010	Phenolic antioxidant	Ciba-Geigy
Dolomite 16 mesh	sand	Supplied by Fordamin Company Ltd (UK)
Microcarb MC 50F	calcium carbonate	Supplied by Microfine Minerals Ltd (UK)
Glass beads of 3F type	Glass bead	Supplied by Sovitec SA (Belgium)
TiO2 Lot: TR92	titanium dioxide	Supplied by Hunstman Tioxide Ltd (UK)
Test surfaces		
Metallized acrylic coated	Metallized acrylic coated cardboard for cereal box	General Mills
Non-coated CB testliner	1250 gr/m2 for vegetable trays	Kappa, Holland
Paperboard 84A	Gray poster 20 pt chipboard with 20% recycle content	Huckster Packaging and Supply, Houston, TX
Paperboard 84B	Generic posterboard clay coated newsprint	Huckster Packaging and Supply, Houston, TX
Paperboard 84C	Generic corrugated cardboard 200# stock	Huckster Packaging and Supply, Houston, TX
Inland Paper Board	High Performance box board	Inland Paper Board and Packaging Company of Rome
Black Whire Fabric	Printed stretch 100% Cotton with a Thread Count of 17 by 13 per square cm, a more loosely woven fabric	High Fashion Fabrics, Houston Texas
Formica	Tabs were made from standard sheet Formica	Lowe's Hardware, Houston Texas
Blue fabric	Tabs were made from Blue Stock 038C0TP 100% Cotton, Thread Count 21by 45 per square cm with a weight of 0.022 grams per square cm, a tightly woven cotton fabric	High Fashion Fabrics, Houston Texas.
Catalog paper	Book paper bound by a hot melt process as determined from examination	Seton Catalog
NWC	Non-woven Coverstock, Paratherm PT 120/20	Lohmann, Germany
PE	Polyethylene, White Opaque Micro-embossed CO/EX film (rubber treated inside), Reference #: CM001ARIE000757-C	Tacolin Ltd, UK
Polyester (PET) construct BOPP	Polyester construct Bi-axially oriented polypropylene film, 28 micron	Mobil Films, Rochester, NY

-continued

Tradename	Description	Source
Corona treated BOPP	Corona treated bi-axially oriented polypropylene film, 28 micron	Mobil Films, Rochester, NY
PP cast film construct	A cast film.	

REXTAC RT 2730 is a copolymer of propylene, butene and ethylene having about 67.5 mole percent propylene, about 30.5 mole percent butene and about 2 mole percent ethylene produced by Huntsman, Company. The copolymer has about 15 mole percent BB dyads, 43 mole percent PB dyads and about 43 mole percent PP dyads. The melting point is 70° C. with a melting range from 25 to 116° C. the Tg is -25° C., the crystallinity is about 7 percent, the enthalpy is 10 J/g by DSC. The Mn is 8260 the Mw is 59100 and the Mz 187900 by GPC. Mw/Mn is 7.15.

REXTAC RT 2715 is a copolymer of propylene, butene and ethylene having about 67.5 mole percent propylene, about

30.5 mole percent butene and about 2 mole percent ethylene produced by Huntsman, Company. The copolymer has about 11 mole percent BB dyads, 40 mole percent PB dyads and about 49 mole percent PP dyads. The melting point is 76° C. with a melting range from 23 to 124° C. the Tg is -22° C., the crystallinity is about 7 percent, the enthalpy is 11 J/g by DSC. The Mn is 6630 the Mw is 51200 and the Mz 166,700 by GPC. Mw/Mn is 7.7.

All the adhesive formulations are in weight percent, unless otherwise noted in the compositions listed in Table 18 through Table 50.

TABLE 18

	Applications Formulas (percent) and Performance Values					
	Formulation					
	A	B	C	D	E	F
Example 42	80					
Escorez™5637	7	7	13	10	10	
Parafint H-1	13	13	7	10		
Example 27		80	80	80	80	
Aristowax 165					10	
Henkel Standard						100
Hot Melt 80-8368						
Viscosity at 190° C. (cps)	1091	870	1152	1000	945	700
SAFT, F (° C.)	233 (112)	253 (123)	257 (125)	253 (123)	259 (126)	182 (83)
Set Time (sec.)	1.5	1.5	2	1	2.5	1
Percent Substrate Fiber Tear	0	80	95	10	100	100
Low Temperature -12° C., File folder						

TABLE 19

	Comparison of Blended aPP/scPP with branched aPP-g-scPP						
	Formulation						
	A	B	C	D	E	F	G
Example 73	100			5			
Example 74		100		39			
Example 75			100	39			
Example 29					82		
Irganox 1010				1	1		
MAPP 40				5	5		
Escorez™ 5637				7	5		
Parafint H-1				5	7		
Henkel Standard						100	
Hot Melt 80-8368							
Chief Standard							100
Hot Melt 268							
Viscosity at 190° C. (cps)	1132	2220	328	711	812	807	1055
SAFT, F (° C.)	—	—	—	263 (128)	266 (130)	173 (78)	175 (79)
Set Time (sec.)	>6	6	No adhesion	1.5-2.0	1.5	1	1.5

TABLE 21-continued

Multiple Polymer and Oil Blends of branched aPP-g-scPP Polymer										
	Formulation									
	A	B	C	D	E	F	G	H	I	J
Set Time (sec.)	3	1.5	1.5	1	1.5	1.5	3	3	1.5	1.0
Percent Substrate	100	20	100	100	100	100	100	100	100	100
Fiber Tear										
Room Temperature										
20-25° C., File Folder										
Percent Substrate	—	—	—	—	100	100	100	100	100	100
Fiber Tear										
Low Temperature										
5° C., File folder										

TABLE 22

Comparison of Various formulations of branched aPP-g-scPP										
	Formulation									
	A	B	C	D	E	F	G	H	I	
Example 25	92.5	78.6	78.6							
Example 69		5	5							
Example 29				82	84.5	82	82			
Escorez™5400						5	7			
AR 504		5								
MAPP 40			5	5	2.5	5	5			
Irganox 1010	.5	.4	.4	1	1	1	1			
Kaydol Oil		5	5							
Escorez(tm) 5637	2	1.7	1.7	5	5					
Parafint H-1	5	4.3	4.3	7	7	7	5			
Henkel Standard								100		
Hot Melt 80-8368										
Chief Standard									100	
Hot Melt 268										
Viscosity at	790	695	688	688	758	750	830	834	1050	
190° C. (cps)										
SAFT, ° F.	263	>250	>250	265	266	265	265	184	171	
Set Time (sec.)	2.5	2	2	1.5	1.5	1.5	1.75	1	1.5	
Percent Substrate	10	98	100	75	60	90	100	100	100	
Fiber Tear										
Low Temperature										
-12° C., cardboard										
Percent Substrate	34	100	100	100	100	100	100	100	100	
Fiber Tear										
Room Temperature										
20-25° C., File Folder										

TABLE 23

Hard and soft aPP-g-scPP mixes with Escorez(tm) 5400										
	Formulation									
	A	B	C	D	E	F	G	H	I	
Example 28	9	9	9	9	9	9	9			
Example 17	78									
Example 40		78								
Example 21			78							
Example 20				78						
Example 67					78					
Example 25						78				
Example 26							78			
Irganox 1010	1	1	1	1	1	1	1			
Escorez™5400	7	7	7	7	7	7	7			
Parafint H-1	5	5	5	5	5	5	5			
Henkel Standard								100		

TABLE 23-continued

Hard and soft aPP-g-scPP mixes with Escorez(tm) 5400									
	Formulation								
	A	B	C	D	E	F	G	H	I
Hot Melt 80-8368 Chief Standard									100
Hot Melt 268 Viscosity, cps 190° C.	344	306	548	505	521	1185	404	783	1090
SAFT, (° F.)									
Set Time (sec.)	3	3.5	3.5	2.5	1.5	>2	1.5	1	1.5
Percent Substrate Fiber Tear	50	50	90	65	100	100	100	100	100
Low Temperature 5° C., File Folder									
Percent Substrate Fiber Tear	100	100	100	100	100	100	100	100	100
Room Temperature 20-25° C., File Folder									
Shore A Hardness	74	77	54	63	76	76	76	80	85

There is no Table 24

TABLE 25

Comparison Various Wax Types with Two Polymer Types											
	Formulation										
	A	B	C	D	E	F	G	H	I	J	K
Paraffint H-1	0	10	0	0	0	0	10	0	0		
Example 29	82	82	82	82	0	0	0	0	0		
Example 62					82	82	82	82	82		
Escorez™5637	7	7	7	7	7	7	7	7	7		
Irganox 1010	1	1	1	1	1	1	1	1	1		
AC 540				10	10						5
Polywax 2000	10							10			5
Licowax PP 230			10			10					
Henkel Standard										100	
Hot Melt 80-8368 Chief Standard											100
Hot Melt 268 Viscosity, cps 190° C.	820	763	1140	1254	848	977	588	691	715	765	1131
Set Time (sec.)	0.5	1	4	2	1.5	4+	1	0.5	1	1	1.5
Percent Substrate Fiber Tear	0	0	95	50	70	100	0	0	50	100	100
Low Temperature -12° C., cardboard											
Percent Substrate Fiber Tear	100	0	98	100	100	100	0	5	100	100	100
Room Temperature 20-25° C., File Folder											

TABLE 26

Formulating Response of butene-1 modified aPP-g-scPP					
Formulation	A	B	C	D	E
Example 68	100		93		
Example 70		100		93	
Escorez™5637			2	2	
Paraffint H-1			5	5	
Henkel Standard					100
Hot Melt 80-8368					
Viscosity @190° C. (cps)	563	1100	485	1140	750

55

TABLE 26-continued

Formulating Response of butene-1 modified aPP-g-scPP					
Formulation	A	B	C	D	E
Set Time (sec.)	2.5	>3	1.5	2	1
Percent Substrate	100	100	88	70	100
Fiber Tear					
Room Temperature 20-25° C., File Folder					

65

125

TABLE 27

Comparison of dicyclopentadiene modified aPP-g-scPP with and without diene						
	Formulation					
	A	B	C	D	E	F
Example 28	93	100	80			
Example 71				100	93	
Escorez™ 5637	2		20		2	
Parafint H-1	5				5	
Henkel Standard						100
Hot Melt 80-8368						
Viscosity, cps 190° C.	390	661	205	524	502	—

126

TABLE 27-continued

Comparison of dicyclopentadiene modified aPP-g-scPP with and without diene						
	Formulation					
	A	B	C	D	E	F
Shore A Hardness	22	34	45	—	—	—
Set Time, sec	3	4	2.5	3.5	2	1
Percent Substrate Fiber Tear	50	80	90	80	90	90
Room Temperature 20-25° C., File Folder						

TABLE 28

Comparison Various aPP-g-scPP Polymer and Adhesive Blends											
	Formulation										
	A	B	C	D	E	F	G	H	I	J	K
Example 12	100	93									
Example 24			100	93							
Example 22					100	93	88				
Example 37								100	93		
Escorez™ 5637		2		2		2	4		2		
Parafint H-1		5		5		5	8		5		
Henkel Standard										100	
Hot Melt 80-8368											
Chief Standard											100
Hot Melt 268											
Viscosity, cps 190° C.	813	875	2240	1527	1240	950	797	568	497	730	1027
Set Time, Sec	3	3	3	3	3.5	2.5	1.5	3.5	2.5	1	1.5
Percent Substrate Fiber Tear	85	95	95	95	90	90	90	90	95	90	10
Room Temperature 20-25° C., File Folder											

TABLE 29

Example Adhesive Testing on a Variety of Surfaces				
Surface	Formulation			
	Maximum average Force by Dot T-Peel Test, (Newtons\lbs)	Failure Type	Maximum average Force by Dot T-Peel Test (Newtons\lbs)	Failure Type
Cardboard 84C	24.2\5.4	Substrate Failure	16.4\3.7	Substrate Failure
BOPP Film (Corona Treated)	19.2\4.3	Cohesive Failure	1.0\0.2	Complex jerking
PP Film plain	13.7\3.1	Several Types	1.0\0.2	Complex jerking
Paperboard 84B	6.0\1.3	Substrate Failure	5.3\1.2	Substrate Failure
Paperboard 84A	4.7\1.1	Substrate Failure	4.6\1.0	Substrate Failure
Aluminum foil	3.2\0.7	Cohesive Failure	1.3\0.3	Cohesive Failure

127

Example EX1-EX13

The following samples were made at a temperature range of 70 to 125° C., following the general procedure described above with the following exceptions: (1) a small quantity of 1,9-decadiene was fed as the diolefin monomer in Example EX1-EX3, EX5 and EX9; (2) ethylene was used in Example EX13-EX17. The detailed experimental conditions and results are presented in Tables 30, 31 and 32.

TABLE 30

	Example					
	EX1	EX2	EX3	EX4	EX5	EX6
Catalyst #1	A	A	A	A	A	G
Catalyst #1 feed rate (mole/min)	5.22E-06	5.88E-06	6.10E-06	3.91E-06	1.82E-06	9.89E-07
Catalyst #2	B	E	B	C	B	C
Catalyst #2 feed rate (mole/min)	7.65E-07	2.62E-06	2.83E-07	9.86E-07	9.45E-08	2.22E-07
Propylene feed rate (g/min)	14	14	14	14	14	14
1,9 decadiene feed rate (ml/min)	0.09	0.10	0.19	0.00	0.01	0.00
H2 (cc/min)	0	0	30	0	0	0
Hexane feed rate (ml/min)	90	90	90	90	90	90
Polymerization temperature (° C.)	95	75	70	92	100	105
Mn (kg/mol)	28.1	—	15.8	—	33	—
Mw (kg/mol)	63	—	58.3	—	67.7	—
Mz (kg/mol)	168.3	—	203.7	—	136.4	—
g' @ Mz	0.81	—	0.78	—	—	—
Tc (° C.)	100.7	74.8	91.9	54.6	86.4	60.1
Tm (° C.)	146.1	113.8	148.9	103.0	149.4	102.9
Tg (° C.)	-7.6	-8.2	-7.1	-8.3	-6.7	-8.2
Heat of fusion (J/g)	36.5	27.8	19.3	23.9	12.5	35.8
Viscosity @190° C. (cps)	11200	4940	10100	2940	54870	5340

Catalysts

A = dimethylsilyl (tetramethylcyclopentadienyl) (cyclododecylamido) titanium dimethyl

B = rac-dimethylsilyl bis(2-methyl-4-phenylindenyl) zirconium dimethyl

C = rac-dimethylsilyl bis (indenyl) hafnium dimethyl

E = rac-dimethylsilyl bis(2-methylindenyl)zirconium dimethyl

G = di(p-triethylsilylphenyl)methylene[(cyclopentadienyl)(3,8-di-t-butylfluorenyl)hafnium dimethyl

TABLE 31

	Example						
	EX7	EX8	EX9	EX10	EX11	EX12	EX13
Catalyst #1	G	G	G	G	G	G	G
Catalyst #1 feed rate (mole/min)	1.65E-06	1.65E-06	1.77E-06	2.35E-06	1.65E-06	9.89E-07	1.77E-06
Catalyst #2	B	B	B	B	B	C	B
Catalyst #2 feed rate (mole/min)	7.09E-08	4.72E-08	1.42E-07	5.74E-08	7.09E-08	3.70E-07	1.42E-07
Propylene feed rate (g/min)	14	14	14	14	14	14	14
Ethylene feed rate (SLPM)	—	—	—	—	—	—	0.2
1,9 decadiene feed rate (ml/min)	—	—	0.02	—	—	—	—
Hexane feed rate (ml/min)	90	90	90	90	90	90	90
Polymerization temperature (° C.)	110	115	125	130	120	105	110
Mn (kg/mol)	22.5	—	17.7	—	—	—	—
Mw (kg/mol)	68.6	—	35.9	—	—	—	—
Mz (kg/mol)	132.4	—	67.8	—	—	—	—
g' @ Mz	—	—	0.82	—	—	—	—
Tc (° C.)	96.0	81.6	82.5	81.0	96.5	54.2	56.9
Tm (° C.)	147.9	142.6	124.9	134.1	144.7	94.5	113.5
Tg (° C.)	-3.3	-2.8	-6.3	-3.9	-4.2	-10.5	-9.6

TABLE 31-continued

	Example						
	EX7	EX8	EX9	EX10	EX11	EX12	EX13
Heat of fusion (J/g)	40.7	15.2	37.2	17.1	40.0	32.7	21.7
Viscosity @190° C. (cps)	45400	47500	1180	8325	7957	1157	7975

Catalysts

B = rac-dimethylsilyl bis(2-methyl-4-phenylindenyl) zirconium dimethyl

C = rac-dimethylsilyl bis(indenyl) hafnium dimethyl

G = di(p-triethylsilylphenyl)methylene](cyclopentadienyl)(3,8-di-t-butylfluorenyl)hafnium dimethyl

TABLE 32

	Example			
	EX14	EX15	EX16	EX17
Catalyst #1	G	G	G	G
Catalyst #1 feed rate (mole/min)	1.77E-06	1.77E-06	1.77E-06	1.77E-06
Catalyst #2	B	B	B	B
Catalyst #2 feed rate (mole/min)	3.12E-07	3.12E-07	3.12E-07	3.12E-07
Propylene feed rate (g/min)	14	14	10	10
Ethylene feed rate (SLPM)	1.5	0.8	0.8	1.5
Hexane feed rate (ml/min)	90	90	90	90
Polymerization temperature (° C.)	80	80	105	105
Mn (kg/mol)				
Mw (kg/mol)				
Mz (kg/mol)				
g' @ Mz				
Tc (° C.)	28.7	58.0	19.1	—
Tm (° C.)	73.7	99.3	57.6	-47.8
Tg (° C.)	-26.3	-19.4	-26.8	-19.5
Heat of fusion (J/g)	14.8	29.6	8.0	3.7
Viscosity @190° C. (cps)	23400	37120	495	481
Ethylene content (mole %)	16.9	10.7		

Catalysts

B = rac-dimethylsilyl bis(2-methyl-4-phenylindenyl) zirconium dimethyl

G = di(p-triethylsilylphenyl)methylene](cyclopentadienyl)(3,8-di-t-butylfluorenyl)hafnium dimethyl

Polymerization Conditions

Propylene feed at the rate of 8 lb/hr was combined with hexane at 17 lb/hr to form 25 lb/hr of reactor feed solution.

Tri-n-octyl aluminum (TNOA) as a 3 wt. % solution in hexane (obtained from Albemarle) was introduced into this stream at the rate of 0.0006 lb/hr.

Catalyst and activator entered the reactor from a separate port. The catalyst solution consisted of a mixture of di(p-triethylsilylphenyl)methylene](cyclopentadienyl)(3,8-di-t-butylfluorenyl)hafnium dimethyl (catalyst G) and rac-dimethylsilyl bis(2-methyl-4-phenylindenyl)zirconium dimethyl (catalyst B), with 97 molar % of catalyst G. The catalyst solution was prepared by dissolving the catalyst mixture in toluene to form a 0.5 wt % solution. The activator feed stream was made up of a 0.2 wt-% solution of N,N-dimethylanilinium tetrakis(pentafluorophenyl) borate in toluene. Both the catalysts and activator were obtained from Albemarle. The catalyst and activator feed lines were configured to mix in line immediately upstream of the reactor, with an estimated contact time of 2-4 minutes. The catalyst and activator feed rates were 0.04 g/hr and 0.1 g/hr respectively.

The reactor feed was converted to polymer through two continuous stirred tank reactors in series. The temperatures of both reactors were controlled at 135° C. The reactors were operated liquid full under 530 psig pressure. The residence time of the feed in each reactor was 45 minutes. Conversion of propylene to polymer product was about 91%.

Molten polymer was recovered from solution via two flash stages, each with a preheater. The first stage (20 psig) polymer contained about 2% solvent and the second stage (50 torr vacuum) incorporated about 800 ppm volatiles. Water was injected into the second stage flash (devolatilizer) feed to quench residual catalyst and aid with solvent stripping. The properties of the polymer and the finished adhesives are summarized in Table 33.

TABLE 33

	Example #							
	PP1	PP2	PP3	PP4	PP5	PP6	PP7	PP8
Polymerization temperature (° C.)	132	135	135	135	135	134	133	137
Cat1 in catalyst blend (mol %)	96	93	93	93	93	93	96	93
Catalyst in reactor feed (wppm)	3.20	4.17	4.17	4.17	4.17	4.17	4.17	3.8
Propylene in reactor feed (wt %)	28.00	29.17	29.17	29.17	29.17	28.0	28.0	30.0
Scavenger (wppm)	7.44	25	25	25	25	24	24	24
Quench water (wt %)	1.82	0.86	0.86	0.86	0.62	1.4	2.8	0
Mn (kg/mol)	18.3	17.1	13	16.7	12.3	11.4	17.3	18.5
Mw (kg/mol)	41.7	36.6	32.5	34.4	32.3	31.9	38.5	34.1
Mz (kg/mol)	76.4	68.1	61.9	61.7	64.6	61.6	71.4	69.6
g' @Mz	—	0.83	0.85	0.83	0.81	0.83	0.94	0.89
Tc (° C.)	69.2	79.8	80.6	78.4	63.8	71.8	62.8	85
Tm (° C.)	131	134	136	137	130	132	137	136
Heat of fusion (J/g)	15.9	25.7	30.7	28.7	38	28.2	9.5	38.6

TABLE 33-continued

	Example #							
	PP1	PP2	PP3	PP4	PP5	PP6	PP7	PP8
Viscosity @190° C. (cps)	2300	1992	1382	1527	1211	1340	4235	1270

Catalyst

B = rac-dimethylsilyl bis(2-methyl-4-phenylindenyl) zirconium dimethyl

G = di(p-triethylsilylphenyl)methylene(cyclopentadienyl)(3,8-di-t-butylfluorenyl)hafnium dimethyl

All documents described herein are incorporated by reference herein, including any priority documents and/or testing procedures. As is apparent from the foregoing general description and the specific embodiments, while forms of the invention have been illustrated and described, various modifications can be made without departing from the spirit and scope of the invention. Accordingly, it is not intended that the invention be limited thereby.

The invention claimed is:

1. An adhesive comprising an olefin polymer composition comprising:

- a) a first amorphous polymer having a crystallinity of 5% or less, wherein crystallinity is determined according to ASTM E 794-85, prepared with a first catalyst; and
- b) a second crystalline polymer, differing in chemical and physical properties from the first polymer, having a crystallinity of 20% or more, wherein crystallinity is determined according to ASTM E 794-85, prepared with a second catalyst; and

where the olefin polymer composition has:

- a) a Dot T-Peel of 1 Newton or more on Kraft paper;
- b) an Mw of at least 7,000 to 80,000;
- c) a branching index (g') of from 0.4 to 0.90 measured at the Mz of the polymer composition; and
- d) a crystallinity of between 5 and 40%, wherein crystallinity is determined according to ASTM E 794-85.

2. The adhesive of claim 1, wherein the polymer composition has:

- a) a Dot T-Peel of 2 Newton or more on Kraft paper;
- b) a branching index of 0.4 to 0.8;
- c) a Mw of 10,000 to 60,000; and
- d) a crystallinity of between 10 and 30%, wherein crystallinity is determined according to ASTM E 794-85.

3. The adhesive of claim 1, wherein the olefin polymer composition has:

- a) an isotactic run length of 1 to 30,
- b) a percent of r dyad of greater than 20%, and
- c) a crystallinity of between 10 and 30%, wherein crystallinity is determined according to ASTM E 794-85.

4. The adhesive of claim 1, wherein the olefin polymer composition has a melt viscosity of 7000 mPa·sec or less at 190° C.

5. The adhesive of claim 1, wherein the olefin polymer composition has a melt viscosity of 5000 mPa·sec or less at 190° C.

6. The adhesive of claim 1, wherein the olefin polymer composition has a melt viscosity of between 250 and 6000 mPa·sec at 190° C.

7. The adhesive of claim 1, wherein the olefin polymer composition has a melt viscosity of between 500 and 3000 mPa·sec at 190° C.

8. The adhesive of claim 4, wherein the olefin polymer composition has a Tg of 0° C. or less.

9. A pellet comprising the adhesive of claim 1.

10. The adhesive of claim 1, further comprising a functionalized wax.

11. The adhesive of claim 1, further comprising a wax.

12. The adhesive of claim 1, adhesive further comprising a hydrocarbon resin.

13. The adhesive of claim 1, further comprising one or more hydrocarbon resins selected from the group consisting of aliphatic hydrocarbon resins, aromatic modified aliphatic hydrocarbon resins, hydrogenated polycyclopentadiene resins, polycyclopentadiene resins, gum rosins, gum rosin esters, wood rosins, wood rosin esters, tall oil rosins, tall oil rosin esters, polyterpenes, aromatic modified polyterpenes, terpene phenolics, aromatic modified hydrogenated polycyclopentadiene resins, hydrogenated aliphatic resin, hydrogenated aliphatic aromatic resins, hydrogenated terpenes and modified terpenes, and hydrogenated rosin esters.

14. The adhesive of claim 1, further comprising hydrocarbon resin present at 1 weight % to about 80 weight %.

15. The adhesive of claim 1, further comprising hydrocarbon resin present at 2 weight % to about 40 weight %.

16. The adhesive of claim 1, further comprising hydrocarbon resin present at 3 weight % to 30 weight %.

17. The adhesive of claim 1, further comprising hydrocarbon resin present at 1 weight % to about 80 weight % selected from the group consisting of:

C5/C6 terpene resins, styrene terpenes, alpha-methyl styrene terpene resins, C9 terpene resins, aromatic modified C5/C6, aromatic modified cyclic resins, aromatic modified dicyclopentadiene based resins, resins obtained from the cationic polymerization of compositions containing one or more of the following monomers: C5 diolefins; C5 olefins; C6 olefins, C9 vinylaromatics; cyclics; and or terpenes; resins obtained by the thermal polymerization of dicyclopentadiene, and the thermal polymerization of dimers or oligomers of cyclopentadiene and/or methylcyclopentadiene, optionally with vinylaromatics.

18. The adhesive of claim 1, wherein the adhesive comprises less than 5% hydrocarbon resin.

19. The adhesive of claim 1, wherein the adhesive comprises less than 3% hydrocarbon resin.

20. The adhesive of claim 1, wherein the adhesive comprises less than 1% hydrocarbon resin.

21. The adhesive of claim 1, wherein the olefin polymer composition comprises propylene and one or more of butene, pentene, hexene, octene, nonene, and decene, wherein the olefin polymer comprises less than 50 mole % ethylene, and wherein the olefin polymer has a Dot T-Peel of 3 or more Newtons; a viscosity of 8000 mPa·sec or less at 190° C.; a branching index (g') of from 0.4 to 0.85 measured at the Mz of the polymer composition; and an Mw of 100,000 or less.

22. The adhesive of claim 1, wherein the olefin polymer composition comprises propylene and hexene.

23. The adhesive of claim 1, wherein the polymer composition is functionalized, with functional groups of maleic acid or maleic anhydride.

* * * * *