



US008939834B2

(12) **United States Patent**
Bond

(10) **Patent No.:** **US 8,939,834 B2**
(45) **Date of Patent:** ***Jan. 27, 2015**

(54) **SOFTWARE VERIFICATION AND AUTHENTICATION**

(71) Applicant: **Aristocrat Technologies Australia Pty Limited**, North Ryde, NSW (AU)

(72) Inventor: **Eugene Thomas Bond**, Las Vegas, NV (US)

(73) Assignee: **Aristocrat Technologies Australia Pty Limited** (AU)

(*) Notice: Subject to any disclaimer, the term of this patent is extended or adjusted under 35 U.S.C. 154(b) by 0 days.

This patent is subject to a terminal disclaimer.

(21) Appl. No.: **14/023,997**

(22) Filed: **Sep. 11, 2013**

(65) **Prior Publication Data**

US 2014/0011582 A1 Jan. 9, 2014

Related U.S. Application Data

(63) Continuation of application No. 09/720,042, filed as application No. PCT/AU99/00486 on Jun. 17, 1999, now Pat. No. 8,579,705.

(60) Provisional application No. 60/089,654, filed on Jun. 17, 1998.

(51) **Int. Cl.**
A63F 13/12 (2006.01)
H04K 1/02 (2006.01)
(Continued)

(52) **U.S. Cl.**
CPC **A63F 13/10** (2013.01); **G06F 21/51** (2013.01); **G07F 17/32** (2013.01);
(Continued)

(58) **Field of Classification Search**

CPC . G06F 21/51; G06F 2221/2109; G07F 17/32; G07F 17/3202; G07F 17/3241; G07F 17/3227; G07F 17/3223; A63F 13/10; A63F 2300/401
USPC 463/29; 380/250, 28-30
See application file for complete search history.

(56) **References Cited**

U.S. PATENT DOCUMENTS

4,321,672 A 3/1982 Braun et al.
5,239,584 A 8/1993 Hershey et al.

(Continued)

FOREIGN PATENT DOCUMENTS

EP 0 360 613 3/1990
EP 0 464 811 1/1992

(Continued)

OTHER PUBLICATIONS

Derwent abstract for WO 98/35309 A1.

(Continued)

Primary Examiner — David L Lewis

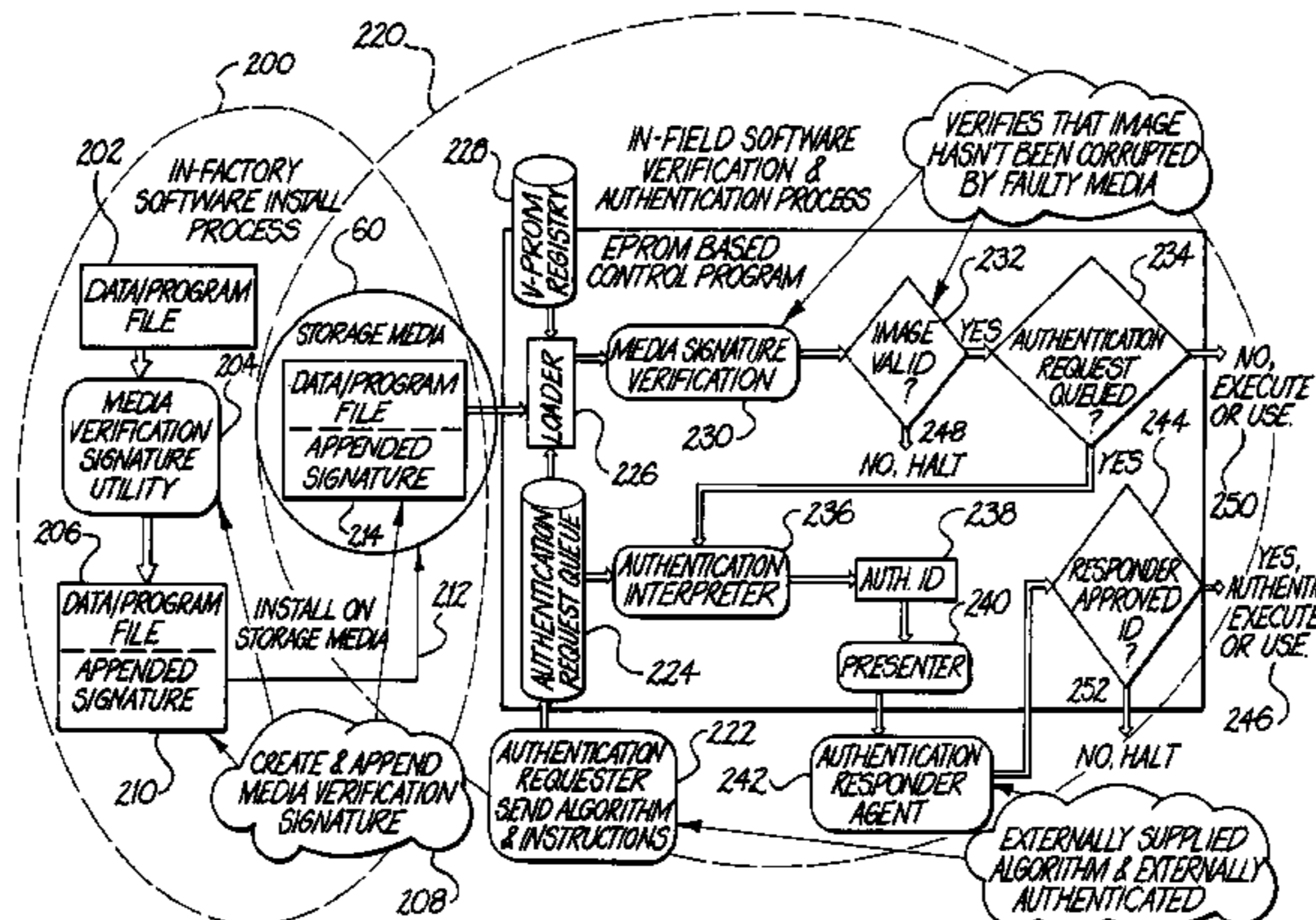
Assistant Examiner — Matthew D Hoel

(74) *Attorney, Agent, or Firm* — McAndrews, Held & Malloy, Ltd.

(57) **ABSTRACT**

A device for controlling electronic gaming machines comprises a single board computer (SBC) having a microprocessor, memory means, storage means and a ROM (Read Only Memory). The ROM includes: a loader program; verification program; an authentication program; and a presentation program. Additional Mass storage media in communication with the SBC store pre-verified and approved gaming software (program files) and related data files, each of which have a verification signature appended to them. Prior to usage of the gaming software, the program file software or data file is retrieved by the loader program and checked by the verification program which compares the verification signature with a newly calculated verification signature. If the newly calculated signature matches the verification signature, the requested file is deemed to be intact (a validated image).

15 Claims, 4 Drawing Sheets



- (51) **Int. Cl.**
H04L 9/32 (2006.01)
A63F 13/40 (2014.01)
G06F 21/51 (2013.01)
G07F 17/32 (2006.01)
- (52) **U.S. Cl.**
 CPC *G07F 17/3202* (2013.01); *G07F 17/3241*
 (2013.01); *G07F 17/3227* (2013.01); *G06F*
2221/2109 (2013.01); *A63F 2300/401*
 (2013.01); *G07F 17/3223* (2013.01)
 USPC **463/29**
- (56) **References Cited**

6,149,522	A	11/2000	Alcorn et al.
6,210,274	B1	4/2001	Carlson
6,264,561	B1	7/2001	Saffari et al.
6,364,769	B1	4/2002	Weiss et al.
6,527,638	B1	3/2003	Walker et al.
6,620,047	B1	9/2003	Alcorn et al.
6,805,634	B1	10/2004	Wells et al.
6,968,405	B1	11/2005	Bond et al.
6,986,055	B2	1/2006	Carlson
7,043,641	B1	5/2006	Martinek et al.
RE39,368	E	10/2006	Alcorn et al.
RE39,369	E	10/2006	Alcorn et al.
RE39,370	E	10/2006	Alcorn et al.
RE39,400	E	11/2006	Alcorn et al.
RE39,401	E	11/2006	Alcorn et al.
7,203,841	B2	4/2007	Jackson et al.
7,217,190	B2	5/2007	Weiss

U.S. PATENT DOCUMENTS

5,267,315	A	11/1993	Narita et al.
5,297,208	A	3/1994	Schlaflly et al.
5,321,751	A	6/1994	Ray et al.
5,341,426	A	8/1994	Barney et al.
5,355,413	A	10/1994	Ohno
5,539,828	A	7/1996	Davis
5,643,086	A	7/1997	Alcorn et al.
5,700,195	A	12/1997	Halic
5,707,286	A	1/1998	Carlson
5,923,249	A	7/1999	Muir
6,071,190	A	6/2000	Weiss et al.
6,106,396	A	8/2000	Alcorn et al.

FOREIGN PATENT DOCUMENTS

GB	2121569	12/1993
JP	10024148	1/1998
WO	9621974	7/1996
WO	9624900	8/1996
WO	9800818	1/1998
WO	9840140	9/1998
WO	9967721	12/1999

OTHER PUBLICATIONS

Derwent abstract for WO 96/21916 A1.

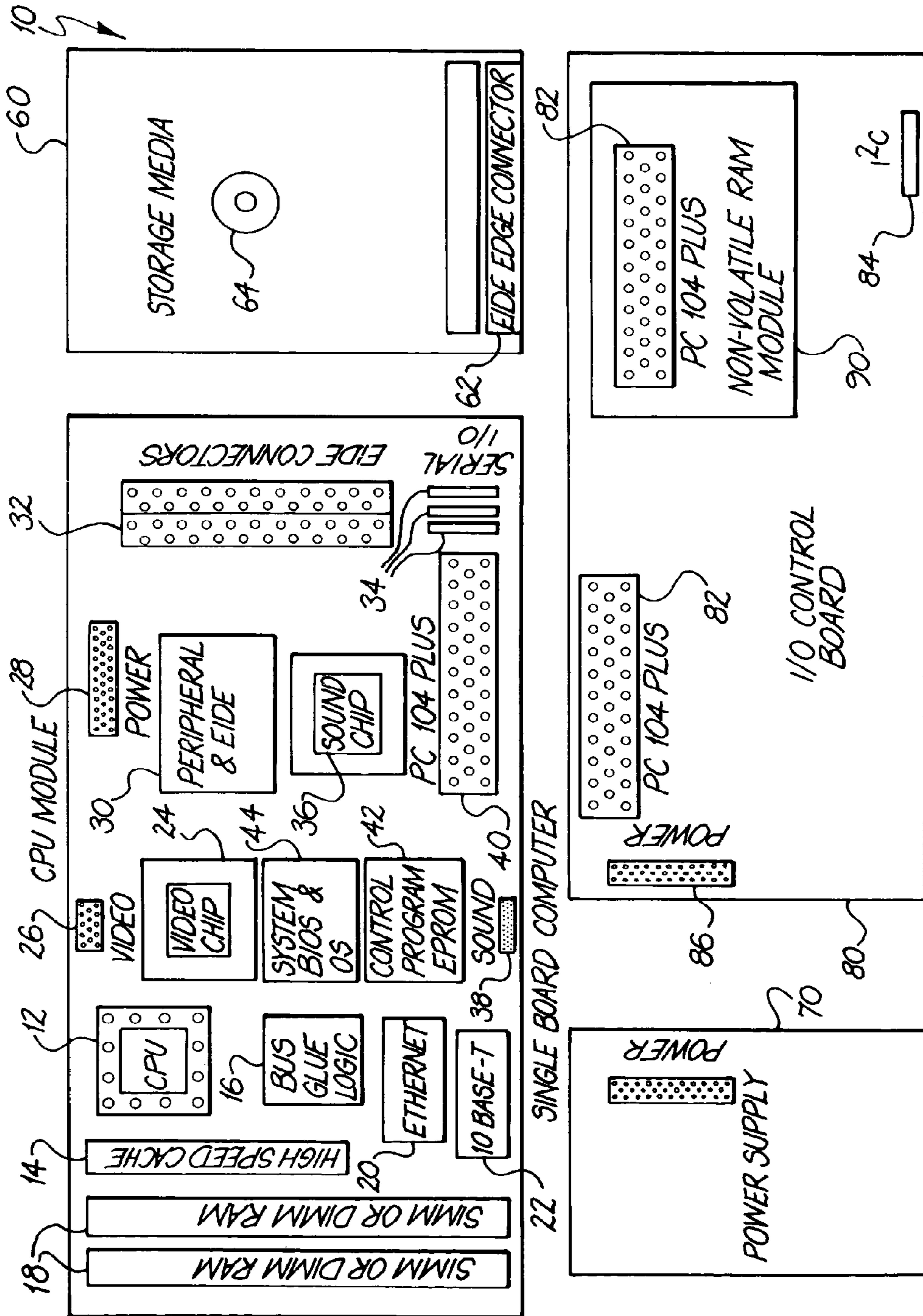


FIG. 1

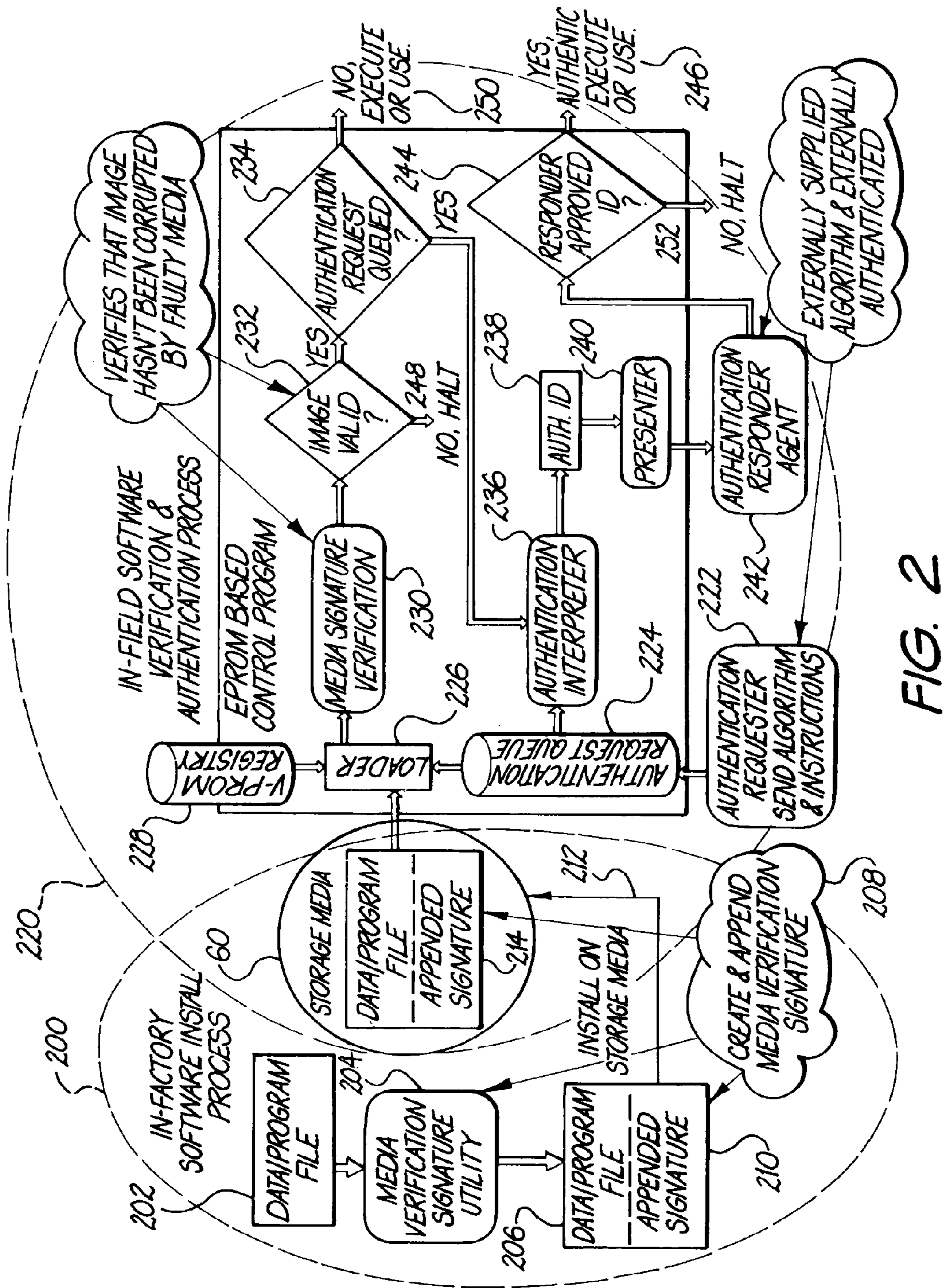


FIG. 2

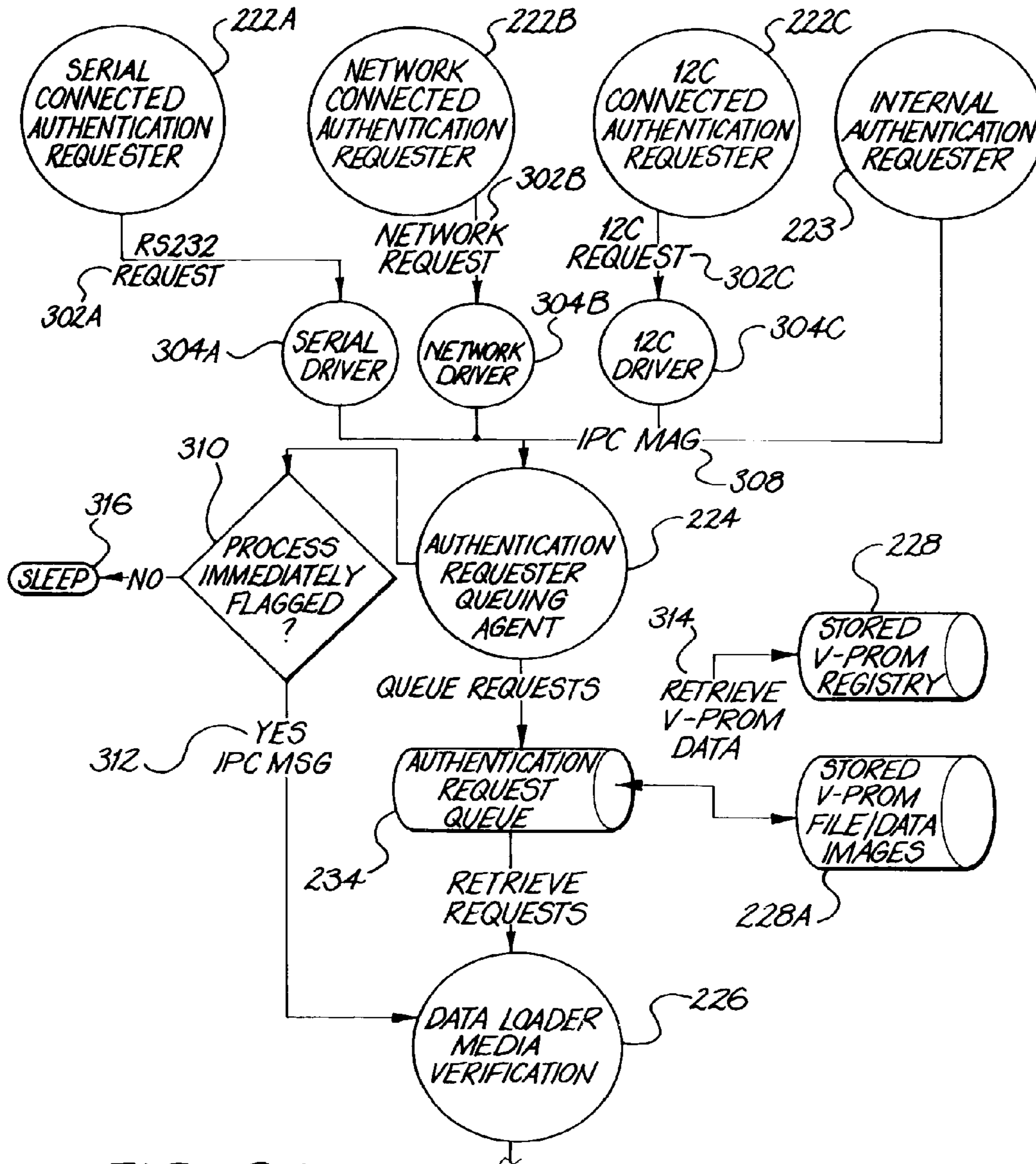


FIG. 3A

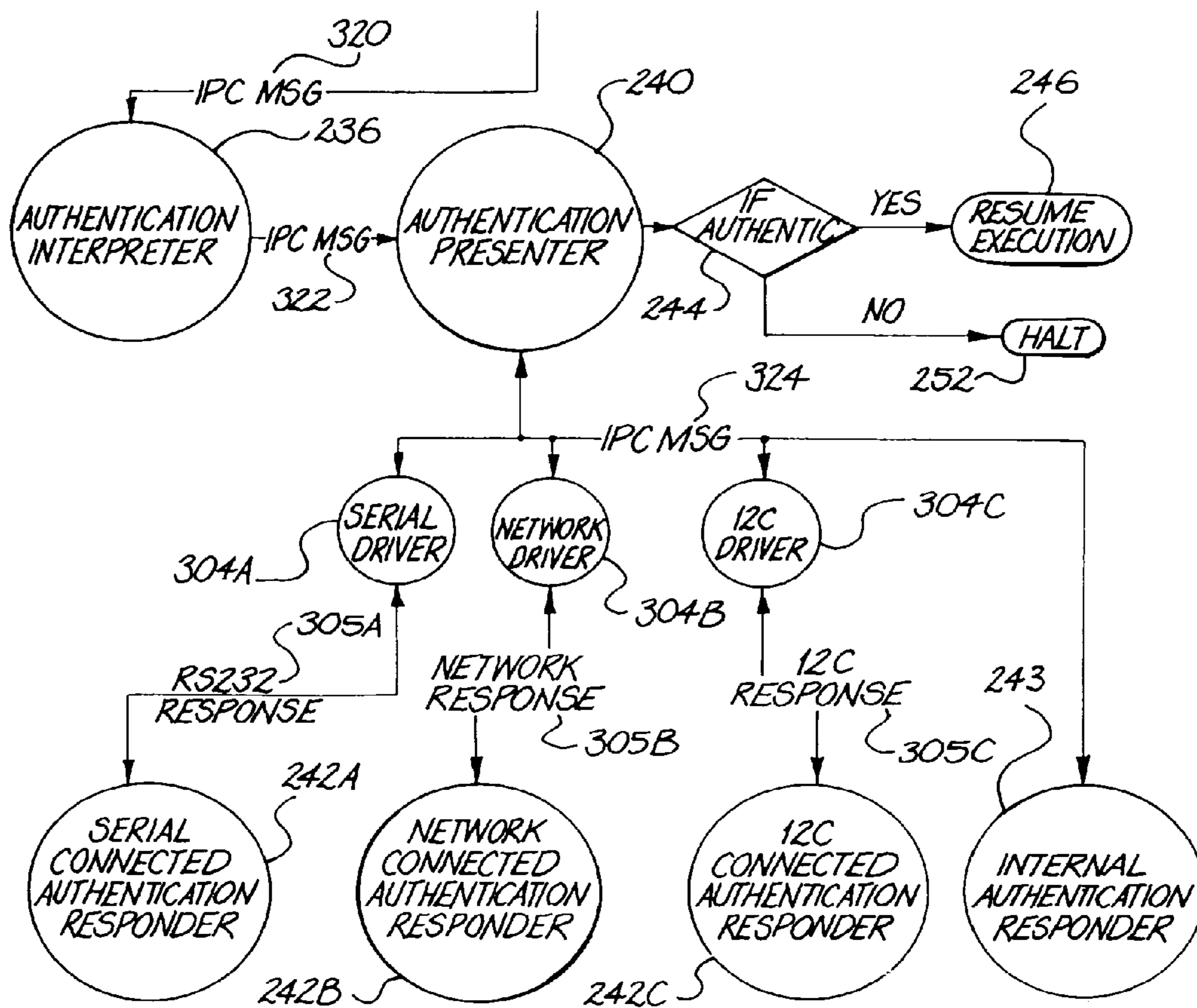


FIG. 3B

SOFTWARE VERIFICATION AND AUTHENTICATION

BACKGROUND OF THE INVENTION

This invention relates to ensuring the compliance, integrity and authenticity of microprocessor-based gaming devices utilized in regulated gaming jurisdictions. These devices are commonly referred to as slot machines or video poker machines; however, more recent implementations have combined both aspects and offer a variety of games on a single machine referred to as a multi-game machine. A commonly configured multi-game machine would include a plurality of games such as: keno, poker, slots, blackjack and others. These games can be played separately or be combined together to form new games, games within games, thus pushing the limits of gaming software and hardware capabilities. As the complexity of these gaming devices increases, the difficulty of ensuring regulatory compliance increases.

Typical gaming machines of this type utilize a combination of mechanical devices, electronics, microprocessors and complex software to generate the gaming experience. Some of the common hardware components include a cabinet, handle, jackpot tower, coin acceptor, bill acceptor, credit meters, back-lit glass, reels, monitors, game doors, buttons, payout hoppers, lights and speakers. The electronics include many of the following components: microprocessor, (also referred to as a central processing unit ("CPU")), read only memory (ROM), random access memory (RAM), high speed data bus, peripheral logic chips for serial and parallel ports and driver circuitry for lamps, speakers, video and other devices. Typical software components include: power-up initialization, device drivers, game recovery, state machines (to monitor whether the game is in a state of active play, "sleeping" between active play or off), random number generator, payout routine, credit management, graphics engine, sound, game engine, game data, security, accounting and reporting functions.

In jurisdictions where gaming is legal, use of such gaming devices is regulated by law. This invention is designed to aid in complying with two kinds of gaming regulations: those requiring automated verification of the device's integrity, and those requiring a method of determining the authenticity of the device.

As will be described below, verification and authentication are separate processes. Verification of the gaming software is usually performed before and during game play. Verification is done initially to make certain that the program code or other data stored in the gaming device is intact and functioning properly by methods known to those skilled in the art. In the case of verification, the gaming device's software is usually required to be check-summed or cyclic redundancy checked (CRC). During program execution (i.e., the course of game play) the software images are periodically re-checked in order to ensure that the storage media in which the program code/data is stored has not become corrupted. This periodic verification is important because media corruption has been known to generate erroneous jackpots.

Occasionally, the software is authenticated, which is typically a process carried out by a third party (other than the manufacturer or the operator/casino) representing the gaming enforcement agency that has jurisdiction over the device. Its purpose is to ensure that the software controlling the game has not been tampered with, and software authentication is usually required after a large jackpot has been obtained by a player. Authentication also verifies that the gaming software

was previously examined and approved by the gaming agency in whose jurisdiction the jackpot occurred.

In addition, the casino likes to verify that the software running the game is legitimate particularly if the machine is not earning the expected amount of revenue or in response to player complaints about the behavior of a particular game.

In prior art devices, authentication is usually accomplished by one of two methods. Both methods require the opening of the game, the removal of CPU and the removal of software, typically stored in EPROMS, (Electronically Programmable Read Only Memory) from the CPU. Then, in the first method, the removed EPROMS are compared with a custodial (or master) set of EPROMS which have been kept in a secure location. If the comparison indicates that they are the same, the software is considered to be authentic. The second method involves plugging each EPROM into an electronic authentication device which generates an authentication identification (id) for the image resident in the EPROM. The resulting authentication ids are compared to previously recorded ids for those EPROMS. If they are identical, the software is labeled authentic.

Existing authentication methods are well-suited to prior art devices which use ROM type storage; and which typically are stand-alone gaming machines. However, with the advent of new storage technologies, increased storage requirements of modern operating systems, and multi-game multimedia gambling devices involving a plurality of gaming machines in communication with each other, the prior art methods are no longer sufficient.

And though Silicon Gaming has invented a method for "authenticating" software stored in other media, it ignores the existing authentication paradigm presently accepted in gaming. Thus, there is a need for a means of verifying and authenticating software stored in modern media that is compatible with existing gaming regulations and practices. It is also believed that such methods should take into account the practice of relating software and modular functionality to EPROMS like prior art systems. The industry is comfortable with having a set of EPROMS for "System" software and a set for each model (comprising unique pay schedule, symbols, and/or play rules), or a set for each game in a multi-game environment. It is further thought that remote authentication is desirable to said agencies. Lastly, it is thought that a method of authentication that does not require the removal of gaming software from the machine is desirable to the operator.

SUMMARY OF THE INVENTION

It is an object of the present invention to provide a device for use within a gaming machine, such as a slot machine or a multi-game machine, which allows for continuous verification of gaming software stored in modern media in a manner consistent to that which occurs in EPROM based prior art systems.

Still another object of the present invention is to provide a device for use within a gaming machine, such as a slot machine or a multi-game machine, which allows for verification of data files.

Still another object of the present invention is to provide a method that can be used within a gaming machine, that will allow software authentication without requiring the removal of gaming software (program files) from within the gaming machine.

Still another object of the present invention is to provide a method that allows for authentication of the gaming software (program files) without requiring removal of the central processing unit from the gaming machine.

Still another object of the present invention is to provide a method that allows for authentication of the gaming software (program files) from a remote location.

Still another object of the present invention is to provide a method that allows for authentication of the gaming software (program files) according to specifications set forth by the I²C.

Still another object of the present invention is to provide a method that allows for authentication of the gaming software (program files) from within the gaming machine.

Still another object of the present invention is to provide a method that can be used within a gaming machine, that will allow data file authentication without requiring the removal of the data files from the gaming machine.

Still another object of the present invention is to provide a method that allows for authentication of the data files without requiring removal of the central processing unit from the gaming machine.

Still another object of the present invention is to provide a method that allows for authentication of the data files from a remote location.

Still another object of the present invention is to provide a method that allows for authentication of data files according to specifications set forth by the I²C.

Still another object of the present invention is to provide a method that allows for authentication of the data files from within the gaming machine.

Still another object of the present invention is to provide a method of relating gaming software stored in non-EPROM media as if it were embodied in EPROM media.

Still another object of the present invention is to provide a method of configuring gaming software stored in non-EPROM media as if the software were embodied in EPROM media.

Still another object of the present invention is to provide a method of reporting gaming software stored in non-EPROM media as if the software were embodied in EPROM media.

Still another object of the present invention is to provide a method of verifying gaming software stored in non-EPROM media as if it were embodied in EPROM media.

Still another object of the present invention is to provide a method of authenticating gaming software stored in non-EPROM media as if it were embodied in EPROM media.

Still another object of the present invention is to provide a method of representing gaming software stored in non-EPROM media as if it were embodied in EPROM media.

Still another object of the present invention is to register the agent making the authentication request.

The present invention is a control system for electronic gaming machines which comprises a control means having a microprocessor, memory means, storage means, a means for operating the gaming machine, a plurality of program means and a plurality of data means, a ROM (Read Only Memory), a plurality of input/output means, a means for receiving power and a means for supplying power. The ROM includes means to verify and authenticate the program means and the data means, in response to a request from a requesting agent, which is external to the control system. The requesting agents can be located externally with respect to the gaming machine, or can be located within the gaming machine. The verification and authentication means include a loader program, a verification program, an authentication program, and a presentation program. Mass storage media in communication with the control means store pre-verified and approved gaming software (program files) and related data files, each of which has a unique verification signature (or identification means) appended to them. Prior to usage of the gaming software, a

program file or data file is retrieved by the loader program and checked by the verification program, which compares the verification signature with a newly calculated verification signature. If the newly calculated signature matches the verification signature, the requested file is deemed to be intact (a validated image). The verification process ensures that the file has been retrieved in its entirety and is free from corruption caused by storage media faults. The control system also includes means to control the operation of the verification program and the gaming machine, depending on the outcome of the verification program and the authentication program, respectively. If any corruption has occurred, the control device displays an error message and the verification process is halted. After verification, all pending requests for authentication from authentication agents (requesting agents) are processed by a queuing means. Each request includes a set of authentication instructions and a reply destination (a responder means). The responder means is external to the control system, and can be situated either externally with respect to the gaming machine, or internally in the gaming machine. After queuing, an authentication interpreter processes the validated image pursuant to the requester's instruction. The presentation program reports the resulting authentication identification to the requested destination which either acknowledges or refuses authorization. If acknowledged, the image is used; if refused, an error is displayed and the process is halted.

The present invention offers a number of benefits. First, the present invention allows one or more external authenticating agents to perform the authentication process. This results in better accountability to regulatory authorities because the manufacturer is not certifying its own authenticity. Second, each authenticating agent can use its own method (or multiple methods) of authentication using unique supplied authentication math instruction sets. Further, the same system can be used by the software manufacturer during the software release and/or upgrade process to ensure that the correct configuration of software has been installed on the gaming machine. This method is capable of distinguishing between media corruption and deliberate tampering of software components. In-house tampering or rigging of the software could also be detected if each department within the manufacturer has its own authentication instruction set; one group could easily check the work of another. Additional advantages include authentication which can be remotely accomplished; authentication requests are queued by the invention and can be flexibly scheduled; software can be managed as related groups through the V-PROM registry; and a wider range of gaming hardware can be used due to the hardware abstraction aspects of the registry.

The V-PROM (Virtual Programmable Read Only Memory) Registry aids in the retrieval and management of related stored binary information by logically grouping discrete data and program entities together as if they were stored in ROM type media.

The V-PROM Registry is a program/data directory which provides crucial information used in the management, retrieval and authentication of related programs and data sets. In prior art gaming inventions, related programs and data are typically stored in the same EPROM set. In such inventions, it is not uncommon to find a dozen system tasks or more stored in the same EPROM set—a set is typically comprised of two EPROMS, the first containing the data stored in the odd-numbered addresses and the second containing the data stored in the even-numbered addresses. However, when using general purpose storage media such as a hard drive, the tendency, due to modern operating system design, is to store each

process, task and data set as a separate discrete file. Using modular development techniques, it is not unusual to have thirty or more processes and several dozen data images stored on a hard drive in the form of files. Authentication of prior art systems is easily accomplished, being done at the EPROM level, resulting in one authentication id for each EPROM, a typical gaming device having one to twelve EPROMS. Whereas, the job of authenticating one hundred plus discrete files on a hard drive is a much more difficult and error-prone task. In order to maintain the same kind of one-to-many grouping characteristics naturally occurring in ROM style media, a relational database directory was designed to store logical EPROM-like grouping information, termed the V-PROM Registry. The Registry contains the location and media type of related stored programs and data sets, each group having a unique V-PROM name. As an added benefit, the V-PROM Registry abstracts the type of storage media from the authentication process thus allowing for the use of a wider variety of storage media.

The final step of the software installation phase is to update the directory of installed software in the V-PROM Registry, noting the images' storage locations, media types and defining logical groupings for related programs and associated data.

V-PROMS are logical containers that contain software and related data. V-PROMS can also contain other V-PROMS, thus, a given software configuration can be stored as a V-PROM containing a series of "smaller" V-PROMS which describe all of the software games to be installed for a specific operator/casino installation. Subsequently, by authenticating the "parent" V-PROM, the whole software installation can be verified.

BRIEF DESCRIPTION OF THE DRAWINGS

The invention will be better understood by a Detailed Description of the Invention, with reference to the drawings, of which:

FIG. 1 is a schematic diagram of the device of the present invention and related hardware components;

FIG. 2 is a block diagram providing a conceptual overview of the in-factory software installation process and the in-field software verification and authentication process; and

FIGS. 3A and 3B are block diagram describing the authentication process in greater detail than outlined in FIG. 2.

DETAILED DESCRIPTION OF THE PREFERRED EMBODIMENT

FIG. 1 illustrates the hardware components utilized in the preferred embodiment of this invention. Other hardware configurations are possible because of the modular nature of this design. The present invention is a control system 10 for a gaming machine. The gaming machine is not shown, but can be either a slot machine, a video poker machine, or a newer implementation which has combined aspects of both types of machines and offers a variety of games on a single machine referred to as a multi-game. A commonly configured multi-game machine includes a plurality of games such as: keno, poker, slots, blackjack and others. Typical gaming machines of this type utilize a combination of mechanical devices, electronics, microprocessors and complex software to generate the gaming experience. Some of the common hardware components used are as follows: a cabinet, handle, jackpot tower, coin acceptor, bill acceptor, credit meters, back-lit glass, reels, monitor, game door, buttons, payout hopper, lights and speakers.

The control system 10 (FIG. 1) comprises four major modules. The first module is a commercially available Single Board Computer (SBC). Second, Module 60 represents commercially available storage media. Third, module 70 is a commercially available power supply. The fourth module 80 is the custom manufactured Input Output (I/O) Control Board (the "IOCB"). A detailed description of the IOCB is found in NuGame's patent application Ser. No. 60/085,892, for an Intelligent Input/Output control System, filed 18 May 1998, 1998. A fifth module 90 is a Non-volatile RAM storage board. All five components are in electronic communication with each other. SBC connects to storage medium 60 through either of an EIDE cable, or a SCSIII cable in the case of a SCSIII base SBC. SBC also is connected to the IOCB 80 and the non-volatile RAM storage board 90 through a stackable PC104 Plus connector. Power supply 70 supplies power to the other four components via power cables and connectors, components which are known to those skilled in the art. This regulated power supply provides power at the proper voltage and current that each component requires.

In detail, the SBC has the following components in electronic communication with each other. The microprocessor (or CPU) 12 is a x86 CPU such as a Pentium™ or Pentium II™ processor with MMX™ or equivalent technology. CPU 12 is in communication with a high speed processor cache 14 for improved performance; glue logic chips 16 for driving high speed data busses and interfacing the processor 12 to other high speed components such as RAM, video processors, network chips, and I/O boards, High speed RAM sockets 18 typically DIMM or SIMM (Dual Inline Memory Module or Single Inline Memory Module, respectively) style; an integrated high speed network interface 20, such as, but not meant to be limited to, an Ethernet network connection; a network interface connector 22; an integrated high speed video processor, 24 video monitor connection; 26 are also components of the Single Board Computer 10. Other components of the SBC include power connector 28; a custom peripheral I/O chip 30 for driving a plurality of serial I/O, parallel I/O; and a disk subsets such as EIDE or SCSIII. A plurality of EIDE or SCSIII storage media connectors; 32, a plurality of serial and parallel I/O connections 34; an integrated sound chip 36; sound connection 38; and (9) stackable PC104 Plus connector 40 are also components of the SBC. It is important to note that this invention is not tied to a specific SBC or manufacturer. This is accomplished through the use of a general purpose operating system (OS) and a method of hardware abstraction. The manner of hardware abstraction is described in NuGame's patent application, Ser. No. 60/094, 068, for an I/O Interface and Device Abstraction, filed 24 Jul. 1998, 1998. Thus, the present invention treats the SBC as a component which can be swapped or upgraded as new boards become commercially available.

The second module, also referred to as storage media module 60, represents the use of general use purpose mass storage media. The media represented in storage media module 60 can include: Hard disk drive units, CD-ROMs (Compact Disk-Read Only Memory), solid state storage devices, or other storage media used in the Personal Computer (PC) industry. This media is connected to the SBC through a PC industry standard interface such as EIDE, SCSIII, or PCMCIA interface 62. Where spinning media is used, i.e., a hard disk drive unit, a CD-ROM drive unit, or a Digital Video Disk (DVD) drive unit, as examples, reference numeral 64 represents a drive spindle. Other elements that may be unique to a particular type of mass storage medium are not shown. Storage media 60 may also represent a file server connected to the

control system. Although the present invention can function without mass storage, it is specifically designed to exploit the advantages of such devices.

A custom I/O Control Board **80** is interfaced to the SBC through a stackable PC-104 Plus connector. This board is responsible for interfacing to all of the machine components utilized in a gaming device. This board also functions as a bridge to other intelligent I/O devices attached to the I²C network at **84**, an interface connection. Reference numeral **86** indicates a connector which connects the IOCB **80** with power supply **70**. (A detailed description of the IOCB **80** is found in patent application Ser. No. 60/085,892 for an Intelligent Input/Output Control System, filed 18 May, 1998.

Thus, the SBC and the IOCB **30** direct the operation of the various displays, controls, video, sound, and other peripherals of the gaming machine. The operation of SBC, IOCB **80** and the gaming machine(s) is directed by plurality of program files stored within the memory of the system's components.

The verification and authentication program included in the present invention has enhanced media verification, program/data management and authentication capabilities. These attributes enable the control system to better manage the large volume of software and data normally associated with a multi-game gaming device while ensuring the compliance, integrity and authenticity of each component. In addition, this invention also substantially aids in the reduction of software configuration errors that tend to accompany a device of this complexity.

FIG. **2** is a diagram of a conceptual overview of the verification and authentication program **199**. This verification and authentication program **199** is uniquely distinguished by interactions of three major components and the methods contained therein: a Loader **226** with media verification methods, a data/program directory **228** termed "V-PROM Registry" (Virtual Programmable Read Only Memory), and a distributed Authentication Engine. The Loader **226** functions to retrieve and verify the integrity of data and programs stored on a wide variety of media such as EPROMS, hard drivers, CD-ROMS, flash disks, file servers, other ROMs such as PROM or EEPROM. The V-PROM Registry **228** aids in the retrieval and management of related stored binary information by logically grouping discrete data and program entities together. Contained within V-PROM Registry **228** are other program files which include relational database and directory functions to perform this logical grouping of the program files and data files. The Authentication Engine is responsible for calculating and reporting authentication identifications (ids) according to instructions found in the pending authentication requests that are associated via V-PROM registry to the programs and related data being loaded. All three of these components interact in order to carry-out requests for authentication as shown in FIG. **2**, and further described below.

The verification and authentication process to verify the integrity of the images being retrieved by the gaming software is a two-phase process and illustrated in FIG. **2**. The first phase, data/program preparation is accomplished by the In-Factory Software Installation Process **200**. As its name suggests, the In-Factory Software Install Program is performed at the factory where the gaming machine is produced, prior to shipment. The second phase, software retrieval and verification process **220** is accomplished in the field by the Loader and Media Signature Verification routines located in the EPROM based Control Program stored on SBC. This phase verifies the integrity of the installed media, to make sure the program files and data files contained therein have not been damaged by faulty or defective storage media.

The first phase of the Software Installation configuration verification process **199** is an in-factory phase (also referred to as the data preparation phase **200**) and is comprised of installing each processed program or data file **202** utilizing a Media Verification Signature Utility program **204**. The media verification signature utility can be chosen from any one of a number of verification programs known to those skilled in the art. The output of this utility is a media verification signature **203**. This signature **203** is calculated using either a cyclic redundancy check or a check sum using one of two common methods known to those skilled in the art. The complement **210** of the signature is appended to the end of its associated program or data set **206**. The process is repeated for each program to be installed. Programs **208** are then installed on the recipient storage media **60**. From storage media **60**, the processed data and programs are transferred to the loader **226** for transfer to memory within the EPROM on SBC. The final step of the Installation phase is to update the directory of installed software in the V-PROM Registry **228**, which notes the images' storage locations, media types and defines logical groupings for related programs and associated data.

On power-up, the initialization software contained in the control program, not depicted, electronically checks for remotely attached authentication agents, if detected, they are interrogated for their authentication registry information, Name/ID of agency being represented, password if pre-registered and required, the registered agency is noted/logged in Non-volatile storage. An Agent can be installed on-the-fly and registered using NuGame's' Dynamic Hardware Linking technology. Note: Pre-registered agents are entered in the installation process. Agents may be electronic apparatus, or persons interacting with the machine through the console. Either may be asked to enter a password. Many agents can exist simultaneously. Agents can be remotely connected. Agents can be internally or externally located with respect to the machine.

Authentication responders are registered agents. Usually the Agent and the responder are the same person/Apparatus; however, a registered agent can request that an alternative responder agent be referenced, thus, allowing for a person (acting as an agent) to request an authentication which is presented to a handheld apparatus (acting as a second agent) such as laptop computer which acts as a responder. Many other possibilities exist, such as presenting authentication ids via a network connection so that two apparatus or persons are required, one local, one remote to accomplish the authentication process, thus enhancing the security of the process.

After all the gaming and related software has been installed onto the control system **10** by the in-factory install process **200**, and the gaming machines are at their final destination, and being installed, or being periodically checked or operated, the second phase, the In-Field Software Verification and Authentication Process **220** is commenced. In the field (i.e. in the casinos, etc.) this process is performed during operation of the gaming device, from time-to-time, and as mandated by state regulatory agencies.

Phase two, the in-field, verification and authentication phase comprises two major steps—the first step being a verification step, and the second being an authentication step. The purpose of the verification step is to verify the integrity of the installed software (as program files and data files) to check that the various files, indicated by their images, have not been corrupted or altered or damaged because of faulty or defective media.

The verification step can be subdivided into the following steps, as outlined in FIG. **2**. Whenever there is a request for a V-PROM, program or data set, such as may occur when a

player activates the gaming machine to initiate game play the Loader routine **276**, references the V-PROM Registry **228** and the loader routine **226** accesses the storage media and places the requested binary image of the data requested program file **208** in the CPU**12**'s main memory. The Media Signature Verification routine **230** then applies the same algorithm used in the data preparation phase (**204**) to the loaded image **208** which has an appended complimentary signature **211**. Thus, using the check-sum method of verification, and due to the cancellation effect of previously appending the complement of the verification signature, the resulting check-sum value at **232** should be zero when processed again by the same algorithm. A non-zero result at **348** would indicate that the retrieved binary image was corrupted by a media fault resulting in the issuance of a command to halt the operation of the gaming device at **248**. A result of zero at **232** indicates that the image has been wholly retrieved without corruption, and depending upon the priority commands given with the initial request, this information is placed in a queue and awaits authentication at **234**. If the initial request included a priority command, the requested program is not queued, and can be executed or used immediately at **220**.

If the verification method shows that the integrity of the media is intact, the authorization program is initiated. The second major component in the present invention is the V-PROM Registry **228**. The V-PROM Registry **228** is a program data directory which provides crucial information used in the management, retrieval and authentication of related programs and data sets. In prior art gaming inventions, related programs and data are typically stored in the same EPROM set. An EPROM set is typically comprised of two EPROMS, the first containing the data stored in the odd numbered addresses and the second containing the data stored in the even numbered addresses.

In such prior art inventions, it is not uncommon to find a dozen system tasks or more stored in the same EPROM set.

Authentication of prior art systems is easily accomplished because it is done at the EPROM level, resulting in one authentication id for each EPROM, with a typical gaming device having one to twelve EPROMS. However, the newer gaming devices use general purpose storage media such as a hard drive, where the design of modern operating systems causes each process, task and data set to be stored as a separate discrete file. Using modular development techniques, it is not unusual to have thirty or more processes and several dozen data images stored on a hard drive in the form of files as a result. Thus, the job of authenticating one hundred plus discrete files on a hard drive is a much more difficult and error prone task than authenticating tasks stored on EPROMS. In order to maintain the same kind of one-to-many grouping characteristics naturally occurring in ROM style media, a relational database directory was designed to store logical EPROM-like grouping information, termed the V-PROM Registry **228**. Thus, the V-PROM is programmed to determine which program files and which data files are related, and to group them in a logical manner. This grouping program emulates the grouping methods that are characteristically found in ROM-type media, including ROMs, PROM, EPROM or EEPROM. The Registry contains the location and media type of related stored programs and data sets, each group having a unique V-PROM name. As an added benefit, the V-PROM Registry **228** abstracts the type of storage media from the authentication process thus allowing for the use of a wider variety of storage media. The third major component of the present invention is the Authentication Engine which is distributed into several smaller routines as shown in FIG. 2. The Authentication Engine only acts upon authentication

requests received from registered agents, a registered agent being an individual, a floor supervisor, system engineer or inspector authorized by a regulatory agency, the software manufacturer, the gaming machine manufacturer, authorized to perform the authentication process.

The software which controls the functioning of the present invention is stored in three different places. EPROM (**42**) contains the Control Program **220** illustrated in FIG. 2. Storage device (**44**) contains the BIOS in control system **10**. (Basic Input/Output System) and Operating System (OS) software (FIG. 1). The type of storage device (**44**) varies from SBC to SBC, depending upon the manufacturer: in some cases the BIOS and Operating System software are stored in two separate devices in electronic communication. Software games (program files) and data (data files) are stored on Storage device **60**. In some configurations, game software can be stored in a series of EPROMS attached to the PC-104 Plus bus **142** on the Non-volatile RAM module **90**. In other configurations, game software can be stored on a file server attached to the network via connector **32**. The file server is not shown in the figures.

EPROM **42** contains the following software components (FIGS. 3A and 3B) software component **304C** (the I²C driver) is the driver to interface to the **10CB 80**. Reference number **224** is an authentication requester queuing routine (see FIG. 2 also). The data loader routine and a media verification routine is shown at reference number **226**. The authentication interpreter is reference number **236**. and it communicates with authentication presentation routine **240**. Serial driver **304A** and Network Driver **304B** are part of the Operating System stored in the device **44** of the SBC.

Three of the authentication requestors **222**, the serial connected authentication requestor **222A**, the network connected authentication requestor **222B**, and the I²C connected authentication requestor **222C** are located externally with respect to the control system **1**, shown in FIG. 1.

Similarly, several of the authentication responders, the serial connected authentication responder **242A**, the network connected authentication responder **242B**, and the I²C connected authentication responder **242C**, are externally located with respect to the control system **10** shown in FIG. 1: the internal authentication request to **223** and the internal authentication responder **243** are optional, used by the manufacturer for internal authentication and stored in mass storage device **60**.

An overview of the verification and authentication process **220** is presented in FIG. 2 and described in the following few paragraphs. FIGS. 3A/3B describes the authentication process in greater detail. Identical reference numbers in FIG. 2 and FIGS. 3A/3B correspond to an identical step in the process. For this reason, the reader should follow both FIGS. 2 and 3A/3B, as appropriate. Referring to FIGS. 3A/3B, requests are emitted by the external requesting agents **222 A-C** which are in electronic communication with the present invention and transmitted to the authentication requester queuing agent **224**. Each of the connected authentication requestors, i.e., the serial connected authentication requestor **222A**, the network connected authentication requestor **222B**, and the I²C connected authentication requestor **222C** issue a request which is handled by serial driver **306A**. As shown in FIGS. 3A and 3B, similar requests and drivers handle the other authentication requestors **222B** and **222C**. The optional internal authentication requestor **223** communicates directly with the authentication requester queuing agent **224** by generating its own IPC message. These requests for authentication originate from the "Authentication Requesters" **222A-C**, or **223**. Properly formatted requests in the form of an (IPC

Message 308) are queued by the Authentication Engine 224 in the Authentication Request Queue 234. Each request (IPC Message 308) contains a request code, scheduling information (i.e., whether it should be processed immediate, timed/periodic, or upon the occurrence of a triggering event/semaphore), an Authentication Responder Selection Code (which selects the authentication responder 242A-C or 243 responder which will make the determination of authenticity, indicating which program file or data file, each with an appropriate appended signature file, is to be retrieved and a set of math instructions (algorithm) for the Authentication Interpreter 236. The Authentication Interpreter 236 processes the requested V-PROM image by applying the math instructions contained in the queued request to each binary word of data comprising the retrieved V-PROM image 228A. The resulting value is termed the Authentication (ID) 238. The Authentication Presenter 240 then reports the generated Authentication ID 238 to one of the externally located Authentication Responder Agent 242A-242C, designated by the responder code of the queued request. The Authentication Responder Agent (242A-C, or 243) makes the determination as to whether the resulting calculated Authentication ID is consistent with that of an authentic, previously released, tested, inspected, and legally approved V-PROM image of the same name. The authentication identification for a given program file or data file is stored within the authentication responder agents, 242A-C or 243. If the generated authentication (id) 238 matches the authentication (id) stored in the authentication responder agent, 242A-C or 243, as appropriate, then the program file or data file is deemed to be authentic, and at 246, the operation of the gaming device is continued. If the generated authentication (id) 238 does not match that stored in the authentication responder agent, at 252 the operation of the gaming device is halted.

Every time a new V-PROM image is released by a manufacturer, each compliance agency inspects and test the V-PROM. After assuring jurisdictional compliance, the testing lab runs the authentication process on the approved V-PROM, using their own unique authentication request math instructions, resulting in a new Authentication ID 238 for that jurisdiction. This new id is recorded and distributed to Authentication Responder Agents for that jurisdiction. Authentication responses can be electronically conveyed or manually entered by a field Agent.

Each individual authentication requestor (an agent) is initially registered with the system via a registration Inter-Process Communication, IPC, message 308.

The authentication queuing agent 224 cross examines the IPC request, checking the IPC message 308 for formatting errors. Properly formatted messages 348 are stored in the authentication request queue 234 and then acknowledged via a return IPC message. Errant requests (i.e., IPC messages that are improperly formatted or contain other errors detected by the authentication queuing agent 224) are also reported to the initiating requester (through a return IPC Message—not depicted). If the request is flagged for immediate processing 310 because it contains coding indicating it is to be processed immediately, the loader 226 is informed via an IPC message 312. The loader 226 accesses the request stored in the queue 234, then, at 314 retrieves the requested V-PROM image 228A according to the registry 228 given, from storage media 228A. The authentication interpreter 236 is called via an IPC message 320 and processes the V-PROM image retrieved 228A using the request math instructions (algorithm) stored in the queue 234. The resulting authentication id 238 (FIG. 2) is sent from authentication interpreter 236 (FIG. 3B) via IPC message 322 to the authentication presenter 240. The pre-

sender 240 routes the id to the responder agent 242, either the serial connected authentication responder 242A, the network connected authentication responder 242B, the I²C connected authentication responder 242C, or the optional internal authentication responder 243 as designated by the contents of the queued request at 234. The responder 242A-C, or 243 sends either an approval or denial response back to the presenter 240. The IPC message 324 issued by the authentication presenter 240 is routed to the particular connected authentication responder (242A-C) by a corresponding driver (304A-C). Thus, as shown in FIGS. 3A and 3B, serial driver 304A routes the IPC message and responds to serial connected authentication requestor 242A, the network driver 304B to 242B, etc. The internal authentication responder 243 receives its IPC message directly.

If the request is approved by the responder at 244, 240 deletes the queued request and at 246 continues normal execution; if not approved, at 252 the game is halted and an appropriate error message is displayed. The operation of the present invention can be illustrated by the following example, involving an immediate authentication request for the “SYSTEM” V-PROM. A subroutine of the authentication engine known as the Authentication Request Agent 222 would queue at 224 the request, signaling the loader 226 to retrieve the named V-PROM data/program group 228, in this example, the “SYSTEM” V-PROM. The loader 226 retrieves and verifies the integrity of each component of the “SYSTEM” V-PROM at 230-234 handing off the verified data to the Authentication Interpreter 236. The Authentication Interpreter 236 computes an Authentication ID 238 for the V-PROM based on the instructions given in the request. The Authentication ID 238 is reported by the presenter 240 to an Authentication Responder 242A-C or 243 that was named in the queued request. The Authentication Responder 242A-C or 243 either replies to the Presenter 240 that the id is authentic at 244 or it replies that the id is not approved at 252. The Presenter 240, based on the response, either continues normal execution of the game at 246. or at 252 halts the device, displaying an authentication error. This error will persist until the system is reset through a manual process performed at the device.

It will be appreciated by persons skilled in the art that numerous variations and/or modifications may be made to the invention as shown in the specific embodiments without departing from the spirit or scope of the invention as broadly described. The present embodiments are, therefore, to be considered in all respects as illustrative and not restrictive.

The invention claimed is:

1. A system, comprising:

a gaming machine comprising a storage medium that stores gaming software for the gaming machine, a processor configured to authenticate and execute the gaming software stored by the storage medium; and
an authentication agent apparatus external to the gaming machine and configured to transmit an authentication algorithm to said gaming machine, the authentication algorithm including instructions which the processor of the gaming machine executes to authenticate the gaming software stored in the storage medium; and receive from the gaming machine an outcome of the processor executing and applying the authentication algorithm to the gaming software stored in the storage medium.

2. The system of claim 1, wherein the authentication agent apparatus is further configured to provide an approval response to the gaming machine in response to authenticating

13

the gaming software based on the received outcome and an expected outcome of applying the authentication algorithm to the gaming software.

3. The system of claim 1, wherein the processor is configured to execute and apply the authentication algorithm to the gaming software in response to a request of the gaming machine, a request of a player of the gaming machine, a request of an authorized agent, a randomly event, and/or a periodically scheduled event.

4. The system of claim 1, wherein said at least one processor is further configured to execute a verification algorithm to verify a stored integrity of the gaming software in the storage medium.

5. The system of claim 1, wherein said gaming machine comprises a communication interface configured to permit the authorization agent apparatus to remotely transmit the authentication algorithm to the gaming machine via a communication link.

6. A method for authenticating gaming software stored in a gaming machine, the method comprising:

receiving, with the gaming machine, a plurality of instructions of an authentication algorithm transmitted by an external authentication agent;

executing, with a processor of the gaming machine, the plurality of instructions to apply the authentication algorithm to the gaming software stored in the gaming machine;

transmitting, an outcome of applying the authentication algorithm to the gaming software, from the gaming system to an authentication responder external to the gaming machine; and

determining, at the gaming machine, whether the gaming software is authentic based upon a response received from the authentication responder in response to the transmitted outcome.

7. The method of claim 6, further executing the authentication algorithm with the processor in response to a request of the gaming machine, a request of a player of the gaming machine, a request of an authorized agent, a randomly event, and/or a periodically scheduled event.

8. The method of claim 6, further comprising executing the gaming software with the processor in response to determining that the gaming software is authentic.

14

9. The method of claim 6, further comprising halting execution of the gaming software with the processor in response to determining that the gaming software is not authentic.

10. The method of claim 6, further comprising displaying an error messaging in response to determining that the gaming software is not authentic.

11. The method of claim 6, wherein the authentication agent and the authentication responder are both incorporated into a single apparatus external to the gaming machine.

12. A gaming machine, comprising:

a data storage device configured to store gaming software; and

a gaming controller configured to receive a plurality of instructions of an authentication algorithm from an authentication agent that is external to the gaming machine, execute the plurality of instructions to apply the authentication algorithm to the gaming software, transmit an outcome of applying the authentication algorithm to the gaming software to an authentication responder external to the gaming machine, and determine whether the gaming software is authentic based upon a response received from the authentication responder in response to the transmitted outcome.

13. The gaming machine of claim 12, wherein said gaming controller is further configured to prevent a player from playing a game implemented by the gaming software until the gaming software is determined to be authentic.

14. The gaming machine of claim 12, wherein said gaming controller is further configured to execute the plurality of instructions of the authentication algorithm in response to a player attempting to execute a game implemented by the gaming software.

15. The gaming machine of claim 12, wherein said gaming controller is further configured to download to the gaming machine one or more program files that comprise the gaming software, and initiate execution of the plurality of instructions of the authentication algorithm in response to downloading the one or more program files.

* * * * *