



US008893041B2

(12) **United States Patent**
Sherrard et al.

(10) **Patent No.:** **US 8,893,041 B2**
(45) **Date of Patent:** **Nov. 18, 2014**

(54) **PREFERRED CONTACT GROUP CENTRIC INTERFACE**

(75) Inventors: **Andrew Sherrard**, Seattle, WA (US);
Warren McNeel, Issaquah, WA (US);
Jasdeep Singh Chugh, Renton, WA (US); **Stephen John O'Connor**, London (GB); **Mikkel Crone Koser**, London (GB); **Richard Paul Turnnidge**, Pinner (GB); **Michael Thomas Hendrick**, Renton, WA (US); **Gary Sentman**, Furlong, PA (US); **Karl Warfel**, Covington, WA (US); **Wen-Hsing Chang**, Issaquah, WA (US); **Sally Abolrous**, Issaquah, WA (US); **Adrian Buzescu**, Bellevue, WA (US)

(73) Assignee: **T-Mobile USA, Inc.**, Bellevue, WA (US)

(*) Notice: Subject to any disclaimer, the term of this patent is extended or adjusted under 35 U.S.C. 154(b) by 1363 days.

(21) Appl. No.: **12/492,285**

(22) Filed: **Jun. 26, 2009**

(65) **Prior Publication Data**
US 2010/0050117 A1 Feb. 25, 2010

Related U.S. Application Data

(63) Continuation of application No. 11/400,925, filed on Apr. 10, 2006, now Pat. No. 7,685,530.

(60) Provisional application No. 60/689,581, filed on Jun. 10, 2005.

(51) **Int. Cl.**
G06F 3/048 (2013.01)
G06Q 30/02 (2012.01)
H04M 1/2745 (2006.01)
G06F 3/0481 (2013.01)
G06F 3/0482 (2013.01)

(52) **U.S. Cl.**
CPC **G06F 3/0482** (2013.01); **G06Q 30/0283** (2013.01); **H04M 1/27455** (2013.01); **G06F 3/04817** (2013.01)
USPC **715/810**; 715/765; 715/864; 379/142.01; 455/406; 345/169

(58) **Field of Classification Search**
CPC G06F 3/00; G06F 3/01; G06F 3/041; G06F 3/048
USPC 715/764, 765, 781, 783, 810, 835, 839, 715/864; 345/169; 379/93.23, 93.24, 379/142.01; 455/405, 406
See application file for complete search history.

(56) **References Cited**

U.S. PATENT DOCUMENTS

4,723,209	A	2/1988	Hernandez et al.
D296,218	S	6/1988	Wells-Papanek et al.
D298,144	S	10/1988	Wells-Papanek et al.
5,590,256	A	12/1996	Tchao et al.
D384,052	S	9/1997	Kodosky
D388,424	S	12/1997	DeMuro et al.
D391,948	S	3/1998	Eisenberg
5,724,531	A	3/1998	Miyashita et al.
5,751,980	A	5/1998	Musashi et al.
D395,427	S	6/1998	Arora et al.
5,793,365	A	8/1998	Tang et al.
5,796,394	A	8/1998	Wicks et al.
D397,687	S	9/1998	Arora et al.
D398,595	S	9/1998	Baer et al.
5,822,123	A	10/1998	Davis et al.
5,867,226	A	2/1999	Wehmeyer et al.
5,880,733	A	3/1999	Horvitz et al.
5,889,517	A	3/1999	Ueda et al.
D415,483	S	10/1999	Decker
5,987,107	A *	11/1999	Brown 379/114.12
5,987,469	A	11/1999	Lewis et al.
6,006,200	A	12/1999	Boies et al.
6,023,275	A	2/2000	Horvitz et al.
D424,036	S	5/2000	Arora et al.
D424,541	S	5/2000	Mugura
6,104,398	A	8/2000	Cox, Jr. et al.
6,130,726	A	10/2000	Darbee et al.
6,144,863	A	11/2000	Charron
6,151,059	A	11/2000	Schein et al.
D437,858	S	2/2001	Yasui et al.
6,188,406	B1	2/2001	Fong et al.
D438,873	S	3/2001	Wang et al.

[Return to T-Mobile.com](#)

[Not your phone?](#)

[Tour My T-Mobile](#)

My T-Mobile

PHOTO HERE

PHOTO HERE

Hello: John Doe
555_555_5555
[MY PROFILE](#) [Log out](#)
Support for Samsung T609

BILLING

PLAN & SERVICES

PHONE & ACCESSORIES

DOWNLOADS

COMMUNICATION

TOOLS

ASK T-MOBILE

SEARCH

MANAGE GROUP CONTACTS
Edit your selected group contacts in the form below, or edit them directly from your phone.
Please note that your selected group of contacts may only be changed once a month.
Edit your selected group of contacts

1. Name Number

2. Name Number

3. Name Number [Edit numbers only once a month](#)

4. Phone number change in progress from xxx-xxx-xxxx to xxx-xxx-xxxx
[We will send a confirmation text message to your phone after the number has been verified](#)

5. Name Number

[SAVE](#) [CANCEL](#)

RESOURCES
[US coverage map](#)
[International coverage](#)
[Learn about services](#)
[Your Plan](#)

DOWNLOADS
[Get More Group Contact Icons](#)

FREQUENTLY ASKED QUESTIONS
[When can I replace my Group Contacts?](#)
[Can I use my phone when I'm traveling overseas to call my Group Contacts?](#)
[Additional help](#)

[Store Locator](#) [Support](#) [Contact Us](#) [Coverage](#) [Refer a Friend](#)

[T-Mobile.com](#) [About T-Mobile USA](#) [©2002-2005 T-Mobile USA, Inc.](#) [Terms of Use](#) [Terms & Conditions](#) [Return Policy](#) [Privacy Policy](#)

US 8,893,041 B2

Page 2

6,201,957 B1	3/2001	Son et al.	7,231,229 B1	6/2007	Hawkins et al.
D440,979 S	4/2001	Wang et al.	7,236,576 B2	6/2007	Schnarel et al.
6,222,921 B1 *	4/2001	Mugura et al. 379/354	7,236,780 B2	6/2007	Benco et al.
6,226,367 B1	5/2001	Smith et al.	D545,827 S	7/2007	Evans et al.
6,236,398 B1	5/2001	Kojima et al.	D545,832 S	7/2007	Armendariz
6,249,863 B1	6/2001	Redford et al.	D546,342 S	7/2007	Armendariz
D445,426 S	7/2001	Wang et al.	D547,321 S	7/2007	Viegers et al.
D446,790 S	8/2001	Wang et al.	7,248,677 B2	7/2007	Randall et al.
6,313,877 B1	11/2001	Anderson	7,248,857 B1	7/2007	Richardson et al.
6,332,024 B1	12/2001	Inoue et al.	D548,239 S	8/2007	Rimas-Ribikauskas et al.
D454,138 S	3/2002	Imamura et al.	D548,743 S	8/2007	Takahashi et al.
D454,139 S	3/2002	Feldcamp	D550,681 S	9/2007	Totten et al.
6,359,635 B1	3/2002	Perttunen	D551,252 S	9/2007	Andre et al.
6,393,430 B1	5/2002	Van Ryzin	D552,114 S	10/2007	Tolle et al.
D459,361 S	6/2002	Inagaki	D554,142 S	10/2007	Cameron
D463,444 S	9/2002	Istvan et al.	7,280,652 B2	10/2007	Bocking et al.
6,460,181 B1	10/2002	Donnelly	D554,652 S	11/2007	Shen et al.
6,486,870 B1	11/2002	Kozu	D556,765 S	12/2007	Evans et al.
D467,252 S	12/2002	Lee	D557,268 S	12/2007	Fletcher
D469,442 S	1/2003	Bohlen, Jr. et al.	D558,221 S	12/2007	Nagata et al.
D470,857 S	2/2003	Anderson et al.	D562,343 S	2/2008	Fletcher
D471,226 S	3/2003	Gray	7,330,845 B2	2/2008	Lee et al.
6,532,459 B1	3/2003	Berson	D563,972 S	3/2008	Sherry
6,538,635 B1	3/2003	Ringot	7,343,565 B2	3/2008	Ying et al.
D472,902 S	4/2003	Nashida et al.	D565,586 S	4/2008	Shin et al.
D473,236 S	4/2003	Robbin et al.	D565,627 S	4/2008	Kase
D474,198 S	5/2003	Barnes	D567,251 S	4/2008	Sadler
D474,778 S	5/2003	Barnes	D567,817 S	4/2008	Kwag et al.
D475,064 S	5/2003	Nashida et al.	7,360,174 B2	4/2008	Grossman et al.
6,563,515 B1	5/2003	Reynolds et al.	D568,334 S	5/2008	Okaro et al.
6,577,330 B1	6/2003	Tsuda et al.	D568,897 S	5/2008	Byeon
6,600,936 B1	7/2003	Karkkainen et al.	D568,898 S	5/2008	Byeon
D478,912 S	8/2003	Johnson	D568,899 S	5/2008	Byeon
D485,279 S	1/2004	DeCombe	D569,387 S	5/2008	Byeon
6,678,891 B1	1/2004	Wilcox et al.	7,369,850 B2	5/2008	Andrew et al.
D486,499 S	2/2004	Hayashi et al.	D570,369 S	6/2008	Fletcher
6,741,268 B1	5/2004	Hayakawa	D571,819 S	6/2008	Scott et al.
6,757,365 B1	6/2004	Bogard	D573,601 S	7/2008	Gregov et al.
D495,339 S	8/2004	Gildred	D574,392 S	8/2008	Kwag et al.
6,775,659 B2	8/2004	Clifton-Bligh	D575,297 S	8/2008	Glezer et al.
6,781,575 B1	8/2004	Hawkins et al.	D575,298 S	8/2008	Chen et al.
D495,715 S	9/2004	Gildred	D575,792 S	8/2008	Benson
6,788,987 B2	9/2004	Slechta et al.	D576,174 S	9/2008	Ording et al.
6,801,849 B2	10/2004	Szukala et al.	D577,364 S	9/2008	Flynt et al.
6,845,153 B2	1/2005	Tiburtius et al.	D578,134 S	10/2008	Jasinski
6,850,255 B2	2/2005	Muschetto	D578,543 S	10/2008	Ulm et al.
6,865,404 B1	3/2005	Tikkala et al.	7,437,005 B2	10/2008	Drucker et al.
D506,474 S	6/2005	Gildred	D580,450 S	11/2008	Chen et al.
6,907,575 B2	6/2005	Duarte	D580,946 S	11/2008	Chen et al.
D507,577 S	7/2005	Totten et al.	7,450,927 B1	11/2008	Creswell et al.
6,925,650 B1	8/2005	Arsenault et al.	D582,426 S	12/2008	Chen et al.
D510,581 S	10/2005	Robbin et al.	D582,928 S	12/2008	Blankenship et al.
6,959,207 B2	10/2005	Keinonen et al.	D583,823 S	12/2008	Chen et al.
6,975,712 B1	12/2005	Schnarel et al.	D584,737 S	1/2009	Stone et al.
6,978,473 B1	12/2005	Nsonwu et al.	D585,453 S	1/2009	Chen et al.
7,007,239 B1	2/2006	Hawkins et al.	D585,454 S	1/2009	Ismail
7,036,091 B1	4/2006	Nguyen et al.	D586,361 S	2/2009	Horowitz et al.
7,046,993 B2	5/2006	Haaramo et al.	D586,362 S	2/2009	Horowitz et al.
D523,439 S	6/2006	Kuroda	7,490,295 B2	2/2009	Chaudhri et al.
D523,440 S	6/2006	Hernandez et al.	D588,148 S	3/2009	Stone et al.
D523,868 S	6/2006	Kuroda	D588,149 S	3/2009	Brownell et al.
7,083,109 B2	8/2006	Pouchak	D588,150 S	3/2009	Stone et al.
7,086,008 B2	8/2006	Capps et al.	7,503,014 B2	3/2009	Tojo et al.
7,089,287 B2	8/2006	Bellotti et al.	D589,970 S	4/2009	Bhat et al.
7,099,862 B2	8/2006	Fitzpatrick et al.	D590,407 S	4/2009	Watanabe et al.
D528,556 S	9/2006	Decombre	D590,412 S	4/2009	Saft et al.
7,111,788 B2	9/2006	Reponen	7,519,912 B2	4/2009	Moody et al.
7,117,445 B2	10/2006	Berger	7,526,306 B2	4/2009	Brems et al.
7,137,073 B2	11/2006	Kim et al.	D592,218 S	5/2009	Blankenship et al.
7,174,516 B2 *	2/2007	Chipchase 715/763	D592,674 S	5/2009	Kwag
7,178,109 B2	2/2007	Hewson et al.	D593,120 S	5/2009	Bouchard et al.
7,187,761 B2	3/2007	Bookstaff	7,536,654 B2	5/2009	Anthony et al.
D540,340 S	4/2007	Cummins	D593,574 S	6/2009	Guimaraes et al.
D543,986 S	6/2007	Rimas-Ribikauskas et al.	D593,576 S	6/2009	Ball et al.
D543,987 S	6/2007	Rimas-Ribikauskas et al.	D594,015 S	6/2009	Singh et al.
D543,992 S	6/2007	Vigesaa	D594,465 S	6/2009	Hong et al.
D544,875 S	6/2007	Wang et al.	D594,872 S	6/2009	Akimoto
D544,877 S	6/2007	Sasser	7,543,245 B2	6/2009	Irimajiri
D545,324 S	6/2007	Decombe	7,546,543 B2	6/2009	Louch et al.

US 8,893,041 B2

Page 3

7,555,727 B2	6/2009	Hawkins et al.	D621,845 S	8/2010	Anzures et al.
D596,192 S	7/2009	Shotel	D622,280 S	8/2010	Tarara
7,562,304 B2	7/2009	Dixon et al.	7,779,358 B1	8/2010	Gupta et al.
7,577,700 B2	8/2009	Tolson et al.	D624,556 S	9/2010	Chaudhri
D599,368 S	9/2009	Kanga et al.	7,797,641 B2	9/2010	Karukka et al.
D599,806 S	9/2009	Brown et al.	D625,325 S	10/2010	Vu et al.
D599,807 S	9/2009	Marashi	D626,136 S	10/2010	Fujimura
D599,810 S	9/2009	Scalisi et al.	D627,790 S	11/2010	Chaudhri
D599,811 S	9/2009	Watanabe et al.	D628,206 S	11/2010	Lemay
D599,812 S	9/2009	Hirsch	7,831,675 B2	11/2010	Narayanaswami et al.
D599,813 S	9/2009	Hirsch	7,898,600 B2	3/2011	Lee et al.
D599,814 S	9/2009	Ogura et al.	D638,025 S	5/2011	Saft et al.
D601,153 S	9/2009	Setiawan et al.	7,971,222 B2	6/2011	Ellis
7,587,215 B2	9/2009	Chakraborty et al.	8,015,187 B2	9/2011	Choi et al.
7,587,683 B2	9/2009	Ito et al.	8,046,801 B2	10/2011	Ellis et al.
D602,038 S	10/2009	Channell et al.	D652,843 S	1/2012	van Os
7,603,628 B2	10/2009	Park et al.	2001/0044743 A1	11/2001	McKinley et al.
D603,415 S	11/2009	Lin et al.	2001/0046886 A1	11/2001	Ishigaki
D603,416 S	11/2009	Poling et al.	2002/0045960 A1	4/2002	Phillips et al.
D603,418 S	11/2009	Magnani et al.	2002/0052754 A1	5/2002	Joyce et al.
D603,420 S	11/2009	Channell	2002/0054164 A1	5/2002	Uemura
D603,867 S	11/2009	La et al.	2002/0059201 A1	5/2002	Work
D604,310 S	11/2009	Ahn	2002/0145623 A1	10/2002	Decombe
D604,316 S	11/2009	Hoefnagels et al.	2003/0014179 A1	1/2003	Szukala et al.
D604,317 S	11/2009	Hoefnagels et al.	2003/0078033 A1	4/2003	Sauer et al.
D604,740 S	11/2009	Matheny et al.	2003/0164818 A1	9/2003	Miller-Smith
7,620,996 B2	11/2009	Torres et al.	2003/0210265 A1	11/2003	Haimberg
D605,200 S	12/2009	Sakai	2003/0224816 A1	12/2003	Kundaje et al.
D605,652 S	12/2009	Plaisted et al.	2003/0225879 A1	12/2003	Chipchase
D605,653 S	12/2009	Danton	2004/0017376 A1	1/2004	Tagliabue et al.
D606,088 S	12/2009	Yokouchi et al.	2004/0041836 A1	3/2004	Zaner et al.
D606,550 S	12/2009	La et al.	2004/0046796 A1	3/2004	Fujita
D607,002 S	12/2009	Jonasson et al.	2004/0067751 A1	4/2004	Vandermeijden
7,636,889 B2	12/2009	Weber et al.	2004/0075691 A1	4/2004	Moon
D608,364 S	1/2010	Walsh et al.	2004/0077340 A1	4/2004	Forsyth
D608,366 S	1/2010	Matas	2004/0091093 A1	5/2004	Bookstaff
D608,367 S	1/2010	Scalisi et al.	2004/0100479 A1	5/2004	Nakano et al.
D608,368 S	1/2010	Bamford	2004/0102225 A1	5/2004	Furuta et al.
7,646,745 B2	1/2010	Caldwell et al.	2004/0119758 A1	6/2004	Grossman et al.
7,650,361 B1	1/2010	Wong et al.	2004/0122683 A1	6/2004	Grossman et al.
D609,714 S	2/2010	Oda et al.	2004/0122684 A1	6/2004	Kaikuranta
D609,715 S	2/2010	Chaudhri	2004/0133638 A1	7/2004	Doss et al.
D610,159 S	2/2010	Matheny et al.	2004/0155908 A1	8/2004	Wagner
D610,161 S	2/2010	Matas	2004/0162812 A1	8/2004	Lane
7,665,028 B2	2/2010	Cummins et al.	2004/0172455 A1	9/2004	Green et al.
7,665,033 B2	2/2010	Byrne et al.	2004/0185890 A1	9/2004	Drozt et al.
D611,056 S	3/2010	Langlois et al.	2004/0221239 A1	11/2004	Hachigian et al.
D611,484 S	3/2010	Mays et al.	2004/0235520 A1	11/2004	Cadiz et al.
D611,485 S	3/2010	Marashi	2004/0236749 A1 *	11/2004	Cortright et al. 707/9
D611,489 S	3/2010	Bell et al.	2004/0237048 A1 *	11/2004	Tojo et al. 715/745
D611,490 S	3/2010	Lee et al.	2004/0239982 A1	12/2004	Gignac
D612,394 S	3/2010	La et al.	2004/0250217 A1	12/2004	Tojo et al.
D612,860 S	3/2010	Tarara et al.	2004/0268228 A1	12/2004	Crony et al.
7,673,017 B2	3/2010	Kim et al.	2004/0268265 A1	12/2004	Berger
7,685,520 B2	3/2010	Rashkovskiy et al.	2005/0005235 A1	1/2005	Satterfield et al.
7,685,530 B2	3/2010	Sherrard et al.	2005/0010876 A1	1/2005	Robertson et al.
D613,300 S	4/2010	Chaudhri	2005/0020243 A1	1/2005	Benco et al.
D613,747 S	4/2010	Jonasson et al.	2005/0033603 A1	2/2005	Suzuki et al.
D614,191 S	4/2010	Takano et al.	2005/0033698 A1	2/2005	Chapman
D614,192 S	4/2010	Takano et al.	2005/0039140 A1	2/2005	Chen
D614,633 S	4/2010	Watanabe et al.	2005/0041011 A1	2/2005	Silfverberg et al.
D614,643 S	4/2010	Viegers et al.	2005/0071780 A1	3/2005	Muller et al.
D614,646 S	4/2010	Chen et al.	2005/0079863 A1	4/2005	Macaluso
7,702,543 B2	4/2010	MacKay et al.	2005/0086611 A1	4/2005	Takabe et al.
7,703,031 B2	4/2010	Nakagawa et al.	2005/0091272 A1	4/2005	Smith et al.
7,705,833 B2	4/2010	Kim	2005/0094205 A1	5/2005	Lo et al.
D615,090 S	5/2010	Sogabe	2005/0114374 A1	5/2005	Juszkiewicz et al.
D615,546 S	5/2010	Lundy et al.	2005/0118996 A1	6/2005	Lee et al.
D615,549 S	5/2010	Caine et al.	2005/0120306 A1	6/2005	Klassen et al.
7,720,498 B2	5/2010	Lee	2005/0143135 A1	6/2005	Brems et al.
D617,804 S	6/2010	Hirsch	2005/0143138 A1	6/2005	Lee et al.
D617,805 S	6/2010	Scalisi et al.	2005/0160376 A1	7/2005	Sciammarella et al.
D618,250 S	6/2010	Stallings et al.	2005/0163290 A1	7/2005	Gilles et al.
7,735,021 B2	6/2010	Padawer et al.	2005/0172001 A1	8/2005	Zaner et al.
7,738,912 B1	6/2010	Hawkins et al.	2005/0182837 A1	8/2005	Harris et al.
D619,593 S	7/2010	Fujioka et al.	2005/0209994 A1	9/2005	Noro et al.
D619,594 S	7/2010	Jonasson et al.	2005/0210104 A1	9/2005	Torvinen
D620,948 S	8/2010	Scalisi et al.	2005/0229110 A1	10/2005	Gegner et al.
D621,844 S	8/2010	Van Os	2005/0235225 A1	10/2005	Pradhan et al.

2005/0235226	A1	10/2005	Watanabe et al.
2005/0235251	A1	10/2005	Arend et al.
2005/0243979	A1	11/2005	Starbuck et al.
2005/0245236	A1*	11/2005	Servi et al. 455/411
2005/0246654	A1	11/2005	Hally et al.
2005/0261011	A1	11/2005	Scott
2005/0261032	A1	11/2005	Seo et al.
2005/0278652	A1	12/2005	Scholz
2006/0009249	A1	1/2006	Fu et al.
2006/0010395	A1*	1/2006	Aaltonen 715/779
2006/0030347	A1	2/2006	Biswaas
2006/0035632	A1	2/2006	Sorvari et al.
2006/0048076	A1	3/2006	Vronay et al.
2006/0053379	A1	3/2006	Henderson et al.
2006/0055700	A1	3/2006	Niles et al.
2006/0084410	A1	4/2006	Sutaria et al.
2006/0101350	A1	5/2006	Scott
2006/0112354	A1	5/2006	Park et al.
2006/0123360	A1	6/2006	Anwar et al.
2006/0140015	A1	6/2006	Kasamsetty
2006/0141996	A1	6/2006	Huh
2006/0143574	A1	6/2006	Ito et al.
2006/0146765	A1	7/2006	Van De Sluis et al.
2006/0148499	A1	7/2006	Chie
2006/0148522	A1	7/2006	Chipchase et al.
2006/0168539	A1	7/2006	Hawkins et al.
2006/0174121	A1	8/2006	Omae et al.
2006/0212829	A1	9/2006	Yahiro et al.
2006/0242581	A1	10/2006	Manion et al.
2006/0242597	A1	10/2006	Park
2006/0253787	A1	11/2006	Fogg
2006/0277488	A1	12/2006	Cok et al.
2006/0293057	A1	12/2006	Mazerski et al.
2007/0011617	A1	1/2007	Akagawa et al.
2007/0027920	A1	2/2007	Alvarado et al.
2007/0032267	A1	2/2007	Haitani et al.
2007/0033540	A1	2/2007	Bridges et al.
2007/0043688	A1	2/2007	Kountz et al.
2007/0060206	A1	3/2007	Dam Nielsen et al.
2007/0067738	A1	3/2007	Flynt et al.
2007/0072586	A1*	3/2007	Morhenn et al. 455/406
2007/0073874	A1	3/2007	Moghaddam et al.
2007/0079246	A1	4/2007	Morillon et al.
2007/0118813	A1	5/2007	Forstall et al.
2007/0129112	A1	6/2007	Tarn
2007/0135103	A1	6/2007	Middleton
2007/0136687	A1	6/2007	Pak
2007/0162862	A1	7/2007	Ogasawara et al.
2007/0168262	A1	7/2007	Morotomi et al.
2007/0174389	A1	7/2007	Armstrong et al.
2007/0198947	A1	8/2007	Cox et al.
2007/0226645	A1	9/2007	Kongqiao et al.
2007/0250936	A1	10/2007	Nakamura et al.
2007/0268908	A1	11/2007	Linkola et al.
2007/0271528	A1	11/2007	Park et al.
2008/0022228	A1	1/2008	Kwon et al.
2008/0034317	A1	2/2008	Fard et al.
2008/0059570	A1	3/2008	Bill
2008/0081653	A1	4/2008	Mock et al.
2008/0086703	A1	4/2008	Flynt et al.
2008/0098311	A1	4/2008	Delarue et al.
2008/0111826	A1	5/2008	Endrikhovski et al.
2008/0122870	A1	5/2008	Brodersen et al.
2008/0158189	A1	7/2008	Kim
2008/0172030	A1	7/2008	Blomquist
2008/0189614	A1	8/2008	Jeong et al.
2008/0189627	A1	8/2008	Nikitin et al.
2008/0194934	A1	8/2008	Ray et al.
2008/0215978	A1	9/2008	Bamba
2008/0220751	A1	9/2008	De Bast
2008/0220752	A1	9/2008	Forstall et al.
2008/0235248	A1	9/2008	Krantz et al.
2008/0256170	A1	10/2008	Hayashi et al.
2008/0261569	A1	10/2008	Britt et al.
2008/0263069	A1	10/2008	Harris et al.
2008/0280600	A1	11/2008	Zhou
2008/0282158	A1	11/2008	Aaltonen et al.
2008/0288612	A1	11/2008	Kwon
2008/0288880	A1	11/2008	Reponen et al.

2009/0040875	A1	2/2009	Buzescu et al.
2009/0043847	A1	2/2009	Laurila
2009/0077496	A1	3/2009	Aravamudan et al.
2009/0164923	A1	6/2009	Ovi
2009/0199120	A1	8/2009	Baxter et al.
2009/0228513	A1	9/2009	Tian
2009/0300518	A1	12/2009	Mock et al.
2009/0303188	A1	12/2009	Triplett
2010/0004008	A1	1/2010	Abolrous et al.
2010/0020953	A1	1/2010	Lidstrom et al.
2010/0062753	A1	3/2010	Wen et al.
2010/0094837	A1	4/2010	O'Sullivan et al.
2010/0144331	A1	6/2010	Koberg et al.
2010/0245262	A1	9/2010	Vance et al.
2010/0287504	A1	11/2010	Vance et al.
2010/0333029	A1	12/2010	Smith et al.
2011/0258547	A1	10/2011	Symons et al.

FOREIGN PATENT DOCUMENTS

DE	10155431	6/2003
EP	0767418 A1	4/1997
EP	1246434	10/2002
EP	1469374 A1	10/2004
EP	1482758 A1	12/2004
EP	1571808	9/2005
EP	1608190 A1	12/2005
JP	07-129363	5/1995
JP	08-123658	5/1996
JP	09-083630	3/1997
JP	09-311661	12/1997
JP	H11-088496	3/1999
JP	H11-327741	11/1999
JP	2000-259304	9/2000
JP	2000-348058	12/2000
JP	2002-009899	1/2002
JP	2003/198705	7/2003
JP	2004-208217	7/2004
JP	2004-348601	12/2004
JP	2005-072958	3/2005
JP	3834039 B2	10/2006
KR	10-2002-0069964 A	9/2002
KR	10-2004-0024967 A	3/2004
KR	10-2005-0043148 A	5/2005
KR	10-2006-0042808 A	5/2005
KR	10-2007-0029009 A	3/2007
KR	10-2008-0004127 A	1/2008
KR	10-2008-0019614 A	3/2008
KR	10-2008-0079716 A	9/2008
WO	WO 00/25501	5/2000
WO	WO 03/044756 A1	5/2003
WO	WO 03/062976 A1	7/2003
WO	WO 2005/045799	5/2005
WO	WO 2005/064441	7/2005
WO	WO 2005/120112 A1	12/2005
WO	WO 2006/016227	2/2006
WO	WO 2006/067567 A1	6/2006
WO	WO 2007/093997 A1	8/2007
WO	WO 2008/030776 A2	3/2008

OTHER PUBLICATIONS

Patricia Sellers, "MCI Communications Yes, Brands Can Still Work Magic", Feb. 7, 1994, www.money.cnn.com.*

"MobileCom provides all residential pay as you go subscribers the ability to talk for 1 plaster per minute day and night", Mar. 14, 2006, www.albawaba.com.*

Office Action in R.O.C. Application No. 098304597 dated Dec. 15, 2011, in 4 pages.

Weisser, Cybele and Farnoosh Torabi. "What do you pay to stay connected?" Money Magazine, Nov. 24, 2003. http://money.cnn.com/2003/11/20/pf/portability_strategy_0312/index.htm.

"Alltel to Offer Free-Calling Plan, With Limits". Ken Belson. New York Times. (Late Edition (East Coast)). New York, N.Y.: Apr. 21, 2006. p. C.9.

International Search Report (PCT/US2010/028894), Nov. 12, 2010.

International Search Report (PCT/US2010/028904), Nov. 8, 2010.

International Search Report (PCT/US2010/028905), Nov. 12, 2010.
 International Search Report (PCT/US2010/028947), Nov. 12, 2010.
 Alltel Launches ‘My Circle,’ a One-of-a-Kind Program That Gives Customers Free Calls to Any Network or Number They Choose, Business Wire, Apr. 20, 2006, pp. 1, New York.
 Alltel’s ‘My Circle’ Plan Lets Subscribers Adds 10 Numbers for Unlimited Calls, Wireless News, Apr. 23, 2006, pp. 2, Coventry.
 Cuneo, Alice Z., Alltel Gets Aggressive in Telecom War, Advertising Age, Apr. 24, 2006, vol. 77, Issue 17, pp. 8, 1 pg., Chicago (Midwest region edition).
 First Office Action in European Application No. 07812026.8 dated Jul. 17, 2012.
 International Search Report PCT/US2007070475, Jun. 29, 2011.
 “Alltel Corp at Lehman Brothers Worldwide Wireless, Wireleins, and Media Conference”. Fair Disclosure Wire. May 22, 2006.
 “Alltel’s free wireless calling plan paying off”, Virgil Larson, Knight Rider Tribune Business News, May 2005, 2 pages.
 International Preliminary Report on Patentability in application No. PCT/US2010/028960 dated Sep. 27, 2011.
 International Search Report (PCT/US2010/028857), Oct. 11, 2010.
 International Search Report (PCT/US2010/028863), Oct. 22, 2010.
 International Search Report (PCT/US2010/028954), Oct. 27, 2010.
 International Search Report (PCT/US2010/028960), Oct. 26, 2010.
 European Search Report (PCT/US2006022645), Sep. 6, 2011.
 International Preliminary Report on Patentability in application No. PCT/2010/028863 mailed Sep. 27, 2011.
 International Preliminary Report on Patentability in application No. PCT/US/2010/028904 mailed Sep. 27, 2011.
 International Preliminary Report on Patentability in application No. PCT/US2010/028857 mailed Sep. 27, 2011.
 International Preliminary Report on Patentability in application No. PCT/US2010/028894 mailed Sep. 27, 2011.
 International Preliminary Report on Patentability in application No. PCT/US2010/028905 mailed on Sep. 27, 2011.
 International Preliminary Report on Patentability in application No. PCT/US2010/028947 mailed Sep. 27, 2011.
 International Preliminary Report on Patentability in application No. PCT/US2010/028954 mailed Sep. 27, 2011.
 International Preliminary Report on Patentability in application No. PCT/US2010/028960 dated Sep. 27, 2011.
 International Search Report (PCT/US2007070475), Jun. 29, 2011.
 International Search Report (PCT/US2010/028857), Oct. 11, 2010.

International Search Report (PCT/US2010/028863), Oct. 22, 2010.
 International Search Report (PCT/US2010/028894), Nov. 12, 2010.
 International Search Report (PCT/US2010/028904), Nov. 8, 2010.
 International Search Report (PCT/US2010/028905), Nov. 12, 2010.
 International Search Report (PCT/US2010/028947), Nov. 12, 2010.
 International Search Report (PCT/US2010/028954), Oct. 27, 2010.
 International Search Report (PCT/US2010/028960), Oct. 26, 2010.
 Office Action in Canadian Application No. 2588250 dated Aug. 23, 2013.
 Second Office Action in Chinese Application No. 200680020479.9 mailed Mar. 22, 2012.
 Office Action in Canadian Application No. 2657240 dated Sep. 3, 2013.

* cited by examiner

Primary Examiner — Xiomar L Bautista
 (74) *Attorney, Agent, or Firm* — Knobbe, Martens, Olson & Bear, LLP

(57)

ABSTRACT

A preferred contact group centric interface for a communication device can be used to facilitate communications by a user. The user interface can be arranged to activate from a user’s “home page” on the display, from an idle screen that is accessed after a timeout period expires, or any other appropriate mechanism that activates the preferred contact group centric experience. A user selects the preferred contact group from among an array of the user’s contacts. Once the contact group is configured, a minimal number of navigation/selection features is necessary to activate any number of communication modes available to the contacts. The contact group is configured such that simple and quick navigation between the contact members is achieved. The contact group can be presented in 2D and 3D arrangements, in any number of list or geometric configurations. A pricing plan can optionally be tied to each member of the contact group.

59 Claims, 29 Drawing Sheets

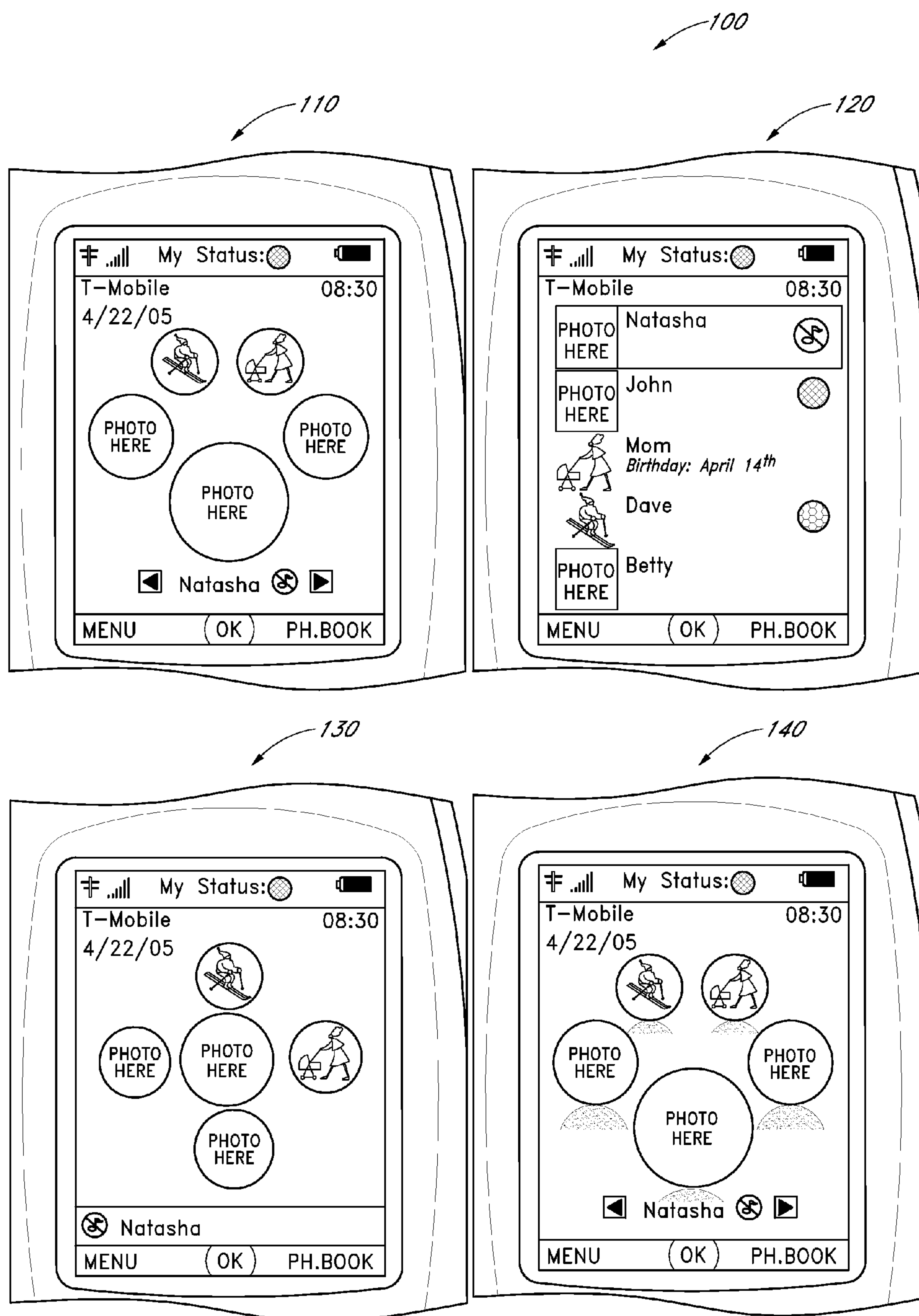
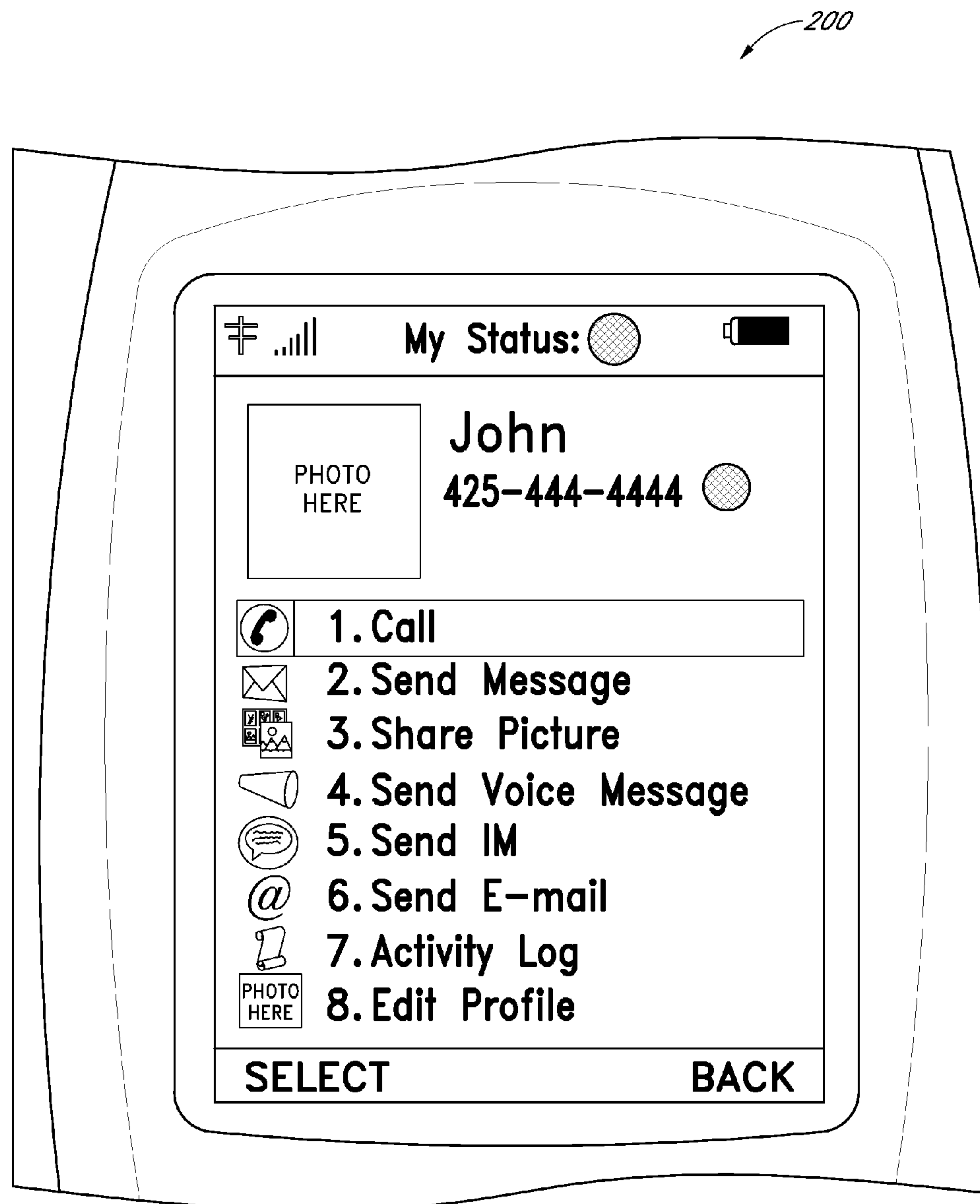


FIG. 1

*FIG. 2*

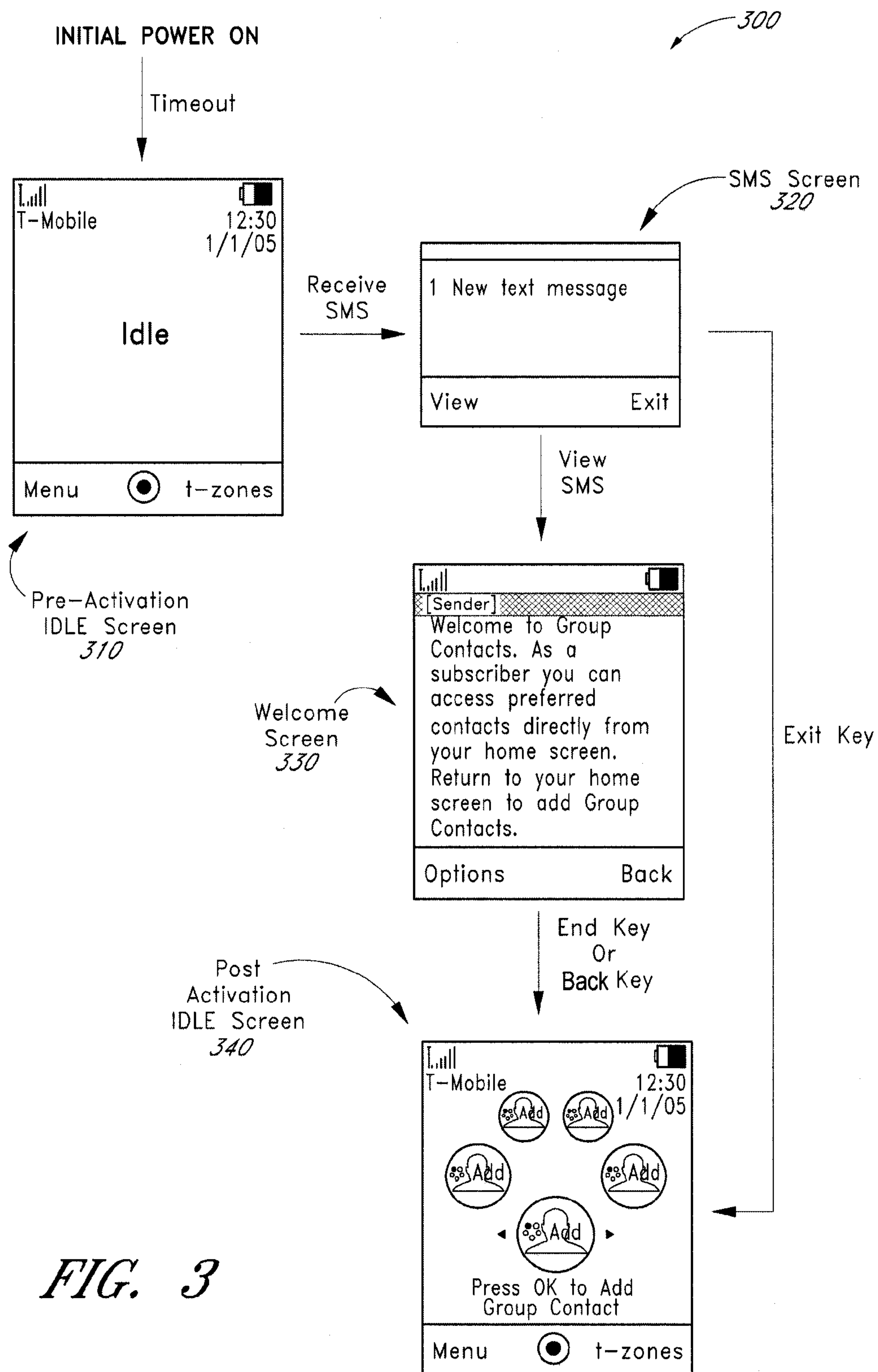


FIG. 3

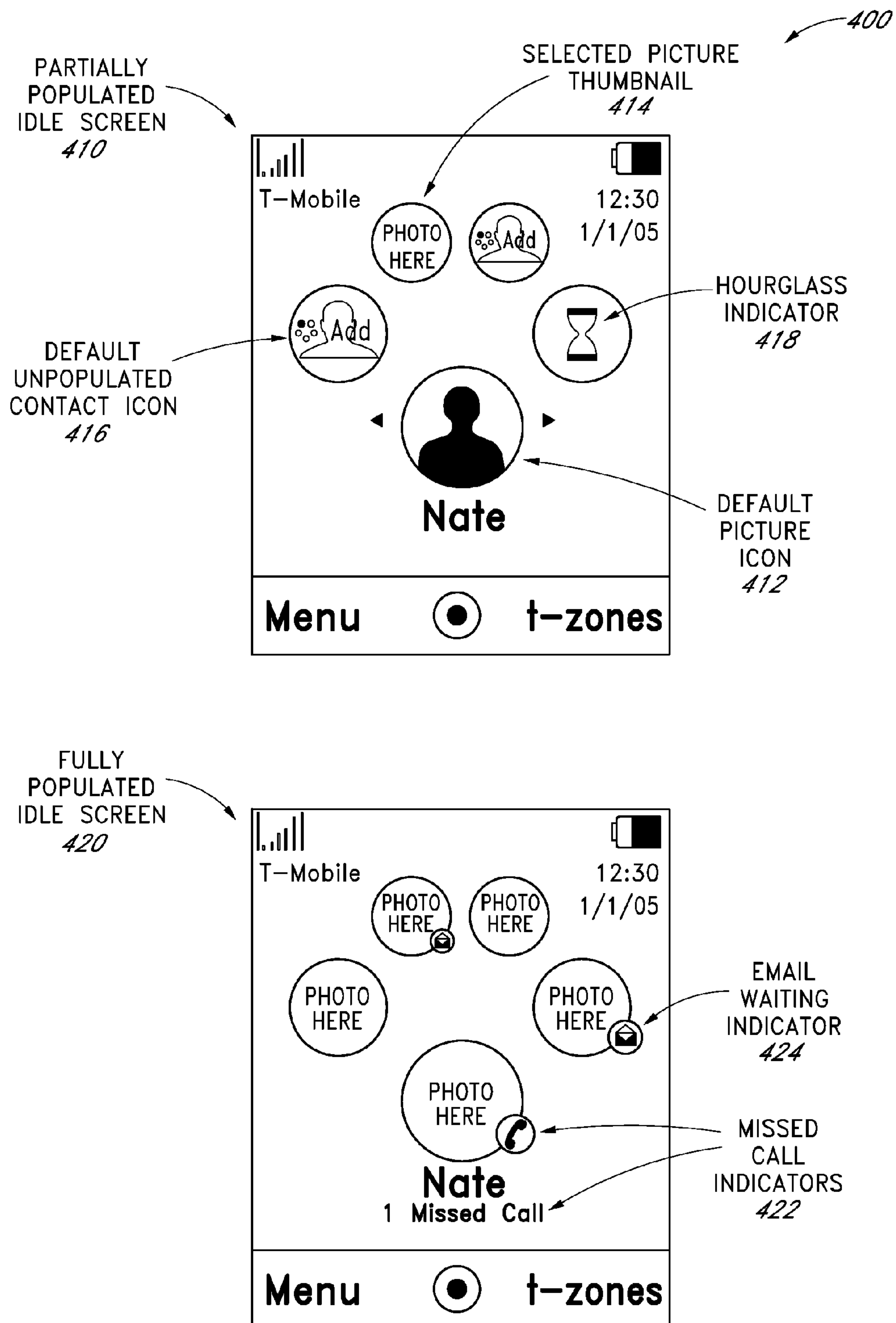
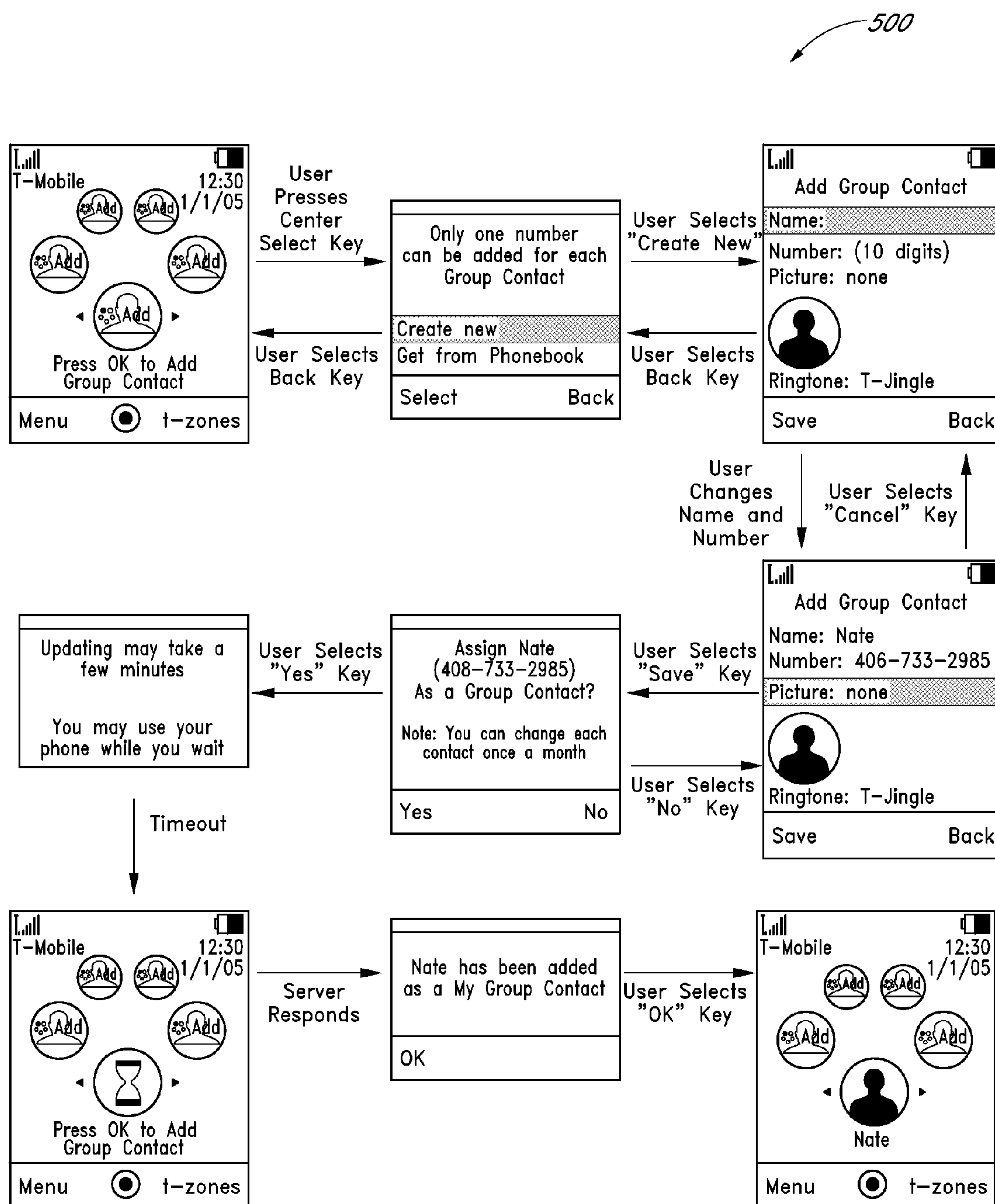


FIG. 4

*FIG. 5*

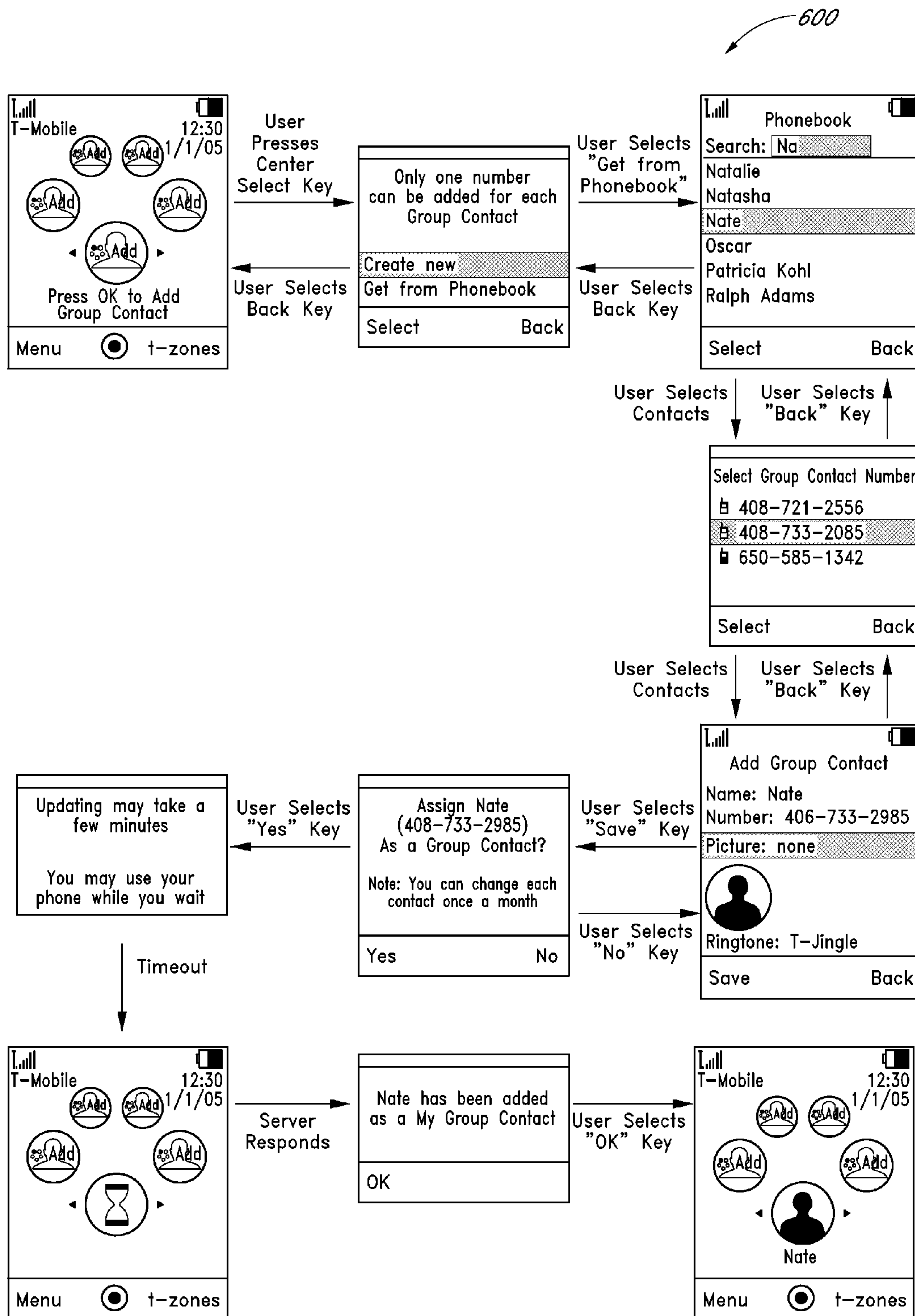


FIG. 6

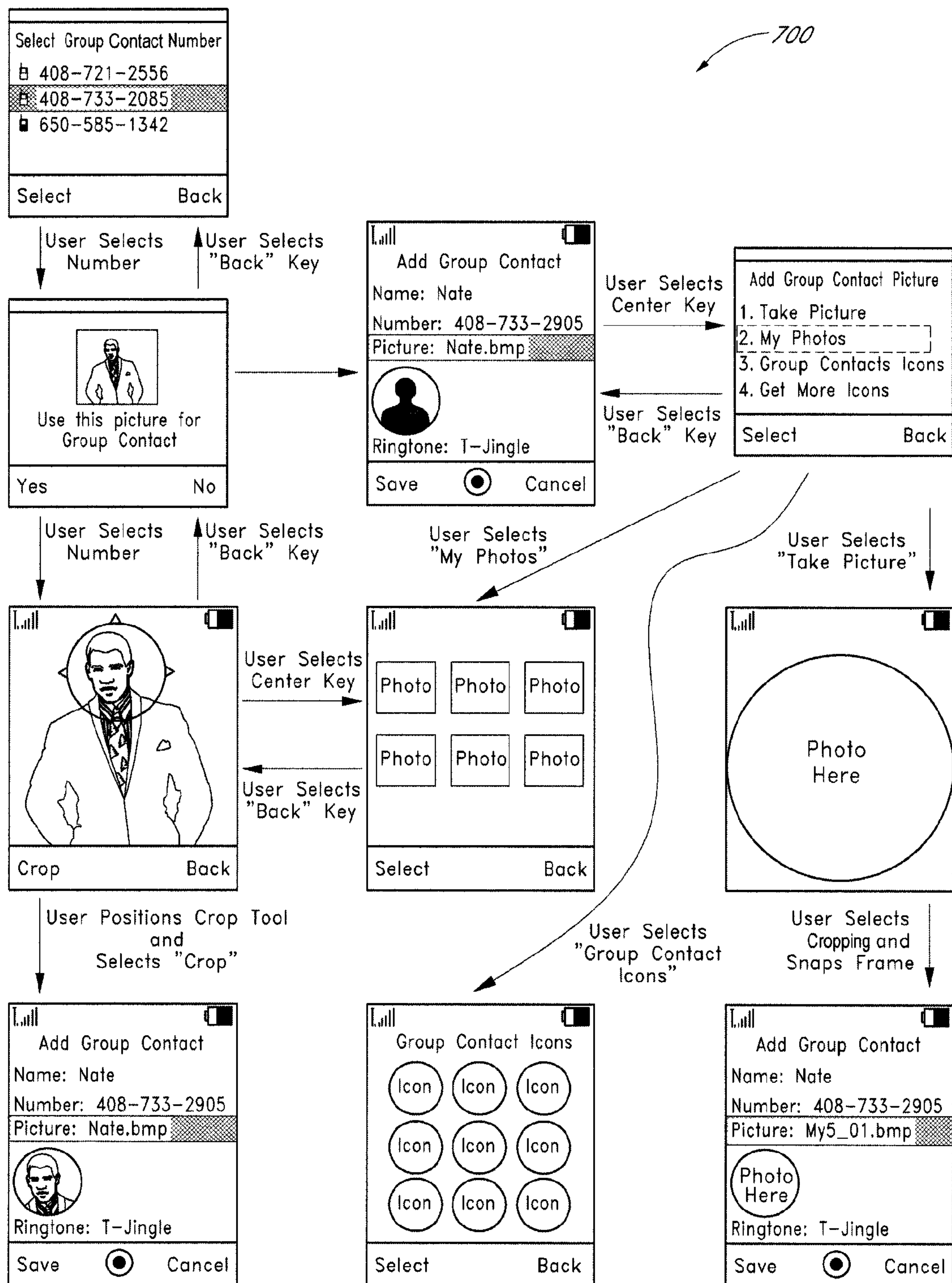
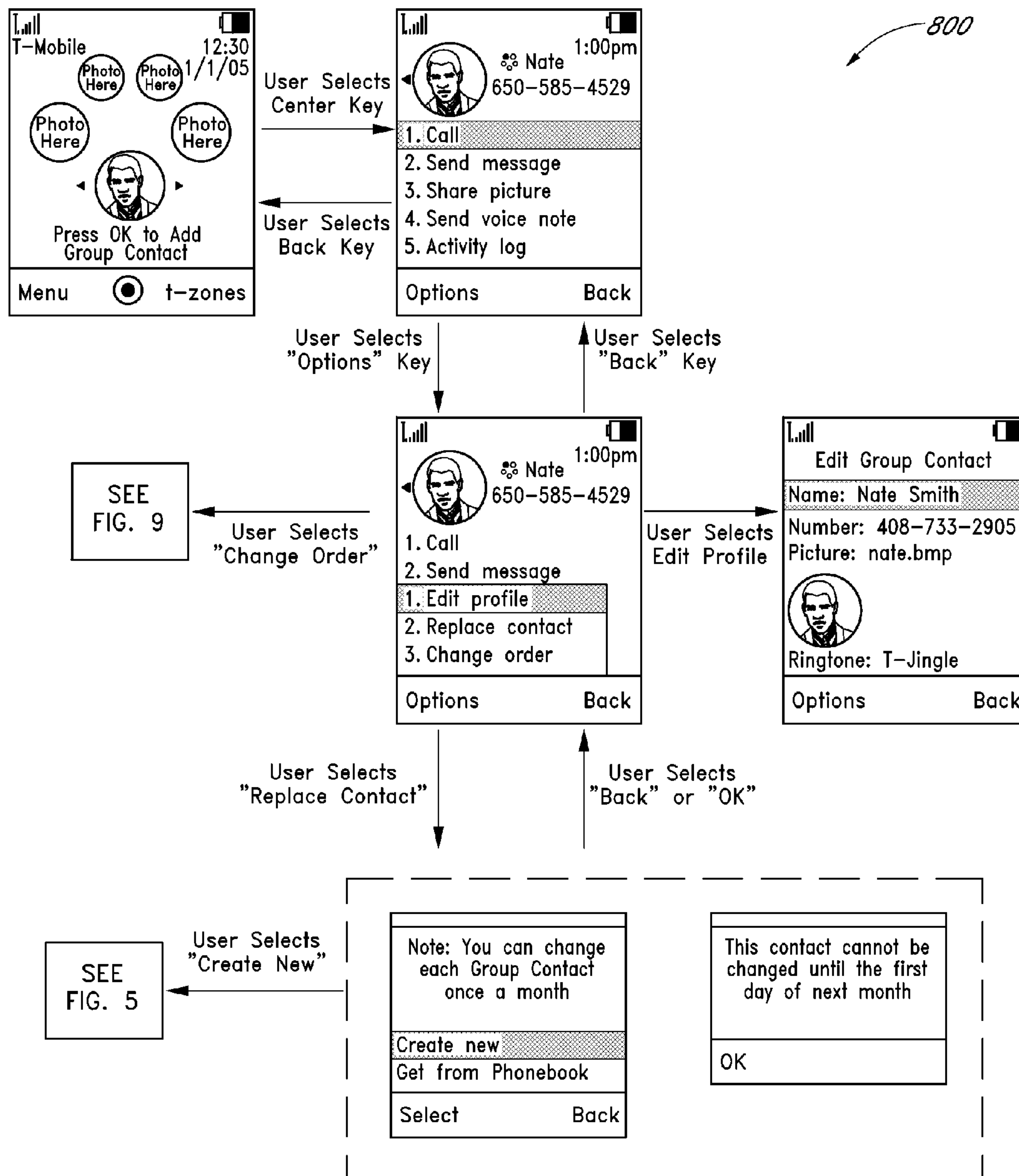
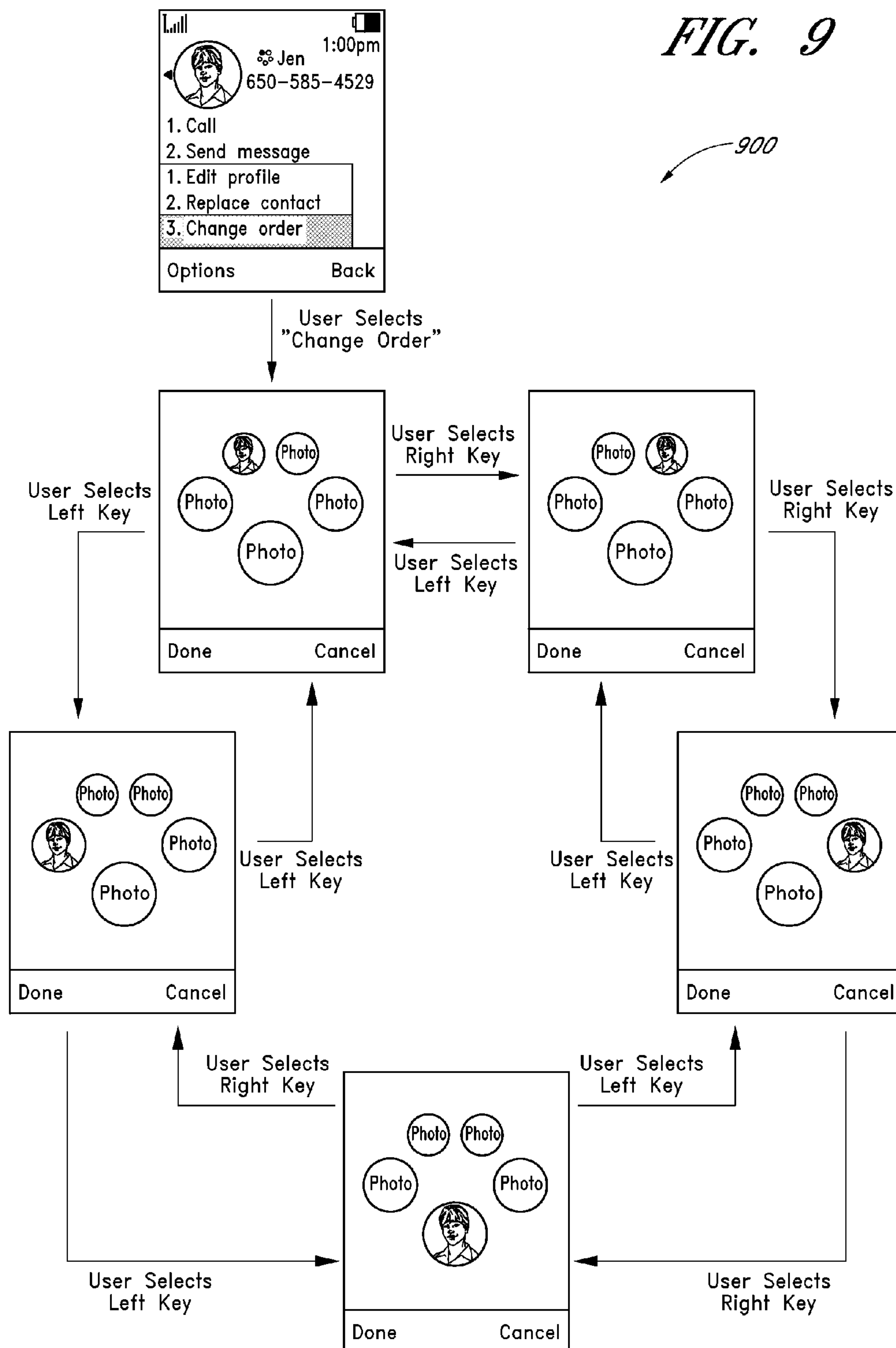


FIG. 7

*FIG. 8*



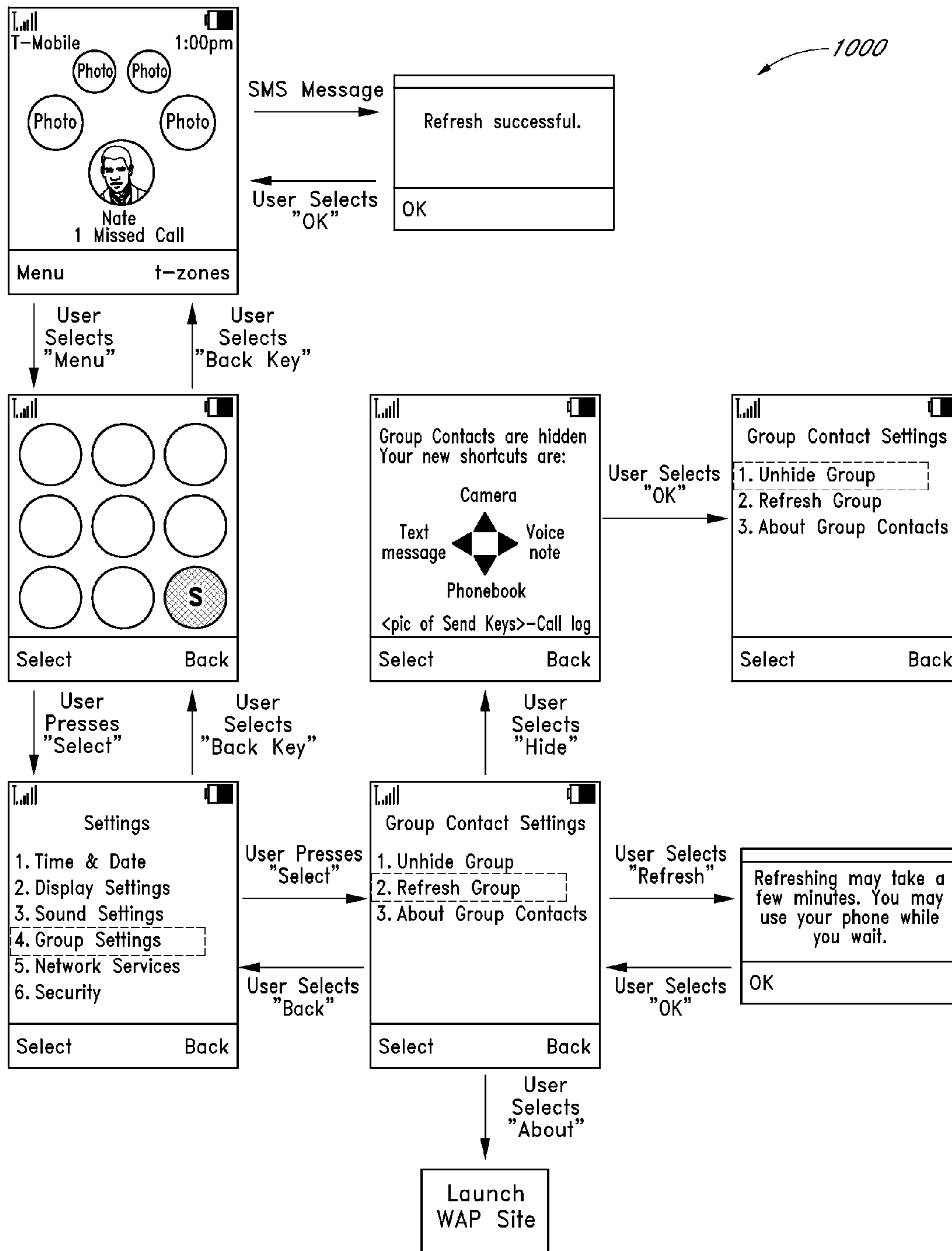
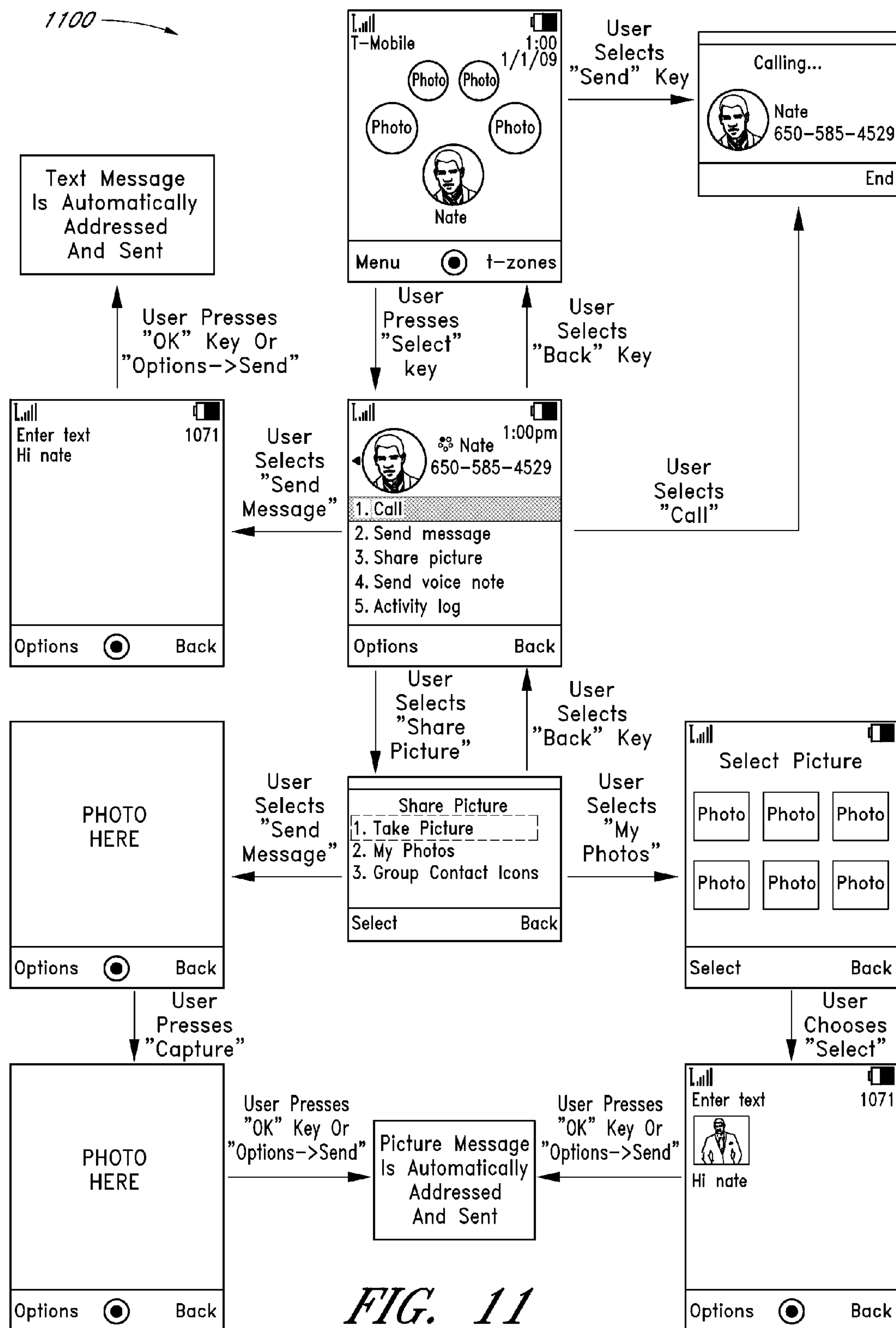


FIG. 10



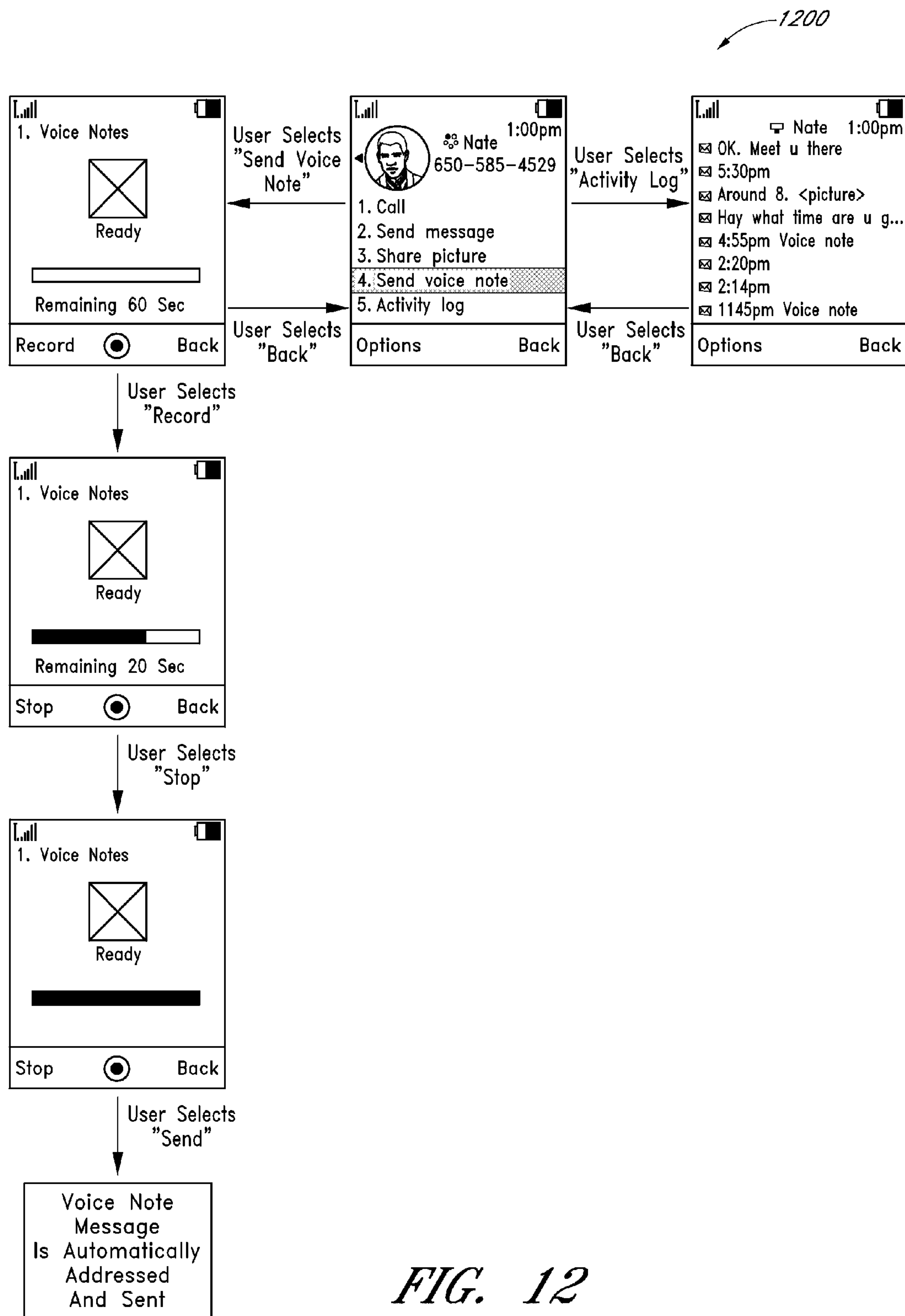
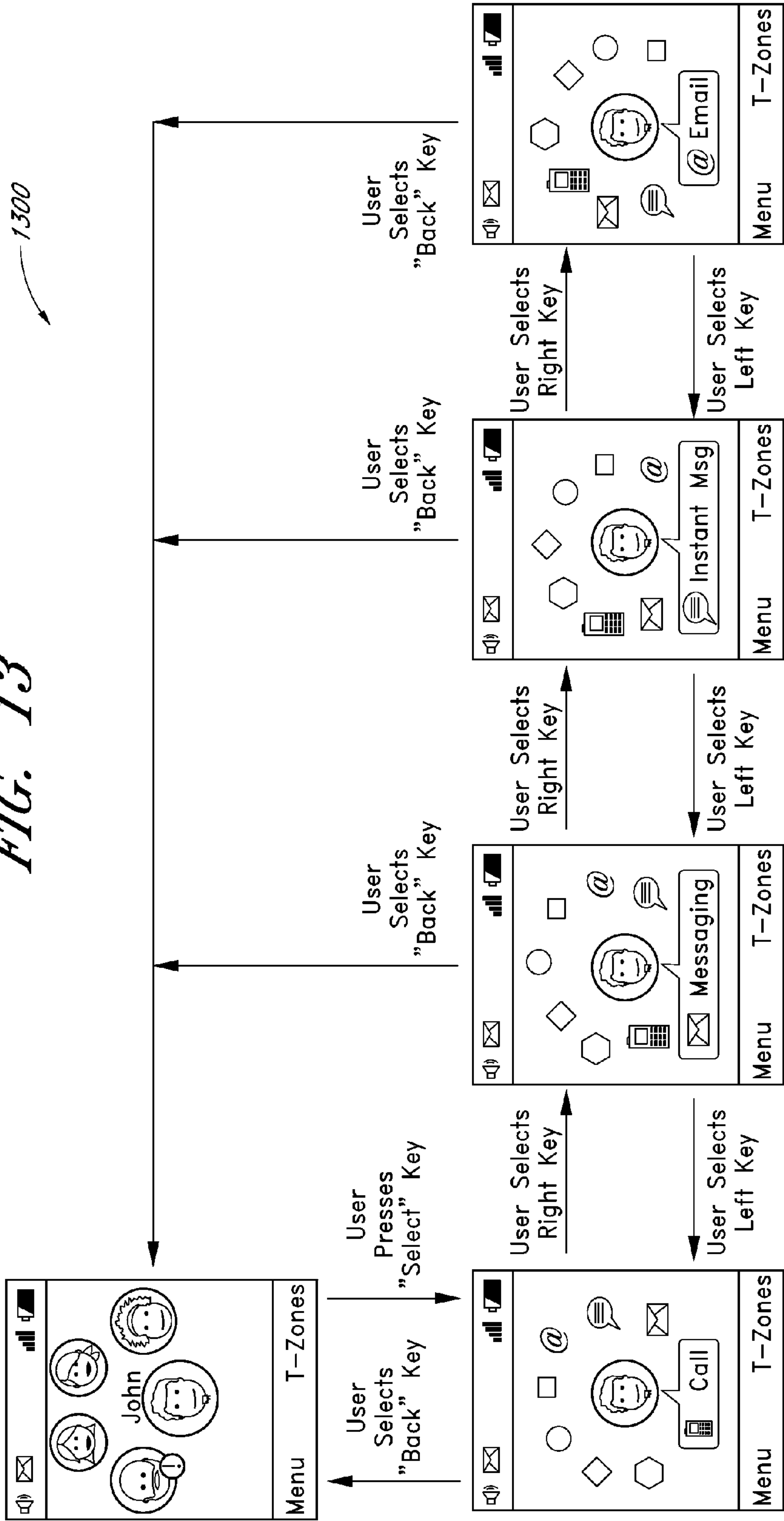
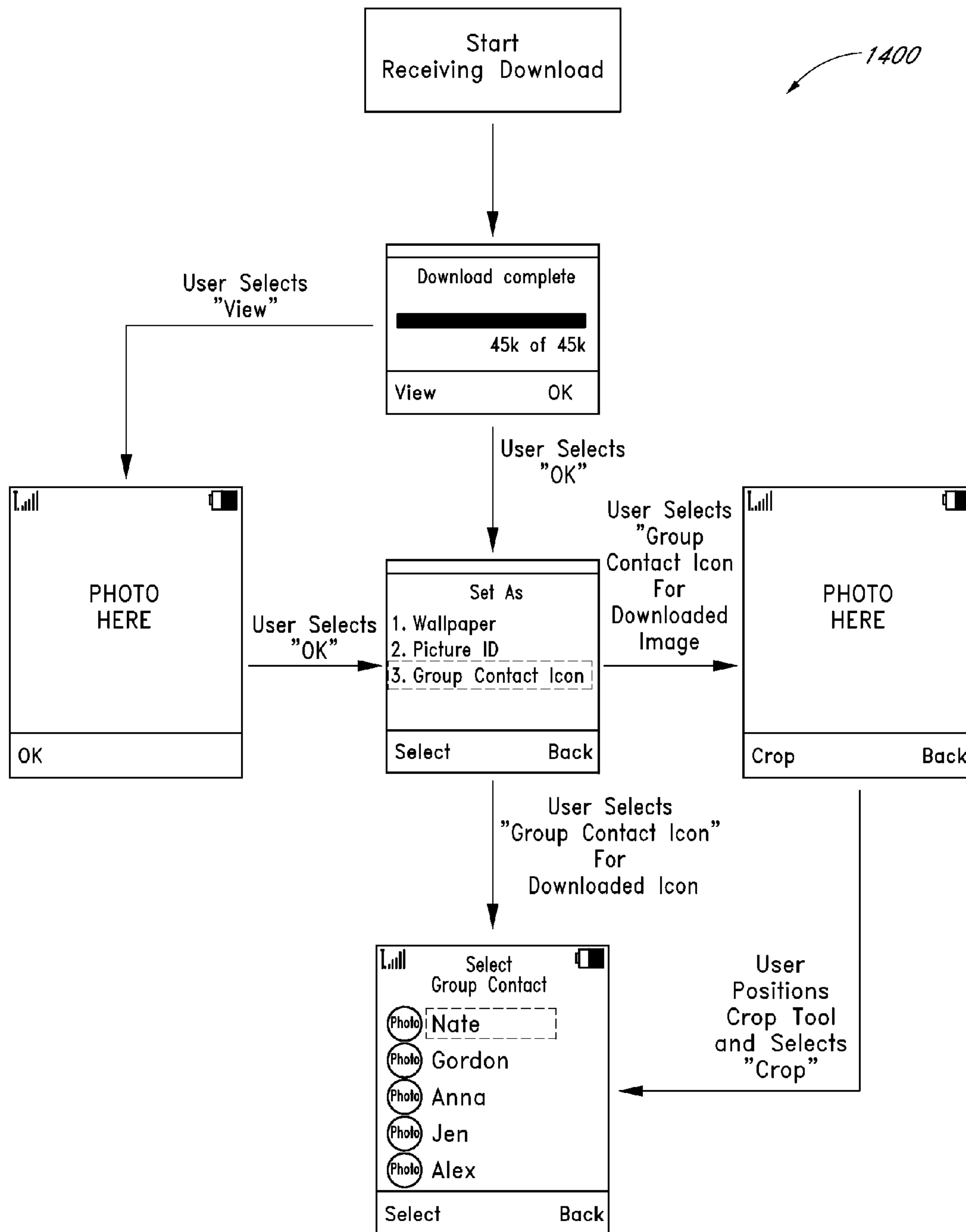


FIG. 13



*FIG. 14*

IDLE
Screen

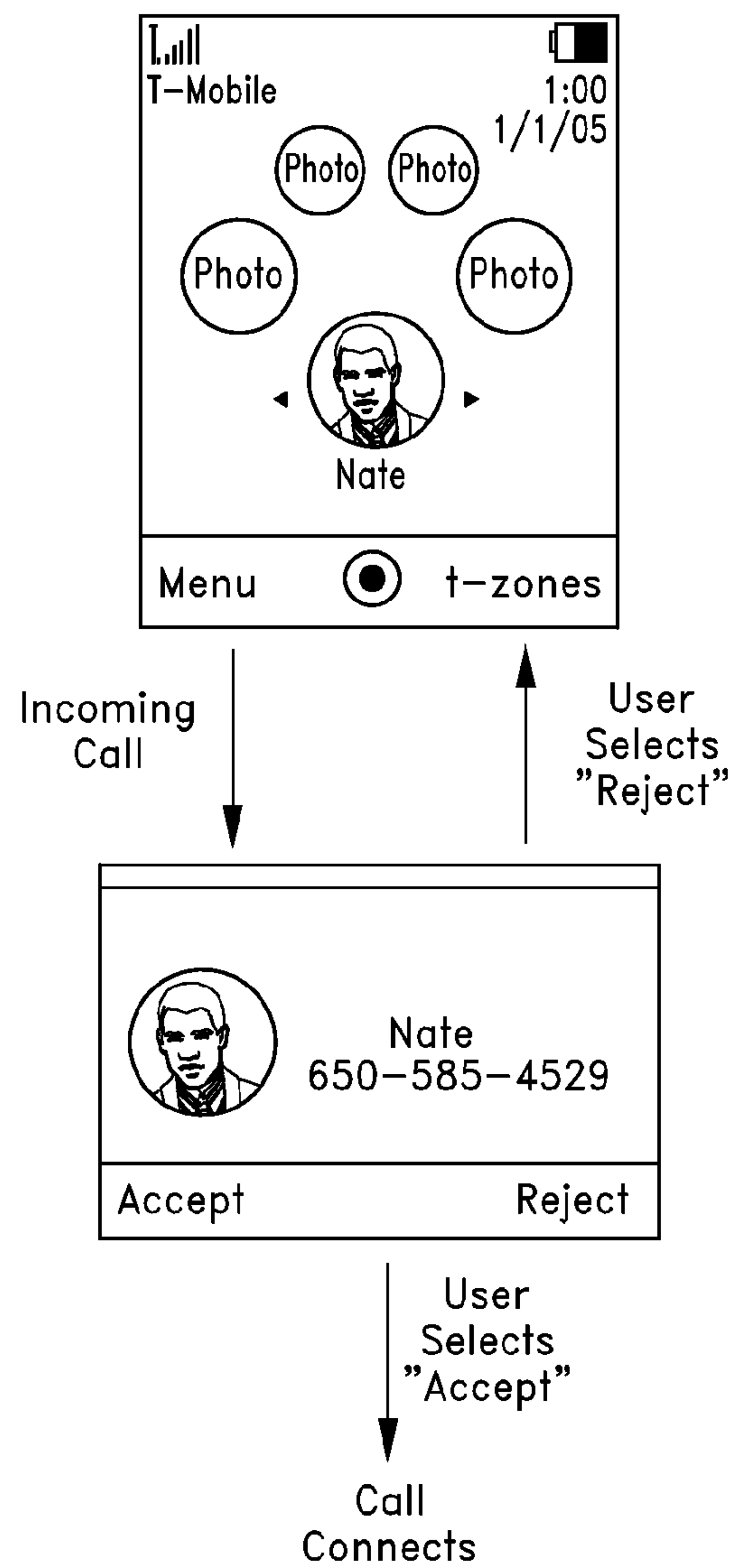


FIG. 15

<i>FIG. 16A-1</i>	<i>FIG. 16A-2</i>	<i>FIG. 16A-3</i>
-------------------	-------------------	-------------------

FIG. 16A

FIG. 16A-1

FIG. 16A-1

PERSONALIZED SUPPORT

?

Information tailored to your phone, plan, and service

▶ GET SUPPORT

Group Contacts

PHOTO HERE

PHOTO HERE

5

PHOTO HERE

PHOTO HERE

Group Contact Plan

Free Calls to people that matter most to you!

LEARN MORE ABOUT GROUP CONTACTS

View the Group Contacts Demo

PLAN & SERVICES

■ Group Contacts Plan

■ Unlimited Weekend Minutes

■ 400 Text Messages

▶ CHANGE PLAN OR SERVICES

GRAPHIC IMAGE HERE

GRAPHIC IMAGE HERE

PERSONAL COVERAGE CHECK

GRAPHIC IMAGE HERE

Check coverage where you work, live and play.

▶ CHECK COVERAGE

COMMUNICATION TOOLS & DOWNLOADS

t zones

YOUR PHONE
YOUR WAY

On your phone or on the Web, t-zones lets you add fun and features any way, any time.

MESSAGING

▶ SEND A TEXT MESSAGE

▶ HOW TO USE VOICEMAIL

▶ SET UP MY E-MAIL

▶ MY ALBUM

Send, share, and view picture messages

MUSIC & SOUNDS

▶ RINGTONES

Tones for every mood, or every day.

Boulevard of Broken Dreams

Green Day Mega Tones

Green Day HiFi Ringers

GRAPHIC IMAGE HERE

FIG. 16A-2

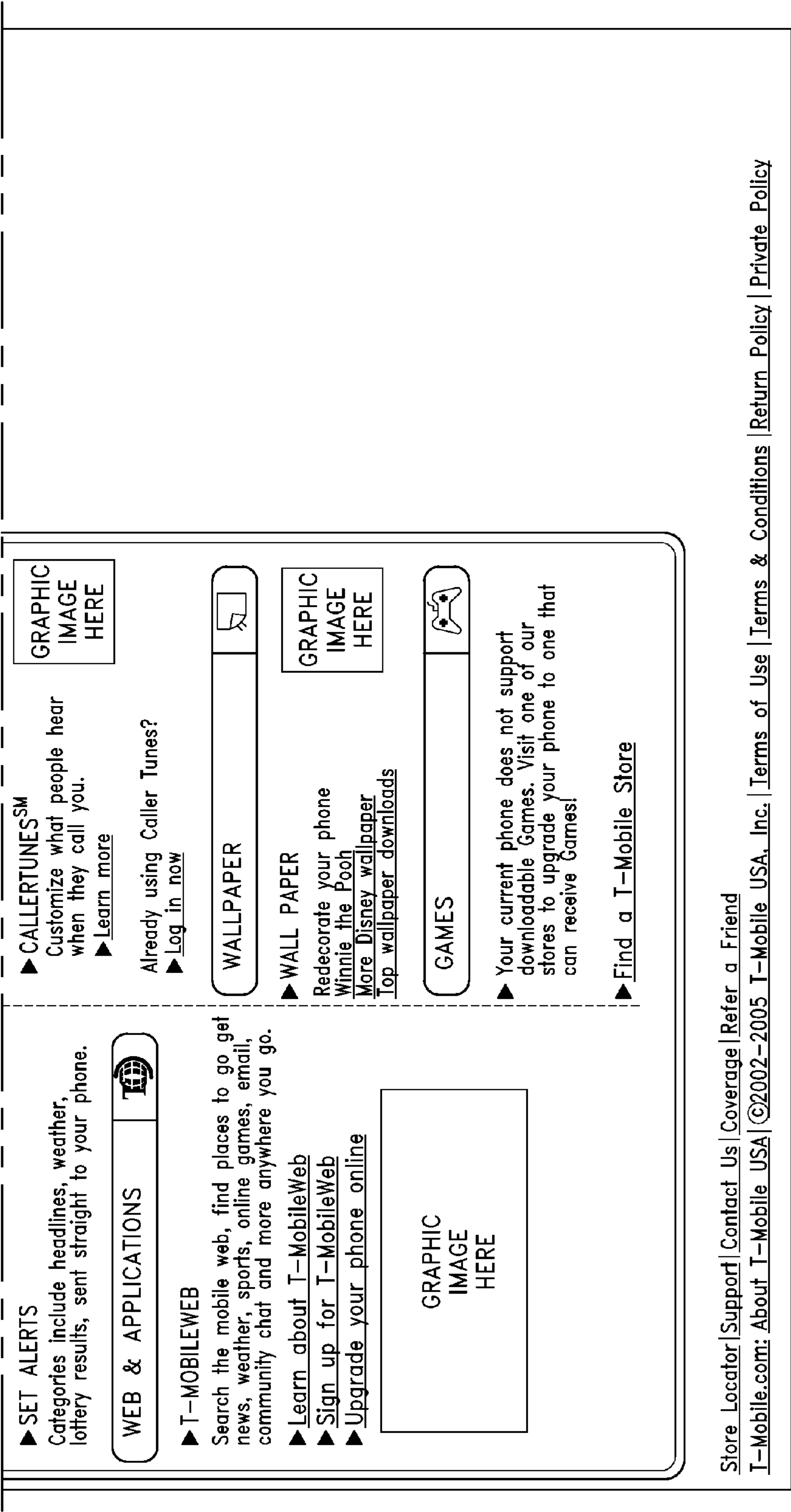


FIG. 16A-3

<i>FIG. 16B-1</i>	<i>FIG. 16B-2</i>	<i>FIG. 16B-3</i>
-------------------	-------------------	-------------------

FIG. 16B

[Return to T-Mobile.com](#)

▶ [Not your phone?](#)

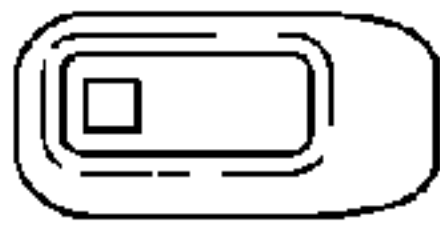
▶ [Tour My T-Mobile](#)

My T-Mobile

BILLING | PLAN & SERVICES | PHONE & ACCESSORIES | DOWNLOADS | COMMUNICATION TOOLS

ASK T-MOBILE

SEARCH



Hello: John Doe

555_555_5555

▶ MY PROFILE

▶ Log out

Support for Samsung T609

PHOTO HERE

PHOTO HERE

Current balance due

\$0.00

▶ PAY NOW

▶ See billing details

▶ Change billing preferences

Minutes used as of 12/22/05 8:05 AM

WHENEVER

600 MINUTES/MONTH

WEEKNIGHT

MINUTES/MONTH

UNLIMITED

WEEKEND

MINUTES/MONTH

UNLIMITED

Minutes used information is also available by dialing #MIN# (#646#)

GET THE LATEST

t-zones—a cool new way to shop

Give your phone personality with custom content and services. Get t-zones on your phone or check Communications Tools and Downloads below for new categories

Browsing is free and it's fun to check back for the latest updates. Extend your fun. Express your personality.

FIG. 16B-1

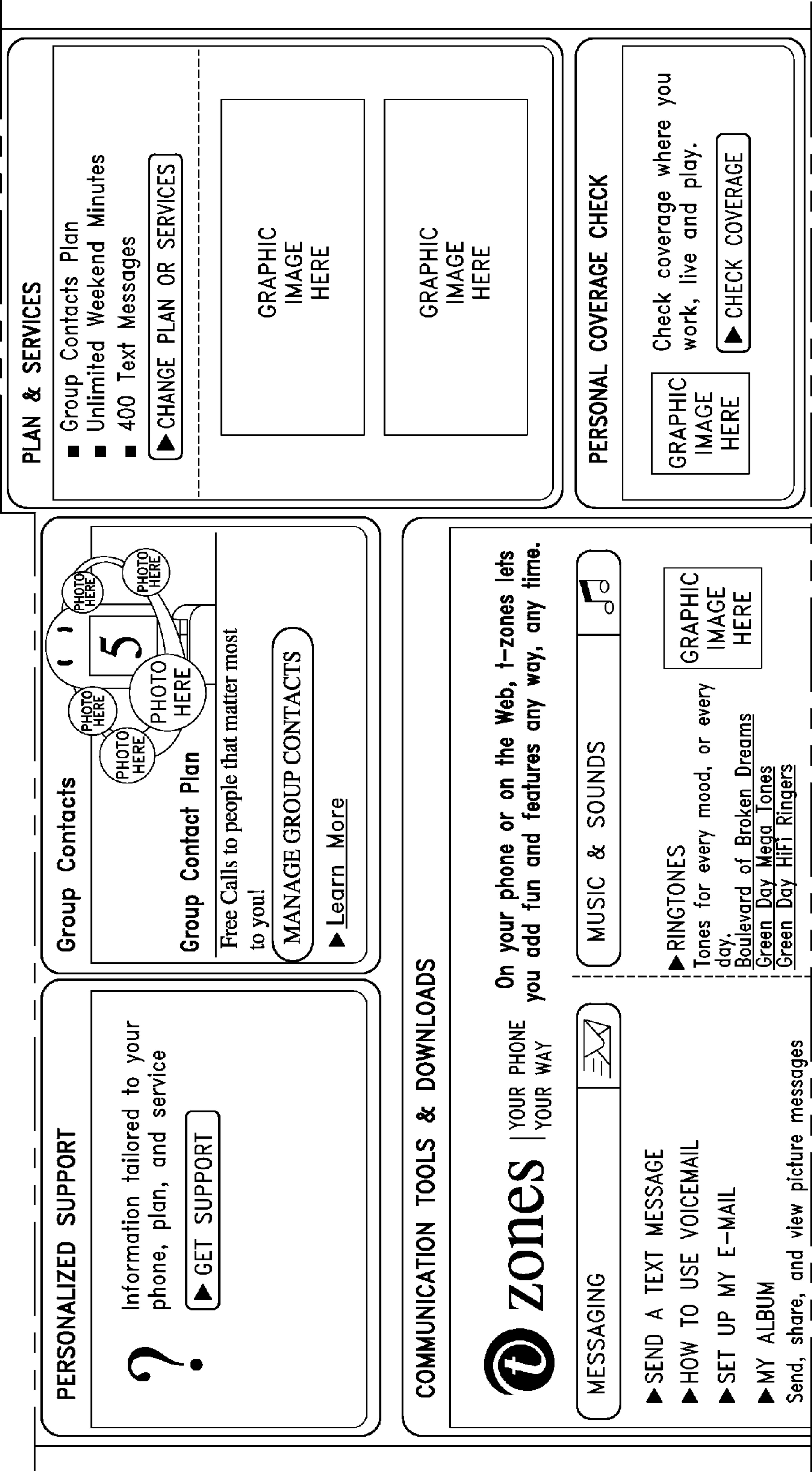
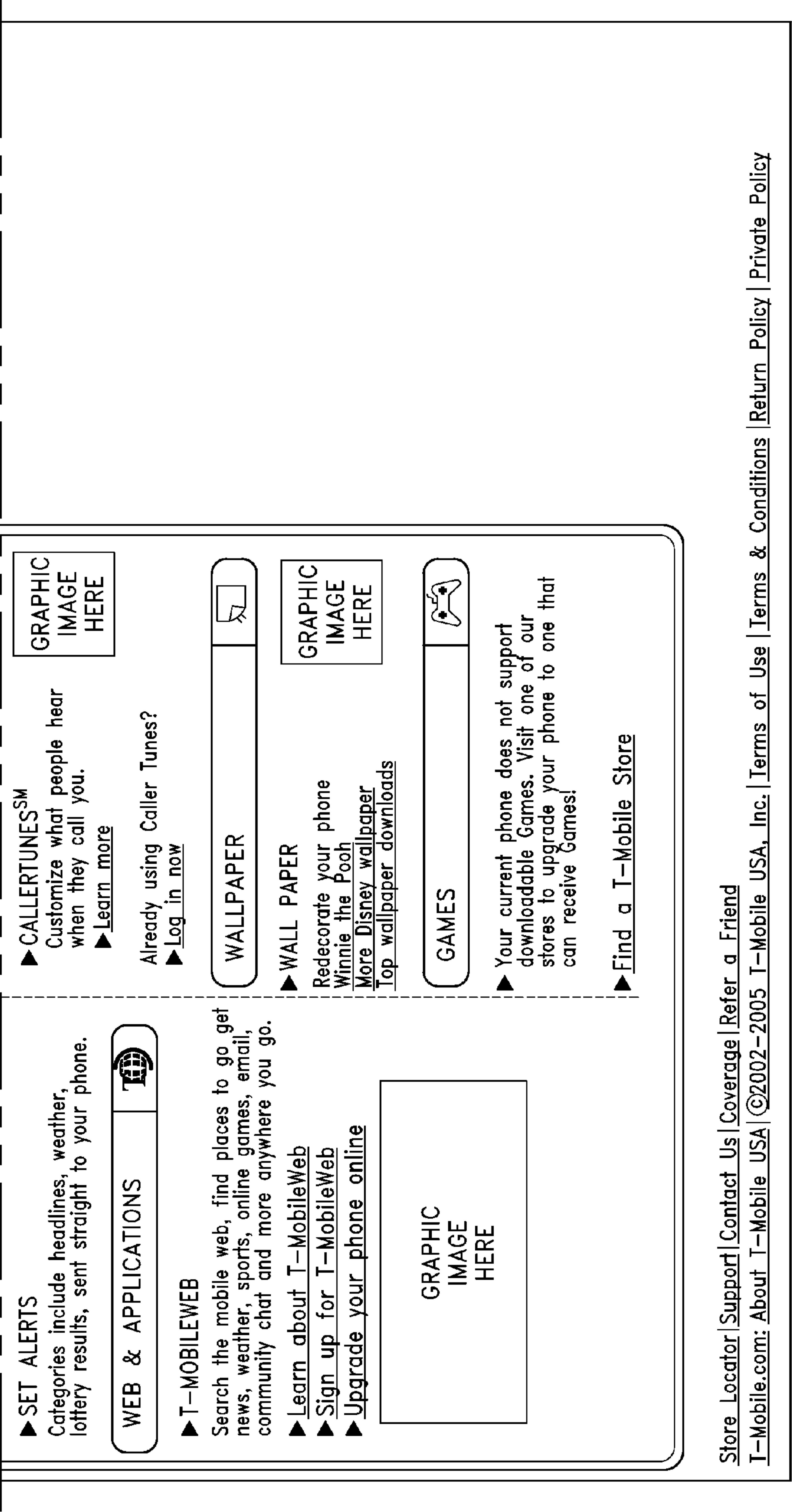


FIG. 16B-2



[Return to T-Mobile.com](#)

▶ [Not your phone?](#)

▶ [Tour My T-Mobile](#)

My T-Mobile

BILLING

PLAN & SERVICES

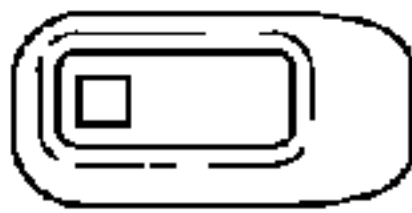
PHONE & ACCESSORIES

DOWNLOADS

COMMUNICATION TOOLS

ASK T-MOBILE

SEARCH



Hello: John Doe
555_555_5555

▶ MY PROFILE

▶ Log out

Support for Samsung T609

PHOTO
HERE

PHOTO
HERE

MANAGE GROUP CONTACTS

Edit your selected group contacts in the form below, or edit them directly from your phone.
Please note that your selected group of contacts may only be changed once a month.

Edit your selected group of contacts

1. Name Number

2. Name Number

3. Name Number Ⓢ Edit numbers only once a month

4. Phone number change in progress from xxx-xxx-xxxx to xxx-xxx-xxxx

Ⓢ We will send a confirmation text message to your phone after the number has been verified

5. Name Number

▶ SAVE

▶ CANCEL

RESOURCES





▶ [US coverage map](#)

▶ [International coverage](#)

▶ [Learn about services](#)

▶ [Your Plan](#)

DOWNLOADS



▶ [Get More Group Contact Icons](#)

FREQUENTLY ASKED QUESTIONS

When can I replace my Group Contacts?

Can I use my phone when I'm traveling overseas to call my Group Contacts?

[Additional help](#)

[Store Locator](#)[Support](#)[Contact Us](#)[Coverage](#)[Refer a Friend](#)

[T-Mobile.com: About T-Mobile USA](#)[©2002-2005 T-Mobile USA, Inc.](#)[Terms of Use](#)[Terms & Conditions](#)[Return Policy](#)[Private Policy](#)

FIG. 16C

[Return to T-Mobile.com](#)

[Not your phone?](#)

[Tour My T-Mobile](#)

My T-Mobile

PLAN & SERVICES

PHONE & ACCESSORIES

DOWNLOADS

COMMUNICATION TOOLS

ASK T-MOBILE

SEARCH

Hello: John Doe

555_555_5555

MY PROFILE

Log out

Support for Samsung T609

PHOTO HERE

PHOTO HERE

RESOURCES

US coverage map

International coverage

Learn about services

Your Plan

DOWNLOADS

Get More Group Contact Icons

FREQUENTLY ASKED QUESTIONS

When can I replace my Group Contacts?

Can I use my phone when I'm traveling overseas to call my Group Contacts?

Additional help

MANAGE GROUP CONTACTS

Edit your selected group contacts in the form below, or edit them directly from your phone. Please note that your selected group of contacts may only be changed once a month.

Edit your selected group of contacts

Please enter a name.

1. Name

Number

208

732

8749

2. Name

Christina Baker

Number

425

444

1602

3. Name

Mom Home

Number

206-349-7723

Ⓢ Edit numbers only once a month

4. Phone number change in progress from xxx-xxx-xxxx to xxx-xxx-xxxx

Ⓢ We will send a confirmation text message to your phone after the number has been verified

5. Name

Number

SAVE

CANCEL

Store Locator

Support

Contact Us

Coverage

Refer a Friend

T-Mobile.com: About T-Mobile USA

©2002-2005 T-Mobile USA, Inc.

Terms of Use

Terms & Conditions

Return Policy

Private Policy

FIG. 16D

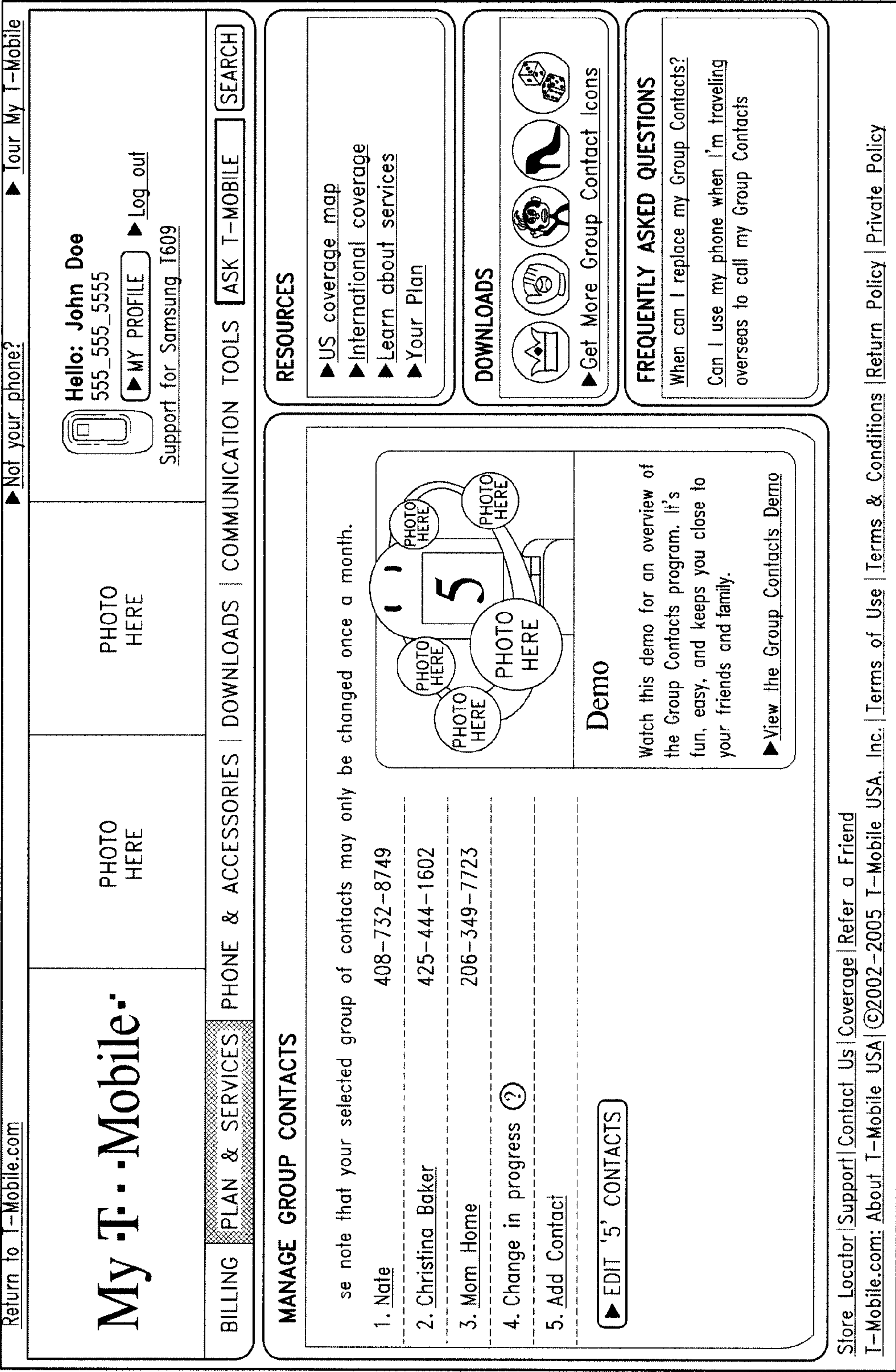
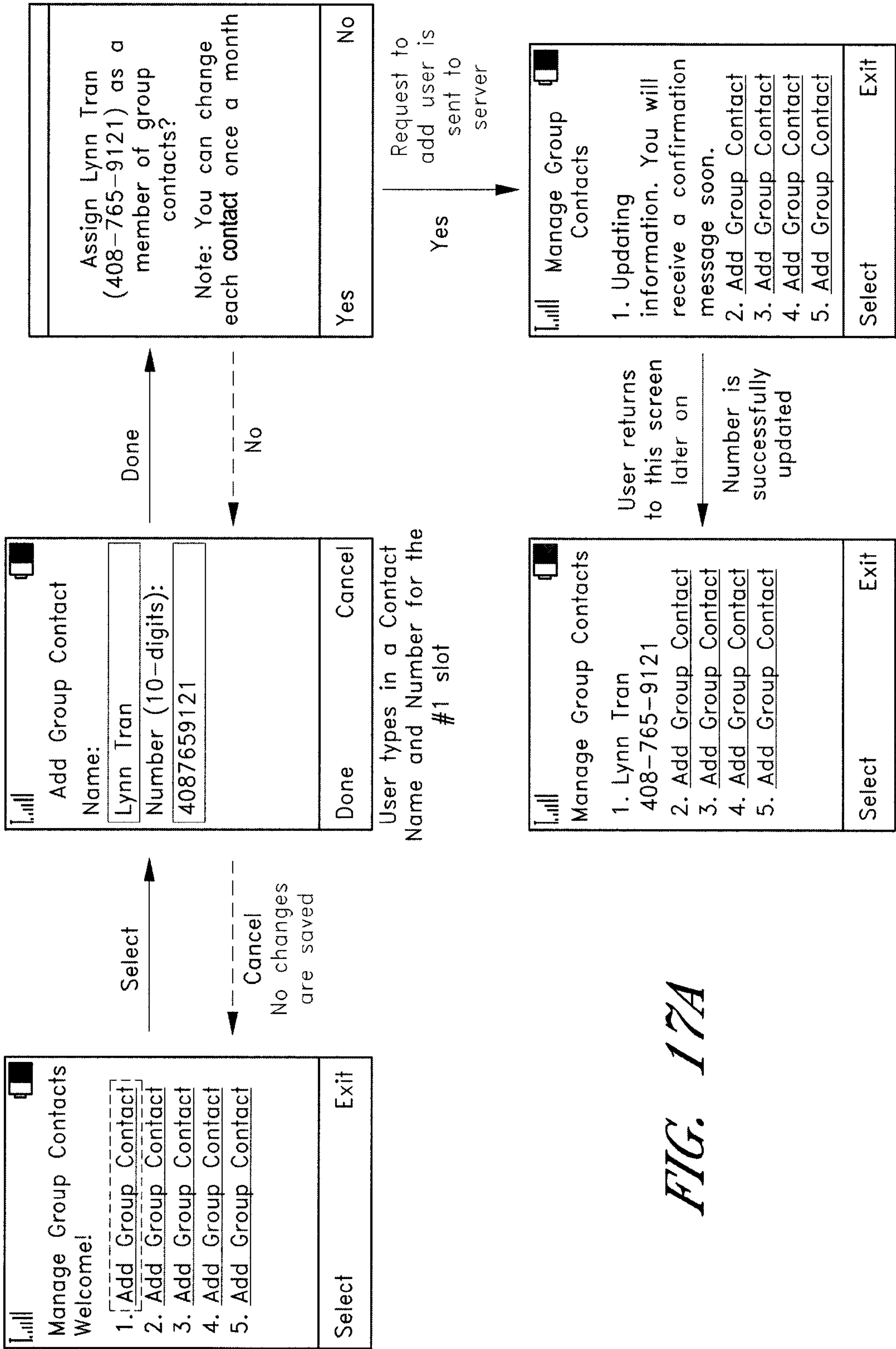


FIG. 16E



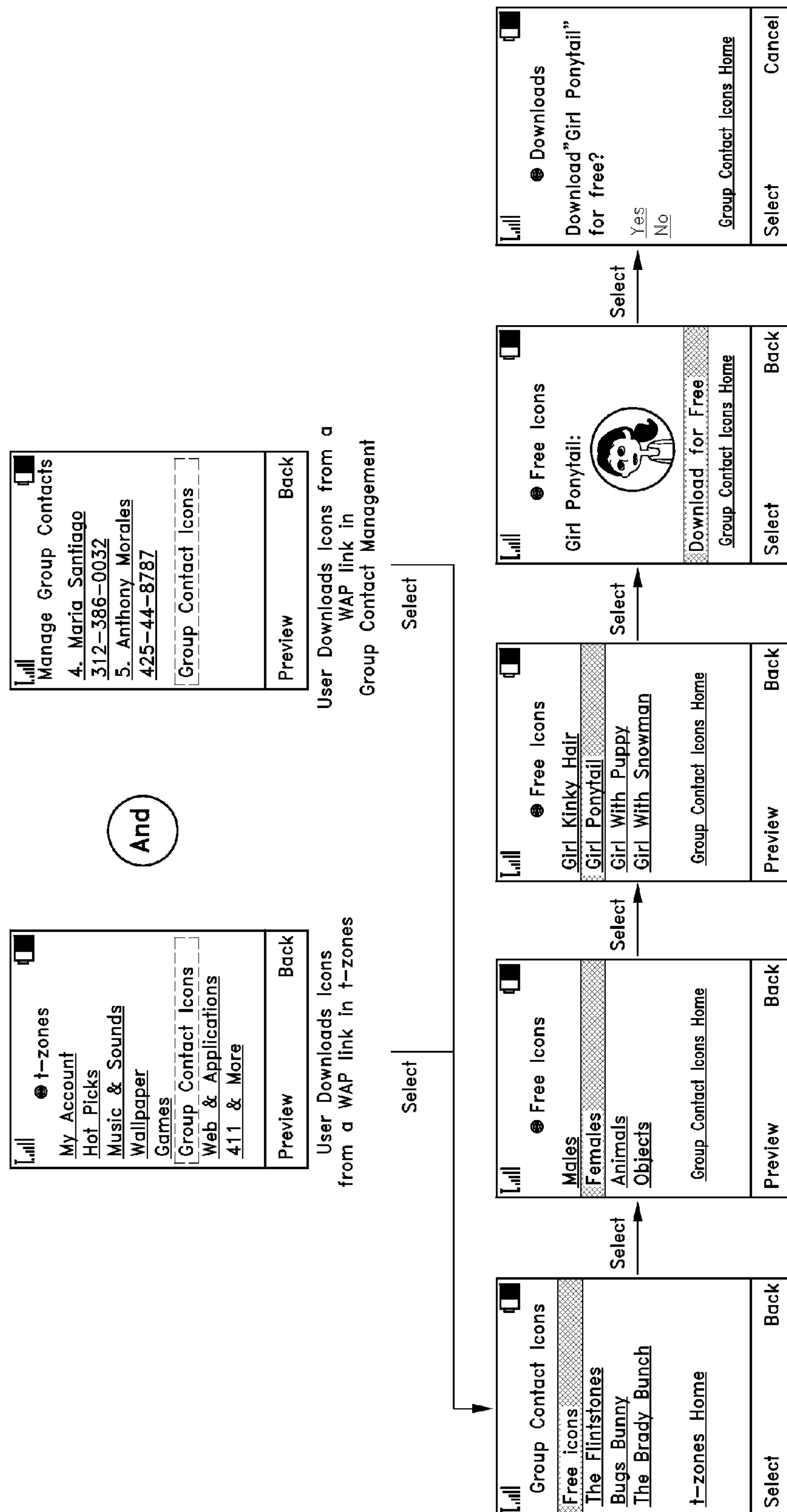
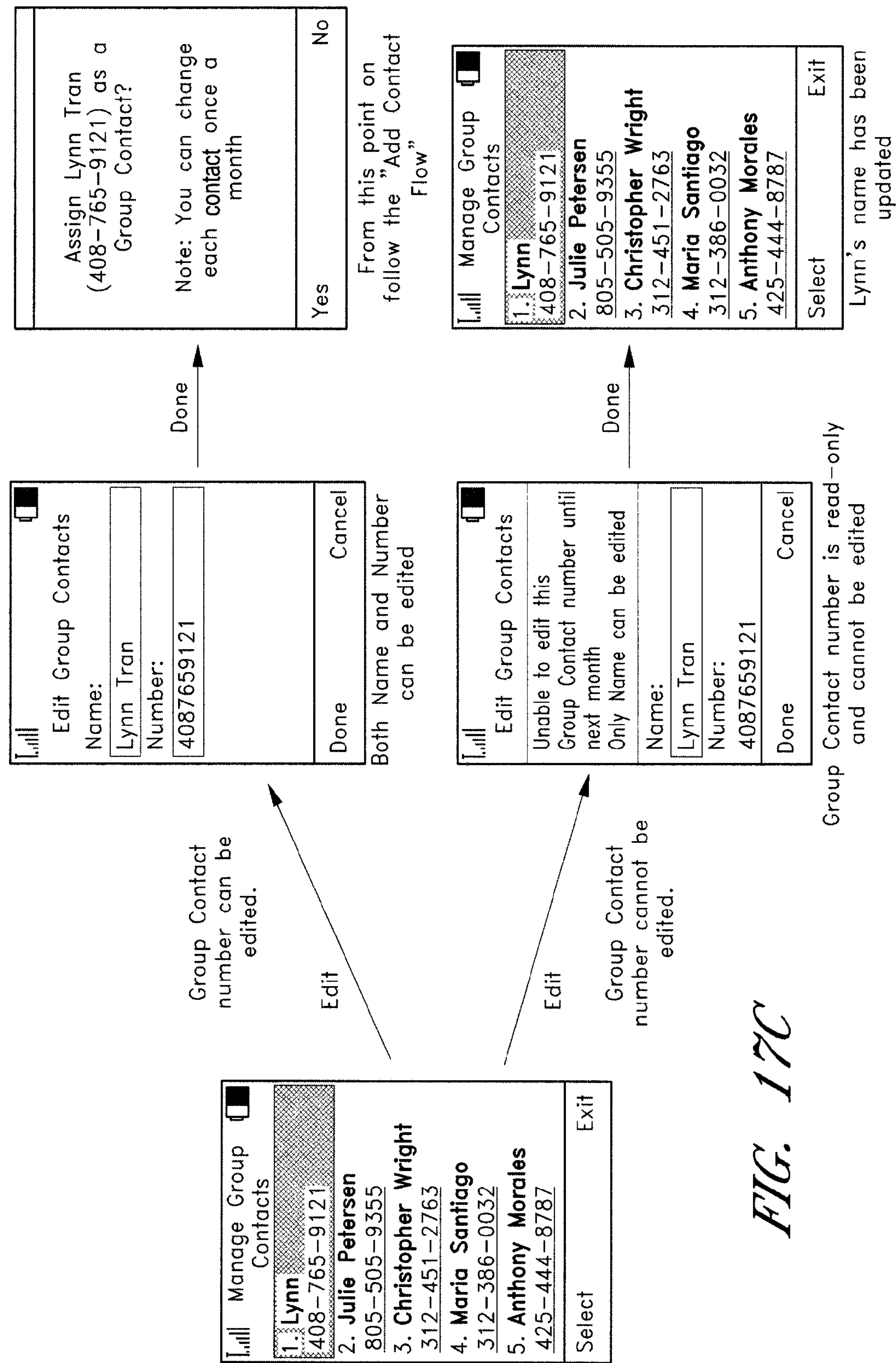


FIG. 17B



PREFERRED CONTACT GROUP CENTRIC INTERFACE

CROSS-REFERENCE TO RELATED APPLICATIONS

This utility patent application is a continuation of U.S. Patent Publication No. 2007/0035513 A1, now U.S. Pat. No. 7,685,530, filed on Apr. 10, 2006 (and accorded U.S. application Ser. No. 11/400,925), which in turn claims the benefit under 35 U.S.C. §119(e) of U.S. Provisional Patent Application No. 60/689,581 filed on Jun. 10, 2005, which is hereby incorporated by reference in its entirety.

BACKGROUND OF THE INVENTION

1. Field of the Invention

This present invention relates generally to user interfaces that are centered about a user's preferred group of contacts on a communication device.

2. Description of the Related Art

Cellular telephones have become common communication tools in modern society. A wide variety of handset styles are available such as the "clam shell" flip-style cellular telephones, the non-flip or "candy-bar" style cellular telephones, and other cellular telephones with pivoting displays. While the internal designs of the cellular telephones may be quite different, each is generally designed ergonomically for maximum convenience and comfort. A variety of button and selector key configurations are also available, some with ergonomic design in mind and others with enhanced specialized functionality. Each cellular telephone has its own style and functional features that provide a unique set of user experiences.

Many modern cellular telephone devices also incorporate organizational tools that have traditionally been found in personal information managers or PIMs. Examples of PIM functionalities that may be incorporated into cellular telephone devices include personal call lists, business contact call lists, phone book information, calendars, personal reminders and other information. Moreover, the popularity of certain tools and functionalities traditionally associated with non-telecommunications devices, such as digital still and video cameras, MP3 players, and computers (with applications including e-mail, instant text messaging and photo messaging), have increased the interest in providing cellular telephone devices incorporating a wide variety of non-telecommunications functions.

The present disclosure has evaluated and contemplated a variety of these and other functions to provide a user interface system with ease of use that is centered about a user's preferred group of contacts. The group centered user interface is very useful in mobile or portable electronic devices such as cellular communication devices, PDAs, PIMs, as well as other devices. Moreover, the present disclosure contemplates that special billing systems may be applied to the group of contacts.

BRIEF DESCRIPTION OF THE DRAWINGS

FIG. 1 is an illustration of various configurations of the user interface idle screen.

FIG. 2 is a screenshot of an example communication options menu for the user interface.

FIG. 3 is a diagram illustrating a first time power-up initialization sequence.

FIG. 4 is an illustration of example idle screens and other features related thereto.

FIG. 5 is an illustration of a user interaction sequence for a user interface for adding preferred contacts.

FIG. 6 is an illustration of a user interaction sequence for another aspect of a preferred contact group interface for adding preferred contacts.

FIG. 7 is an illustration of an example user interaction sequence for selection of a picture for a preferred contact.

FIG. 8 is an illustration of an example interaction sequence for modification of preferred contacts.

FIG. 9 is an illustration of an example user interaction sequence to change the order of the user's preferred contacts.

FIG. 10 is an illustration of an example user interface interaction sequence for changing various settings associated with the preferred contact group centric interface.

FIG. 11 is an illustration of an example user interface interaction sequence that illustrates various communication modes associated with a preferred contact.

FIG. 12 is an illustration of an example user interface interaction sequence that illustrates additional communication modes associated with a contact.

FIG. 13 is an illustration of another example user interface interaction sequence that illustrates selection of various communication modes associated with a contact.

FIG. 14 is an illustration of a user interface interaction sequence for creation of a graphical icon for a preferred contact from a downloaded picture.

FIG. 15 is an illustration of an example user interface interaction sequence for an incoming communication notification associated with a contact.

FIGS. 16A-16E are illustrations of an example Web-based user interface for configuration and management of a preferred contact group user interface.

FIGS. 17A-17C are illustrations of an example WAP-based user interface for configuration and management of a preferred contact group user interface.

DETAILED DESCRIPTION OF THE INVENTION

The present description relates to a preferred contact group centric interface that can be used to facilitate communications by the user with any of his or her designated preferred contacts via a communication device. The user interface can be arranged to activate from a user's "home page" on the display of his or her communication device from an idle screen that is accessed after a timeout period expires, or any other appropriate mechanism that activates the preferred contact group centric experience.

Briefly stated, a preferred contact group centric interface for a communication device can be used to facilitate communications by a user. A user selects the preferred contact group from among an array of the user's contacts. Once the contact group is configured, a minimal number of navigation/selection features is necessary to activate any number of communication modes available to the contacts. The contact group is configured such that simple and quick navigation between the contact members is achieved. The contact group can be presented in two dimensional and three dimensional arrangements, and in any number of list or geometric configurations. A pricing plan may optionally be tied to the provision of communications services between the user and his or her preferred contact group.

The preferred contact group centric experience is designed to facilitate quick and easy selection of a contact from among an array of the user's contacts (as designated by the user), followed by quick and easy application selection from a vari-

ety of communications modes, including single-click initiation of a communication mode of a default contact or a default communication mode. Although many of the descriptions contained herein illustrate a grouping of five (5) key contacts related to the interface, the exact number of contacts is not significant and any number of contacts (e.g., 10, 20, 100, etc) can be employed individually or as part of groups. Moreover, the term communication device is intended to cover a wide variety of devices such as, for example, cellular telephone type devices, PDA/PIM style devices, as well as other devices that include communication facilities.

In one example, a display of five preferred contacts is presented on the idle screen of the user's communication device. The user may initiate a communication mode for a pre-selected default contact with a single click, or may swiftly traverse through his or her contacts using navigation keys configured for such purpose (e.g., up/down/left/right keys) until the desired contact is highlighted, then may initiate a pre-selected default communication to the highlighted contact simply by pressing the designated default key on the communication device or may traverse through numerous other communications modes that are available to communicate with the selected contact (e.g. e-mail, instant messaging, or photo messaging) simply by using navigation keys configured for such purpose (e.g., up/down/left/right keys) and then pressing a designated selection button on the communication device. The interface is contact group centric in that the interface experience commences with the selection of the desired recipient (either manually or by default) from the user's preferred contact group, followed by selection of the desired mode of communication with a selected contact (either via single-click initiation of a default mode of communication or via a communication mode menu).

While some conventional address book menus on communication devices do provide a minimal amount of person centric communications, the contact group centric interface is unique in that it provides a user with a novel method to select both preferred contacts and preferred communication modes through a single, visually appealing interface. The user's preferred contacts, as well as communications options relating to those contacts, may be presented in a list-styled arrangement, a circular-styled arrangement, an elliptical-styled arrangement, or some other geometric-styled arrangement such as pentagonal, hexagonal, "X" shaped, "T" shaped, or "+" shaped arrangements. In addition, the presentation of all communication modes in one location, accessible through presentation of the contacts on an idle screen, is novel to the preferred contact group centric interface. Example screenshots for various views of the preferred contact group centric interface are presented below, along with communication mode screenshots. User contacts are chosen in advance by the user and remain in the order selected until the user replaces or rearranges his or her contacts, thereby providing predictability in user interface interaction. For example, if the user selects "MOM" as his or her first contact, then only a single click of a designated key is required to call "MOM", until the user changes the order and moves "MOM" to another location among his or her preferred contacts. This is an important novel concept of the preferred contact group centric interface and an enhancement to current user interface experiences.

Current cellular telephone user interfaces are designed in a very feature centric manner. For example, to make voice calls on a conventional cellular telephone, users typically access the device's address book. In order to type and transmit a text message, the user must typically first access a "messages" menu and then select a "compose" function from the menu,

followed by selecting the desired recipient of the message. While some cellular telephones do permit a user to send a text message, for example, from a phone book menu, this user experience is not optimal in terms of minimizing number of key clicks and overall ease of navigation. Requiring users to navigate to numerous menus and locations in the traditional user interface also negatively impacts of the user's ability to discover those features. In summary, the user experience for current cellular telephones is very feature driven rather than contact centric.

The preferred contact group centric interface brings the user's most-desired contacts "front and center" to the idle screen (or some other appropriate screen) of the device display. Through easy and intuitive selection of a desired contact among an array of contacts, the user is then able to quickly access a variety of communication modes available to communicate with the contact, such as initiating a voice call, sending a text, picture, voice or instant message (IM), or sending an email. The preferred contact group centric interface also enables a novel scalable user experience that provides a "front and center" presentation from which to add new communication services.

This concept may benefit both the end customer and the service provider (e.g., a wireless telecommunications carrier). The service provider supporting the communication device may offer special, desirable pricing plans in conjunction with the unique qualities of the preferred contact group centric interface. For instance, the service provider may offer a special price plan providing unlimited incoming and outgoing voice calls between the user and his or her designated preferred contacts. By way of further example, the service provider may expand its offering of unlimited services to include unlimited messaging as well as data use related to the user's designated preferred contacts. Further expansion of the price plan can include calling to international numbers.

The idle screen can be defined at the front/home screen of the communication device, and may include the name of the service provider, battery level, wireless signal strength, date, time, and may provide access to the menu functions of the phone.

The display of the user's contacts on the preferred contact group centric interface's idle screen can be integrated into the background wallpaper through transparency.

In another embodiment, the user's contacts can be a Web-enabled page that is downloaded from a network connection such as a Web page or a WAP page, possibly including active X, Java, Flash, or some other scripting or executable format that provides a uniform interaction on all similar communications devices. Contacts can be managed through the Web, or WAP, other over-The-air transport technology, a cable interface with the device or other connection to another device (e.g., personal computer).

FIG. 1 is an illustration of various configurations (100) of the preferred contact group centric interface idle screen. Screenshot 110 illustrates a circular style idle screen where each contact in the user's contact group is arranged about a center axis on the graphics display. The currently-selected contact is illustrated in the bottom center portion of the screen, but any designated location can be used for the selected contact. In example screenshot 110, the dimensions of the graphical icon (a photo in this case) are larger for the selected contact than the other non-selected contacts. In example screenshot 110, the dimensions of the graphical icon are determined by the physical screen location (e.g., bottom center is larger than right/left, which are larger than top right and top left) relative to an axis or rotation (to be discussed later). The dimensions associated with the graphical icons can

5

be the same for every contact regardless of screen location, different for every contact based on screen location, or according to some other specified motif. Text identifying the selected contact's name is included beneath the associated graphical icon. The selected contact's name may also be overlaid on the graphic in a visually appealing manner.

Screenshot **120** illustrates a list-style idle screen configuration where each contact in the user's contact group is arranged in a vertical list about a linear axis with graphical icons positioned on the left hand side of the screen and text identifying the corresponding contacts name on right hand side of the screen. A selected contact is illustrated in an inverse video format or some other graphical form highlighting. In one example, the selected contact always appears in a fixed location on the display (e.g., the top most position, the bottom most position, the center position, etc.) and the user interface is arranged to vertically scroll up and down through the list. In another example, the highlighting indicator can be moved up and down through the contact list. In still another example, the list has a wrap-around effect where scrolling from the top of the display continues at the bottom of the list, and vice-versa. The list-style idle screen may also be displayed horizontally.

Screenshot **130** illustrates another circular style configuration where each contact in the user's contact group is arranged about a center axis on the display, with the currently-selected contact being located in the center of the other non-selected contacts. In example screenshot **130**, the dimensions of the graphical icon (a photo in this case) are larger for the selected contact than the other non-selected contacts. Text identifying the selected contact's name is included around the bottom line of the graphical display.

Screenshot **140** illustrates another circular style configuration where each contact in the user's contact group is arranged about a center axis on the graphics display in a three-dimensional space. The dimensions of the graphical icon (a photo in this case) are larger for the selected contact than the other non-selected contacts. Text identifying the selected contact's name is included above the graphical icon, below the graphical icon, or overlapping the top portion of the graphical icon as illustrated in the figure. The graphical icons are depicted with a three-dimensional appearance that is akin to a sphere with an image wrapped around the visible face. The user interface can be arranged such that the selected icon can be changed by rotation about a three-dimensional axis. Shadows can be added to reflect a three dimensional look.

Each of the above-described idle screens permits the user to change the currently-selected contact by traversing the group of contacts in the user's contact group via the various navigation buttons/interfaces on the communication device (e.g., a wireless communication device, a cellular telephone, a PDA or PIN style device, etc.). A variety of graphical effects can be applied to the display screen when the user traverses the group of contacts appearing in the interface, such as an animated rotation effect, a picture swap effect, a fade-in effect, a fade-out effect, a fly-in effect, a fly-out effect, a dissolve-in effect, a dissolve-out effect, a spiral-in effect, a spiral-out effect, a slide-in effect, and a slide-out effect.

The preferred contact group centric interface that is described herein is described in terms of navigation/selection buttons and keys on the communication device, as well as other specially designated selectors that are used for initiating and cancelling telephone calls. However, any appropriate navigation/selection means is contemplated within the scope of this discussion including, but not limited to a keypad, a directional key, a dynamically assigned soft key, a joystick-style interface, a joystick-style interface, a trackball-style

6

interface, a touch screen type interface, and a stylus type interface. Other means of navigation/selection can include side key push and hold, speech recognition, and gesture recognition.

FIG. **2** is a screenshot of an example list-style communication options menu (**200**) for the preferred contact group centric interface. After selecting the options screen, a number of communication modes are accessible. For this example screen (**200**), a communication mode can be selected by traversing through the list of available communication modes and pressing the select key, or by pressing the corresponding number on the keypad. The illustrated communication modes include placing a telephone call ("1. Call"), sending a text message ("2. Send Message"), sending a picture ("3. Share Picture"), sending a voice message ("4. Send Voice Message"), sending an instant message ("5. Send IM"), and sending an email message ("6. Send E-mail"). Additionally, maintenance methods can be selected from the options screen such as, for example, viewing activity logs ("7. Activity Log") and editing the contacts profile ("8. Edit Profile").

FIG. **3** is a diagram illustrating a first time power-up initialization sequence (**300**) that can be employed by a communication device in order to complete registration/activation with a service provider.

After initial power up, a timeout occurs and the communication device displays pre-activation idle screen **310**. After activation is completed by the user with the service provider (e.g., via a telephone call, in a company store, over the Internet, or by other means), an SMS message is sent to the communication device. The communication device receives the SMS message and displays a text message receipt screen such as SMS screen **320**. The user can either select "View" or "Exit" from SMS screen **320**. Selection of "View" causes the communication device to display a welcome message such as welcome screen **330**. The user can exit from welcome screen **330** by selecting "Options" or "Back", resulting in the communication device transferring to the preferred contact group centric interface's main or default screen, which is illustrated as post-activation idle screen **340**. User selection of "Exit" from SMS screen **320** also results in the communication device changing to the post-activation idle screen **340**.

Once the preferred contact group centric interface is available on the communication device, the default main screen or idle screen can be initialized for a selected group of contacts that are considered within the user's preferred contacts group. Special telecommunications pricing and/or services associated with the user's preferred contacts group may be associated with a special pricing plan. When the user's preferred contacts are keyed to a special pricing plan, a service provider may desire that the user's group membership be changed only at the beginning of a billing cycle or during some other revolving enrollment period. The user may designate the membership of his or her preferred contact group via the communication device, a customer service center representative, a computer connected through the Internet, or some other mechanism.

FIG. **4** is an illustration of example idle screens (**400**) and other features related thereto.

A partially-populated idle screen includes a mix of graphical identifiers associated with the user's preferred contacts, as illustrated in idle screen **410** of FIG. **4**. A default picture icon can be used to represent a preferred contact in the group if no other graphical identifier has been assigned by the user, as illustrated by default picture icon **412**. A thumbnail size picture can be assigned to a preferred contact as illustrated by icon **414**. An unpopulated or unassigned icon includes

another graphical identifier to indicate that another contact can be assigned to the group as illustrated by default unpopulated contact icon in **416**.

A fully populated idle screen includes a mix of graphical identifiers associated for the various preferred contacts as illustrated in screenshot **420** of FIG. **4**. Each contact in the user's preferred contact group is illustrated with thumbnail pictures in this example, but is not so limited. Optional status indicators can be dynamically assigned to the graphical indicators as illustrated by example indicators **422** and **424**. Indicators **422** illustrate a graphical indicator and a text indicator for a missed telephone call from one identified contact (e.g., Nate). Indicator **424** illustrates that an email message is waiting from another identified contact. Other indicators can also be associated with a contact, such as graphical icons and/or text strings as may be desired for a variety of indications such as text message waiting, voice message waiting, picture message waiting, as well as others.

The optional status indicators can also be tied to a variety of other features, such as presence information, upcoming dates and appointments, and a mood level associated with the particular contact.

Presence information indicators can reveal the contact's current availability status (e.g., "available", "unavailable", "on-line", "off-line", "busy", "out to lunch", "in a meeting", "be right back", "away"), their location status ("at the corner of 5th Ave."), as well as other user configurable presence indicators (e.g., "meet me for lunch at 2PM").

Upcoming dates and appointments indicators can reveal the contact's birthday, anniversary, and other important dates and appointments.

Mood level indicators can be utilized to project a likely mood upon a preferred contact, such as happy, sad, or ambivalent, wherein the mood level can be changed dynamically based on a number of criteria. For example, if a user has not contacted a preferred contact recently, or not as frequently as other contacts from the user's preferred contact group, the mood indicator may designate the contact as sad. In contrast, a frequently contacted contact can have a mood indicator of happy. The mood indicators can also be tied to other items, such as a daily horoscope, or updated in response to a presence data that is provided by the contact, such as through an instant messaging program.

Other information such as current physical location of the contact (e.g., near the user, in the same city as the user) using location based technology can also be displayed. In addition, relevant content related to the contact may also be displayed (e.g., if contact is interested in a specific musical act, then the musical act's upcoming concert date can be displayed, along with a hotlink to purchase tickets).

FIG. **5** is an illustration of a user interaction sequence (**500**) for adding preferred contacts. The process flow (**500**) of FIG. **5** begins at the depicted unpopulated idle screen.

The user can press the "Select" key (e.g., the center button on a joystick, an "OK" button, or some other button) from the idle screen to add a contact for the currently selected contact group member. The pressing of the "Select" key results in another screen that either replaces the current screen with an "Add Group Contact" dialog or overlays the current screen (e.g., a pop-up window). The dialog notifies the user that a new contact is being added to the currently selected group (which was unpopulated in this example). The preferred contact group centric interface also permits the user to select "Create new", "Get from phonebook" or "Back." Selection of "Back" cancels the "add contact" dialog box and returns to the idle screen.

Selection of "Create new" from the "Add Group Contact" dialog transitions the preferred contact group centric interface to a "Create new" template with one or more data entry fields such as name, number, picture, etc. The fields could also include a wide variety of additional information, including e-mail address, home address, birthday, favorite ice cream, place of birth, and other information. The user can return to the prior screen with selection of the "Back" key, or enter data into one or more of the various data entry fields.

Data can be entered into the data entry fields using various keys and/or input devices available for the communication device. Once the user has entered data, the user can either cancel the entered data or select the "Save" key. Pressing the "Cancel" key returns the preferred contact group centric interface to the prior screen, which is the "Add Group Contact" dialog, while pressing the "Save" key transfers the preferred contact group centric interface to a confirmation dialog.

The confirmation dialog requests the user to approve saving the information for the selected contact from the user's preferred contact group. Approval can be rejected by the user by depressing one key function (e.g., "No"), or accepted by depressing another key function (e.g., "Yes"). Rejection of approval returns the process to the prior screen. When approval is accepted, the entered data is transmitted by the communication device to the service provider for records updating, and a dialog screen is displayed to indicate that the server is being updated.

After a timeout period has expired, processing returns to the idle screen where a wait indicator (e.g., an hourglass) is displayed for the previously selected icon. After the service provider has updated records for the communication device on server, a message is transmitted to the communication device to indicate that the records have been successfully updated (or perhaps an error message if some other error occurs). The updated records dialog screen can be dismissed with a user interaction such as pressing an "OK" button, and the user interface resumes the idle screen with the populated contact now present.

FIG. **6** is an illustration of a user interaction sequence (**600**) for another aspect of a preferred contact group centric interface for adding preferred contacts. The process flow (**600**) of FIG. **6** begins at the depicted unpopulated idle screen.

The user can press the "Select" key (e.g., the center button on a joystick, an "OK" button, or some other button) from the idle screen to add a contact for the currently selected contact group member. Pressing the "Select" key results in another screen that either replaces the current screen with an "Add Group Contact" dialog or overlays the current screen such as a pop-up window style. The dialog notifies the user that a new contact is being added to the currently selected group member (which was previously unpopulated in this example). The user interface also permits the user to select "Create new", "Get from phonebook" or "Back." Selection of "Back" cancels the "Add Group Contact" dialog box and returns to the idle screen.

Selection of "Get from phonebook" from the "Add Group Contact" dialog transitions the user interface to a phonebook interface such as from a contact manager type application. A previously entered contact can then be selected from the phonebook using the various keys and/or input devices available in the contact manager. Once the user has selected the contact, the user can either cancel the selection (e.g., selecting "Back"), or select a telephone number (e.g., from a list of available numbers such as a home number, a cell phone number, etc.) for the contact. After the desired phone number is selected, the user can either save the selected contact infor-

mation (e.g., “Save”) or cancel and return to the prior screen (e.g., “Cancel”). The confirmation dialogs, approval/rejection, and remaining steps in FIG. 6 are substantially the same as that described for FIG. 5.

As previously stated, each contact in the user’s preferred contact group can have an associated graphical icon for display on the idle screen. FIG. 7 is an illustration of an example user interaction sequence (700) for selection of a picture for a preferred contact. In one example, the interaction of FIG. 7 occurs when the contact is initially selected such as from a contact manager application as previously described. A default picture might already be assigned to the identified contact such as when a photograph is assigned to the contact in a contact manager application. For this example, a dialog screen is displayed requesting approval or rejection of the default picture after the telephone number is selected.

Approval of the default picture opens a photographic edit tool that includes a crop tool that operates similar to a graphical cursor. The crop tool can be positioned on a desired region of the picture by the user. Optionally, the crop tool can also be configured to zoom in and out of the picture region to provide a desired image size for cropping. Selection of “Crop” will transition the user interface to a “Save” dialog window that permits approval or rejection of the cropped photo. Selection of “Back” aborts the crop tool back to the prior screen, which is the “Use default” picture dialog screen previously described.

When the default picture is rejected, another dialog screen is displayed that includes various data fields for the user’s preferred contact. The user can then press the “Select” key or “Center” key over the picture field to select the photo from a number of sources such as a digital camera interface (e.g., “Take Picture”) that is built into the communication device, a file folder such as “My Photos”, an icon such as “Group Contact Icons”, or some other source such as downloaded icons. Selection of “Take Picture” causes the communication device to activate its facility for taking pictures, followed by cropping the picture, and the various approval and rejection dialogs previously described. Selection of “My Photos” results in activation of a file manager type of tool that permits selection of a photograph from a file folder, activation of the crop tool, and the various approval and rejection dialogs previously described. Selection of “Group Contact Icons” results in activation of a file manager type of tool that permits selection of an icon from a file folder, followed by the various approval and rejection dialogs as previously described. Selection of “Get More Icons” results in the launch of an Internet based browser (e.g., WAP) allowing the user to download more icons.

It is anticipated that a user may desire to edit the information associated with a member of the user’s preferred contact group, or replace the contact with another more desirable contact. FIG. 8 is an illustration of an example interaction sequence (800) for modification of preferred contacts. From the idle screen, the selection key is depressed to recall various options that are available for a previously configured contact in the user’s preferred contact group. Selection of the “Options” key permits the user to select any one of “Edit Profile”, “Replace Contact” or “Change Order” for the selected contact. Selection of “Edit Profile” permits the user to change any one of the data fields that are associated with the selected group contact.

Selection of “Replace Contact” causes another dialog series, such as warning messages that a contact cannot be changed until the next billing cycle, or some other dialog such as a screen warning that the contact can only be replaced once a month. This dialog screen can be the result of a check with the

network to confirm inability for the user to make the change. An approval/rejection dialog can then be exercised to permit replacing the contact.

FIG. 9 is an illustration of an example user interaction sequence (900) to change the presentation order of the user’s preferred contacts. User interaction associated with the “Change Order” selection from the options screen of FIG. 8 can also be described with reference to FIG. 9. Once the “Change Order” selection is made, the user can utilize the left/right keys or some other set of keys to rotate the currently selected group member through the various ordering positions. In this example, a circular arrangement is used for the group members about a center axis on the screen. Pressing the left key rotates the selected contact in a counter-clockwise manner, while pressing the right key rotates the selected contact in a clockwise manner. Once the desired order position is reached, “Done” can be selected. Alternatively, the user can cancel changing the ordering of the contacts.

FIG. 10 is an illustration of an example user interface interaction sequence (1000) for changing various settings associated with the preferred contact group centric interface. The interaction begins at the IDLE screen where the user selects “Menu”. A series of icons are presented that represent all of the various menu options, including a settings icon. The settings icon is illustrated by an S, but any graphical and/or text based icon can be utilized as the settings icon. The user navigates the selection cursor to the settings icon and presses “Select” to activate the settings menu, or alternatively presses “Back” to return to the prior screen (the idle screen in this case).

From the settings menu, a variety of setting parameters are accessible, such as “1. Time & Date”, “2. Display Settings”, “3. Sound Settings”, “4. Group Settings”, “5. Network Services”, and “6. Security”. Selection of the designated number key (4 in this example) or navigating the cursor to the “Group Settings” and pressing the selection button activates the “Group Contacts Settings” menu. A “Back” interaction can also be used to return to the prior screen.

From the “Group Contact Settings” menu a number of selections are available such as “1. Hide Group”, “2. Refresh Group”, and “3. About Group Contacts”. Selection of “Hide Group” disables the idle screen from showing the preferred group contacts and a dialog screen is displayed that indicates the assignment of various shortcuts and related settings. Once “OK” is selected, the dialog screen is dismissed and the group contacts settings menu toggles “1. Hide Group” to “1. Unhide Group”. Selection of “Refresh Group” sends a message to the server requesting that the preferred group contact settings be updated, resulting in a dialog screen (which can be dismissed with “OK”) that refreshing may take a few minutes. Selection of “About Group Contacts” launches an Internet based site such as a WAP site. From the WAP site, the wireless carrier can provide a number of additional menu selection items, additional information about the current settings, or any other desired interaction.

The settings menu can also include other settings such as Animation Settings that allow the user the option to choose different ways in which the group contacts are animated. In one example animation setting, the visible contacts on the device’s display screen are animated by rotating about a rotational axis when the user changes the currently selected contact. In another example animation setting, the visible contacts on the device’s display screen are animated by fade-in and fade-out effects. In still another example animation setting, the visible contacts on the device’s display screen are

11

animated by fly-in and fly-out effects. Other effects may also be selected with an animation setting, including disabling the animation effects.

FIG. 11 is an illustration of an example user interface interaction sequence (1100) that illustrates various calling/communication modes associated with a user's preferred contacts. The interaction begins at the preferred contact group centric interface's idle screen where the user can navigate to a preferred contact, and either press the "Send" key or press the "Select" key for the currently selected preferred contact.

Selection of the "Send" key (or some other previously assigned key) from the idle screen results in the communication device activating a pre-selected communication mode associated with the currently selected contact. The pre-selected communication mode can be pre-configured for a default communication mode, or user configured. In one example, the pre-selected communication mode for each contact in the group of contacts can be different from one another. In another example, the pre-selected communication mode for each contact in the group of contacts are the same. In one example, the pre-selected communication mode is simply to place a telephone call to a previously designated phone number for the contact, as shown by the "Calling . . ." dialog screen.

As depicted in FIG. 11, a telephone call to a currently selected contact is quickly and easily placed without requiring the user to traverse through additional menu screens. Instead, the currently selected contact (e.g., "Nate") is selected with a single click user selection. The single click user selection can be effected by any means such as depressing a dedicated selection key (e.g., "talk"), depressing a user configured soft key, or any other user input device such as a touchscreen, touchpad, joypad, joystick, etc. Since the pre-selected communication mode (e.g., "place phone call") is activated with a single-click on the device, the user interface is very simple and efficient.

Pressing the "Select" key from the idle screen results in the communication device activating a communication options menu for the currently selected contact. The list of contacts can revert to the original state, for example immediately after the call has ended or the message has been sent or after a brief timeout (e.g., 5 seconds).

The communication options menu includes a set of choices such as "1. Call", "2. Send Message", "3. Share Picture", "4. Send Voice Note" and "5. Activity Log", similar to that described for FIG. 2. The communication options menu permits changing the selected contact with navigation buttons such as left and right without returning to the idle screen, or returning to the idle screen in response to "Back". Selecting "Call" from this menu places a telephone call in the manner discussed above.

Selecting "Send Message" from the communication options menu activates a text message interface. The user can enter and send text messages from the messaging interface. The preferred contact group centric interface automatically retrieves address data associated with the currently selected preferred contact such that selection of "OK" or "Options->Send" sends the message without further user interaction.

Selecting "Share Picture" from the communication options menu activates a picture-sharing interface that includes selections such as "1. Take Picture", "2. My Photos", and "3. Group Contact Icons". Selection of "Take Picture" activates a digital camera interface on the communication device, where digital pictures can be captured by activating the electronic shutter (e.g., "Capture"). Selection of "My Photos" activates a file manager interface on the communication device, where digital pictures can be selected. Once again, the user interface

12

automatically retrieves address data associated with the currently selected preferred contact such that selection of "OK" or "Options->Send" sends the captured or selected photo without further user interaction.

FIG. 12 is an illustration of an example preferred contact group centric interface interaction sequence (1200) that illustrates additional communication modes associated with a preferred contact. The interaction begins at the communication options menu, which includes a set of choices such as "1. Call", "2. Send Message", "3. Share Picture", "4. Send Voice Note" and "5. Activity Log", similar to that described previously for FIG. 2.

Selecting "Send Voice Note" from the communication options menu activates a voice note interface where a voice message can be recorded by selecting "Record". The user dictates the voice message to the communication device and presses the "Stop" key to end the recording. As may be desired in any interface, the voice note interface is illustrated with a "Back" key feature that permits returning to a prior screen such as the communication options menu. Similar to that discussed previously, the preferred contact group centric interface automatically retrieves address data associated with the currently selected preferred contact such that selection of "Send" transmits the recorded voice note without further user interaction.

Selecting "Activity Log" from the communication options menu activates a communications activity log interface that is associated with the selected contact. Communication activities for the selected contact are then displayed on the screen. The activity log can include any number of activities such as, for example, time and date of phone calls, text messages, voice notes, pictures received, etc. The activity log interface is illustrated with a "Back" key feature that permits returning to a prior screen such as the communication options menu. Additional options can also be available from the activity log interface such as "clear history", as well as others.

FIG. 13 is an illustration of another example user interface interaction sequence (1300) that illustrates selection of various communication modes associated with a preferred contact. As illustrated in the figure, a preferred contact is initially selected from the idle screen by activating the "Select" key for the currently selected contact. The interaction activates the communication options menu, which includes a set of choices such as "Call", "Messaging", "Instant Messaging", "Email", etc., similar to that described previously for FIG. 2.

An arrangement of graphical icons is used to indicate each of the communication modes that is available for the currently selected contact. The graphical icons are arranged about a central axis relative to the display screen. The user interface in this example is arranged such that selection of the left and right navigation keys will result in rotationally changing the location of each of the graphical icons relative to the central axis. The currently selected communication mode in this example corresponds to the graphical icon that is located in the bottom center location of the display screen. The currently selected graphical icon also includes a text string that is displayed in the bottom center area of the display screen. A selection indicator in this example is illustrated by the box that surrounds the graphical icon and the associated text string.

As may be desired in any interface, the "Back" key feature can permit the user to dismiss the communication options menu and return to a prior screen such as the idle display screen. Similar to that discussed previously, the preferred contact group centric interface automatically retrieves

13

addressing information for any of the selected communication modes such that activation of a communication mode only requires a single click.

Although the above-described example communication options menu is arranged in a circular or elliptical arrangement that rotates about a central axis on the screen, other arrangements are also available such as a linear list, a vertical list, a horizontal list, a diagonal list, a circular shape, a semi-circular shape, an elliptical shape, a triangular shape, a diamond shape, a U-shape, an L-shape, a square shape, a quadrilateral shape, a pentagonal shape, a hexagonal shape, another geometric patterned shape, a two-dimensional pattern, and a three-dimensional pattern.

While the above description of the communication options menu is described with a rotation about the central axis, graphical effects can also be used such as an animation effect, a highlight effect, a fade-in effect, a fade-out effect, a fly-in effect, a fly-out effect, a dissolve-in effect, a dissolve-out effect, a spiral-in effect, a spiral-out effect, a slide-in effect, and a slide-out effect.

The above-described example is illustrated where the bottom center location of the display screen corresponds to the currently selected communication mode. The present disclosure is not so limited, and any other screen location may also be utilized for the currently selected communication mode. Moreover, the graphical icons can remain stationary in another example, where a graphical indicator of the currently selected communication mode moves about the screen. The graphical indicator can be any desired effect such as a highlight effect, a selection box, an inverse video effect, etc.

FIG. 14 is an illustration of a preferred contact group centric interface interaction sequence (1400) for creation of a graphical icon for a preferred contact from a downloaded picture. Interaction begins when "download picture" is activated from another menu such as from FIG. 7, or by some other interaction such as an Internet based download. After the picture is downloaded, a dialog screen is displayed indicating the download is complete. The dialog can be dismissed by selecting "OK" or the downloaded picture can be displayed by selecting "View". Once the dialog is dismissed or the photo is dismissed similarly with "OK", a "Set As" menu is displayed.

The "Set As" menu has a number of available selections such as "1. Wallpaper", "2. Picture ID", and "3. Group Contact Icon". Selection of "Wallpaper" saves the downloaded image as background wallpaper for the communication device. Selection of "Picture ID" saves the downloaded image as a photographic identifier, such as might be used by a contact manager application or perhaps stored in a file folder for other uses.

Selection of "Group Contact Icon" saves the downloaded image as a preferred contact icon. In some instances, the downloaded picture is not already in appropriate format and the image is cropped with a cropping tool similar to that previously described for FIG. 7. In other instances, the downloaded picture is already cropped and formatted as a preferred contact icon, and no further cropping and/or formatting is required. A menu is then displayed to assign the formatted icon to one of the contacts in the user's preferred contact group.

FIG. 15 is an illustration of an example user interface interaction sequence (1500) for an incoming communication notification associated with a contact. The interaction begins from any appropriate screen such as an IDLE screen. When the incoming call is detected, the display screen on the communication device displays indicators for the incoming call such as the telephone number identified by caller ID, the

14

group contact name associated with the incoming call, and a graphical identifier associated with the contact. The user can then select "accept" or "reject" for the incoming call as illustrated.

FIGS. 16A-16E are illustrations of an example web-based user interface for configuration and management of a preferred contact group user interface. As illustrated in FIG. 16A, a user can navigate a web page to select a preferred contacts group plan from the service provider, learn more about the plan, or view a demonstration of the preferred contacts group user interface. Once the group contact plan has been selected, a user can select management of group contacts through a web page as illustrated by FIG. 16B.

Selection of "manage group contacts" can be handled by a web-interface such as illustrated in FIG. 16C. Each contact has a designated name and phone number that can be added to the group as illustrated. An attempt to change a contact at a non-permitted time can result in a notification message such as illustrated in FIG. 16C, where group contacts can only be changed once a month. Failure to enter a name, or a duplicate name can result in a notification message to "please enter a name" as illustrated in FIG. 16D. FIG. 16E illustrates another contact management screen for managing group contacts, where web-links are used to edit all contacts, add a new contact, or select an existing contact for further editing.

FIGS. 17A-17C are illustrations of an example WAP-based user interface for configuration and management of a preferred contact group user interface.

Initial configuration is illustrated in FIG. 17A, where a manage group contacts welcome screen is initially displayed prior to a user adding any contacts to the preferred contact group. A WAP link is displayed for adding each of the group contact members. A group contact member (e.g., contact slot #1) is selected using navigation keys. Once the desired group contact member is highlighted (e.g., see the dotted box), the user can choose "Select" to traverse to the WAP link for adding a group contact member. A new display screen is then presented where the user can enter a name and telephone number for the selected contact (e.g., contact slot #1), or select "Cancel". Once the user chooses "Done" a confirmation screen can be displayed to permit the user a last chance to confirm the changes to the selected group contact member (e.g. slot #1). The manage group contact screen displays an update notification for the selected contact member slot until the carrier network confirms the updated contact.

FIG. 17B illustrates an example of user management of icons for group contacts from a WAP-based interface. A user selects to download group contact icons from the WAP-based interface by selecting an appropriate navigation link that can be designated on a WAP page provided by the communications carrier. Alternatively, the user can select a WAP link to download an icon from a WAP based "Manage Group Contacts" web page. Icons can be provided for a service charge or for free as illustrated in the figures. Once downloaded, an icon is available for assignment to any of the preferred group contacts as previously described.

FIG. 17C illustrates an example of user based editing of group contact icons from a WAP-based interface. A user selects a group contact member from a WAP-link on the "Manage Group Contacts" WAP-based web page using a variety of navigation and selection methods previously described. By selecting the appropriate web-link, the user navigates to an "Edit Group Contact" WAP-based web page. The selected group contact slot may have already been changed once within the prescribed period (e.g., once per month), in which case the user will be able to change the name associated with the contact but not the associated phone num-

15

ber. When the user has not changed to phone number within the prescribed period, the user will be able to update both the phone number and the name associated with the selected contact. Once the user selects "Done" from the web page, the information is updated accordingly on the carrier network as previously described.

The above specification, examples and data provide a complete description of the manufacture and use of the composition of the embodiments. Although the subject matter has been described in language specific to structural features and/or methods, it is to be understood that the subject matter defined in the appended claims is not necessarily limited to the specific features, or specific implementations described above. Many other configurations of computing devices, communications features, applications, and distributed software and/or hardware systems may be employed to implement the described dynamic user interface. The specific features and methods described above are thus disclosed as example forms of implementing the claims and embodiments.

What is claimed is:

1. A system comprising:

a data store for maintaining a subset of contact numbers selected at least in part by a user of a communications device via the communications device, wherein the subset of user contact numbers includes a portion of contact numbers accessible by the communications device and wherein the portion is limited to a predetermined number of user contact numbers, the predetermined number of user contact numbers being associated with a communications pricing plan;

a user interface component, implemented by executing instructions on a processor, the user interface component operative to:

cause the generation of a display on the communications device for facilitating addition of a contact number to the subset of user contact numbers;

receive an input from the user via the communications device to add a contact number to the subset of user contact numbers; and

add the contact number to the subset of contact numbers if less than all of the predetermined number of user contact numbers have been identified.

2. The system as recited in claim 1, wherein each contact in the subset of contacts is selected by the user via the communications device.

3. The system as recited in claim 1, wherein the user interface component is further operative to:

cause the generation of a display on the communications device without initiating a user contact application for accessing the set of contact numbers accessible by the communications device, wherein the display includes a graphical identifier associated with each contact number of the subset of contact numbers and wherein each graphical identifier is selectable to facilitate communication via the respective contact number.

4. The system as recited in claim 3, wherein the display is caused to be presented on the communications device in one of a home page screen and an idle screen.

5. The system as recited in claim 3, wherein the display is caused to be presented on the communications device responsive to initiation of at least one of a home screen state and an idle screen state.

6. The system as recited in claim 3, wherein each graphical identifier corresponds to only one user contact number.

16

7. The system as recited in claim 1, wherein each of the user contact numbers in the subset of contact numbers is editable only after lapse of a predetermined time.

8. The system as recited in claim 7, wherein the predetermined time is a month.

9. The system as recited in claim 7, wherein each contact name corresponding to a contact number in the subset of contact numbers is editable at anytime.

10. The system as recited in claim 1, wherein the communications pricing plan comprises a charge for changing one of the contact numbers in the subset.

11. The system as recited in claim 1, wherein the user interface component is further operative to:

cause the generation of one or more displays on the communications device for facilitating replacement of a selected contact number in the subset of user contact numbers; and

receive an input from the user via the communications device to replace the selected contact number in the subset of user contact numbers with a new contact number, wherein the new contact number is different from the selected contact number.

12. The system as recited in claim 11, wherein the user interface component is further operative to:

replace the selected contact number in the subset of contact numbers with the new contact number if a predetermined time has elapsed since the selected contact number was added to the subset.

13. The system as recited in claim 11, wherein the user interface component is further operative to:

cause the generation of a notification message to be presented on the communications device indicating that the selected user contact number cannot be changed if a user attempts to replace the selected user contact number within a predetermined time from adding the selected contact number to the subset.

14. The system as recited in claim 1, wherein the communications pricing plan comprises a charge for changing one of the contact numbers in the subset.

15. The system as recited in claim 1, wherein the user interface component is further operable to cause the generation of a second display on the communication device, the second display comprising a communications option menu including an arrangement of available communication modes associated with a currently selected graphical identifier corresponding to a first user contact number, wherein the arrangement of available communication modes comprises an arrangement of graphical identifiers on the second display about a central axis, wherein the arrangement of graphical identifiers comprises at least a portion of a set of graphical identifiers indicative of available communication modes, and wherein one of the graphical identifiers indicative of available communication modes corresponds to a currently selected communication mode.

16. A computer-implemented method comprising:

receiving, from a communications device, a request to add a contact number to a subset of contact numbers, wherein the subset of contact numbers includes a portion of contact numbers accessible by the communications device and wherein the portion is limited to a predetermined number of contact numbers, the predetermined number of contact numbers being associated with a communications pricing plan; and

adding the requested contact number to the subset of contact numbers if less than all of the predetermined number of contact numbers have been identified, wherein the method is implemented in a computer system.

17

17. The method as recited in claim 16, wherein each contact number in the subset of contact numbers is selected by a user of the communications device via the communications device.

18. The method as recited in claim 16 further comprising: 5
identifying a graphical identifier corresponding to each user contact number from the subset; and
causing the generation of a display on the communications device without initiating a user contact application for accessing the set of contact numbers accessible by the 10
communications device, the display including an arrangement of at least a portion of the graphical identifiers.

19. The method as recited in claim 18, wherein the display includes an arrangement of each of the graphical identifiers 15
corresponding to a contact number from the subset.

20. The method as recited in claim 18, wherein the graphical identifiers associated with the subset of contact numbers are caused to be presented on the display in one of a home page screen and an idle screen.

21. The method as recited in claim 18, wherein the graphical identifiers associated with the subset of contact numbers are caused to be presented on the display responsive to initiation of at least one of a home screen state and an idle screen state. 25

22. The method as recited in claim 18, wherein each graphical identifier corresponds to only one user contact number.

23. The method as recited in claim 16, wherein each of the contact numbers in the subset of contact numbers is editable 30
only after lapse of a predetermined time.

24. The method as recited in claim 23, wherein the predetermined time is a month.

25. The method as recited in claim 23, wherein each contact name corresponding to a contact number in the subset of 35
contact numbers is editable at anytime.

26. The method as recited in claim 25, wherein after the predetermined number of contact numbers has been added to the subset, each of the contact numbers in the subset of 40
contact numbers is editable for a fee.

27. The method as recited in claim 16 further comprising:
causing the generation of one or more displays on the communications device for facilitating replacement of a selected contact number in the subset of contact numbers; and 45

receiving an input from the user via the communications device to replace the selected contact number in the subset of contact numbers with a new contact number, wherein the new contact number is different from the selected contact number.

28. The method as recited in claim 16 further comprising:
replacing the selected contact number in the subset of contact numbers with the new contact number if a predetermined time has elapsed since the selected contact number was added to the subset. 50

29. The method as recited in claim 16 further comprising:
causing the generation of a notification message to be presented on the communications device indicating that the selected user contact number cannot be changed if a user attempts to replace the selected contact number 60
within a predetermined time from adding the selected contact number to the subset.

30. A system comprising:

a data store for maintaining a subset of contact numbers selected at least in part by a user of a communications device via a different communications device, wherein the subset of user contact numbers includes a portion of 65

18

contact numbers accessible by the communications device and wherein the portion is limited to a predetermined number of user contact numbers, the predetermined number of user contact numbers being associated with a communications pricing plan;

a user interface component, implemented by executing instructions on a processor, the user interface component operative to:

cause the generation of a display on the communications device for facilitating addition of a contact number to the subset of user contact numbers;

receive an input from the user via the communications device to add a contact number to the subset of user contact numbers; and

add the contact number to the subset of contact numbers if less than all of the predetermined number of user contact numbers have been identified.

31. The system as recited in claim 30, wherein the different communications device is a computer, the computer communicating with the data store over a network. 20

32. The system as recited in claim 31, wherein the communications device is a mobile telephone.

33. The system as recited in claim 30, wherein each contact in the subset of contacts is selected by the user via the different communications device. 25

34. The system as recited in claim 30, wherein the user interface component is further operative to:

cause the generation of a display on the communications device without initiating a user contact application for accessing the set of contact numbers accessible by the communications device, wherein the display includes a graphical identifier associated with each contact number of the subset of contact numbers and wherein each graphical identifier is selectable to facilitate communication via the respective contact number.

35. The system as recited in claim 34, wherein the display is caused to be presented on the communications device in one of a home page screen and an idle screen.

36. The system as recited in claim 34, wherein the display is caused to be presented on the communications device in response to initiation of at least one of a home screen state and an idle screen state.

37. The system as recited in claim 34, wherein each graphical identifier corresponds to only one user contact number.

38. The system as recited in claim 30, wherein each of the user contact numbers in the subset of contact numbers is editable only after lapse of a predetermined time.

39. The system as recited in claim 38, wherein the predetermined time is a month.

40. The system as recited in claim 38, wherein each contact name corresponding to a contact number in the subset of contact numbers is editable at anytime.

41. The system as recited in claim 30, wherein the user interface component is further operative to:

cause the generation of one or more displays on the communications device for facilitating replacement of a selected contact number in the subset of user contact numbers; and 55

receive an input from the user via the different communications device to replace the selected contact number in the subset of user contact numbers with a new contact number, wherein the new contact number is different from the selected contact number.

42. The system as recited in claim 41, wherein the user interface component is further operative to:

replace the selected contact number in the subset of contact numbers with the new contact number if a predeter-

19

mined time has elapsed since the selected contact number was added to the subset.

43. The system as recited in claim **41**, wherein the user interface component is further operative to:

cause the generation of a notification message to be presented on the different communications device indicating that the selected user contact number cannot be changed if a user attempts to replace the selected user contact number within a predetermined time from adding the selected contact number to the subset.

44. A computer-implemented method comprising:

receiving, from a first communications device, a request to add a contact number to a subset of contact numbers, wherein the subset of contact numbers includes a portion of contact numbers accessible by a second communications device and wherein the portion is limited to a predetermined number of contact numbers, the predetermined number of contact numbers being associated with a communications pricing plan; and

adding the requested contact number to the subset of contact numbers if less than all of the predetermined number of contact numbers have been identified,

wherein the method is implemented in a computer system.

45. The method as recited in claim **44**, wherein the first communications device is a computer.

46. The method as recited in claim **45**, wherein the second communications device is a mobile telephone.

47. The method as recited in claim **44**, wherein each contact number in the subset of contact numbers is selected by a user of the second communications device via the first communications device.

48. The method as recited in claim **44** further comprising: identifying a graphical identifier corresponding to each user contact number from the subset; and

causing the generation of a display on the second communications device without initiating a user contact application for accessing the set of contact numbers accessible by the second communications device, the display including an arrangement of at least a portion of the graphical identifiers.

49. The method as recited in claim **48**, wherein the display includes an arrangement of each of the graphical identifiers corresponding to a contact number from the subset.

50. The method as recited in claim **48**, wherein the graphical identifiers associated with the subset of contact numbers

20

are caused to be presented on the display in one of a home page screen and an idle screen.

51. The method as recited in claim **48**, wherein the graphical identifiers associated with the subset of contact numbers are caused to be presented on the display responsive to initiation of at least one of a home screen state and an idle screen state.

52. The method as recited in claim **48**, wherein each graphical identifier corresponds to only one user contact number.

53. The method as recited in claim **44**, wherein each of the contact numbers in the subset of contact numbers is editable only after lapse of a predetermined time.

54. The method as recited in claim **53**, wherein the predetermined time is a month.

55. The method as recited in claim **53**, wherein each contact name corresponding to a contact number in the subset of contact numbers is editable at anytime.

56. The method as recited in claim **44**, wherein after the predetermined number of contact numbers has been added to the subset, each of the contact numbers in the subset of contact numbers is editable for a fee.

57. The method as recited in claim **44** further comprising: causing the generation of one or more displays on the first communications device for facilitating replacement of a selected contact number in the subset of contact numbers; and

receiving an input from the user via the first communications device to replace the selected contact number in the subset of contact numbers with a new contact number, wherein the new contact number is different from the selected contact number.

58. The method as recited in claim **57** further comprising: replacing the selected contact number in the subset of contact numbers with the new contact number if a predetermined time has elapsed since the selected contact number was added to the subset.

59. The method as recited in claim **57** further comprising: causing the generation of a notification message to be presented on the first communications device indicating that the selected user contact number cannot be changed if a user attempts to replace the selected contact number within a predetermined time from adding the selected contact number to the subset.

* * * * *