

US008764585B2

(12) **United States Patent**
Sullivan et al.

(10) **Patent No.:** US 8,764,585 B2
(45) **Date of Patent:** *Jul. 1, 2014

(54) **DUAL CORE GOLF BALL HAVING A SHALLOW "POSITIVE HARDNESS GRADIENT" THERMOPLASTIC INNER CORE AND A STEEP "POSITIVE HARDNESS GRADIENT" THERMOSET OUTER CORE LAYER**

(52) **U.S. Cl.**
USPC 473/376

(58) **Field of Classification Search**
USPC 473/376, 373, 374
See application file for complete search history.

(75) Inventors: **Michael J. Sullivan**, Old Lyme, CT (US); **Brian Comeau**, Berkley, MA (US)

(56) **References Cited**

U.S. PATENT DOCUMENTS

(73) Assignee: **Acushnet Company**, Fairhaven, MA (US)

4,732,944 A	3/1988	Smith, Jr.
5,274,041 A	12/1993	Yamada
5,334,673 A	8/1994	Wu
5,356,941 A	10/1994	Sullivan et al.
5,484,870 A	1/1996	Wu
5,891,973 A	4/1999	Sullivan et al.
6,213,895 B1	4/2001	Sullivan et al.
6,506,851 B2	1/2003	Wu
6,632,147 B2	10/2003	Cavallaro et al.
6,835,794 B2	12/2004	Wu et al.
6,855,070 B2	2/2005	Hogge et al.
6,855,076 B2	2/2005	Matroni et al.
6,932,720 B2	8/2005	Hogge et al.
7,004,854 B2	2/2006	Hogge et al.
7,118,496 B2	10/2006	Matroni et al.
7,147,578 B2	12/2006	Nesbitt et al.

(*) Notice: Subject to any disclaimer, the term of this patent is extended or adjusted under 35 U.S.C. 154(b) by 416 days.

This patent is subject to a terminal disclaimer.

(21) Appl. No.: **13/220,925**

(22) Filed: **Aug. 30, 2011**

(65) **Prior Publication Data**

US 2011/0312441 A1 Dec. 22, 2011

Related U.S. Application Data

(63) Continuation-in-part of application No. 13/041,286, filed on Mar. 4, 2011, which is a continuation of application No. 12/891,324, filed on Sep. 27, 2010, now Pat. No. 8,007,376, which is a continuation-in-part of application No. 12/339,495, filed on Dec. 19, 2008, now Pat. No. 7,815,526, which is a continuation-in-part of application No. 12/196,522, filed on Aug. 22, 2008, now Pat. No. 7,582,025, which is a continuation of application No. 11/939,635, filed on Nov. 14, 2007, now Pat. No. 7,427,242.

(Continued)

Primary Examiner — Raeann Gorden

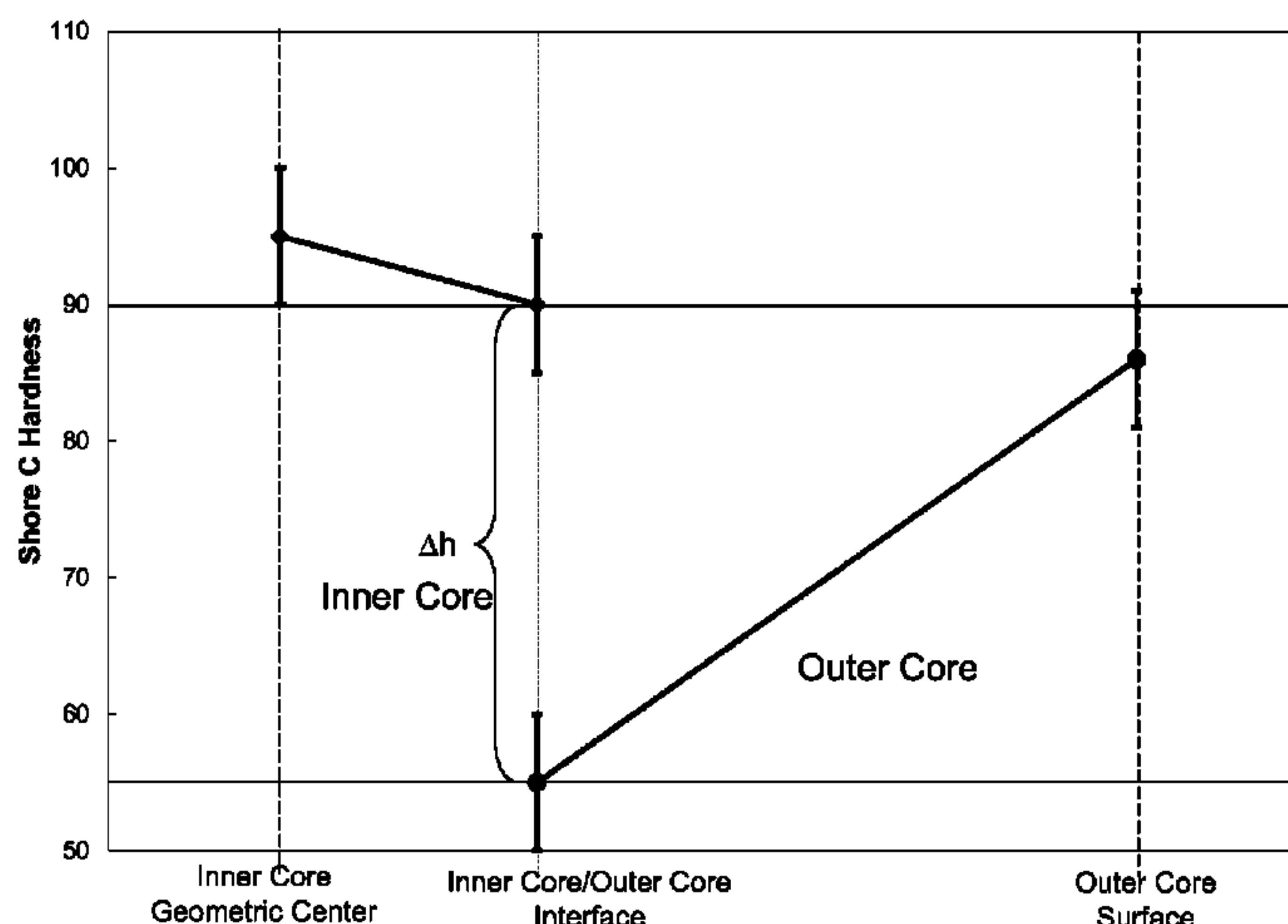
(74) Attorney, Agent, or Firm — William B. Lacy

(57) **ABSTRACT**

A golf ball including a highly-neutralized thermoplastic inner core layer having a geometric center hardness less than a surface hardness to define a first hardness gradient, an outer core layer formed from a homogenous thermoset composition and having an interior hardness substantially less than an outer surface hardness to define a second hardness gradient, an inner cover layer, and an outer cover layer. Both the first and second hardness gradients are positive and a slope of the second hardness gradient is greater than a slope of the first hardness gradient to define a shallow hardness gradient inner core and a steep hardness gradient outer core layer.

(51) **Int. Cl.**
A63B 37/06 (2006.01)

18 Claims, 4 Drawing Sheets



(56)

References Cited

U.S. PATENT DOCUMENTS

7,182,702 B2	2/2007	Hogge et al.	7,279,529 B2	10/2007	Hogge et al.
7,198,576 B2	4/2007	Sullivan et al.	7,351,165 B2	4/2008	Sullivan et al.
			7,458,905 B2	12/2008	Comeau et al.
			2005/0272867 A1	12/2005	Hogge et al.
			2006/0122011 A1	6/2006	Hogge et al.
			2009/0124415 A1	5/2009	Sullivan et al.

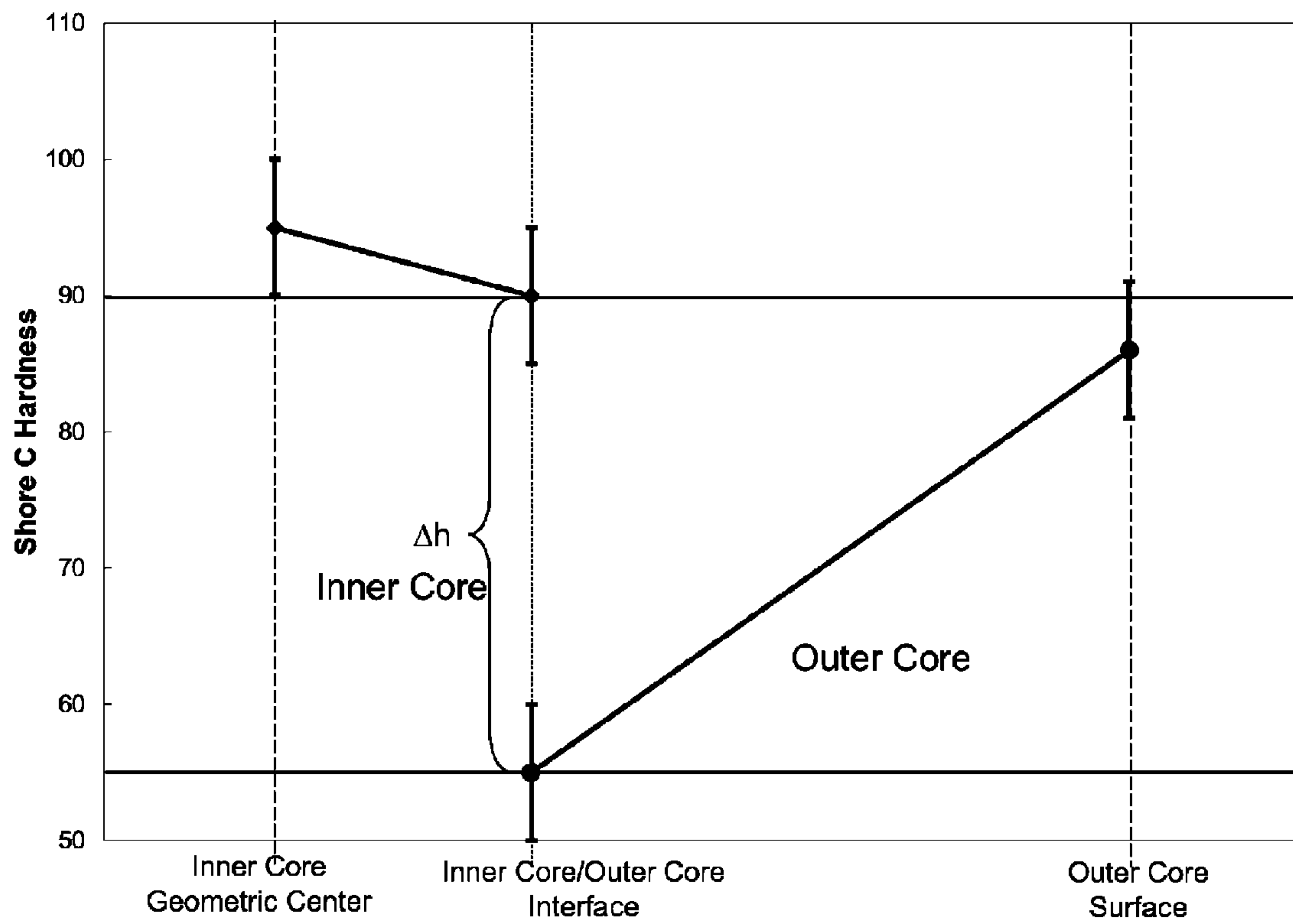


FIGURE 1

0.50" HNP Center 0.515" Rubber Outer Core Layer

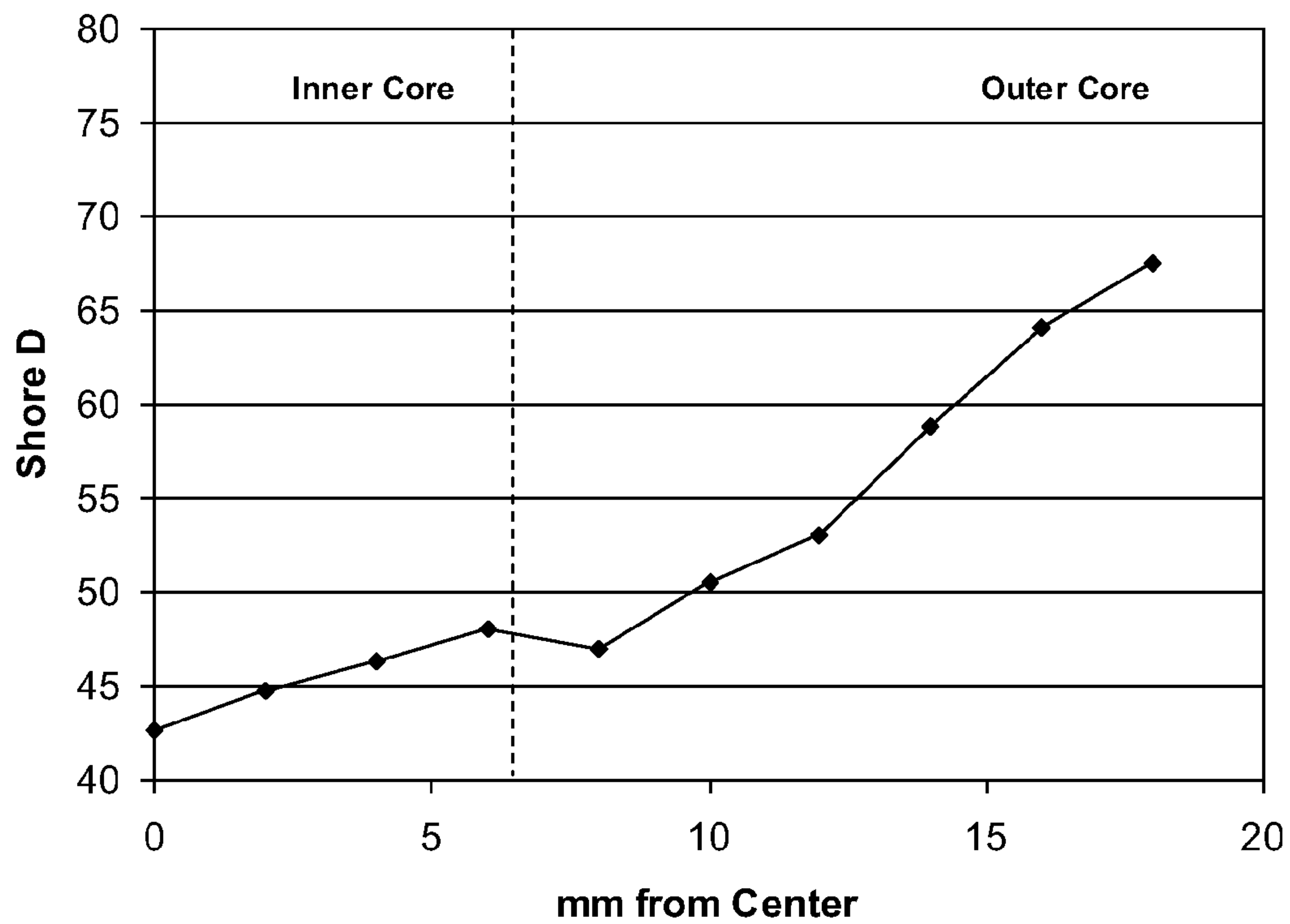
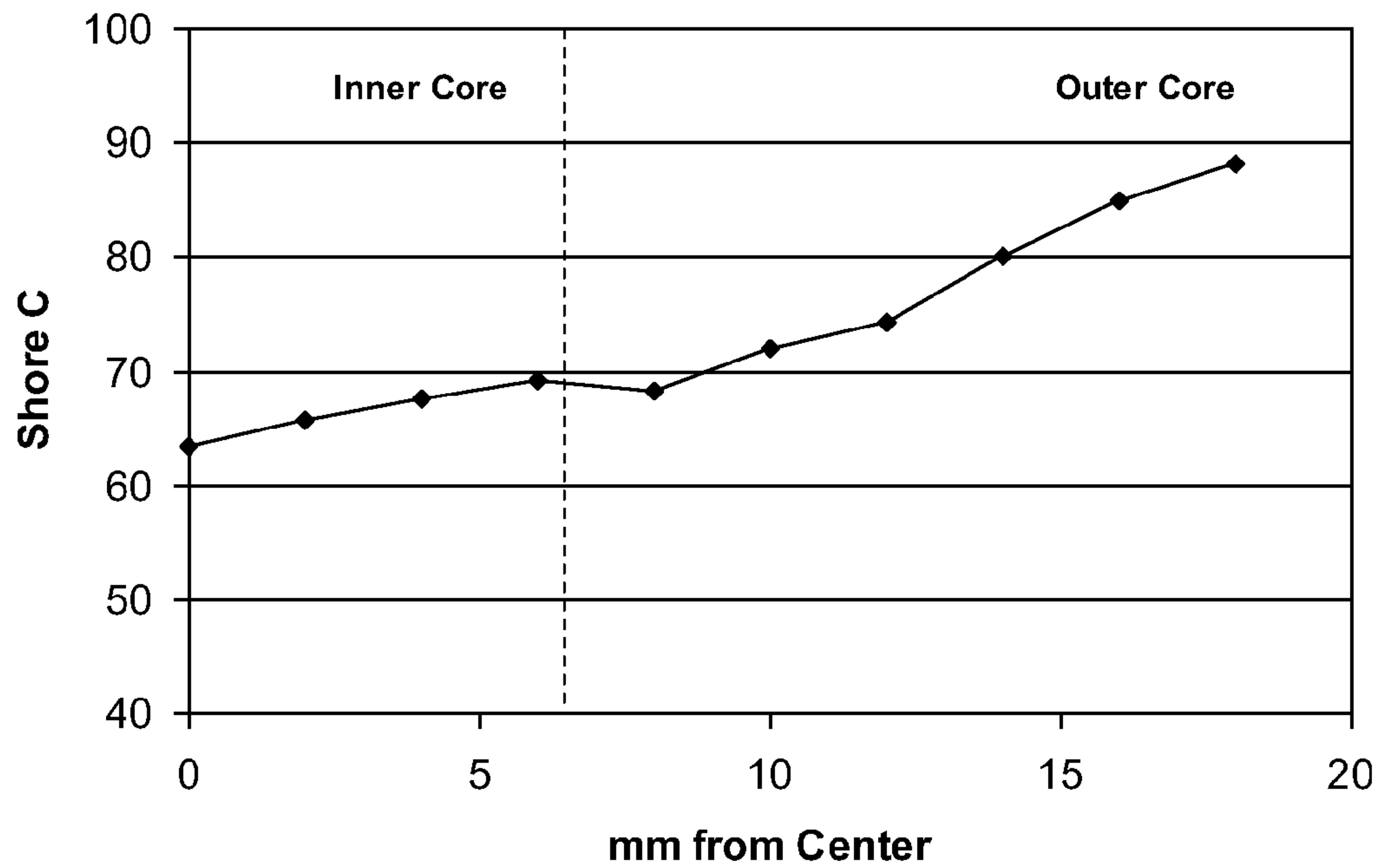


FIGURE 2

1.00" HNP Center 0.275" Rubber Outer Core Layer

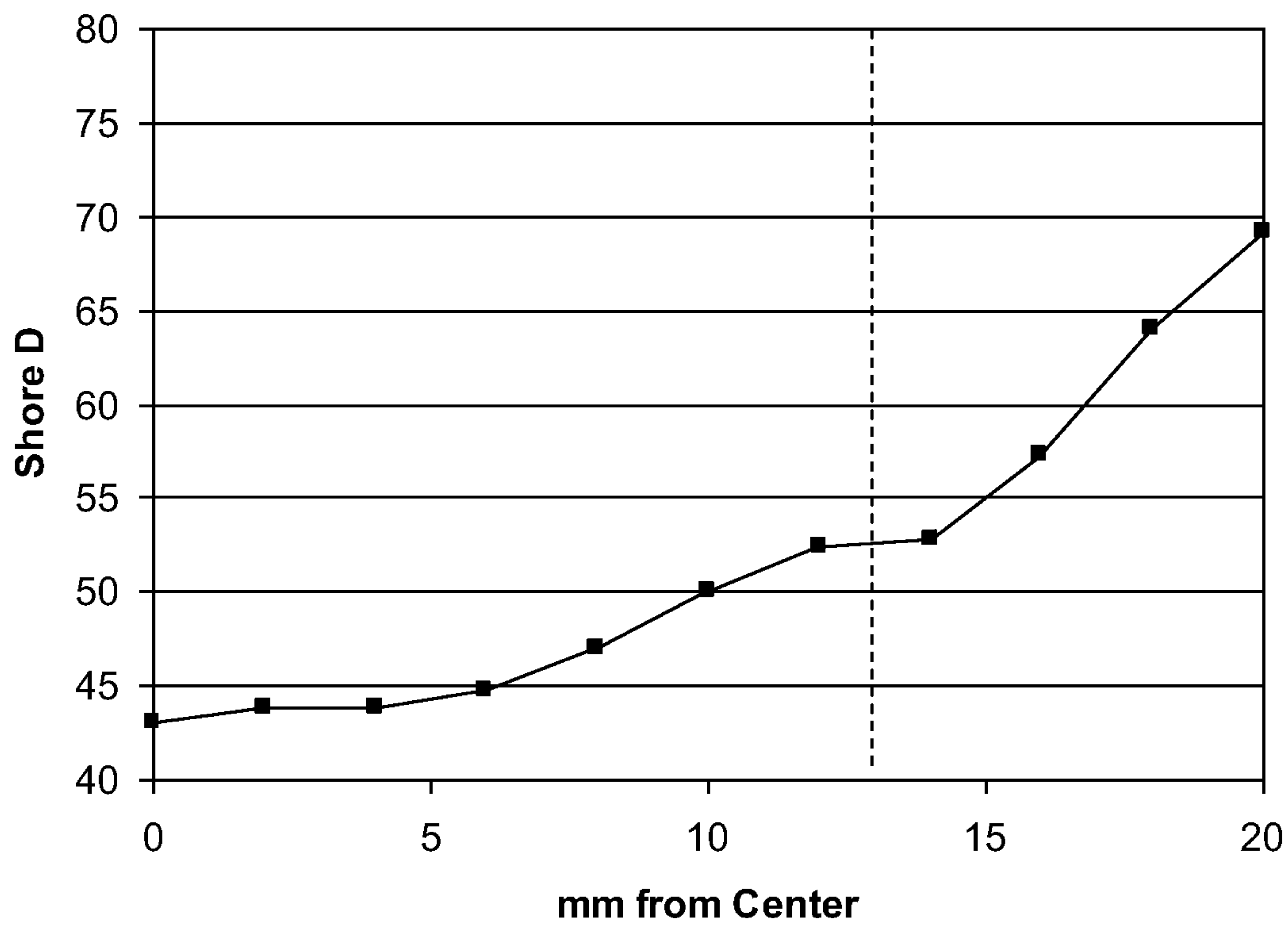
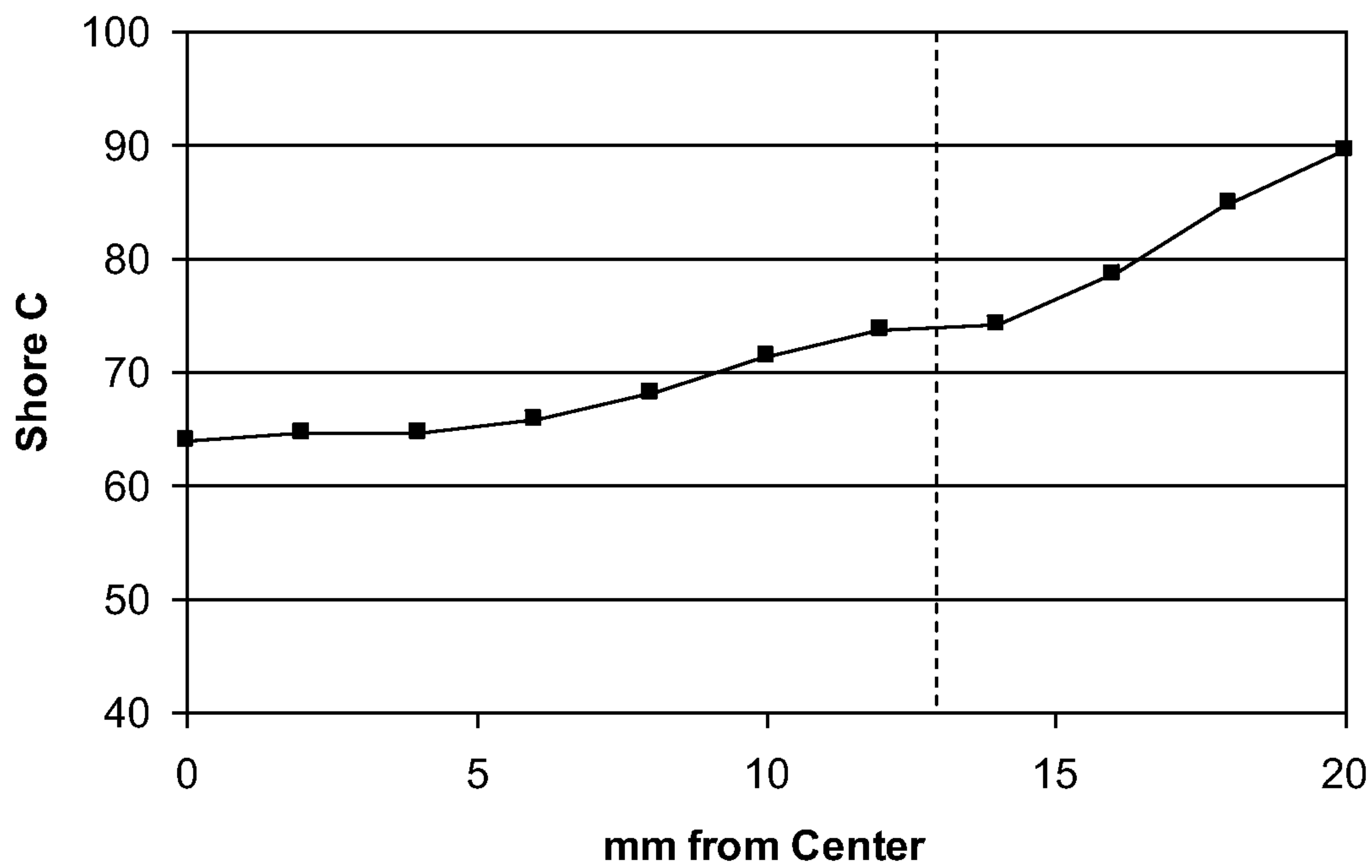


FIGURE 3

1.13" HNP Center 0.225" Rubber Outer Core Layer

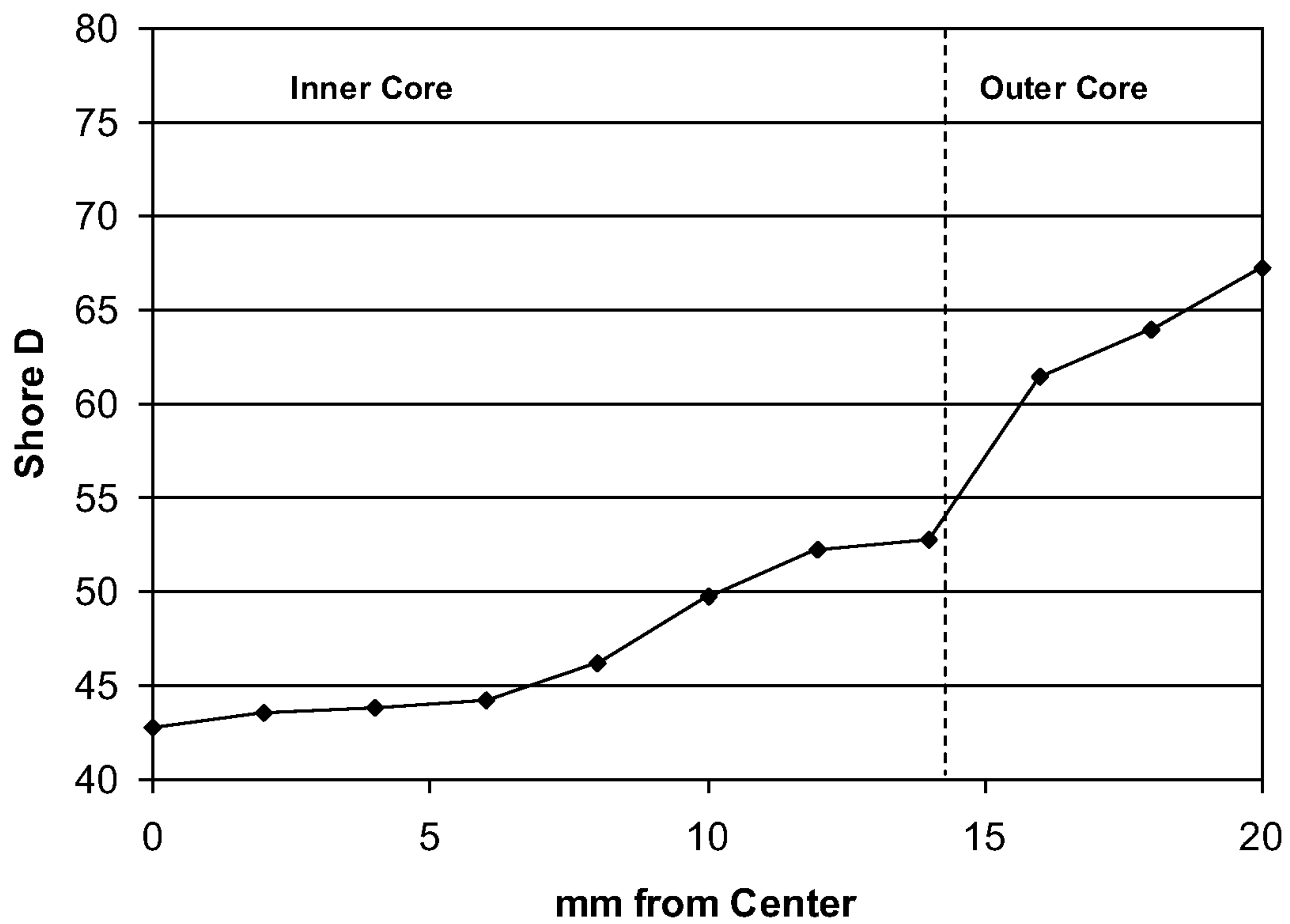
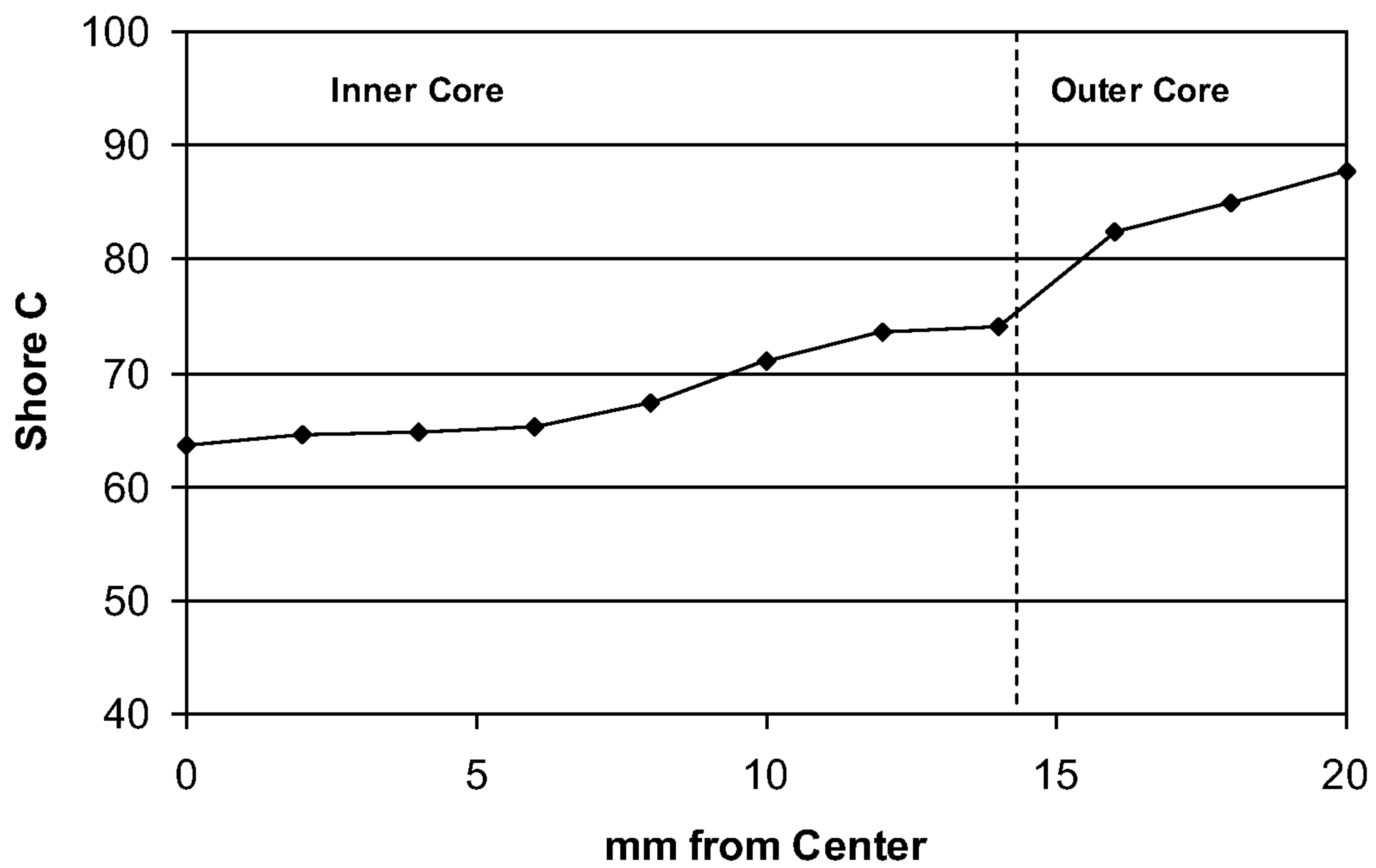


FIGURE 4

1

**DUAL CORE GOLF BALL HAVING A
SHALLOW “POSITIVE HARDNESS
GRADIENT” THERMOPLASTIC INNER
CORE AND A STEEP “POSITIVE HARDNESS
GRADIENT” THERMOSET OUTER CORE
LAYER**

CROSS-REFERENCE TO RELATED
APPLICATIONS

This application is a continuation-in-part of co-pending U.S. patent application Ser. No. 13/041,286, filed Mar. 4, 2011, which is a continuation of co-pending U.S. patent application Ser. No. 12/891,324, filed Sep. 27, 2010, which is a continuation-in-part of U.S. patent application Ser. No. 12/339,495, filed Dec. 19, 2008 and now U.S. Pat. No. 7,815,526, which is a continuation-in-part of U.S. patent application Ser. No. 12/196,522, filed Aug. 22, 2008 and now U.S. Pat. No. 7,582,025, which is a continuation of U.S. Pat. No. 7,427,242, filed Nov. 14, 2007, the disclosures of which are incorporated herein by reference thereto.

FIELD OF THE INVENTION

This invention relates generally to golf balls with cores and, more particularly cores having a thermoplastic inner core layer and a thermoset outer core layer. Both the inner and outer core layers have a “positive hardness gradient,” the gradient of the outer core layer being ‘steep’ and the gradient of the inner core being ‘shallow’.

BACKGROUND OF THE INVENTION

Solid golf balls are typically made with a solid core encased by a cover, both of which can have multiple layers, such as a dual core having a solid center (or inner core) and an outer core layer, or a multi-layer cover having inner and outer cover layers. Generally, golf ball cores and/or centers are constructed with a thermoset rubber, such as a polybutadiene-based composition.

Thermoset polymers, once formed, cannot be reprocessed because the molecular chains are covalently bonded to one another to form a three-dimensional (non-linear) crosslinked network. The physical properties of the uncrosslinked polymer (pre-cure) are dramatically different than the physical properties of the crosslinked polymer (post-cure). For the polymer chains to move, covalent bonds would need to be broken—this is only achieved via degradation of the polymer resulting in dramatic loss of physical properties.

Thermoset rubbers are heated and crosslinked in a variety of processing steps to create a golf ball core having certain desirable characteristics, such as higher or lower compression or hardness, that can impact the spin rate of the ball and/or provide better “feel.” These and other characteristics can be tailored to the needs of golfers of different abilities. Due to the nature of thermoset materials and the heating/curing cycles used to form them into cores, manufacturers can achieve varying properties across the core (i.e., from the core surface to the center of the core). For example, most conventional single core golf ball cores have a ‘hard-to-soft’ hardness gradient from the surface of the core towards the center of the core.

In a conventional, polybutadiene-based core, the physical properties of the molded core are highly dependent on the curing cycle (i.e., the time and temperature that the core is subjected to during molding). This time/temperature history, in turn, is inherently variable throughout the core, with the

2

center of the core being exposed to a different time/temperature (i.e., shorter time at a different temperature) than the surface (because of the time it takes to get heat to the center of the core) allowing a property gradient to exist at points between the center and core surface. This physical property gradient is readily measured as a hardness gradient, with a typical range of 5 to 40 Shore C, and more commonly 10 to 30 Shore C, being present in virtually all golf ball cores made from about the year 1970 on.

The patent literature contains a number of references that discuss ‘hard-to-soft’ hardness gradients across a thermoset golf ball core. Additionally, a number of patents disclose multilayer thermoset golf ball cores, where each core layer has a different hardness in an attempt to artificially create a hardness ‘gradient’ between core layer and core layer. Because of the melt properties of thermoplastic materials, however, the ability to achieve varied properties across a golf ball core has not been possible.

Unlike thermoset materials, thermoplastic polymers can be heated and re-formed, repeatedly, with little or no change in physical properties. For example, when at least the crystalline portion of a high molecular weight polymer is softened and/or melted (allowing for flow and formability), then cooled, the initial (pre-melting) and final (post-melting) molecular weights are essentially the same. The structure of thermoplastic polymers are generally linear, or slightly branched, and there is no intermolecular crosslinking or covalent bonding, thereby lending these polymers their thermolabile characteristics. Therefore, with a thermoplastic core, the physical properties pre-molding are effectively the same as the physical properties post-molding. Time/temperature variations have essentially no effect on the physical properties of a thermoplastic polymer.

As such, there is a need for a golf ball core, in particular a dual core, that has a gradient from the surface to the center (or inner portion) of each core layer. The hardness gradient may be either soft-to-hard (a “negative hardness gradient”), hard-to-soft (a “positive hardness gradient”), measuring radially inward, or, in the case of a dual core having a thermoplastic inner core layer, any combination of hardness gradients for each core layer (e.g. positive/positive, positive/negative, negative/positive, or negative/negative). A core exhibiting these various hardness gradients will allow the golf ball designer to create a thermoplastic core golf ball with unique gradient properties allowing for differences in ball characteristics such as compression, “feel,” and spin.

SUMMARY OF THE INVENTION

The present invention is directed to a golf ball including an inner core layer consisting essentially of a thermoplastic material and having a geometric center hardness greater than a surface hardness to define a negative hardness gradient; an outer core layer disposed about the inner core, the outer core being formed from a substantially homogenous thermoset composition and having an inner surface hardness substantially less than an outer surface hardness to define a positive hardness gradient; an inner cover layer disposed outer core layer; and an outer cover layer disposed about the inner cover layer, wherein the negative hardness gradient is from -1 to -5 Shore C, the positive hardness gradient is 25 Shore C to 45 Shore C, and a difference between the inner core surface hardness and the outer core inner surface hardness, Δh , is at least 25 Shore C.

In one embodiment, the thermoplastic material includes an ionomer, a highly-neutralized ionomer, a thermoplastic polyurethane, a thermoplastic polyurea, a styrene block copoly-

mer, a polyester amide, polyester ether, a polyethylene acrylic acid copolymer or terpolymer, or a polyethylene methacrylic acid copolymer or terpolymer.

Preferably, the difference between the inner core surface hardness and the outer core inner surface hardness, Δh , is 25 Shore C to 45 Shore C, more preferably 30 Shore C to 35 Shore C. The inner core center hardness should be about 90 Shore C to about 100 Shore C. The inner core surface hardness should be about 85 Shore C to about 95 Shore C. The hardness of the inner surface of the outer core layer should be about 50 Shore C to about 60 Shore C. The hardness of the outer surface of the outer core layer should be about 82 Shore C to about 92 Shore C.

Preferably, the outer core layer includes diene rubber and a metal salt of a carboxylic acid in an amount of about 25 phr to about 40 phr. In another preferred embodiment, the outer core layer comprises a gradient-promoting additive, such as benzoquinones, resorcinols, catechols, quinhydrone, and hydroquinones. In one particular embodiment, hardness of the inner surface of the outer core layer and the hardness of the outer surface of the outer core layer are both less than the hardness of the outer surface of the inner core. Optionally, the outer core layer includes a soft and fast agent.

The present invention is also directed to a golf ball including an inner core layer consisting of a thermoplastic material and having a geometric center hardness greater than a surface hardness to define a negative hardness gradient between -1 Shore C and -5 Shore C; an outer core layer disposed about the inner core, the outer core being formed from a substantially homogenous thermoset composition comprising a diene rubber and having an inner surface hardness less than an outer surface hardness to define a substantially positive hardness gradient of at least 25 Shore C; a cover layer disposed outer core layer, the cover layer comprising an inner cover layer comprising an ionomer and an outer cover layer comprising a castable polyurethane or polyurea material, wherein a difference between the inner core surface hardness and the outer core inner surface hardness, Δh , is 25 Shore C to 45 Shore C.

The present invention is further directed to a golf ball including an inner core layer consisting of a thermoplastic material and having a geometric center hardness greater than a surface hardness to define a negative hardness gradient between -1 Shore C and -5 Shore C, the center hardness being about 90 Shore C to about 100 Shore C and the surface hardness being about 85 Shore C to about 95 Shore C; an outer core layer disposed about the inner core, the outer core being formed from a substantially homogenous thermoset composition comprising a diene rubber and having an inner surface hardness less than an outer surface hardness to define a positive hardness gradient of at least 25 Shore C, the inner surface being about 50 Shore C to about 60 Shore C and the surface being about 82 Shore C to about 92 Shore C; a cover layer disposed outer core layer, the cover layer comprising an inner cover layer comprising an ionomer and an outer cover layer comprising a castable polyurethane or polyurea material, wherein a difference between the inner core surface hardness and the outer core inner surface hardness, Δh , is 25 Shore C to 40 Shore C.

The present invention is directed to a golf ball including a highly neutralized thermoplastic inner core layer comprising a highly-neutralized ionomer including a copolymer of ethylene and an α,β -unsaturated carboxylic acid, an organic acid or salt thereof, and sufficient cation source to neutralize the acid groups of the copolymer by 80% or greater. The inner core has a geometric center hardness less than its surface hardness to define a first hardness gradient. An outer core

layer is disposed over the inner core and is formed from a thermoset composition. The outer core layer has an interior hardness substantially less than the hardness at its outer surface hardness to define a second hardness gradient. An inner cover layer and an outer cover layer are disposed about the core. The first and second hardness gradients are positive and a slope of the second hardness gradient is greater than a slope of the first hardness gradient.

In a preferred embodiment, a ratio of the slope of the second hardness gradient to the slope of the first hardness gradient is greater than 1, more preferably greater than 1.5, most preferably greater than 2. The inner core layer has an outer diameter of about 0.5 inches to about 1.13 inches, preferably about 1 inch. In one embodiment, the first hardness gradient is less than 10 Shore C and the second hardness gradient is greater than 10 Shore C to define a steep positive hardness gradient outer core layer and a shallow positive hardness gradient inner core. In a preferred embodiment, the first hardness gradient is less than 5 Shore C and the second hardness gradient is greater than 15 Shore C.

The acid groups of the copolymer are neutralized by 90% or greater, preferably by about 100%. The organic acid or salt thereof typically includes barium, lithium, sodium, zinc, bismuth, chromium, cobalt, copper, potassium, strontium, titanium, tungsten, magnesium, cesium, iron, nickel, silver, aluminum, tin, or calcium salts, or salts of fatty acids. In a preferred embodiment, the fatty acid salt includes stearic acid, behenic acid, erucic acid, oleic acid, linoelic acid or dimerized derivatives thereof. Preferably, the organic acid or salt thereof includes a magnesium salt of oleic acid. In another preferred embodiment, the outer core layer includes a soft and fast agent, more preferably a halogenated thiophenol.

The present invention is further directed to a golf ball including an inner core layer consisting of a thermoplastic material and having a geometric center hardness less than a surface hardness to define a first positive hardness gradient of less than 10 Shore D points; an outer core layer disposed about the inner core, the outer core being formed from a substantially homogenous thermoset composition comprising a diene rubber and having a second positive hardness gradient of 10 Shore D points or greater; a cover layer disposed outer core layer, the cover layer comprising an inner cover layer comprising an ionomer, and an outer cover layer comprising a castable polyurethane or polyurea material. Preferably, a ratio of the second positive hardness gradient is greater than the first positive hardness gradient. In one preferred embodiment, the ratio is greater than 1.5, more preferably greater than 2.

BRIEF DESCRIPTION OF THE DRAWINGS

FIG. 1 is a graph showing preferred hardness values and relationships between the "negative" hardness gradient thermoplastic inner core layer and the steep "positive" hardness gradient thermoset outer core layer of the present invention;

FIG. 2 depicts representative hardness measurements (in Shore C and D) and hardness gradient for a dual core having an inner core with a diameter of 0.5 inches and an outer core layer with a thickness of 0.515 inches;

FIG. 3 depicts representative hardness measurements (in Shore C and D) and hardness gradient for a dual core having an inner core with a diameter of 1.0 inch and an outer core layer with a thickness of 0.275 inches; and

FIG. 4 depicts representative hardness measurements (in Shore C and D) and hardness gradient for a dual core having an inner core with a diameter of 1.13 inches and an outer core layer with a thickness of 0.225 inches.

DETAILED DESCRIPTION OF THE INVENTION

The golf balls of the present invention may include a single-layer (one-piece) golf ball, and multi-layer golf balls, such as one having a core and a cover surrounding the core, but are preferably formed from a core comprised of a solid center (otherwise known as an inner core layer) and an outer core layer, and a cover layer. Of course, any of the core and/or the cover layers may include more than one layer. In a preferred embodiment, the core is formed of a thermoplastic inner core layer and a thermosetting rubber outer core layer where the inner core has a "positive hardness gradient" as measured radially inward from the outer surface and the outer core layer also has a "hard-to-soft" hardness gradient (a "positive hardness gradient") as measured radially inward from the outer core outer surface.

The inventive cores may have a hardness gradient defined by hardness measurements made at the surface of the inner core (or outer core layer) and at points radially inward towards the center of the inner core, typically at 2-mm increments. As used herein, the terms "negative hardness gradient" and "positive hardness gradient" refer to the result of subtracting the hardness value at the innermost portion of the component being measured (e.g., the center of a solid core or an inner core in a dual core construction; the inner surface of a core layer; etc.) from the hardness value at the outer surface of the component being measured (e.g., the outer surface of a solid core; the outer surface of an inner core in a dual core; the outer surface of an outer core layer in a dual core, etc.). For example, if the outer surface of a solid core has a lower hardness value than the center (i.e., the surface is softer than the center), the hardness gradient will be deemed a "negative" gradient (a smaller number—a larger number—a negative number).

In a preferred embodiment, the golf balls of the present invention include an inner core layer formed from a thermoplastic (TP) material to define a "positive hardness gradient" and an outer core layer formed from a thermoset (TS) material to define a steep "positive hardness gradient." The TP hardness gradient may be created by exposing the inner core layers to 1) a high-energy radiation treatment, such as electron beam or gamma radiation, such as disclosed in U.S. Pat. No. 5,891,973, which is incorporated by reference thereto, 2) lower energy radiation, such as UV or IR radiation; 3) a solution treatment, such as an isocyanate or a silane; 4) incorporation of additional free radical initiator groups in the TP prior to molding; and/or 5) chemical modification, such as esterification or saponification, to name a few.

The magnitude of the "positive hardness gradient" of the inner core layer is preferably "shallow" relative to the "steep" "positive hardness gradient" of the outer core layer, the terms "shallow" and "steep" being defined by the slopes of their comparative plots of hardness as a function of position away from the center of the core when the hardness is measured across the cross-section of a core. For example, magnitude of hardness change across either core layer may be similar or different, but in the case of similar hardness gradients, the gradient for the inner core may still be deemed "shallow" because the gradient is measured across a longer dimension than that of the outer core layer (i.e., a gradient of 10 Shore C across a 15-mm-radius inner core has a much more gradual slope than a 10 Shore C gradient across a 5-mm-thick outer core layer). In a more preferred embodiment, the hardness gradient of the outer core layer is greater than or equal to the hardness gradient of the inner core layer, most preferably the hardness gradient of the outer core layer is greater than the hardness gradient of the inner core layer.

Preferably, the core or core layers (inner core or outer core layer), most preferably the inner core layer, are formed from a composition including at least one thermoplastic material. Preferably, the thermoplastic material comprises highly neutralized polymers; ethylene/acid copolymers and ionomers; ethylene/(meth)acrylate ester/acid copolymers and ionomers; ethylene/vinyl acetates; polyetheresters; polyetheramides; thermoplastic polyurethanes; metallocene catalyzed polyolefins; polyalkyl(meth)acrylates; polycarbonates; polyamides; polyamide-imides; polyacetals; polyethylenes (i.e., LDPE, HDPE, UHMWPE); high impact polystyrenes; acrylonitrile-butadiene-styrene copolymers; polyesters; polypropylenes; polyvinyl chlorides; polyetheretherketones; polyetherimides; polyethersulfones; polyimides; polymethylpentenes; polystyrenes; polysulfones; or mixtures thereof. In a more preferred embodiment, the thermoplastic material is a highly-neutralized polymer, preferably a fully-neutralized ionomer. Other suitable thermoplastic materials are disclosed in U.S. Pat. Nos. 6,213,895 and 7,147,578, which are incorporated herein by reference thereto.

In a preferred embodiment, the inner core layer is formed from an HNP material or a blend of HNP materials. The acid moieties of the HNP's, typically ethylene-based ionomers, are preferably neutralized greater than about 70%, more preferably greater than about 90%, and most preferably at least about 100%. The HNP's can be also be blended with a second polymer component, which, if containing an acid group, may be neutralized in a conventional manner, by the organic fatty acids of the present invention, or both. The second polymer component, which may be partially- or fully-neutralized, preferably comprises ionomeric copolymers and terpolymers, ionomer precursors, thermoplastics, polyamides, polycarbonates, polyesters, polyurethanes, polyureas, thermoplastic elastomers, polybutadiene rubber, balata, metallocene-catalyzed polymers (grafted and non-grafted), single-site polymers, high-crystalline acid polymers, cationic ionomers, and the like. HNP polymers typically have a material hardness of between about 20 and about 80 Shore D, and a flexural modulus of between about 3,000 psi and about 200,000 psi.

In one embodiment of the present invention the HNP's are ionomers and/or their acid precursors that are preferably neutralized, either fully- or partially-, with organic acid copolymers or the salts thereof. The acid copolymers are preferably α -olefin, such as ethylene, C_{3-8} α,β -ethylenically unsaturated carboxylic acid, such as acrylic and methacrylic acid, copolymers. They may optionally contain a softening monomer, such as alkyl acrylate and alkyl methacrylate, wherein the alkyl groups have from 1 to 8 carbon atoms.

The acid copolymers can be described as E/X/Y copolymers where E is ethylene, X is an α,β -ethylenically unsaturated carboxylic acid, and Y is a softening comonomer. In a preferred embodiment, X is acrylic or methacrylic acid and Y is a C_{1-8} alkyl acrylate or methacrylate ester. X is preferably present in an amount from about 1 to about 35 weight percent of the polymer, more preferably from about 5 to about 30 weight percent of the polymer, and most preferably from about 10 to about 20 weight percent of the polymer. Y is preferably present in an amount from about 0 to about 50 weight percent of the polymer, more preferably from about 5 to about 25 weight percent of the polymer, and most preferably from about 10 to about 20 weight percent of the polymer.

Specific acid-containing ethylene copolymers include, but are not limited to, ethylene/acrylic acid/n-butyl acrylate, ethylene/methacrylic acid/n-butyl acrylate, ethylene/methacrylic acid/iso-butyl acrylate, ethylene/acrylic acid/iso-butyl acrylate, ethylene/methacrylic acid/n-butyl methacrylate,

ethylene/acrylic acid/methyl methacrylate, ethylene/acrylic acid/methyl acrylate, ethylene/methacrylic acid/methyl acrylate, ethylene/methacrylic acid/methyl methacrylate, and ethylene/acrylic acid/n-butyl methacrylate. Preferred acid-containing ethylene copolymers include, ethylene/methacrylic acid/n-butyl acrylate, ethylene/acrylic acid/n-butyl acrylate, ethylene/methacrylic acid/methyl acrylate, ethylene/acrylic acid/ethyl acrylate, ethylene/methacrylic acid/ethyl acrylate, and ethylene/acrylic acid/methyl acrylate copolymers. The most preferred acid-containing ethylene copolymers are, ethylene/(meth) acrylic acid/n-butyl, acrylate, ethylene/(meth) acrylic acid/ethyl acrylate, and ethylene/(meth) acrylic acid/methyl acrylate copolymers.

Ionomers are typically neutralized with a metal cation, such as Li, Na, Mg, K, Ca, or Zn. It has been found that by adding sufficient organic acid or salt of organic acid, along with a suitable base, to the acid copolymer or ionomer, however, the ionomer can be neutralized, without losing processability, to a level much greater than for a metal cation, hence the term HNP. Preferably, the acid moieties are neutralized greater than about 80%, preferably from 90-100%, most preferably 100% without losing processability. This is accomplished by melt-blending an ethylene α,β -ethylenically unsaturated carboxylic acid copolymer, for example, with an organic acid or a salt of organic acid, and adding a sufficient amount of a cation source to increase the level of neutralization of all the acid moieties (including those in the acid copolymer and in the organic acid) to greater than 90%, (preferably greater than 100%).

The organic acids of the present invention are aliphatic, mono- or multi-functional (saturated, unsaturated, or multi-unsaturated) organic acids. Salts of these organic acids may also be employed. The salts of organic acids of the present invention include the salts of barium, lithium, sodium, zinc, bismuth, chromium, cobalt, copper, potassium, strontium, titanium, tungsten, magnesium, cesium, iron, nickel, silver, aluminum, tin, or calcium, salts of fatty acids, particularly stearic, behenic, erucic, oleic, linoelic or dimerized derivatives thereof. It is preferred that the organic acids and salts of the present invention be relatively non-migratory (they do not bloom to the surface of the polymer under ambient temperatures) and non-volatile (they do not volatilize at temperatures required for melt-blending).

The ionomers of the invention may also include more conventional ionomers, i.e., partially-neutralized with metal cations. The acid moiety in the acid copolymer is neutralized about 1 to about 90%, preferably at least about 20 to about 75%, and more preferably at least about 40 to about 70%, to form an ionomer, by a cation such as lithium, sodium, potassium, magnesium, calcium, barium, lead, tin, zinc, aluminum, or a mixture thereof.

The cores (and, preferably the inner core layer) may also be formed from (or contain as part of a blend) thermoplastic non-ionomer resins. These polymers typically have a hardness in the range of 20 Shore D to 70 Shore D. Examples of thermoplastic non-ionomers include, but are not limited to, ethylene-ethyl acrylate, ethylene-methyl acrylate, ethylene-vinyl acetate, low density polyethylene, linear low density polyethylene, metallocene catalyzed polyolefins, polyamides including nylon copolymers and nylon-ionomer graft copolymers, non-ionomeric acid copolymers, and a variety of thermoplastic elastomers, including styrene-butadiene-styrene block copolymers, thermoplastic block polyamides, polyurethanes, polyureas, thermoplastic block polyesters, functionalized (e.g., maleic anhydride modified) EPR and EPDM, and syndiotactic butadiene resin.

In order to obtain the desired Shore D hardness, it may be necessary to add one or more crosslinking monomers and/or reinforcing agents to the polymer composition. Nonlimiting examples of crosslinking monomers are zinc diacrylate, zinc dimethacrylate, ethylene dimethacrylate, trimethylol propane triacrylate. If crosslinking monomers are used, they typically are added in an amount of 3 to 40 parts (by weight based upon 100 parts by weight of polymer), and more preferably 5 to 30 parts.

Other layers of a dual core, preferably the outer core layer, may be formed from a rubber-based composition treated to define a steep "positive" hardness gradient, and preferably the inner core layer is formed from the thermoplastic material of the invention and has a "positive hardness gradient" that is 'shallow' relative to the gradient of the outer core layer. For example, the inner core may be formed from the 'hardness gradient' thermoplastic material of the invention to form the shallow "positive hardness gradient" and the outer core layer may include the thermosetting rubber composition having a 'steep' "positive hardness gradient." The terms 'steep' and 'shallow' refer to the magnitude of the slope of the hardness gradients of the respective layers—as long as the slope of the hardness gradient of the outer core layer is greater than that of the inner core layer, it will be termed 'steep' (and the inner core layer deemed 'shallow').

A base thermoset rubber, which can be blended with other rubbers and polymers, typically includes a natural or synthetic rubber. A preferred base rubber is 1,4-polybutadiene having a cis structure of at least 40%, preferably greater than 80%, and more preferably greater than 90%. Other suitable thermoset rubbers and preferred properties, such as Mooney viscosity, are disclosed in U.S. Pat. No. 7,351,165, filed Mar. 13, 2007, and U.S. Pat. No. 7,458,905, filed Mar. 23, 2007, both of which are incorporated herein by reference.

Other thermoplastic elastomers may be used to modify the properties of the thermoplastic materials of the invention by blending with the base thermoplastic material. These TPEs include natural or synthetic balata, or high trans-polyisoprene, high trans-polybutadiene, or any styrenic block copolymer, such as styrene ethylene butadiene styrene, styrene-isoprene-styrene, etc., a metallocene or other single-site catalyzed polyolefin such as ethylene-octene, or ethylene-butene, or thermoplastic polyurethanes (TPU), including copolymers, e.g. with silicone. Other suitable TPEs include PEBAX®, which is believed to comprise polyether amide copolymers, HYTREL®, which is believed to comprise polyether ester copolymers, thermoplastic urethane, and KRATON®, which is believed to comprise styrenic block copolymers elastomers. Any of the TPEs or TPUs above may also contain functionality suitable for grafting, including maleic acid or maleic anhydride.

Additional polymers may also optionally be incorporated into the inventive cores (and layers thereof). Examples include, but are not limited to, thermoset elastomers such as core regrind, thermoplastic vulcanizate, copolymeric ionomer, terpolymeric ionomer, polycarbonate, polyamide, copolymeric polyamide, polyesters, polyvinyl alcohols, acrylonitrile-butadiene-styrene copolymers, polyarylate, polyacrylate, polyphenylene ether, impact-modified polyphenylene ether, high impact polystyrene, diallyl phthalate polymer, styrene-acrylonitrile polymer (SAN) (including olefin-modified SAN and acrylonitrile-styrene-acrylonitrile polymer), styrene-maleic anhydride copolymer, styrenic copolymer, functionalized styrenic copolymer, functionalized styrenic terpolymer, styrenic terpolymer, cellulose polymer, liquid crystal polymer, ethylene-vinyl acetate copoly-

mers, polyurea, and polysiloxane or any metallocene-catalyzed polymers of these species.

Suitable polyamides for use as an additional polymeric material in compositions within the scope of the present invention also include resins obtained by: (1) polycondensation of (a) a dicarboxylic acid, such as oxalic acid, adipic acid, sebacic acid, terephthalic acid, isophthalic acid, or 1,4-cyclohexanedicarboxylic acid, with (b) a diamine, such as ethylenediamine, tetramethylenediamine, pentamethylenediamine, hexamethylenediamine, or decamethylenediamine, 1,4-cyclohexanediamine, or m-xylylenediamine; (2) a ring-opening polymerization of cyclic lactam, such as ϵ -caprolactam or Ω -lauro lactam; (3) polycondensation of an aminocarboxylic acid, such as 6-aminocaproic acid, 9-aminononanoic acid, 11-aminoundecanoic acid, or 12-aminododecanoic acid; or (4) copolymerization of a cyclic lactam with a dicarboxylic acid and a diamine. Specific examples of suitable polyamides include NYLON 6, NYLON 66, NYLON 610, NYLON 11, NYLON 12, copolymerized NYLON, NYLON MXD6 (m-xylylene diamine/adipic acid), and NYLON 46.

Modifications in thermoplastic polymeric structure to create the 'shallow' "positive hardness gradient" can be induced by a number of methods, including exposing the TP material to high-energy radiation or through a chemical process using peroxide. Radiative sources include, but are not limited to, gamma rays, electrons, neutrons, protons, x-rays, helium nuclei, or the like. Gamma radiation, typically using radioactive cobalt atoms, is a preferred method for the inventive TP gradient cores because this type of radiation allows for considerable depth of treatment, if necessary. For cores requiring lower depth of penetration, such as when a small gradient is desired or one focused near the core surface, electron-beam accelerators or UV and IR light sources can be used. Useful UV and IR irradiation methods are disclosed in U.S. Pat. Nos. 6,855,070 and 7,198,576, which are incorporated herein by reference thereto. The cores of the invention are typically irradiated at dosages greater than 0.05 Mrd, preferably ranging from 1 Mrd to 20 Mrd, more preferably from 2 Mrd to 15 Mrd, and most preferably from 4 Mrd to 10 Mrd. In one preferred embodiment, the cores are irradiated at a dosage from 5 Mrd to 8 Mrd and in another preferred embodiment, the cores are irradiated with a dosage from 0.05 Mrd to 3 Mrd, more preferably 0.05 Mrd to 1.5 Mrd.

While a number of methods known in the art are suitable for irradiating the TP (or TS) materials/cores, typically the cores are placed on and slowly move along a channel. Radiation from a radiation source, such as gamma rays, is allowed to contact the surface of the cores. The source is positioned to provide a generally uniform dose of radiation to the cores as they roll along the channel. The speed of the cores as they pass through the radiation source is easily controlled to ensure the cores receive sufficient dosage to create the desired hardness gradient. The cores are irradiated with a dosage of 1 or more Mrd, more preferably 2 Mrd to 15 Mrd. The intensity of the dosage is typically in the range of 1 MeV to 20 MeV.

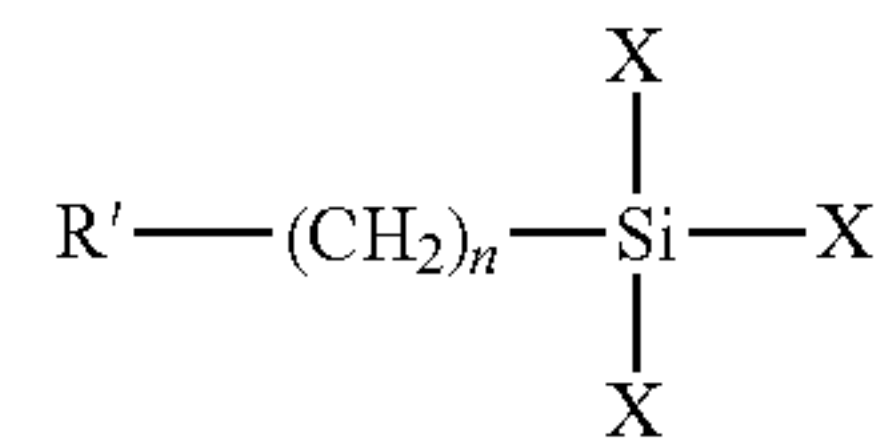
For thermoplastic resins having a reactive group (e.g., ionomer, thermoplastic urethane, etc.), treating the thermoplastic core in a chemical solution of an isocyanate or amine affects crosslinking and provide a harder surface and subsequent hardness gradient. Incorporation of peroxide or other free-radical initiator in the thermoplastic polymer, prior to molding or forming, also allows for heat curing on the molded core/core layer to create the desired gradient. By proper selection of time/temperature, an annealing process can be used to create a gradient. Suitable annealing and/or peroxide (free radical) methods are such as disclosed in U.S. Pat. Nos. 5,274,041 and 5,356,941, respectively, which are

incorporated by reference thereto. Additionally, silane or amino-silane crosslinking may also be employed as disclosed in U.S. Pat. No. 7,279,529, incorporated herein by reference.

The inventive cores (or core layers) may be chemically treated in a solution, such as a solution containing one or more isocyanates, to form the desired "positive hardness gradient." The cores are typically exposed to the solution containing the isocyanate by immersing them in a bath at a particular temperature for a given time. Exposure time should be greater than 1 minute, preferably from 1 minute to 120 minutes, more preferably 5 minutes to 90 minutes, and most preferably 10 minutes to 60 minutes. In one preferred embodiment, the cores are immersed in the treating solution from 15 minutes to 45 minutes, more preferably from 20 minutes to 40 minutes, and most preferably from 25 minutes to 30 minutes.

Preferred isocyanates include aliphatic or aromatic isocyanates, such as HDI, IPDI, MDI, TDI, or diisocyanate or blends thereof known in the art. The isocyanate or diisocyanate used may have a solids content in the range of 1 wt % to 100 wt % solids, preferably 5 wt % to 50 wt % solids, most preferably 10 wt % to 30 wt % solids. In a most preferred embodiment, the cores of the invention are immersed in a solution of MDI (such as Mondur ML™, commercially available from Bayer) at 15 wt % to 30 wt % solids in ketone for 20 minutes to 30 minutes. Suitable solvents (i.e., those that will allow penetration of the isocyanate into the TP material) may be used. Preferred solvents include ketone and acetate. After immersion, the balls are typically air-dried and/or heated. Suitable isocyanates and treatment methods are disclosed in U.S. Pat. No. 7,118,496, which is incorporated herein by reference thereto.

Preferred silanes include, but are not limited to, compounds having the formula:



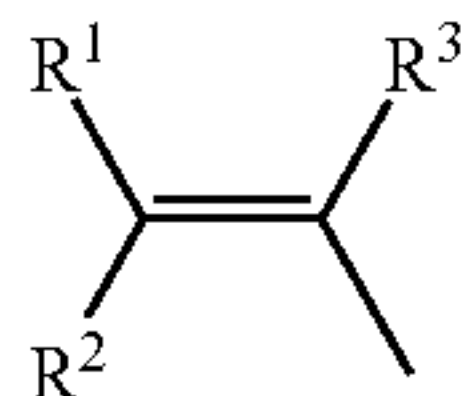
wherein R' is a non-hydrolysable organofunctional group, X is a hydrolysable group, and n is 0-24. The non-hydrolysable organofunctional group typically can link (either by forming a covalent or by another binding mechanism, such as hydrogen bond) to a polymer, such as a polyolefin, thereby attaching the silane to the polymer. R' is preferably a vinyl group. X is preferably alkoxy, acyloxy, halogen, amino, hydrogen, ketoximate group, amido group, aminoxy, mercapto, alkenyloxy group, and the like. Preferably, X is an alkoxy, RO—, wherein R is selected from the group consisting of a linear or branched C₁-C₈ alkyl group, a C₆-C₁₂ aromatic group, and R³C(O)—, wherein R³ is a linear or branched C₁-C₈ alkyl group. Typically, the silane can be linked to the polymer in one of two ways: by reaction of the silane to the finished polymer or copolymerizing the silane with the polymer precursors.

A preferred silane may also have the formula R'—(CH₂)_nSiX_kQ_m or [R'—(CH₂)_n]₂Si(X)_pQ_q, wherein R' is an unsaturated vinyl group; Q is selected from the group consisting of an isocyanate functionality, i.e., a monomer, a biuret, or an isocyanurate; a glycidyl, a halo group and —NR¹R², wherein R¹ and R² are each independently selected from the group consisting of H, a linear or branched C₁-C₈ alkyl group, a linear or branched C₁-C₈ alkenyl group and a linear or branched C₁-C₈ alkynyl group; X is a hydrolysable group; and n is 0-24, k is 1-3, m is 3-n, p is 1-2 and q is 2-p.

11

X is preferably alkoxy, acyloxy, halogen, amino, hydrogen, ketoximate group, amido group, aminoxy, mercapto, alkenyloxy group, and the like. Preferably, the halo group is fluoro, chloro, bromo or iodo and is preferably chloro.

The unsaturated group A is represented by the formula:



wherein R^1 , R^2 , and R^3 are each independently selected from the group consisting of a substituted or unsubstituted linear or branched C_1 - C_8 alkyl group, a substituted or unsubstituted C_6 - C_{12} aromatic group and a halo group. Preferred halo groups include F, Cl or Br. The C_1 - C_8 alkyl groups and the C_6 - C_{12} aromatic groups may be substituted with one or more C_1 - C_6 alkyl groups, halo groups, such as F, Cl and Br, amines, CN, C_1 - C_6 alkoxy groups, trihalomethane, such as CF_3 or CCl_3 , or mixtures thereof. Preferably, R^1 , R^2 , and R^3 are each independently selected from the group consisting of hydrogen, methyl, ethyl, n-propyl, isopropyl, n-butyl, isobutyl and tert-butyl. More preferably, R^1 , R^2 , and R^3 are each independently hydrogen or methyl.

Thus in a preferred embodiment, the silane is a vinyltri-alkoxysilane, such as vinyltrimethoxysilane, vinyldimethoxysilane, vinyltrimethoxysilane, vinylmethoxysilane, vinyltriethoxysilane, vinylphenylchlorosilane, vinyltrichlorosilane, vinylsilane, (vinyl)(methyl)diethoxysilane, vinyltriacetoxysilane, vinyltris(2-methoxyethoxy)silane, vinyl triphenylsilane, and (vinyl)(dimethyl)chlorosilane.

The silanes of the present invention are present from about 0.1 weight percent to about 100 weight percent of the polyolefin. Typically, the silanes are present from about 0.5 weight percent to about 50 weight percent of the polyolefin, preferably from about 1 weight percent to about 20 weight percent of the polyolefin, more preferably from about 2 weight percent to about 10 weight percent of polyolefin and even more preferably from about 3 weight percent to about 5 weight percent. As used herein, all upper and lower limits of the ranges disclosed herein can be interchanged to form new ranges. Thus, the present invention also encompasses silane amounts of from about 0.1 weight percent to about 5 weight percent of polyolefin, from about 1 weight percent to about 10 weight percent of polyolefin, and even from 20 weight percent to about 50 weight percent.

Commercially available silanes for moisture crosslinking may be used to form golf ball components and golf balls. A nonlimiting example of a suitable silane is SILCAT® RHS Silane, a multi-component crosslinking system for use in moisture crosslinking of stabilized polyethylene or ethylene copolymers (available at Crompton Corporation, Middlebury, Conn.). IN addition, functionalized resin systems also may be used, such as SYNCURE®, which is a silane-grafted, moisture-crosslinkable polyethylene system available from PolyOne Corporation of Cleveland, Ohio, POLIDAN®, which is a silane-crosslinkable HDPE available from Solvay of Padanaplast, Italy, and VISICO™/AMBICAT™, which is a polyethylene system that utilizes a non-tin catalyst in crosslinking available from Borealis of Denmark.

Other suitable silanes include, but are not limited to, silane esters, such as octyltriethoxysilane, methyltriethoxysilane, methyltrimethoxysilane, and proprietary nonionic silane dispersing agent; vinyl silanes, such as proprietary, vinyltri-

12

ethoxysilane, vinyltrimethoxysilane, vinyl-tris-(2-methoxyethoxy)silane, vinylmethyldimethoxysilane; methacryloxy silanes, such as γ -methacryloxypropyltrimethoxysilane; epoxy silanes, such as β -(3,4-epoxycyclohexyl)ethyltrimethoxysilane, γ -glycidoxypentyltrimethoxysilane; sulfur silanes, such as gamma-mercaptopropyltrimethoxysilane proprietary polysulfidesilane, bis-(3-[triethoxysilyl]-propyl)-tetrasulfane; amino silanes, such as γ -aminopropyltriethoxysilane, γ -aminopropyltriethoxysilane, γ -aminopropyltriethoxysilane, aminoalkyl silicone solution, modified aminoorganosilane, gamma-aminopropyltrimethoxysilane, n- β -(aminoethyl)- γ -aminopropyltrimethoxysilane, modified aminoorganosilane (40% in methanol), modified aminosilane (50% in methanol), triaminofunctional silane, bis-(γ -trimethoxysilylpropyl)amine, n-phenyl- γ -aminopropyltrimethoxysilane, organomodified polydimethylsiloxane, polyazamide silane (50% in methanol), n- β -(aminoethyl)- γ -aminopropylmethyldimethoxysilane; ureido silanes, such as gamma-ureidopropyltrialkoxysilane (50% in methanol), γ -ureidopropyltrimethoxysilane; isocyanate silanes, such as γ -isocyanatopropyltriethoxysilane; and mixtures thereof. Preferably, the silane is an amino silane and more preferably, the amino silane is bis-(γ -trimethoxysilylpropyl)amine.

Both irradiative and chemical methods promote molecular bonding, or cross-links, within the TP polymer. Radiative methods permit cross-linking and grafting in situ on finished products and cross-linking occurs at lower temperatures with radiation than with chemical processing. Chemical methods depend on the particular polymer, the presence of modifying agents, and variables in processing, such as the level of irradiation. Significant property benefits in the TP cores can be attained and include, but are not limited to, improved thermomechanical properties; lower permeability and improved chemical resistance; reduced stress cracking; and overall improvement in physical toughness.

Additional embodiments involve the use of plasticizers to treat the molded core/layer thereby creating a softer outer portion of the core for a “negative” hardness gradient. The plasticizer may be reactive (such as higher alkyl acrylates) or non-reactive (i.e., phthalates, dioctylphthalate, or stearamides, etc). Other suitable plasticizers include, but are not limited to, oxa acids, fatty amines, fatty amides, fatty acid esters, phthalates, adipates, and sebacates. Oxa acids are preferred plasticizers, more preferably those having at least one or two acid functional groups and a variety of different chain lengths. Preferred oxa acids include 3,6-dioxaheptanoic acid, 3,6,9-trioxadecanoic acid, diglycolic acid, 3,6,9-trioxaundecanoic acid, polyglycol diacid, and 3,6-dioxaoctanedioic acid, such as those commercially available from Archimica of Wilmington, Del. Any means of chemical degradation will also result in a “negative” hardness gradient.

Chemical modifications such as esterification or saponification are also suitable for modification of the thermoplastic core/layer surface and can result in the desired ‘shallow’ “positive hardness gradient.” Fillers may also be added to the thermoplastic materials of the core to adjust the density of the material up or down.

The ‘steep’ “negative” or, preferably, “positive hardness gradient” outer core layer(s) are formed from a composition including at least one base rubber, such as a polybutadiene rubber, cured with at least one peroxide and at least one reactive co-agent, which can be a metal salt of an unsaturated carboxylic acid, such as acrylic acid or methacrylic acid, a non-metallic coagent, or mixtures thereof. For the “negative” hardness gradient embodiments, a suitable antioxidant can be included in the core layer composition. An optional ‘soft and fast agent’ (and sometimes a cis-to-trans catalyst), such as an

organosulfur or metal-containing organosulfur compound, can also be included in the core layer formulation. To form the steep "positive hardness gradient" across the outer core layers of the invention, a gradient-promoting additive (GPA) is preferably added to the outer core layer compositions. Suitable GPA's are discussed below.

Other ingredients that are known to those skilled in the art may be used, and are understood to include, but not be limited to, density-adjusting fillers, process aides, plasticizers, blowing or foaming agents, sulfur accelerators, and/or non-peroxide radical sources.

The base thermoset rubber, which can be blended with other rubbers and polymers, typically includes a natural or synthetic rubber. A preferred base rubber is 1,4-polybutadiene having a cis structure of at least 40%, preferably greater than 80%, and more preferably greater than 90%.

Examples of desirable polybutadiene rubbers include BUNA® CB1203, CB1220, CB1221, CB22 and CB23, commercially available from LANXESS Corporation; UBEPOL® 360L and UBEPOL® 150L and UBEPOL-BR rubbers, commercially available from UBE Industries, Ltd. of Tokyo, Japan; Europrene® NEOCIS® BR 40 and BR 60, commercially available from Polimeri Europa; and BR 01, BR 730, BR 735, BR 11, and BR 51, commercially available from Japan Synthetic Rubber Co., Ltd; BUNA® CB Nd40 from Lanxess; and KARBOCHEM® ND40, ND45, and ND60, commercially available from Karbochem.

The base rubber may also comprise high or medium Mooney viscosity rubber, or blends thereof. The measurement of Mooney viscosity is defined according to ASTM D-1646. The Mooney viscosity range is preferably greater than about 40, more preferably in the range from about 40 to about 80 and more preferably in the range from about 40 to about 60. Polybutadiene rubber with higher Mooney viscosity may also be used, so long as the viscosity of the polybutadiene does not reach a level where the high viscosity polybutadiene clogs or otherwise adversely interferes with the manufacturing machinery. It is contemplated that polybutadiene with viscosity less than 65 Mooney can be used with the present invention. In one embodiment of the present invention, golf ball core layers made with mid- to high-Mooney viscosity polybutadiene material exhibit increased resiliency (and, therefore, distance) without increasing the hardness of the ball.

Commercial sources of suitable mid- to high-Mooney viscosity polybutadiene include BUNA® CB23 (Nd-catalyzed), which has a Mooney viscosity of around 50 and is a highly linear polybutadiene, and BUNA® CB1220 (Co-catalyzed). If desired, the polybutadiene can also be mixed with other elastomers known in the art, such as other polybutadiene rubbers, natural rubber, styrene butadiene rubber, and/or isoprene rubber in order to further modify the properties of the core. When a mixture of elastomers is used, the amounts of other constituents in the core composition are typically based on 100 parts by weight of the total elastomer mixture.

In one preferred embodiment, the base rubber comprises a Nd-catalyzed polybutadiene, a transition metal polybutadiene rubber, or blends thereof. If desired, the polybutadiene can also be mixed with other elastomers known in the art such as natural rubber, polyisoprene rubber and/or styrene-butadiene rubber in order to modify the properties of the core. Other suitable base rubbers include thermosetting materials such as, ethylene propylene diene monomer rubber, ethylene propylene rubber, butyl rubber, halobutyl rubber, hydrogenated nitrile butadiene rubber, nitrile rubber, and silicone rubber.

Thermoplastic elastomers (TPE) may also be used to modify the properties of the core layers, or the uncured core

layer stock by blending with the base rubber. These TPEs include styrenic block copolymers, such as styrene ethylene butadiene styrene, styrene-isoprene-styrene, etc., a metallocene or other single-site catalyzed polyolefin such as ethylene-octene, or ethylene-butene, or thermoplastic polyurethanes (TPU), including copolymers, e.g. with silicone. Other suitable TPEs for blending with the thermoset rubbers of the present invention include PEBAX®, which is believed to comprise polyether amide copolymers, HYTREL®, which is believed to comprise polyether ester copolymers, thermoplastic urethane, and KRATON®, which is believed to comprise styrenic block copolymers elastomers. Any of the TPEs or TPUs above may also contain functionality suitable for grafting, including maleic acid or maleic anhydride.

Additional polymers may also optionally be incorporated into the base rubber. Examples include, but are not limited to, thermoset elastomers such as core regrind, thermoplastic vulcanizate, copolymeric ionomer, terpolymeric ionomer, polycarbonate, polyamide, copolymeric polyamide, polyesters, polyvinyl alcohols, acrylonitrile-butadiene-styrene copolymers, polyarylate, polyacrylate, polyphenylene ether, impact-modified polyphenylene ether, high impact polystyrene, diallyl phthalate polymer, styrene-acrylonitrile polymer (SAN) (including olefin-modified SAN and acrylonitrile-styrene-acrylonitrile polymer), styrene-maleic anhydride copolymer, styrenic copolymer, functionalized styrenic copolymer, functionalized styrenic terpolymer, styrenic terpolymer, cellulose polymer, liquid crystal polymer, ethylene-vinyl acetate copolymers, polyurea, and polysiloxane or any metallocene-catalyzed polymers of these species.

Suitable polyamides for use as an additional polymeric material in compositions within the scope of the present invention also include resins obtained by: (1) polycondensation of (a) a dicarboxylic acid, such as oxalic acid, adipic acid, sebacic acid, terephthalic acid, isophthalic acid, or 1,4-cyclohexanedicarboxylic acid, with (b) a diamine, such as ethylenediamine, tetramethylenediamine, pentamethylenediamine, hexamethylenediamine, or decamethylenediamine, 1,4-cyclohexanediamine, or m-xylylenediamine; (2) a ring-opening polymerization of cyclic lactam, such as ϵ -caprolactam or Ω -laurolactam; (3) polycondensation of an aminocarboxylic acid, such as 6-aminocaproic acid, 9-aminononanoic acid, 11-aminoundecanoic acid, or 12-aminododecanoic acid; or (4) copolymerization of a cyclic lactam with a dicarboxylic acid and a diamine. Specific examples of suitable polyamides include NYLON 6, NYLON 66, NYLON 610, NYLON 11, NYLON 12, copolymerized NYLON, NYLON MXD6, and NYLON 46.

Suitable peroxide initiating agents include dicumyl peroxide; 2,5-dimethyl-2,5-di(t-butylperoxy)hexane; 2,5-dimethyl-2,5-di(t-butylperoxy)hexyne; 2,5-dimethyl-2,5-di(benzoylperoxy)hexane; 2,2'-bis(t-butylperoxy)-diisopropylbenzene; 1,1-bis(t-butylperoxy)-3,3,5-trimethylcyclohexane; n-butyl 4,4-bis(t-butylperoxy)valerate; t-butyl perbenzoate; benzoyl peroxide; n-butyl 4,4'-bis(butylperoxy)valerate; di-t-butyl peroxide; or 2,5-di-(t-butylperoxy)-2,5-dimethyl hexane, lauryl peroxide, t-butyl hydroperoxide, α - α bis(t-butylperoxy)diisopropylbenzene, di(2-t-butylperoxyisopropyl)benzene, di-t-amyl peroxide, di-t-butyl peroxide. Preferably, the rubber composition includes from about 0.25 to about 5.0 parts by weight peroxide per 100 parts by weight rubber (phr), more preferably 0.5 phr to 3 phr, most preferably 0.5 phr to 1.5 phr. In a most preferred embodiment, the peroxide is present in an amount of about 0.8 phr. These ranges of peroxide are given assuming the peroxide is 100% active, without accounting for any carrier that might be present. Because many commercially available peroxides are sold

15

along with a carrier compound, the actual amount of active peroxide present must be calculated. Commercially-available peroxide initiating agents include DICUP™ family of dicumyl peroxides (including DICUP® R, DICUP® 40C and DICUP® 40KE) available from Crompton (Geo Specialty Chemicals). Similar initiating agents are available from AkroChem, Lanxess, Flexsys/Harwick and R.T. Vanderbilt. Another commercially-available and preferred initiating agent is TRIGONOX® 265-50B from Akzo Nobel, which is a mixture of 1,1-di(t-butylperoxy)-3,3,5-trimethylcyclohexane and di(2-t-butylperoxyisopropyl)benzene. TRIGONOX® peroxides are generally sold on a carrier compound.

Suitable reactive co-agents include, but are not limited to, metal salts of acrylic acid or methacrylic acid wherein the metal is zinc, magnesium, calcium, barium, tin, aluminum, lithium, sodium, potassium, iron, zirconium, and bismuth. Zinc diacrylate (ZDA) is preferred, but the present invention is not limited thereto. ZDA provides golf balls with a high initial velocity. The ZDA can be of various grades of purity. For the purposes of this invention, the lower the quantity of zinc stearate present in the ZDA the higher the ZDA purity. ZDA containing less than about 10% zinc stearate is preferable. More preferable is ZDA containing about 4-8% zinc stearate. Suitable, commercially available zinc diacrylates include those from Sartomer Co. The preferred concentrations of ZDA that can be used are about 10 phr to about 55 phr, preferably 10 phr to about 40 phr, alternatively about 15 phr to about 40 phr, more preferably 20 phr to about 35 phr, most preferably 25 phr to about 35 phr. In a particularly preferred embodiment, the reactive co-agent is present in an amount of about 21 phr to 31 phr, preferably about 29 phr to about 31 phr.

Additional preferred co-agents that may be used alone or in combination with those mentioned above include, but are not limited to, trimethylolpropane trimethacrylate, trimethylolpropane triacrylate, and the like. It is understood by those skilled in the art, that in the case where these co-agents may be liquids at room temperature, it may be advantageous to disperse these compounds on a suitable carrier to promote ease of incorporation in the rubber mixture.

Antioxidants are compounds that inhibit or prevent the oxidative breakdown of elastomers, and/or inhibit or prevent reactions that are promoted by oxygen radicals. Some exemplary antioxidants that may be used in the present invention include, but are not limited to, quinoline type antioxidants, amine type antioxidants, and phenolic type antioxidants. A preferred antioxidant is 2,2'-methylene-bis-(4-methyl-6-t-butylphenol) available as VANOX® MBPC from R.T. Vanderbilt. Other polyphenolic antioxidants include VANOX® T, VANOX® L, VANOX® SKT, VANOX® SWP, VANOX® 13 and VANOX® 1290.

Preferably, about 0.25 phr to about 1.5 phr of peroxide as calculated at 100% active can be added to the core formulation, more preferably about 0.5 phr to about 1.2 phr, and most preferably about 0.7 phr to about 1.0 phr. The ZDA amount can be varied to suit the desired compression, spin and feel of the resulting golf ball. The cure regime can have a temperature range between from about 290° F. to about 335° F., more preferably about 300° F. to about 325° F., and the stock is held at that temperature for at least about 10 minutes to about 30 minutes.

To form the steep "positive" hardness gradient across the outer core layer of the present invention, it is preferred that a gradient-promoting additive (GPA) is present. Suitable GPA's include, but are not limited to benzoquinones, resorcinols, catechols, quinhydrones, and hydroquinones. Those, and other methods and material for creating a steep "positive"

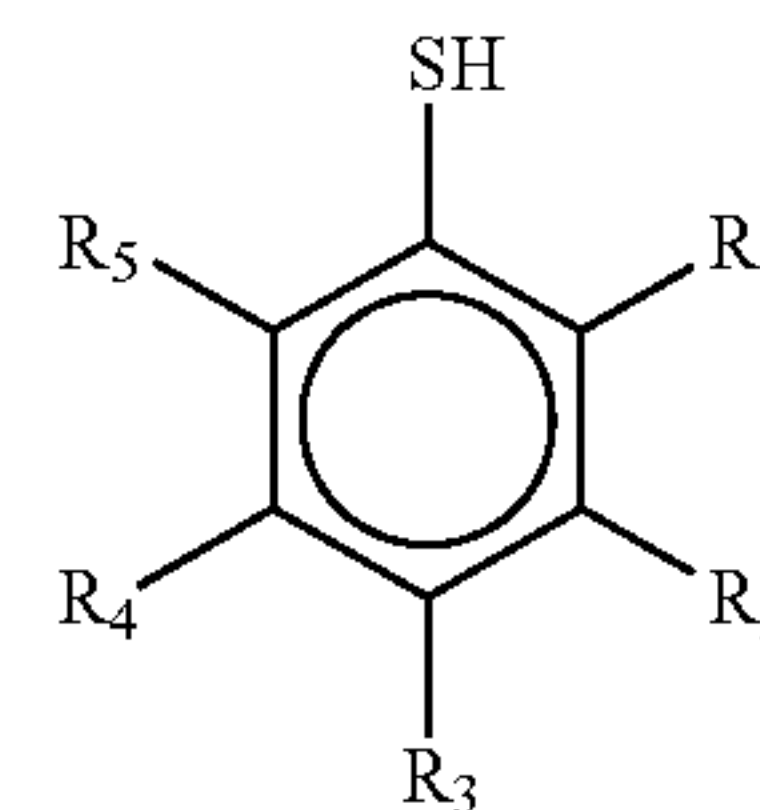
16

hardness gradient are disclosed in U.S. patent application Ser. Nos. 12/168,979; 12/168,987; 12/168,995; and 12/169,002, which are incorporated herein by reference thereto.

The thermoset rubber composition of the present invention may also include an optional soft and fast agent. As used herein, "soft and fast agent" means any compound or a blend thereof that that is capable of making a core 1) softer (lower compression) at constant COR or 2) have a higher COR at equal compression, or any combination thereof, when compared to a core equivalently prepared without a soft and fast agent. Preferably, the composition of the present invention contains from about 0.05 phr to about 10.0 phr soft and fast agent. In one embodiment, the soft and fast agent is present in an amount of about 0.05 phr to about 3.0 phr, preferably about 0.05 phr to about 2.0 phr, more preferably about 0.05 phr to about 1.0 phr. In another embodiment, the soft and fast agent is present in an amount of about 2.0 phr to about 5.0 phr, preferably about 2.35 phr to about 4.0 phr, and more preferably about 2.35 phr to about 3.0 phr. In an alternative high concentration embodiment, the soft and fast agent is present in an amount of about 5.0 phr to about 10.0 phr, more preferably about 6.0 phr to about 9.0 phr, most preferably about 7.0 phr to about 8.0 phr. In a most preferred embodiment, the soft and fast agent is present in an amount of about 2.6 phr.

Suitable soft and fast agents include, but are not limited to, organosulfur or metal-containing organosulfur compounds, an organic sulfur compound, including mono, di, and polysulfides, a thiol, or mercapto compound, an inorganic sulfide compound, a Group VIA compound, or mixtures thereof. The soft and fast agent component may also be a blend of an organosulfur compound and an inorganic sulfide compound.

Suitable soft and fast agents of the present invention include, but are not limited to those having the following general formula:



where R₁-R₅ can be C₁-C₈ alkyl groups; halogen groups; thiol groups (—SH), carboxylated groups; sulfonated groups; and hydrogen; in any order; and also pentafluorothiophenol; 2-fluorothiophenol; 3-fluorothiophenol; 4-fluorothiophenol; 2,3-fluorothiophenol; 2,4-fluorothiophenol; 3,4-fluorothiophenol; 3,5-fluorothiophenol 2,3,4-fluorothiophenol; 3,4,5-fluorothiophenol; 2,3,4,5-tetrafluorothiophenol; 2,3,5,6-tetrafluorothiophenol; 4-chlorotetrafluorothiophenol; pentachlorothiophenol; 2-chlorothiophenol; 3-chlorothiophenol; 4-chlorothiophenol; 2,3-chlorothiophenol; 2,4-chlorothiophenol; 3,4-chlorothiophenol; 3,5-chlorothiophenol; 2,3,4-chlorothiophenol; 3,4,5-chlorothiophenol; 2,3,4,5-tetrachlorothiophenol; 2,3,5,6-tetrachlorothiophenol; pentabromothiophenol; 2-bromothiophenol; 3-bromothiophenol; 4-bromothiophenol; 2,3-bromothiophenol; 2,4-bromothiophenol; 3,4-bromothiophenol; 3,5-bromothiophenol; 2,3,4-bromothiophenol; 3,4,5-bromothiophenol; 2,3,4,5-tetrabromothiophenol; 2,3,5,6-tetrabromothiophenol; pentaiodothiophenol; 2-iodothiophenol; 3-iodothiophenol; 4-iodothiophenol; 2,3-iodothiophenol; 2,4-iodothiophenol; 3,4-iodothiophenol; 3,5-iodothiophenol; 2,3,4-iodothiophenol; 3,4,5-iodothiophenol;

2,3,4,5-tetraiodothiophenol; 2,3,5,6-tetraiodothiophenol and; and their zinc salts. Preferably, the halogenated thiophenol compound is pentachlorothiophenol, which is commercially available in neat form or under the tradename STRUKTOL®, a clay-based carrier containing the sulfur compound pentachlorothiophenol loaded at 45 percent (correlating to 2.4 parts PCTP). STRUKTOL® is commercially available from Struktol Company of America of Stow, Ohio. PCTP is commercially available in neat form from eChinachem of San Francisco, Calif. and in the salt form, also from eChinachem. Most preferably, the halogenated thiophenol compound is the zinc salt of pentachlorothiophenol, which is commercially available from eChinachem.

As used herein when referring to the invention, the term “organosulfur compound(s)” refers to any compound containing carbon, hydrogen, and sulfur, where the sulfur is directly bonded to at least 1 carbon. As used herein, the term “sulfur compound” means a compound that is elemental sulfur, polymeric sulfur, or a combination thereof. It should be further understood that the term “elemental sulfur” refers to the ring structure of S₈ and that “polymeric sulfur” is a structure including at least one additional sulfur relative to elemental sulfur.

Additional suitable examples of soft and fast agents (that are also believed to be cis-to-trans catalysts) include, but are not limited to, 4,4'-diphenyl disulfide; 4,4'-ditolyl disulfide; 2,2'-benzamido diphenyl disulfide; bis(2-aminophenyl)disulfide; bis(4-aminophenyl)disulfide; bis(3-aminophenyl)disulfide; 2,2'-bis(4-aminonaphthyl)disulfide; 2,2'-bis(3-aminonaphthyl)disulfide; 2,2'-bis(4-aminonaphthyl)disulfide; 2,2'-bis(5-aminonaphthyl)disulfide; 2,2'-bis(6-aminonaphthyl)disulfide; 2,2'-bis(7-aminonaphthyl)disulfide; 2,2'-bis(8-aminonaphthyl)disulfide; 1,1'-bis(2-aminonaphthyl)disulfide; 1,1'-bis(3-aminonaphthyl)disulfide; 1,1'-bis(3-aminonaphthyl)disulfide; 1,1'-bis(4-aminonaphthyl)disulfide; 1,1'-bis(5-aminonaphthyl)disulfide; 1,1'-bis(6-aminonaphthyl)disulfide; 1,1'-bis(7-aminonaphthyl)disulfide; 1,1'-bis(8-aminonaphthyl)disulfide; 1,2'-diamino-1,2'-dithiodinaphthalene; 2,3'-diamino-1,2'-dithiodinaphthalene; bis(4-chlorophenyl)disulfide; bis(2-chlorophenyl)disulfide; bis(3-chlorophenyl)disulfide; bis(4-bromophenyl)disulfide; bis(2-bromophenyl)disulfide; bis(3-bromophenyl)disulfide; bis(4-fluorophenyl)disulfide; bis(4-iodophenyl)disulfide; bis(2,5-dichlorophenyl)disulfide; bis(3,5-dichlorophenyl)disulfide; bis(2,4-dichlorophenyl)disulfide; bis(2,6-dichlorophenyl)disulfide; bis(2,5-dibromophenyl)disulfide; bis(3,5-dibromophenyl)disulfide; bis(2-chloro-5-bromophenyl)disulfide; bis(2,4,6-trichlorophenyl)disulfide; bis(2,3,4,5,6-pentachlorophenyl)disulfide; bis(4-cyanophenyl)disulfide; bis(2-cyanophenyl)disulfide; bis(4-nitrophenyl)disulfide; bis(2-nitrophenyl)disulfide; 2,2'-dithiobenzoic acid ethylester; 2,2'-dithiobenzoic acid methylester; 2,2'-dithiobenzoic acid; 4,4'-dithiobenzoic acid ethylester; bis(4-acetylphenyl)disulfide; bis(2-acetylphenyl)disulfide; bis(4-formylphenyl)disulfide; bis(4-carbamoylphenyl)disulfide; 1,1'-dinaphthyl disulfide; 2,2'-dinaphthyl disulfide; 1,2'-dinaphthyl disulfide; 2,2'-bis(1-chlorodinaphthyl)disulfide; 2,2'-bis(1-bromonaphthyl)disulfide; 1,1'-bis(2-chloronaphthyl)disulfide; 2,2'-bis(1-cyanonaphthyl)disulfide; 2,2'-bis(1-acetylnaphthyl)disulfide; and the like; or a mixture thereof. Preferred organosulfur components include 4,4'-diphenyl disulfide, 4,4'-ditolyl disulfide, or 2,2'-benzamido diphenyl disulfide, or a mixture thereof. A more preferred organosulfur component includes 4,4'-ditolyl disulfide. In another embodiment, metal-containing organosulfur components can be used according to the invention. Suitable metal-containing organosulfur compo-

nents include, but are not limited to, cadmium, copper, lead, and tellurium analogs of diethyldithiocarbamate, diamyldithiocarbamate, and dimethyldithiocarbamate, or mixtures thereof.

Suitable substituted or unsubstituted aromatic organic components that do not include sulfur or a metal include, but are not limited to, 4,4'-diphenyl acetylene, azobenzene, or a mixture thereof. The aromatic organic group preferably ranges in size from C₆ to C₂₀, and more preferably from C₆ to C₁₀. Suitable inorganic sulfide components include, but are not limited to titanium sulfide, manganese sulfide, and sulfide analogs of iron, calcium, cobalt, molybdenum, tungsten, copper, selenium, yttrium, zinc, tin, and bismuth.

A substituted or unsubstituted aromatic organic compound is also suitable as a soft and fast agent. Suitable substituted or unsubstituted aromatic organic components include, but are not limited to, components having the formula (R₁)_x—R₃—M—R₄—(R₂)_y, wherein R₁ and R₂ are each hydrogen or a substituted or unsubstituted C₁₋₂₀ linear, branched, or cyclic alkyl, alkoxy, or alkylthio group, or a single, multiple, or fused ring C₆ to C₂₄ aromatic group; x and y are each an integer from 0 to 5; R₃ and R₄ are each selected from a single, multiple, or fused ring C₆ to C₂₄ aromatic group; and M includes an azo group or a metal component. R₃ and R₄ are each preferably selected from a C₆ to C₁₀ aromatic group, more preferably selected from phenyl, benzyl, naphthyl, benzamido, and benzothiazyl. R₁ and R₂ are each preferably selected from a substituted or unsubstituted C₁ to C₁₀ linear, branched, or cyclic alkyl, alkoxy, or alkylthio group or a C₆ to C₁₀ aromatic group. When R₁, R₂, R₃, or R₄, are substituted, the substitution may include one or more of the following substituent groups: hydroxy and metal salts thereof; mercapto and metal salts thereof; halogen; amino, nitro, cyano, and amido; carboxyl including esters, acids, and metal salts thereof; silyl; acrylates and metal salts thereof; sulfonyl or sulfonamide; and phosphates and phosphites. When M is a metal component, it may be any suitable elemental metal available to those of ordinary skill in the art. Typically, the metal will be a transition metal, although preferably it is tellurium or selenium. In one embodiment, the aromatic organic compound is substantially free of metal, while in another embodiment the aromatic organic compound is completely free of metal.

The soft and fast agent can also include a Group VIA component. Elemental sulfur and polymeric sulfur are commercially available from Elastochem, Inc. of Chardon, Ohio. Exemplary sulfur catalyst compounds include PB(RM-S)-80 elemental sulfur and PB(CRST)-65 polymeric sulfur, each of which is available from Elastochem, Inc. An exemplary tellurium catalyst under the tradename TELLOY® and an exemplary selenium catalyst under the tradename VANDEX® are each commercially available from RT Vanderbilt.

Other suitable soft and fast agents include, but are not limited to, hydroquinones, benzoquinones, quinhydrone, catechols, and resorcinols. Suitable compounds include, but are not limited to, those disclosed in U.S. patent application Ser. No. 11/829,461, the disclosure of which is incorporated herein in its entirety by reference thereto.

Fillers may also be added to the thermoset rubber composition of the core to adjust the density of the composition, up or down. Typically, fillers include materials such as tungsten, zinc oxide, barium sulfate, silica, calcium carbonate, zinc carbonate, metals, metal oxides and salts, regrind (recycled core material typically ground to about 30 mesh particle), high-Mooney-viscosity rubber regrind, trans-regrind core material (recycled core material containing high trans-isomer of polybutadiene), and the like. When trans-regrind is present, the amount of trans-isomer is preferably between about 10%

and about 60%. In a preferred embodiment of the invention, the core comprises polybutadiene having a cis-isomer content of greater than about 95% and trans-regrind core material (already vulcanized) as a filler. Any particle size trans-regrind core material is sufficient, but is preferably less than about 125 μm .

Fillers added to one or more portions of the golf ball typically include processing aids or compounds to affect rheological and mixing properties, density-modifying fillers, tear strength, or reinforcement fillers, and the like. The fillers are generally inorganic, and suitable fillers include numerous metals or metal oxides, such as zinc oxide and tin oxide, as well as barium sulfate, zinc sulfate, calcium carbonate, barium carbonate, clay, tungsten, tungsten carbide, an array of silicas, and mixtures thereof. Fillers may also include various foaming agents or blowing agents which may be readily selected by one of ordinary skill in the art. Fillers may include polymeric, ceramic, metal, and glass microspheres may be solid or hollow, and filled or unfilled. Fillers are typically also added to one or more portions of the golf ball to modify the density thereof to conform to uniform golf ball standards. Fillers may also be used to modify the weight of the center or at least one additional layer for specialty balls, e.g., a lower weight ball is preferred for a player having a low swing speed.

Materials such as tungsten, zinc oxide, barium sulfate, silica, calcium carbonate, zinc carbonate, metals, metal oxides and salts, and regrind (recycled core material typically ground to about 30 mesh particle) are also suitable fillers.

The polybutadiene and/or any other base rubber or elastomer system may also be foamed, or filled with hollow microspheres or with expandable microspheres which expand at a set temperature during the curing process to any low specific gravity level. Other ingredients such as sulfur accelerators, e.g., tetra methylthiuram di, tri, or tetrasulfide, and/or metal-containing organosulfur components may also be used according to the invention. Suitable metal-containing organosulfur accelerators include, but are not limited to, cadmium, copper, lead, and tellurium analogs of diethyldithiocarbamate, diamyldithiocarbamate, and dimethyldithiocarbamate, or mixtures thereof. Other ingredients such as processing aids e.g., fatty acids and/or their metal salts, processing oils, dyes and pigments, as well as other additives known to one skilled in the art may also be used in the present invention in amounts sufficient to achieve the purpose for which they are typically used.

There are a number of preferred embodiments defined by the present invention, which is preferably a golf ball having a "dual core" including a solid thermoplastic inner core layer having a "negative" or "positive" hardness gradient, preferably "positive" and a rubber-based outer core layer having a steep "negative" or "positive" hardness gradient, preferably "positive."

Referring to FIG. 1, the center (mid-point) of the thermoplastic inner core layer should have a hardness of at least about 90 Shore C, preferably from about 90 Shore C to about 100 Shore C, more preferably from about 92 Shore C to about 98 Shore C, and most preferably from about 94 Shore C to about 96 Shore C. The outer surface of the inner core layer has a hardness that is greater than the hardness of the center of the inner core layer (to define the "negative" hardness gradient), at least about 85 Shore C, preferably from about 85 Shore C to about 95 Shore C, more preferably from about 87 Shore C to about 93 Shore C, and most preferably about 89 Shore C to about 91 Shore C.

The inner surface of the thermoset rubber outer core layer has a Shore C hardness of about 50 Shore C to about 60 Shore

C, preferably about 52 Shore C to about 58 Shore C, more preferably from about 54 Shore C to about 56 Shore C. The outer surface of the outer core layer has a hardness that is substantially greater than the hardness of the inner surface of the outer core layer (to define the steep "positive" hardness gradient), at least about 82 Shore C, preferably about 82 Shore C to about 92 Shore C, more preferably about 84 Shore C to about 90 Shore C, most preferably about 86 Shore C to about 88 Shore C. The gradient should be steep—at least 25 Shore C, preferably 25 Shore C to 45 Shore C, more preferably 25 Shore C to 40 Shore C, and most preferably 30 Shore C to 35 Shore C.

The difference in hardness, Δh , between the outer surface of the inner core layer and the inner surface of the outer core layer, should be at least 25 Shore C, preferably 25 Shore C to 45 Shore C, more preferably 25 Shore C to 40 Shore C, and most preferably 30 Shore C to 35 Shore C (meaning that the inner surface of the outer core layer is substantially softer than the outer surface of the inner core). In one embodiment, the outer surface of the outer core layer is also softer than the outer surface of the inner core layer, preferably by 1 Shore C to 5 Shore C, more preferably by 1 Shore C to 3 Shore C, and alternatively by 3 Shore C to 5 Shore C.

The sloped lines in FIG. 1 depict the "direction" of the gradient and are by no means dispositive of the nature of the hardness values between the outer and inner surfaces—while one embodiment certainly is a linearly-sloped hardness gradient for both core layers having the values depicted in the Figure, it should be understood that the interim hardness values are not necessarily linearly related (i.e., they can be dispersed above and/or below the line).

There are a number of alternative embodiments defined by the present invention, which is preferably a golf ball including a single, solid thermoplastic core having a "positive" or "negative" hardness gradient, or a "dual core," in which at least one, preferably both, of the inner core and outer core layer are formed from a thermoplastic material and have a "positive" or "negative" hardness gradient. In one preferred embodiment, a "low spin" embodiment, the inner surface of the outer core layer is harder than the outer surface of the inner core. In a second preferred embodiment, a "high spin" embodiment, the inner surface of the outer core layer is softer than the outer surface of the inner core. The alternative to these embodiments, to form a "positive" hardness gradient, are also preferred.

"Positive" hardness gradient embodiments, single solid core: the surface hardness of the core can range from 25 Shore D to 90 Shore D, preferably 45 Shore D to 70 Shore D. The surface hardness is most preferably 68 Shore D, 60 Shore D, or 49 Shore D. The corresponding hardness of the center of the solid core may range from 30 Shore D to 80 Shore D, more preferably 40 Shore D to 65 Shore D, and most preferably 61 Shore D, 52 Shore D, or 43 Shore D, respectively. The "positive" gradient is preferably 7, 8, or 6, respectively. Corresponding Atti compression values may be 135, 110, or 90, respectively. The COR of these cores may range from 0.800 to 0.850, preferably 0.803 to 0.848.

"Positive" hardness gradient embodiments, dual core: the outer core surface hardness may range from 25 Shore D to 90 Shore D, more preferably 45 Shore D to 70 Shore D, and most preferably 68 Shore D, 61 Shore D, or 49 Shore D. The inner surface of the outer core may have a corresponding hardness of 61 Shore D, 61 Shore D, or 43 Shore D, respectively. The surface of the inner core can range from 40 Shore D to 65 Shore D, but is preferably and correspondingly 43 Shore D, 60 Shore D, or 49 Shore D, respectively. The center hardness of the inner core can range from 30 Shore D to 80 Shore D,

more preferably 40 Shore D to 55 Shore D, and most preferably 43 Shore D, 50 Shore D, or 43 Shore D, respectively. The “positive” gradient is preferably 25, 11, or 6, respectively. The corresponding compressions are 100, 97, or 92 and COR values are 0.799, 0.832, or 0.801, respectively.

“Negative” hardness gradient embodiments, single solid core: the surface hardness of the core can range from 20 Shore D to 80 Shore D, more preferably 35 Shore D to 60 Shore D. The surface hardness is most preferably 56 Shore D, 45 Shore D, or 40 Shore D. The corresponding center hardness may range from 30 Shore D to 75 Shore D, preferably 40 Shore D to 65 Shore D, and more preferably 61 Shore D, 52 Shore D, or 43 Shore D, respectively. The “negative” gradient is preferably -5, -7, or -3, respectively. Corresponding Atti compression values may be 111, 104, or 85, respectively. The COR of these cores may range from 0.790 to 0.820, preferably 0.795 to 0.812.

“Negative” hardness gradient embodiments, dual core: the outer core surface hardness may range from 20 Shore D to 80 Shore D, preferably 35 Shore D to 55 Shore D, more preferably 45 Shore D, 40 Shore D, or 52 Shore D. The inner surface of the outer core may have a corresponding hardness of 52 Shore D, 43 Shore D, or 52 Shore D, respectively. The surface of the inner core can range from 30 Shore D to 75 Shore D, preferably 50 Shore D to 65 Shore D, more preferably and correspondingly 61 Shore D, 52 Shore D, or 56 Shore D, respectively. The center hardness of the inner core can range from 50 Shore D to 65 Shore D, but is preferably 61 Shore D, 52 Shore D, or 61 Shore D, respectively. The “negative” gradient is steep, preferably -16, -12, or -9, respectively. The corresponding compressions are 117, 92, or 115 and COR values are 0.799, 0.832, or 0.801, respectively.

In a “low spin” embodiment of the present invention, the hardness of the thermoplastic inner core (at any point—surface, center, or otherwise) ranges from 30 Shore C to 80 Shore C, more preferably 40 Shore C to 75 Shore C, most preferably 45 Shore C to 70 Shore C. Concurrently, the hardness of the outer core layer (at any point—surface, inner surface, or otherwise) ranges from 60 Shore C to 95 Shore C, more preferably 60 Shore C to 90 Shore C, most preferably 65 Shore C to 80 Shore C.

In a “high spin” embodiment, the hardness of the thermoplastic inner core ranges from 60 Shore C to 95 Shore C, more preferably 60 Shore C to 90 Shore C, most preferably 65 Shore C to 80 Shore C. Concurrently, the hardness of the outer core layer ranges from 30 Shore C to 80 Shore C, more preferably 40 Shore C to 75 Shore C, most preferably 45 Shore C to 70 Shore C.

In the embodiment where the interface (i.e., the area where the two components meet) of the outer core layer and the inner core has substantially the same hardness, the ranges provided for either the “low spin” or “high spin” embodiments are sufficient, as long as the “negative” hardness gradient is maintained and the hardness value at the inner surface of the outer core layer is roughly the same as the hardness value at the outer surface of the inner core.

The surface hardness of a core is obtained from the average of a number of measurements taken from opposing hemispheres of a core, taking care to avoid making measurements on the parting line of the core or on surface defects, such as holes or protrusions. Hardness measurements are made pursuant to ASTM D-2240 “Indentation Hardness of Rubber and Plastic by Means of a Durometer.” Because of the curved surface of a core, care must be taken to insure that the core is centered under the durometer indenter before a surface hardness reading is obtained. A calibrated, digital durometer, capable of reading to 0.1 hardness units is used for all hard-

ness measurements and is set to take hardness readings at 1 second after the maximum reading is obtained. The digital durometer must be attached to, and its foot made parallel to, the base of an automatic stand, such that the weight on the durometer and attack rate conform to ASTM D-2240.

To prepare a core for hardness gradient measurements, the core is gently pressed into a hemispherical holder having an internal diameter approximately slightly smaller than the diameter of the core, such that the core is held in place in the hemispherical portion of the holder while concurrently leaving the geometric central plane of the core exposed. The core is secured in the holder by friction, such that it will not move during the cutting and grinding steps, but the friction is not so excessive that distortion of the natural shape of the core would result. The core is secured such that the parting line of the core is roughly parallel to the top of the holder. The diameter of the core is measured 90 degrees to this orientation prior to securing. A measurement is also made from the bottom of the holder to the top of the core to provide a reference point for future calculations. A rough cut, made slightly above the exposed geometric center of the core using a band saw or other appropriate cutting tool, making sure that the core does not move in the holder during this step. The remainder of the core, still in the holder, is secured to the base plate of a surface grinding machine. The exposed ‘rough’ core surface is ground to a smooth, flat surface, revealing the geometric center of the core, which can be verified by measuring the height of the bottom of the holder to the exposed surface of the core, making sure that exactly half of the original height of the core, as measured above, has been removed to within ± 0.004 inches.

Leaving the core in the holder, the center of the core is found with a center square and carefully marked and the hardness is measured at the center mark. Hardness measurements at any distance from the center of the core may be measured by drawing a line radially outward from the center mark, and measuring and marking the distance from the center, typically in 2-mm increments. All hardness measurements performed on the plane passing through the geometric center are performed while the core is still in the holder and without having disturbed its orientation, such that the test surface is constantly parallel to the bottom of the holder. The hardness difference from any predetermined location on the core is calculated as the average surface hardness minus the hardness at the appropriate reference point, e.g., at the center of the core for single, solid core, such that a core surface softer than its center will have a negative hardness gradient.

In all preferred embodiments of invention, the hardness of the core at the surface is always less than or greater than (i.e., different) than the hardness of the core at the center. Furthermore, the center hardness of the core is not necessarily the hardest point in the core. Additionally, the lowest hardness anywhere in the core does not have to occur at the surface. In some embodiments, the lowest hardness value occurs within about the outer 6 mm of the core surface. However, the lowest hardness value within the core can occur at any point from the surface, up to, but not including the center, as long as the surface hardness is still different from the hardness of the center.

As described above, the preferred embodiment is a golf ball having a dual core. The dual core includes an inner core formed from a thermoplastic material and the outer core layer is formed from a thermoset material. The inner core material exhibits a ‘shallow’ “positive hardness gradient” across its radius. The outer core layer material exhibits a ‘steep’ “positive hardness gradient across its thickness, the slope of the gradient being greater than that of the gradient of the inner

core. Hardness measurements are made as described herein. The hardness measurements for the gradient of the inner core are taken across the radius of a cross-section of the inner core. The hardness measurements for the gradient of the outer core layer are taken across the thickness of a cross-section of the outer core layer.

In one embodiment, the thermoplastic inner core has an outer diameter of about 0.5 inches. The hardness gradient is preferably less than about 5 Shore C, more preferably about 1 to 5 Shore C, and most preferably about 2 to 4 Shore C. The outer core layer is about 0.515 inches thick and has a hardness gradient that is about 6 Shore C or greater, more preferably about 6 to 20 Shore C, and most preferably about 10 to 18 Shore C. Alternatively, the hardness gradient of the inner core is preferably less than about 4 Shore D, more preferably about 1 to 4 Shore D, and most preferably about 2 to 4 Shore D and the hardness gradient of the outer core layer is about 5 Shore D or greater, more preferably about 5 to 20 Shore D, and most preferably about 10 to 18 Shore D.

In a second embodiment, the thermoplastic inner core has an outer diameter of about 1.0 inch. The hardness gradient is preferably less than about 10 Shore C, more preferably about 1 to 10 Shore C, and most preferably about 2 to 7 Shore C. The outer core layer has a thickness of about 0.275 inches and has a hardness gradient that is about 11 Shore C or greater, more preferably about 11 to 20 Shore C, and most preferably about 11 to 15 Shore C. Alternatively, the hardness gradient of the inner core is preferably less than about 10 Shore D, more preferably about 1 to 8 Shore D, and most preferably about 2 to 6 Shore D and the hardness gradient of the outer core layer is about 11 Shore D or greater, more preferably about 11 to 20 Shore D, and most preferably about 11 to 15 Shore D.

In another embodiment of the present invention, the thermoplastic inner core has an outer diameter of about 1.13 inches. The hardness gradient across the radius of the inner core is preferably less than about 11 Shore C, more preferably about 1 to 11 Shore C, and most preferably about 3 to 8 Shore C. The outer core layer preferably has a thickness of about 0.225 inches and has a hardness gradient that is about 12 Shore C or greater, more preferably about 12 to 20 Shore C, and most preferably about 12 to 16 Shore C. Alternatively, the hardness gradient of the inner core is preferably less than about 11 Shore D, more preferably about 1 to 9 Shore D, and most preferably about 2 to 7 Shore D and the hardness gradient of the outer core layer is about 12 Shore D or greater, more preferably about 12 to 20 Shore D, and most preferably about 14 to 18 Shore D.

Representative cores of the present invention are depicted in FIGS. 2-4. FIG. 2 shows the hardness gradient (in Shore C and D) for a golf ball core having an inner core having a diameter of about 0.5 inches and an outer core layer having a thickness of about 0.515 inches; FIG. 3 shows the hardness gradient (in Shore C and D) for a golf ball core having an inner core having a diameter of about 1.0 inch and an outer core layer having a thickness of about 0.275 inches; and FIG. 4 shows the hardness gradient (in Shore C and D) for a golf ball core having an inner core having a diameter of about 1.13 inches and an outer core layer having a thickness of about 0.225 inches. It should be noted that the hardness gradients are not required to be linear and that points between the outer- and inner-most hardness measurements may very well be higher or lower than those gradient-defining hardness measurements.

The inventive core layers each have a slope defined by the hardness gradient across the cross-section of either the inner core or the outer core layer. A ratio of the slope of the hardness gradient of the outer core layer to the inner core is preferably

greater than 1, more preferably greater than about 1.2 or 1.3, most preferably greater than about 1.4 or 1.5. In one preferred embodiment, the ratio of the slope of the hardness gradient of the outer core layer to the inner core is greater than about 2.

The above embodiments may be tailored to meet predetermined performance properties. For example, alternative embodiments include those having an inner core having an outer diameter of about 0.250 inches to about 1.550 inches, preferably about 0.500 inches to about 1.500 inches, and more preferably about 0.750 inches to about 1.400 inches. In preferred embodiments, the inner core has an outer diameter of about 1.000 inch, 1.200 inches, or 1.300 inches, with a most preferred outer diameter being 1.130 inches. The outer core layer should have an outer diameter (the entire dual core) of about 1.30 inches to about 1.620 inches, preferably 1.400 inches to about 1.600 inches, and more preferably about 1.500 inches to about 1.590 inches. In preferred embodiments, the outer core layer has an outer diameter of about 1.510 inches, 1.530 inches, or most preferably 1.550 inches.

While layers of the inventive golf ball may be formed from a variety of differing cover materials (both intermediate layer (s) and outer cover layer) described herein, preferred cover materials include, but are not limited to:

(1) Polyurethanes, such as those prepared from polyols or polyamines and diisocyanates or polyisocyanates and/or their prepolymers, and those disclosed in U.S. Pat. Nos. 5,334,673 and 6,506,851;

(2) Polyureas, such as those disclosed in U.S. Pat. Nos. 5,484,870 and 6,835,794; and

(3) Polyurethane-urea hybrids, blends or copolymers comprising urethane or urea segments.

Suitable polyurethane compositions comprise a reaction product of at least one polyisocyanate and at least one curing agent. The curing agent can include, for example, one or more polyamines, one or more polyols, or a combination thereof. The polyisocyanate can be combined with one or more polyols to form a prepolymer, which is then combined with the at least one curing agent. Thus, the polyols described herein are suitable for use in one or both components of the polyurethane material, i.e., as part of a prepolymer and in the curing agent.

Suitable polyurethanes and polyureas, saturated or unsaturated, and their components, such as prepolymers, isocyanates, polyols, polyamines, curatives, etc. are disclosed in U.S. patent application Ser. No. 11/772,903, which is incorporated herein by reference thereto.

Alternatively, other suitable polymers for use in cover layers include partially- or fully-neutralized ionomers, metallocene or other single-site catalyzed polymers, polyesters, polyamides, non-ionic thermoplastic elastomers, copolyether-esters, copolyether-amides, polycarbonates, polybutadienes, polyisoprenes, polystyrene block copolymers (such as styrene-butadiene-styrene), styrene-ethylene-propylene-styrene, styrene-ethylene-butylene-styrene, and blends thereof. Thermosetting polyurethanes or polyureas are suitable for the outer cover layers of the golf balls of the present invention.

In a preferred embodiment, the inventive core is preferably enclosed with two cover layers, where the inner cover layer has a thickness of about 0.01 inches to about 0.06 inches, more preferably about 0.015 inches to about 0.040 inches, and most preferably about 0.02 inches to about 0.035 inches, and the inner cover layer is formed from a partially- or fully-neutralized ionomer having a Shore D hardness of greater than about 55, more preferably greater than about 60, and most preferably greater than about 65. The outer cover layer should have a thickness of about 0.015 inches to about 0.055

inches, more preferably about 0.02 inches to about 0.04 inches, and most preferably about 0.025 inches to about 0.035 inches, and has a hardness of about Shore D 60 or less, more preferably 55 or less, and most preferably about 52 or less. The inner cover layer is preferably harder than the outer cover layer. The outer cover layer may be formed of a partially- or fully-neutralized ionomer, a polyurethane, polyurea, or blend thereof. A most preferred outer cover layer is a castable or reaction injection molded polyurethane, polyurea or copolymer or hybrid thereof having a Shore D hardness of about 40 to about 50. A most preferred inner cover layer material is a partially-neutralized ionomer comprising a zinc, sodium or lithium neutralized ionomer such as SURLYN® 8940, 8945, 9910, 7930, 7940, or blend thereof having a Shore D hardness of about 63 to about 68.

In another preferred embodiment, the core having a negative hardness gradient is enclosed with a single layer of cover material having a Shore D hardness of from about 20 to about 80, more preferably about 40 to about 75 and most preferably about 45 to about 70, and comprises a thermoplastic or thermosetting polyurethane, polyurea, polyamide, polyester, polyester elastomer, polyether-amide or polyester-amide, partially or fully neutralized ionomer, polyolefin such as polyethylene, polypropylene, polyethylene copolymers such as ethylene-butyl acrylate or ethylene-methyl acrylate, poly(ethylene methacrylic acid) co- and terpolymers, metallocene-catalyzed polyolefins and polar-group functionalized polyolefins and blends thereof. One suitable cover material is an ionomer (either conventional or HNP) having a hardness of about 50 to about 70 Shore D. Another preferred cover material is a thermoplastic or thermosetting polyurethane or polyurea. A preferred ionomer is a high acid ionomer comprising a copolymer of ethylene and methacrylic or acrylic acid and having an acid content of at least 16 to about 25 weight percent. In this case the reduced spin contributed by the relatively rigid high acid ionomer may be offset to some extent by the spin-increasing negative gradient core. The core may have a diameter of about 1.0 inch to about 1.64 inches, preferably about 1.30 inches to about 1.620, and more preferably about 1.40 inches to about 1.60 inches.

Another preferred cover material comprises a castable or reaction injection moldable polyurethane, polyurea, or copolymer or hybrid of polyurethane/polyurea. Preferably, this cover is thermosetting but may be a thermoplastic, having a Shore D hardness of about 20 to about 70, more preferably about 30 to about 65 and most preferably about 35 to about 60. A moisture vapor barrier layer, such as disclosed in U.S. Pat. Nos. 6,632,147; 6,932,720; 7,004,854; and 7,182,702, all of which are incorporated by reference herein in their entirety, are optionally employed between the cover layer and the core.

While any of the embodiments herein may have any known dimple number and pattern, a preferred number of dimples is 252 to 456, and more preferably is 330 to 392. The dimples may comprise any width, depth, and edge angle disclosed in the prior art and the patterns may comprises multitudes of dimples having different widths, depths and edge angles. The parting line configuration of said pattern may be either a straight line or a staggered wave parting line (SWPL). Most preferably the dimple number is 330, 332, or 392 and comprises 5 to 7 dimples sizes and the parting line is a SWPL.

Other than in the operating examples, or unless otherwise expressly specified, all of the numerical ranges, amounts, values and percentages such as those for amounts of materials and others in the specification may be read as if prefaced by the word "about" even though the term "about" may not expressly appear with the value, amount or range. Accordingly, unless indicated to the contrary, the numerical param-

eters set forth in the specification and attached claims are approximations that may vary depending upon the desired properties sought to be obtained by the present invention. At the very least, and not as an attempt to limit the application of the doctrine of equivalents to the scope of the claims, each numerical parameter should at least be construed in light of the number of reported significant digits and by applying ordinary rounding techniques.

Notwithstanding that the numerical ranges and parameters setting forth the broad scope of the invention are approximations, the numerical values set forth in the specific examples are reported as precisely as possible. Any numerical value, however, inherently contain certain errors necessarily resulting from the standard deviation found in their respective testing measurements. Furthermore, when numerical ranges of varying scope are set forth herein, it is contemplated that any combination of these values inclusive of the recited values may be used.

While it is apparent that the illustrative embodiments of the invention disclosed herein fulfill the objective stated above, it is appreciated that numerous modifications and other embodiments may be devised by those skilled in the art. Therefore, it will be understood that the appended claims are intended to cover all such modifications and embodiments, which would come within the spirit and scope of the present invention.

What is claimed is:

1. A golf ball comprising:

- an inner core layer comprising a thermoplastic highly-neutralized ionomer comprising a copolymer of ethylene and an α,β -unsaturated carboxylic acid, an organic acid or salt thereof, and sufficient cation source to neutralize the acid groups of the copolymer by 80% or greater, and having a geometric center hardness less than a surface hardness to define a first hardness gradient;
- an outer core layer disposed about the inner core, the outer core being formed from a homogenous thermoset composition and having an interior hardness substantially less than an outer surface hardness to define a second hardness gradient;
- an inner cover layer disposed about outer core layer; and
- an outer cover layer disposed about the inner cover layer, wherein the first and second hardness gradients are positive and a slope of the second hardness gradient is greater than a slope of the first hardness gradient.

2. The golf ball of claim 1, wherein a ratio of the slope of the second hardness gradient to the slope of the first hardness gradient is greater than 1.

3. The golf ball of claim 2, wherein a ratio of the slope of the second hardness gradient to the slope of the first hardness gradient is greater than 1.5.

4. The golf ball of claim 3, wherein a ratio of the slope of the second hardness gradient to the slope of the first hardness gradient is greater than 2.

5. The golf ball of claim 1, wherein the inner core layer has an outer diameter of about 0.5 inches to about 1.13 inches.

6. The golf ball of claim 1, wherein the first hardness gradient is less than 10 Shore C and the second hardness gradient is greater than 10 Shore C.

7. The golf ball of claim 6, wherein the first hardness gradient is less than 5 Shore C and the second hardness gradient is greater than 15 Shore C.

8. The golf ball of claim 1, wherein the acid groups of the copolymer are neutralized by 90% or greater.

9. The golf ball of claim 8 wherein the acid groups of the copolymer are neutralized by about 100%.

27

10. The golf ball of claim 1, wherein the organic acid or salt thereof comprises barium, lithium, sodium, zinc, bismuth, chromium, cobalt, copper, potassium, strontium, titanium, tungsten, magnesium, cesium, iron, nickel, silver, aluminum, tin, or calcium salts, or salts of fatty acids.

11. The golf ball of claim 10, wherein the fatty acid salt comprises stearic acid, behenic acid, erucic acid, oleic acid, linoelic acid or dimerized derivatives thereof.

12. The golf ball of claim 10, wherein the organic acid or salt thereof comprises a magnesium salt of oleic acid.

13. The golf ball of claim 1, wherein the outer core layer comprises a soft and fast agent.

14. The golf ball of claim 13, wherein the soft and fast agent comprises a halogenated thiophenol.

15. A golf ball comprising:

an inner core layer consisting of a thermoplastic material and having a geometric center hardness less than a surface hardness to define a first positive hardness gradient of less than 10 Shore D points;

28

an outer core layer disposed about the inner core, the outer core being formed from a substantially homogenous thermoset composition comprising a diene rubber and having a second positive hardness gradient of 10 Shore D points or greater;

a cover layer disposed outer core layer, the cover layer comprising an inner cover layer comprising an ionomer and an outer cover layer comprising a castable polyurethane or polyurea material.

16. The golf ball of claim 15, wherein a ratio of the second positive hardness gradient is greater than the first positive hardness gradient.

17. The golf ball of claim 16, wherein the ratio is greater than 1.5.

18. The golf ball of claim 17, wherein the ratio is greater than 2.

* * * * *