

US008671210B2

(12) **United States Patent**
Branam et al.

(10) **Patent No.:** **US 8,671,210 B2**
(45) **Date of Patent:** **Mar. 11, 2014**

(54) **METHODS, DEVICES, SYSTEMS, AND COMPUTER PROGRAM PRODUCTS FOR MANAGING AND DELIVERING A LIVE MEDIA STREAM**

(75) Inventors: **Michael Branam**, Lawrenceville, GA (US); **Akbar Pirani**, Marietta, GA (US)

(73) Assignee: **AT&T Intellectual Property I, L.P.**, Atlanta, GA (US)

(*) Notice: Subject to any disclaimer, the term of this patent is extended or adjusted under 35 U.S.C. 154(b) by 895 days.

(21) Appl. No.: **11/744,975**

(22) Filed: **May 7, 2007**

(65) **Prior Publication Data**

US 2008/0281977 A1 Nov. 13, 2008

(51) **Int. Cl.**
G06F 15/16 (2006.01)
G06F 3/00 (2006.01)

(52) **U.S. Cl.**
USPC **709/231; 725/46**

(58) **Field of Classification Search**
USPC 709/238, 231, 218, 229
See application file for complete search history.

(56) **References Cited**

U.S. PATENT DOCUMENTS

6,606,303 B1* 8/2003 Hassel et al. 370/238
7,133,687 B1 11/2006 El-Fishawy et al.

2002/0038456	A1*	3/2002	Hansen et al.	725/46
2003/0222819	A1	12/2003	Karr et al.	
2005/0183120	A1	8/2005	Jain et al.	
2005/0223041	A1	10/2005	Yoshimine et al.	
2006/0112188	A1	5/2006	Albanese et al.	
2006/0224761	A1*	10/2006	Howarth et al.	709/231
2007/0013515	A1	1/2007	Johnson et al.	
2007/0201823	A1	8/2007	Kang	
2008/0008456	A1	1/2008	Buttars et al.	
2008/0120306	A1	5/2008	Panabaker et al.	
2008/0216142	A1*	9/2008	Goldberg et al.	725/115
2008/0219658	A1	9/2008	Keane et al.	
2008/0270913	A1	10/2008	Singer et al.	
2008/0281951	A1	11/2008	Branam et al.	
2008/0282191	A1	11/2008	Branam et al.	
2009/0154665	A1	6/2009	Galvin et al.	

* cited by examiner

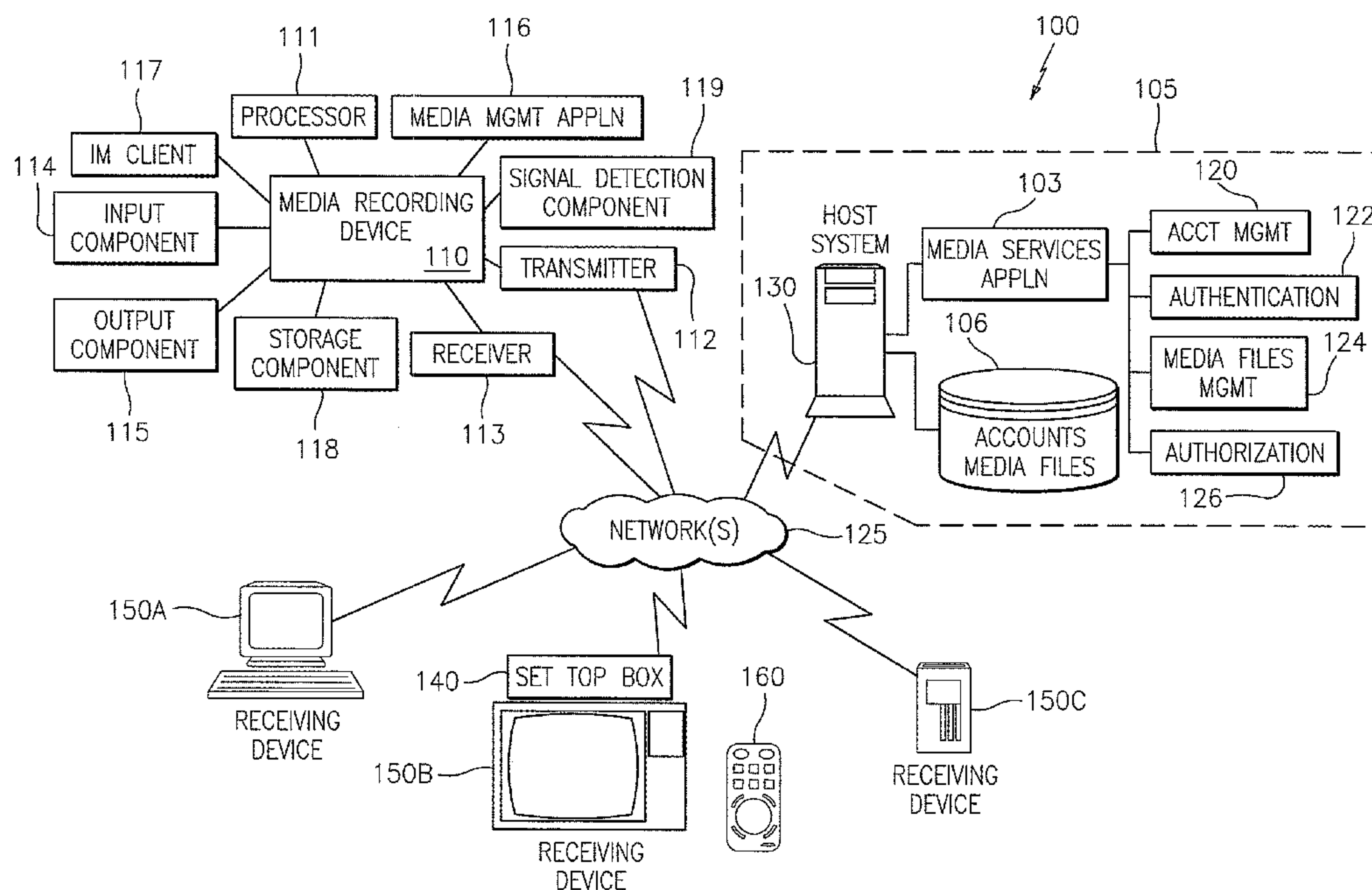
Primary Examiner — Afshawn Towfighi

(74) *Attorney, Agent, or Firm* — Cantor Colburn LLP

(57) **ABSTRACT**

Method, devices, systems, and computer program products for managing and delivering a live media stream associated with a network-enabled media recording device are provided. A method includes receiving a network address for transmitting the live media stream captured by the network-enabled media recording device. The method also includes assigning a user identification to the live media stream. The user identification is associated with the network-enabled media recording device. The method further includes transmitting the live media stream and user identification via the network-enabled media recording device over a network.

13 Claims, 9 Drawing Sheets



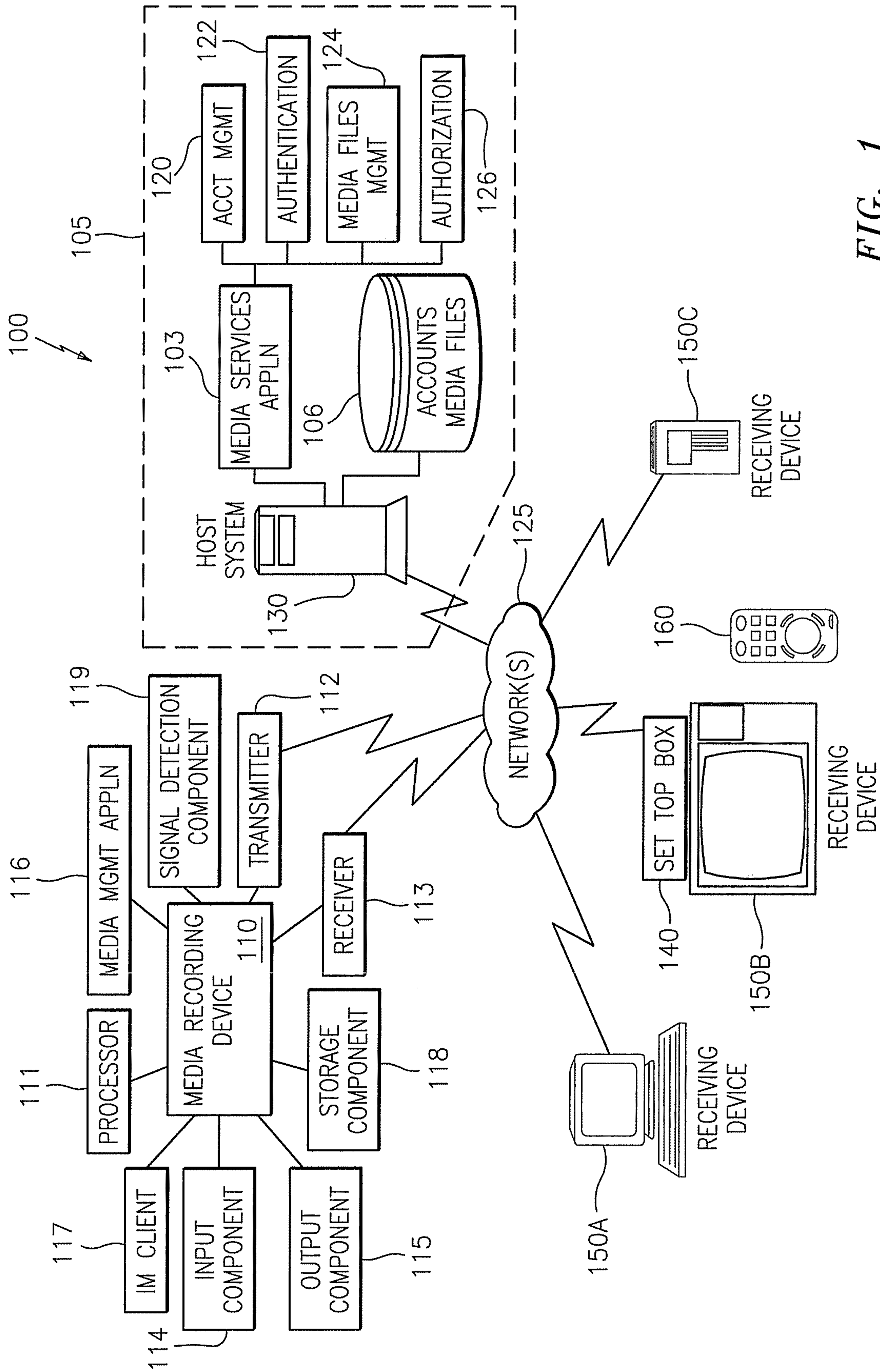


FIG. 1

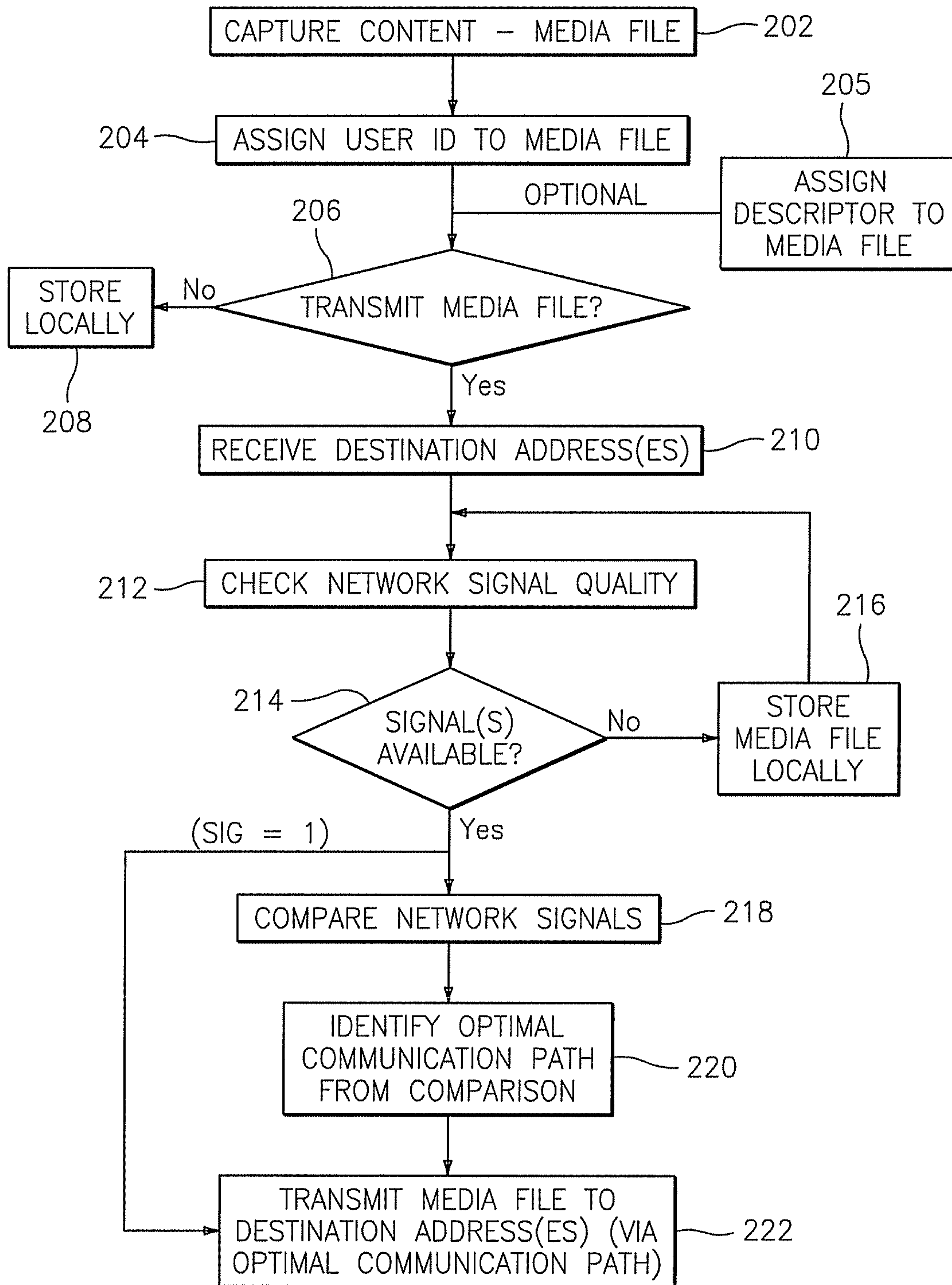


FIG. 2

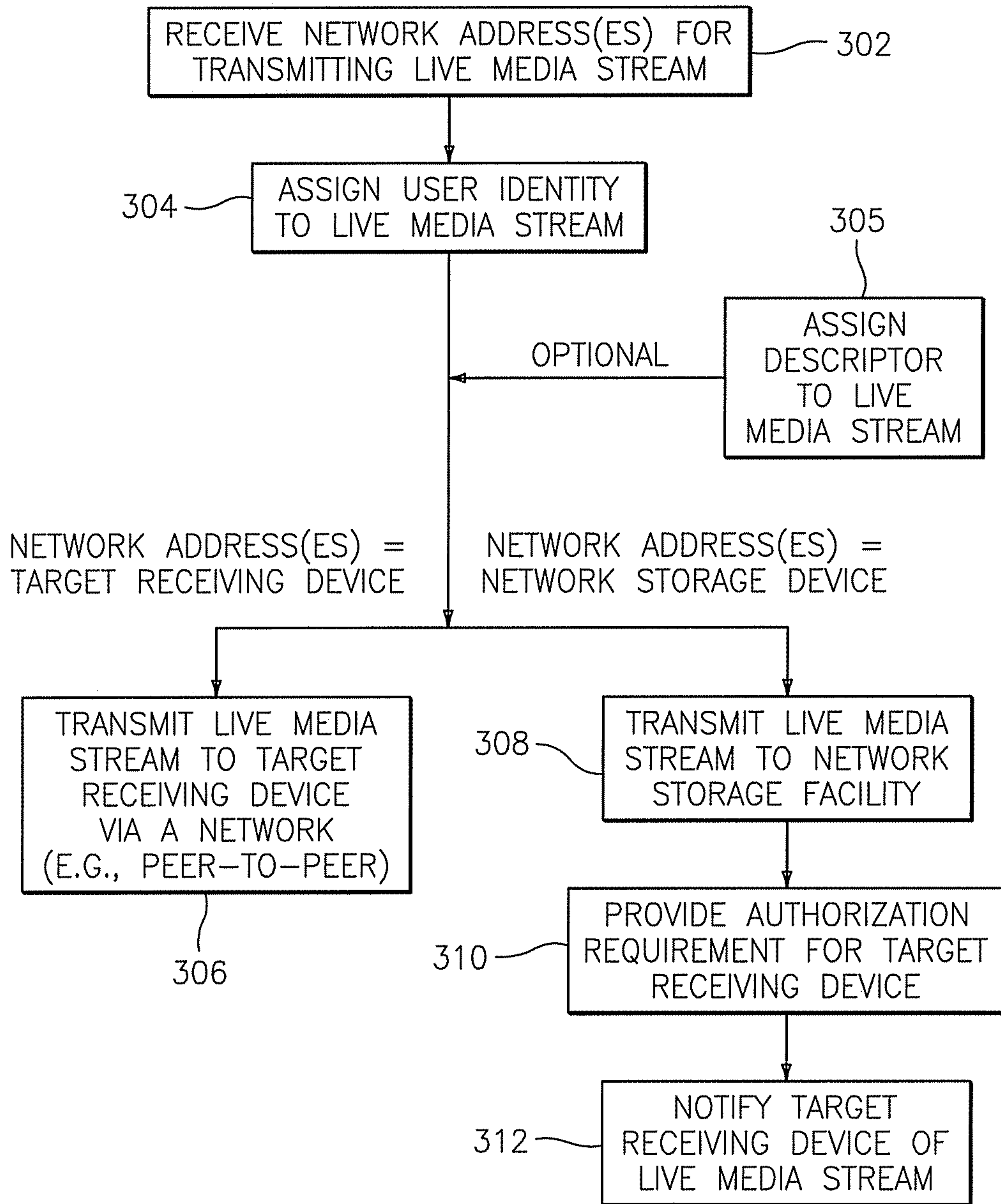


FIG. 3

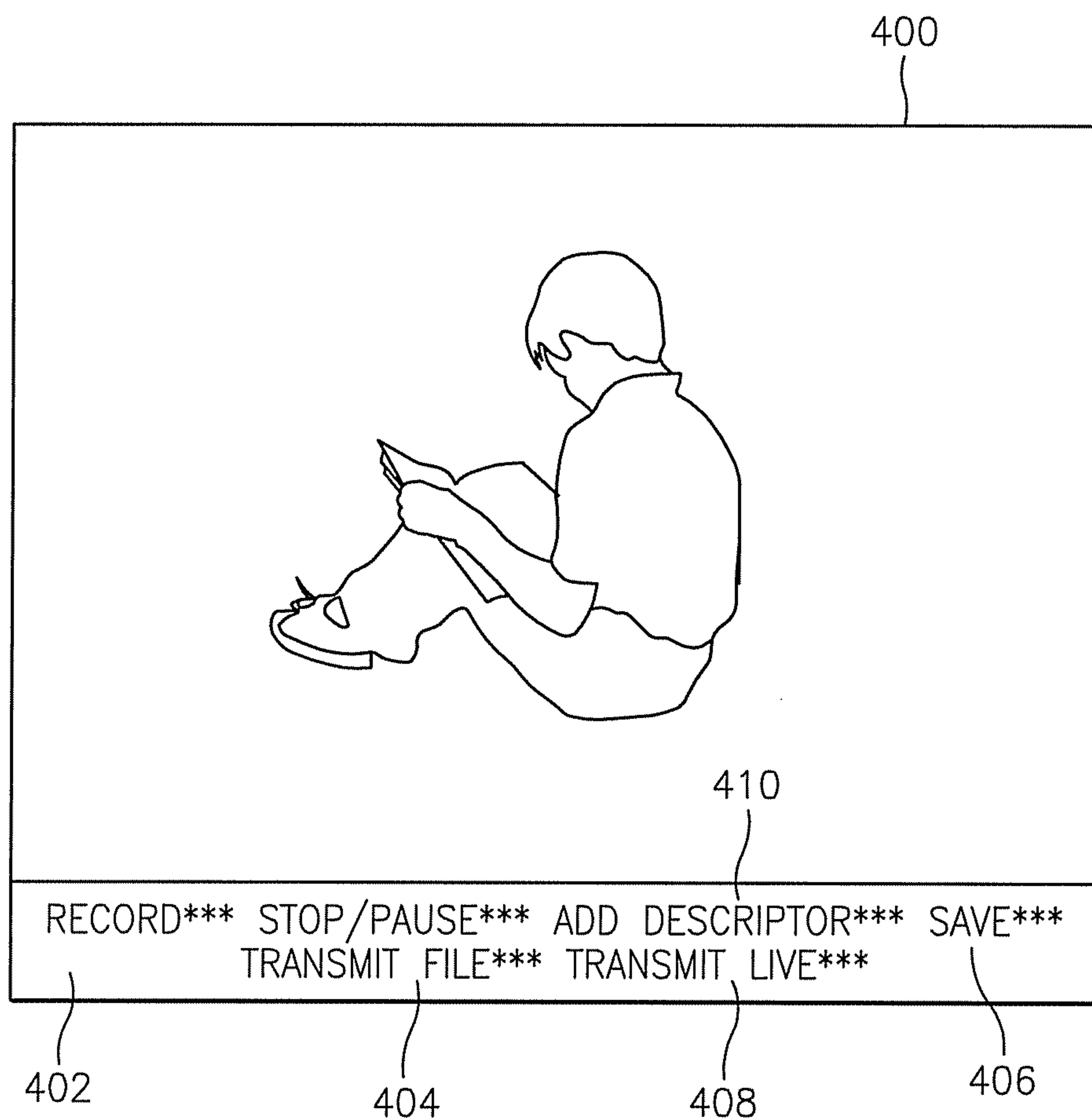
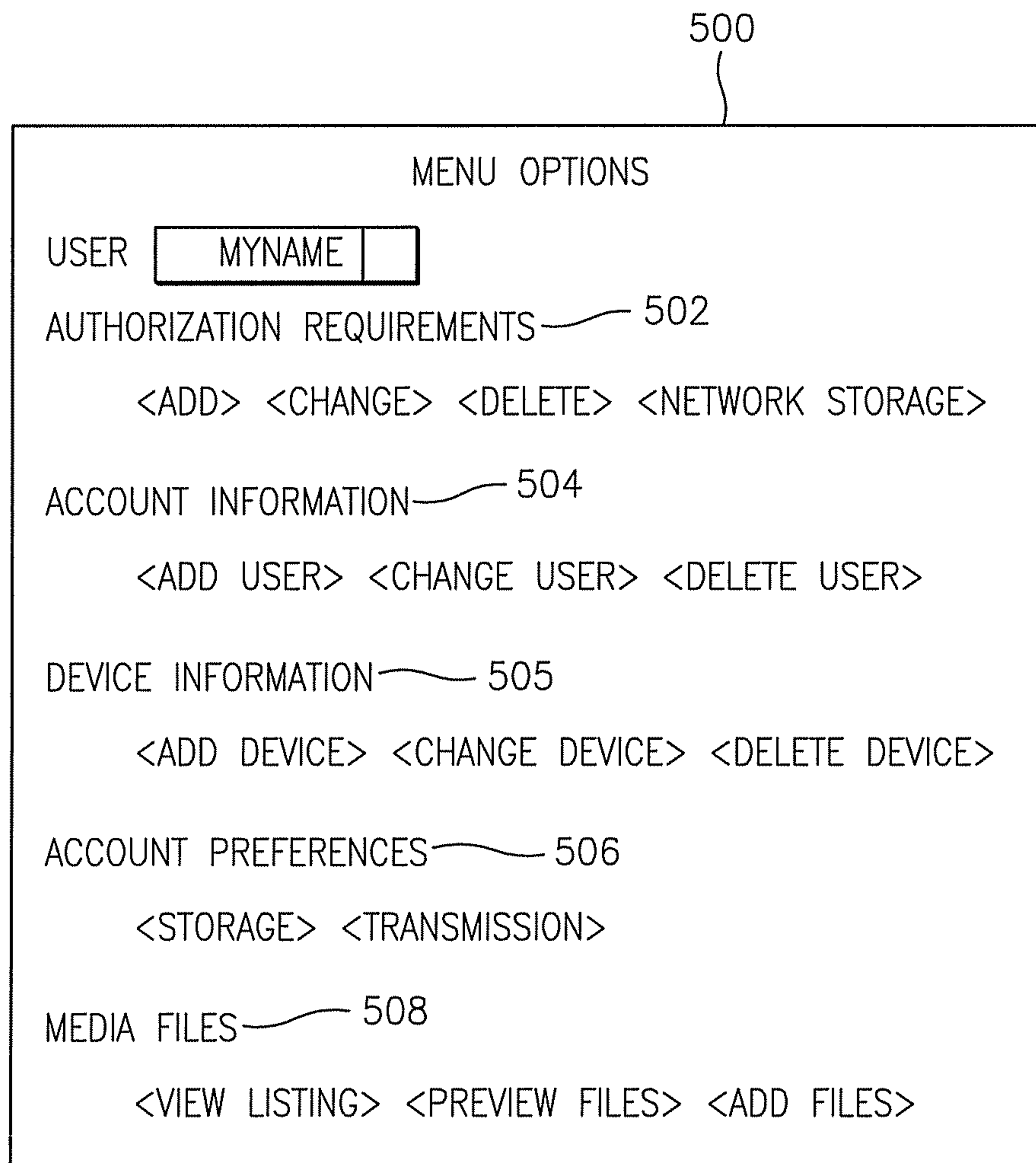
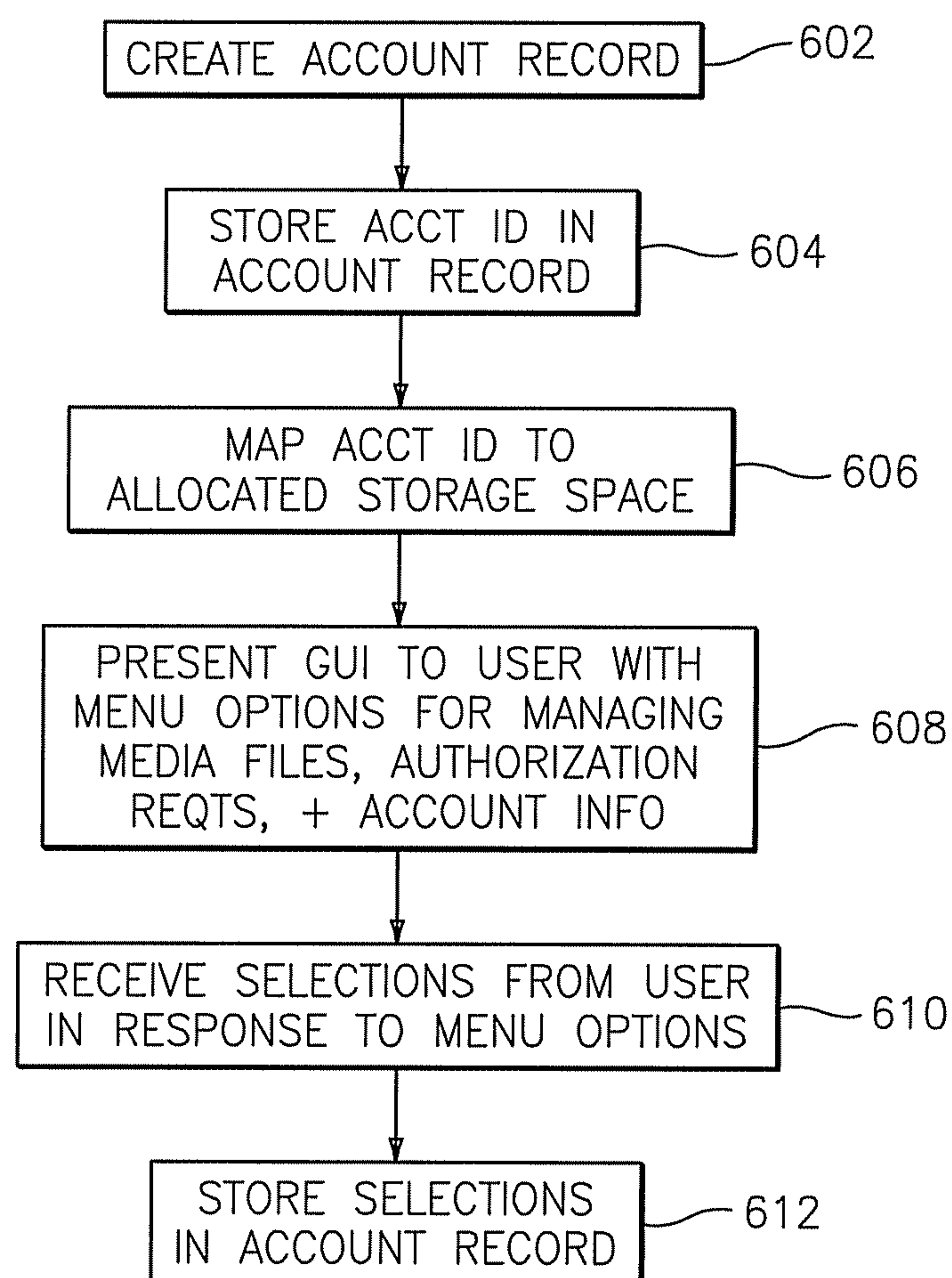


FIG. 4

*FIG. 5*

*FIG. 6*

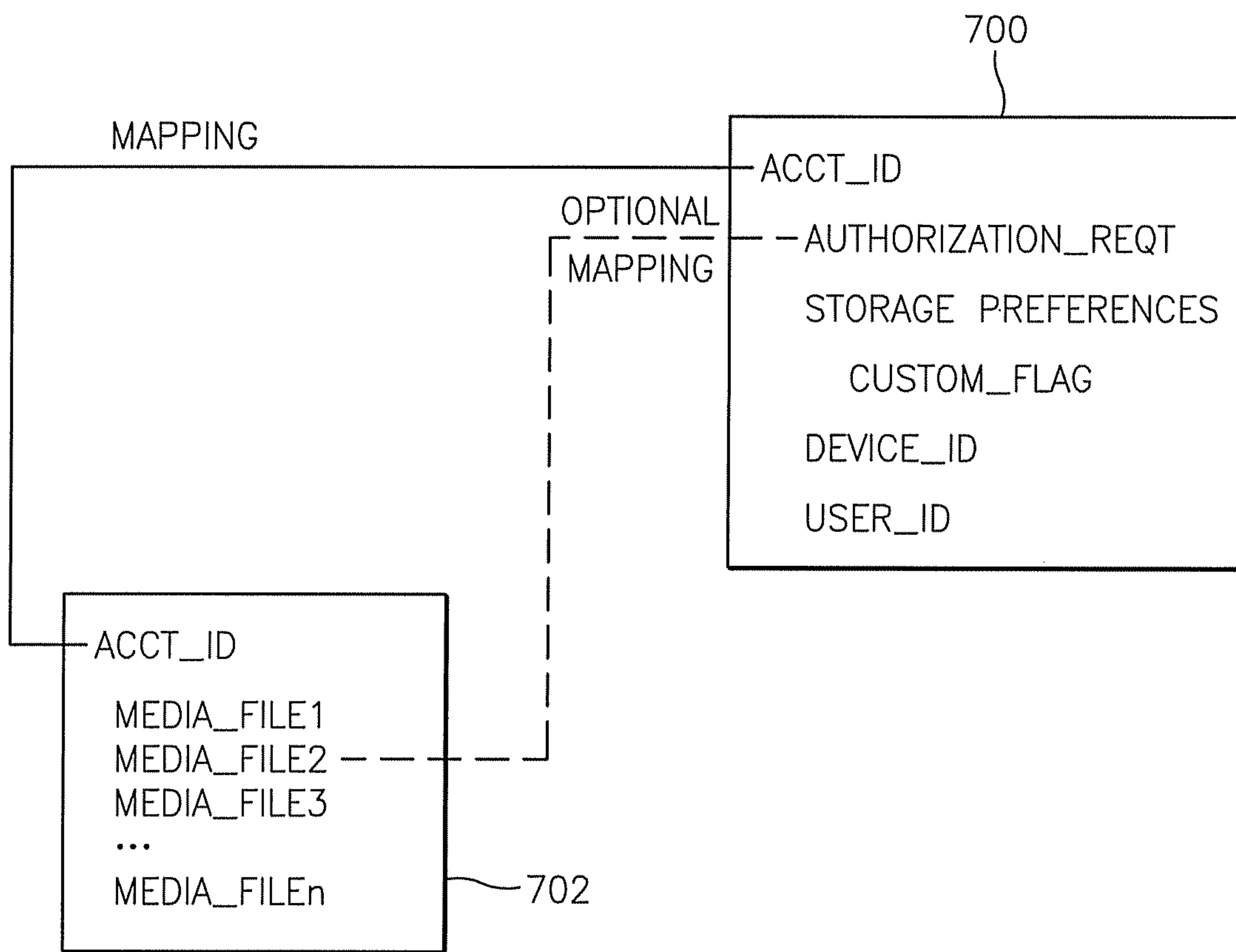
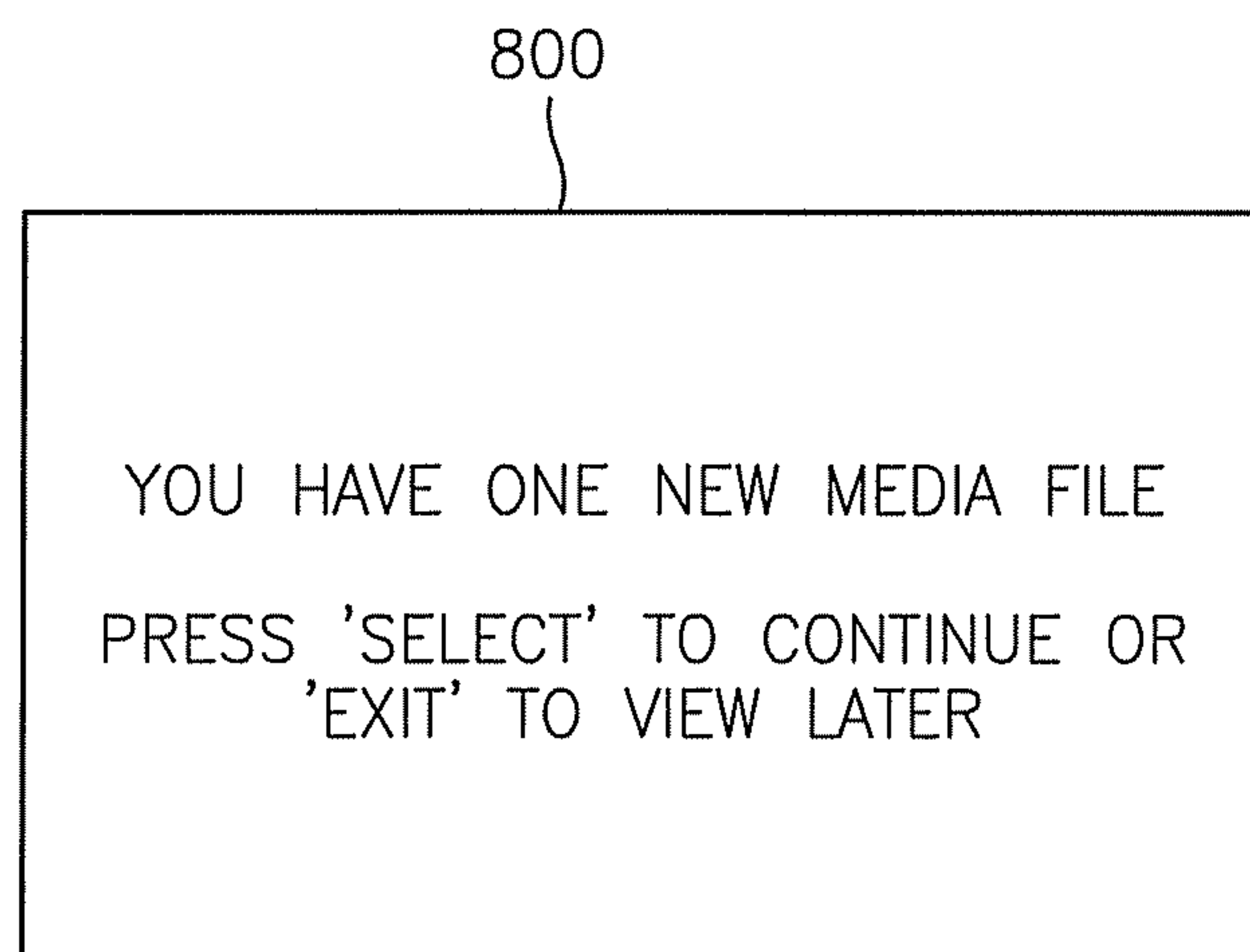
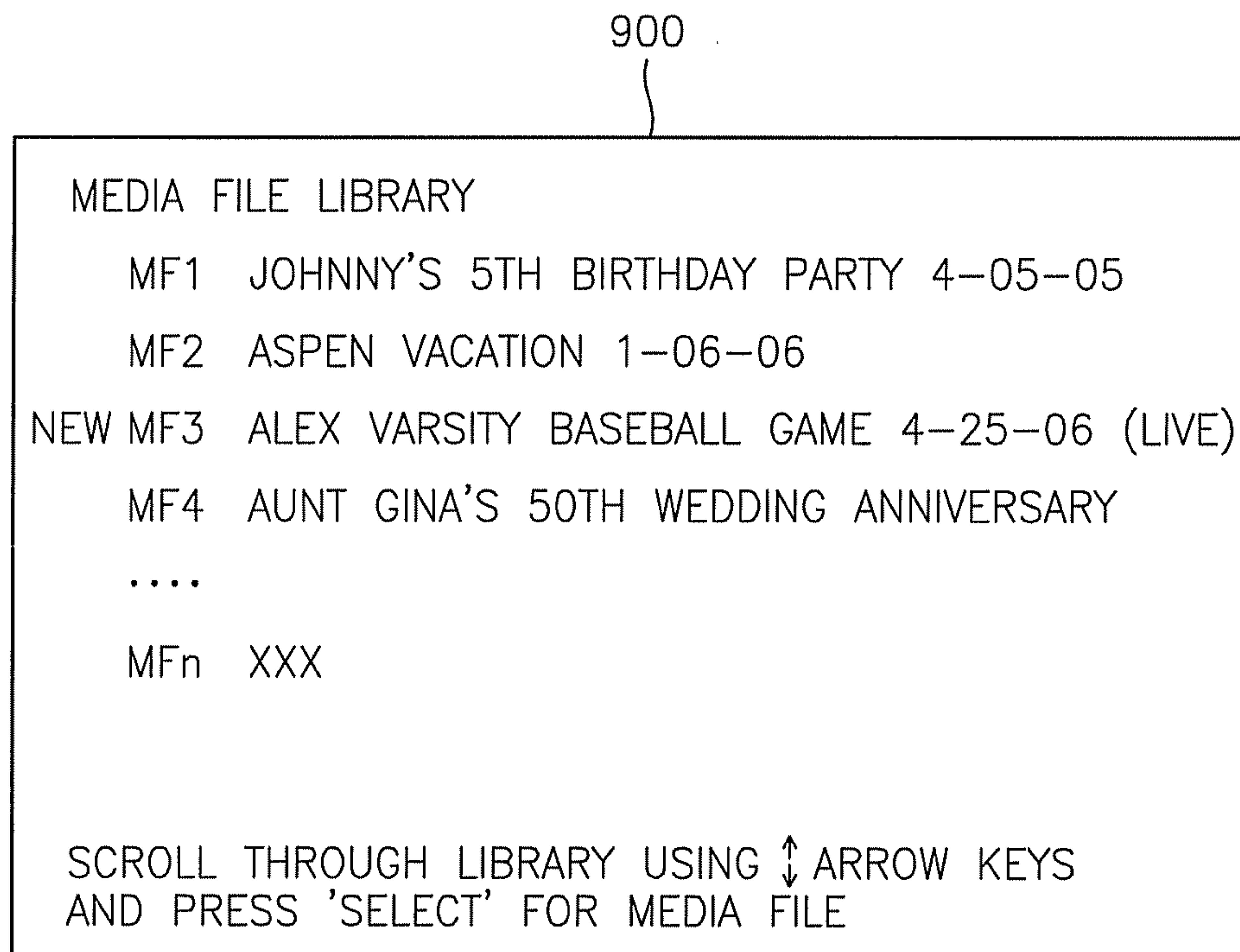


FIG. 7

*FIG. 8**FIG. 9*

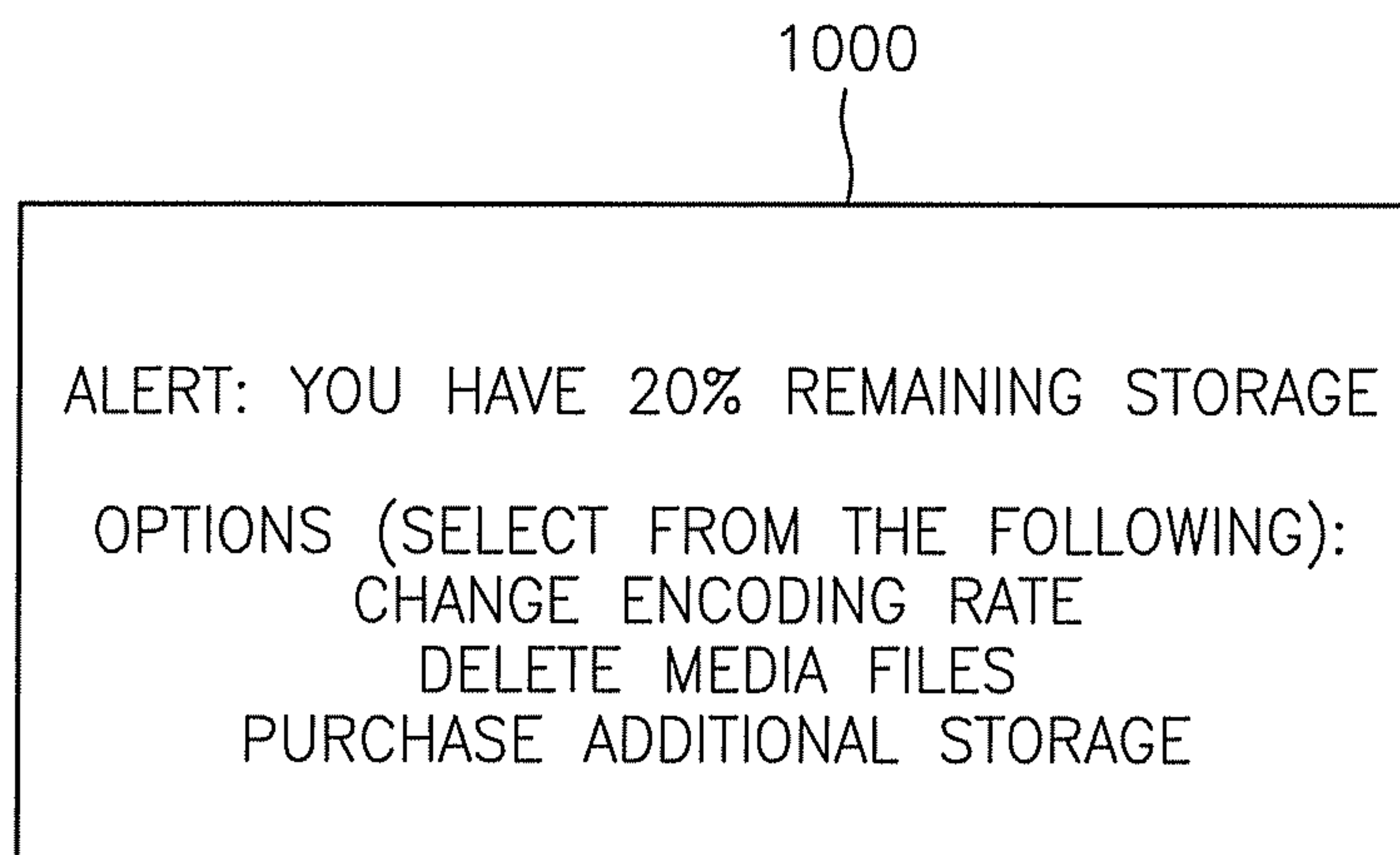


FIG. 10

1

**METHODS, DEVICES, SYSTEMS, AND
COMPUTER PROGRAM PRODUCTS FOR
MANAGING AND DELIVERING A LIVE
MEDIA STREAM**

CROSS-REFERENCE TO RELATED
APPLICATIONS

This application is related to commonly assigned U.S. patent application Ser. No. 11/744,975, entitled METHODS, SYSTEMS, AND COMPUTER PROGRAM PRODUCTS FOR PROVIDING CENTRALIZED MANAGEMENT AND DELIVERY SERVICES FOR MEDIA CONTENT, filed on May 7, 2007. This application is also related to commonly assigned U.S. patent application Ser. No. 11/744,970, entitled METHODS, DEVICES, SYSTEMS, AND COMPUTER PROGRAM PRODUCTS FOR MANAGING AND DELIVERING MEDIA CONTENT, filed on May 7, 2007. Each of the above-referenced applications is incorporated by reference herein in its entirety.

BACKGROUND

The present application relates generally to media delivery, and more particularly, to methods, devices, systems, and computer program products for managing and delivering a media stream.

Present devices allow for the capture of personal media that may be distributed via a variety of methods. Many of the current methods available for distributing personal media rely upon a device that requires a target viewer to utilize a personal computer to access a network (e.g., Internet). These current methods generally require several steps to implement. For example, a digital image is captured by a camera in its internal memory and subsequently transferred to storage on a personal computer. The digital image may then be retrieved from storage for viewing or transmitted electronically to designated recipients (e.g., via an email attachment). Alternatively, a digital image may be uploaded to a web site from a user's personal computer for long-term storage. One example of this is where a network storage service provider enables customers to upload their digital images, organize or categorize the images in some meaningful way, and retrieve the images as desired, and/or provide access to the images by other network users.

Video images, such as video content captured by a personal video recorder may be stored in a storage medium within the video recorder and later transferred to a computer or other display device for viewing. Thus, many of the current methods available provide distribution of the media subsequent to its capture and storage upon a storage device that is independent and distinct from the device which originally captured the media.

BRIEF SUMMARY

Exemplary embodiments include methods for managing and delivering a live media stream associated with a network-enabled media recording device. A method includes receiving a network address for transmitting the live media stream captured by the network-enabled media recording device. The method also includes assigning a user identification to the live media stream. The user identification is associated with the network-enabled media recording device. The method further includes transmitting the live media stream and user identification via the network-enabled media recording device over a network.

2

Additional exemplary embodiments include network-enabled media recording devices for managing and delivering a live media stream captured by the media recording device. A network-enabled media recording device includes a processor and a media management application executing on the processor. The media management application performs a method. The method includes receiving a network address for transmitting the live media stream captured by the network-enabled media recording device. The method also includes assigning a user identification to the live media stream. The user identification is associated with the network-enabled media recording device. The method further includes transmitting the live media stream and user identification via the network-enabled media recording device over a network.

Further exemplary embodiments include computer program products for managing and delivering a live media stream associated with a network-enabled media recording device. A computer program product includes instructions for causing a computer to implement a method. The method includes receiving a network address for transmitting the live media stream captured by the network-enabled media recording device. The method also includes assigning a user identification to the live media stream. The user identification is associated with the network-enabled media recording device. The method further includes transmitting the live media stream and user identification via the network-enabled media recording device over a network.

Other systems, methods, and/or computer program products according to embodiments will be or become apparent to one with skill in the art upon review of the following drawings and detailed description. It is intended that all such additional systems, methods, and/or computer program products be included within this description, be within the scope of the exemplary embodiments, and be protected by the accompanying claims.

BRIEF DESCRIPTION OF DRAWINGS

Referring now to the drawings wherein like elements are numbered alike in the several FIGURES:

FIG. 1 is a block diagram of a media file management system in exemplary embodiments;

FIG. 2 is a flow diagram describing a process for managing media content by a media recording device in exemplary embodiments;

FIG. 3 is a flow diagram describing a process for delivering a live media stream over a network in exemplary embodiments;

FIG. 4 is a display screen of a media recording device including options for taking action on a media file in exemplary embodiments;

FIG. 5 is a user interface screen depicting menu options for managing media files, accounts, and authorization information in exemplary embodiments;

FIG. 6 is a flow diagram describing a process for providing centralized media management services in exemplary embodiments;

FIG. 7 is a sample account record and media file directory created via the media file management system in exemplary embodiments;

FIG. 8 is a display screen including a sample communication transmitted via the media file management system in exemplary embodiments;

FIG. 9 is a display screen depicting a sample media file library and options provided by the media file management system in exemplary embodiments; and

FIG. 10 is a display screen depicting a sample alert and related options provided by the media file management system in exemplary embodiments.

The detailed description explains the exemplary embodiments, together with advantages and features, by way of example with reference to the drawings.

DETAILED DESCRIPTION OF EXEMPLARY EMBODIMENTS

Media management and delivery systems, devices, methods, and computer program products are provided in exemplary embodiments. In one embodiment, a host system provides centralized media management services including storage management and delivery of media content to a target receiving device. In another embodiment, a media recording device includes features for enabling the delivery and management of media content. In a further embodiment, a media recording device includes features to enable the delivery of near real-time media content.

Referring now to FIG. 1, a media file management system 100 will now be described in exemplary embodiments. The media file management system 100 includes a media recording device 110 configured to capture a media file by a user, and a media services system 105 in communication with the media recording device 110 via one or more networks 125 (referred to herein as “network”). As used herein, the term “media file” shall refer to any representation of media content, such as a transmitted or stored audio signal, video signal, or image signal, for example. In exemplary embodiments, the media file is a video media file. In another embodiment, the media file is a near real-time video media file. As used herein, the term “near-real time” shall refer to a nearly contemporaneous transmission and delivery of the media file, and that such delivery may include small delays as a result of transfer among multiple transmission paths, and confirmation of appropriate access authorization, as will be discussed further below.

In exemplary embodiments, the media services system 105 further includes a host system 130 in communication with the network 125. The host system 130 executes a media services application 103 for storing, managing, and distributing media files as described further herein. In exemplary embodiments, host system 130 may be implemented using any suitable high-speed microprocessor capable of handling the volume of activities provided by the features and functions of the media services system 105. Host system 130 may be accessed over the network 125 and may further include a security feature or firewall (not shown) in order to protect the integrity of the data stored within the media services system 105. Other security features are described further herein. In addition to the media management services described herein, the media services application 103 also includes an accounts management component 120, an authentication component 122, a media files management component 124, and an authorization component 126. The account management component 120 administers media management accounts (accounts) on behalf of various users. For example, the account management component 120 may be tasked with provisioning users, or groups of users (e.g., a family) with the services made available through the media management services described herein, which are further managed through account records established for each user or group of users. In addition, media devices associated with these users may be managed through the account management component 120. The authentication component 122 verifies the identities of users seeking to access or view media files. The media files management

component 124 manages media file storage for account users. The authorization component 126 controls access to the host system 130 or to the storage component. These components 120-126 are described further herein.

The host system 130 is in communication with a storage device 106. Storage device 106 stores media files captured by media recording devices, account records of individuals that subscribe to the media management services provided by the host system 130, as well as related information. Network 125 may employ various wireless communications and transmissions protocols, such as personal communications service (PCS), WiFi, Ultrawideband, Bluetooth, and satellite transmission, as well as different wireline protocols, such as telephone communications, cable communications and power line communications, to name a few. In exemplary embodiments, the host system 130 includes a location address, e.g., a uniform resource locator (URL), to make it available to any media file receiving device (e.g., media file receiving devices 150A-150C) that has capability to access the network 125.

For purposes of illustration, media file receiving device 150A is a general-purpose computer, media file receiving device 150B is a television, and media file receiving device 150C is a mobile wireless media player (e.g., MP3 player). These devices are also referred to herein as “receiving devices.” In exemplary embodiments, each of receiving devices 150A-150C includes a network interface for enabling the respective receiving devices to communicate with the host system 130 and/or media recording device 110 over network 125. For example, the network interface of receiving device 150A may include a modem. Receiving device 150B may communicate over network 125 via an Internet Protocol-enabled set top box (STB) interface 140. Receiving device 150C may include a network card or similar means that enables communications over network 125.

While embodiments have been described having at least one of a television, a personal computer, and a mobile media player as receiving devices 150, it will be appreciated that the scope of the invention is not so limited, and that the invention may also apply to media file management systems that include other devices (e.g., cellular telephones, personal digital assistants, etc.) capable of accessing network 125, such as via a URL for example, and to display media files.

In exemplary embodiments, STB 140 is in communication with an interface device 160, such as a remote control, as one of many possible implementations, for example. The interface device 160 may be configured to allow entry of an access code for the selection of a personal channel. A personal channel may be a channel created by an account holder via the media services application 103. The personal channel may include a customizable selection of media files and media content that include one or more stored media files and near real-time media files. In exemplary embodiments, a display adapter on receiving devices 150A-150C may be configured to visually or audibly distinguish the availability of the stored media file from the near real-time media file. For example, live media files may be distinguished visually by applying characteristics, such as blinking or flashing, underlining, color or tone differences, etc.

It will be appreciated that the user of media recording device 110 may desire to limit, or restrict the access by others to the media file. This may be accomplished, e.g., by creating an authorization requirement to be associated with the media file. The authorization requirement may control to whom access to the media file is granted. In one exemplary embodiment, the authorization requirement is implemented by authorization settings provided via the authorization component 126. The authorization settings may specifically identify

a target viewer (e.g., one or more of receiving devices **150A-150C**) for which access to a media file may be granted. In another exemplary embodiment, the authorization requirement may be implemented by assigning an access code to a media file (e.g., via the authorization settings of component **126**) and then forwarding the access code to a target viewer, e.g., by email. In exemplary embodiments, in response to the identity associated with the target viewer meeting the authorization requirement, the media recording device **110** is configured to make available to the receiving devices **150A-150C** access to the media file via network **125**. In another embodiment, a media services application **103** is configured to store and distribute the set of media files in accordance with the authorization requirement.

In exemplary embodiments, the host system **130**, via media services application **103**, is receptive of the media file, the authorization requirement, a request by the target viewer to access the media file, and the identity associated with the target viewer, and is configured to confirm that the identity associated with the target viewer meets the authorization requirement via, e.g., the authentication component **122** of the media services application **103**. In response to confirming that the identity associated with the target viewer is in accordance with, or meets the authorization requirement associated with the media file, the host system **130** is configured to make available to the receiving devices **150A-150C** access to the media file. In exemplary embodiments, the identity associated with the target viewer via the receiving device **150** is a globally unique identifier (GUID). The GUID is associated with, and uniquely identifies, the receiving device **150**. Correspondingly, a target viewer may be identified via a receiving device GUID. Alternatively, the identity may be a MAC address, IP address, etc. It will be further appreciated that, in a similar fashion, an identity associated with the user may allow access by the user to a set of media files stored, e.g., in storage device **106** in accordance with the authorization requirement associated with the set of media files. Further, the identity associated with the user may define the personal channel into which the media files are stored, and may be assigned via the media recording device **110**, as will be described further below.

In exemplary embodiments, the user may purchase or otherwise obtain an amount of storage space within the storage device **106** of host system **130** to be used for the storage of media files within the personal channel. In exemplary embodiments, access to the personal channel of the user may be granted to the target viewer following successful entry of an access code, e.g., via the interface device **160**. In another embodiment, access to media files stored within the personal channel will be granted to the target viewer according to the authorization requirement associated with the media file and the identity associated with the target viewer via the receiving device **150**.

The media recording device **110** includes a media recording structure as may be found in current media recording systems. The media recording device **110** further includes a computer processor **111** in communication with other components of the media recording device **110**. In exemplary embodiments, the processor **111** executes a media management application **116** for facilitating the media management activities described herein.

In exemplary embodiments, the media recording device **110** further includes a transmitter **112** configured to transmit communication signals, including the media file, the authorization requirement associated with the media file, and the identity associated with the user. In exemplary embodiments, the transmitter **112** is configured to transmit the media file, the

authorization requirement associated with the media file, and the identity associated with the user and/or target receiving device via a communications path, e.g., wireless or wireline network connection. In exemplary embodiments, the transmitter **112** is configured to transmit a near-real time media file to the network **125**.

In exemplary embodiments, the media recording device **110** also includes a receiver **113**, configured to receive communication signals, including media files that may be stored in storage device **106**, as well as other communication signals.

While embodiments have been described with a media recording device **110** having a separate receiver **113** and transmitter **112**, it will be appreciated that the scope of the embodiments is not so limited, and that the embodiments may also apply to media recording devices having other means to transmit and receive media files, such as a transceiver, for example.

In exemplary embodiments, a signal detection component **119** implemented by the media recording device **110** may be configured to determine and compare signal strengths of available networks (e.g., network within signaling range of the media recording device **110**), and to select one of the available networks based upon that which has the stronger signal according to the signal strength comparison. The signal detection component **119** may be implemented using signal detection theory techniques (e.g., signal-to-noise ratio analysis) as will be appreciated by those skilled in the art. In exemplary embodiments, the media management application **116** is configured to select the connection based upon one of a number of criteria. For example, criteria for selecting a network for transmitting a media file may include: the connection manner that has the greater bandwidth capability, the connection manner that is able to provide the most efficient transfer of the media file, and that which is able to provide the transfer of the media file with the lowest service cost to the user. In exemplary embodiments, the media management application **116** is configured to assign the identity associated with the user of the media recording device **110**.

In exemplary embodiments, the media recording device **110** further includes a user interface in communication with the media recording device **110**. The user interface includes an input component **114** (e.g., a keyboard, data entry device, etc.) and an output component **115** (e.g., display screen, sound card, etc.). The user interface may be configured via the media management application **116** to display the media file, configuration settings related to the media recording device **110**, and to be responsive to user input. In exemplary embodiments, the user interface is configured to allow user input of information related to the media file. For example, the user may utilize the user interface to create a title or descriptor related to the media file, so that the ease of subsequent identification of the media file may be enhanced, particularly among other media files that may be stored within the storage device **106** and/or media recording device **110**. A descriptor provides information relating to the media file, such that the media file can be easily distinguished among other media files. The descriptor may be implemented as embedded content within the media file itself using, e.g., MPEG or other standards. In exemplary embodiments, the media recording device **110** is configured to communicate with the host system **130** via the transmitter **112** and the receiver **113**. In exemplary embodiments, the output component **115** of the user interface is configured to display any media files stored in storage device **106** for which access has been granted to the identity associated with the user of the media recording device **110**.

While embodiments of the media recording device **110** have been depicted having an integrated user interface, it will be appreciated that the scope of the embodiments is not so limited, and that the embodiments may also apply to media recording devices that are in communication with the user interface via other way, such as a user interface that is detached from the media recording device **110** and is in wireline or wireless communication with the media recording device **110**, for example.

In exemplary embodiments, the media management application **116** is configured to assign a unique identity associated with the media recording device **110** that will be matched to the location address (e.g., URL) of the personal channel, or account associated with the user. However, it will be appreciated that it may be desirable to allow the user to assign, or change, the association between the media recording device **110** and the personal channel. For example, if the media recording device **110** is destroyed during a vacation, the user may quickly acquire a new media recording device **110**, and appropriately enter the location address (e.g., URL) assignment via the user interface. As a second example, multiple users, having multiple location addresses (e.g., URLs) associated with multiple personal channels, may desire to share the same media recording device **110**. As a third example, an amount of storage space within storage device **106** that is assigned to a particular personal channel may be shared and allocated among multiple users. In exemplary embodiments, the media management application **116** allows entry of an access code via the user interface, such as a user name and password combination, for example, to appropriately assign the association of the media recording device **110** with the corresponding personal channel.

In exemplary embodiments, media recording devices may be assigned to one account record (e.g., where one account includes one or more individuals and one or more media recording devices). In alternative exemplary embodiments, a single media recording device may be assigned to multiple users. The media account records may be configured to permit authorized account members to establish permissions with respect to the media management activities described herein. For example, a parent on an account may permit a junior account member to view media files stored in storage device **106** but not transmit media files.

While embodiments have been described using a combination of user name and password to assign the association of the media recording device **110**, it will be appreciated that the scope of the embodiments is not so limited, and that the embodiments may also apply to media recording devices that may use other identification methods to assign the association of the media recording device to the personal channel, such as a fingerprint reader, and an iris scanner, for example.

It will be appreciated that a viewer of the media file (to whom access has been granted) may desire to communicate with the user of the media recording device **110** via a target receiving device (e.g., one of receiving devices **150A-150C**). For example, a grandparent viewing a near real-time media file of a grandchild's sporting event may have a comment of encouragement to be passed on to the grandchild. In exemplary embodiments, the media recording device **110** further includes an instant messaging client **117** configured to receive and send instant messages via the transmitter **112** and the receiver **113**. In exemplary embodiments, the user interface is configured to display and compose instant messages via the input component **114** and the output component **115**. In exemplary embodiments, the receiver **113** is configured to make available to the instant messaging client **117** instant messages received by the media recording device **110** and the

transmitter **112** is configured to transmit instant messages made available by the instant messaging client **117**. In exemplary embodiments, at least one of the receiving devices **150A-150C** include an instant messaging client (not shown) configured to make available instant messages between the media recording device **110** and a respective display component of the receiving devices via network **125**.

In exemplary embodiments, the media services application **103** manages the amount of storage space within storage device **106** that is assigned to the account of the user. It will be appreciated that as media files are transmitted from the media recording device **110** to the host system **130**, an amount of remaining storage space available on the host system **130** may continue to decrease. In exemplary embodiments, media management application **116** is configured to receive information provided by the host system **130** related to the amount of remaining storage space, such as to alert the user to a diminishing amount of remaining storage space, for example. A sample alert is shown in FIG. **10**. The receiver **113** is configured to make the alert available to the user via the output component **115** of the user interface. In exemplary embodiments, the alert is a display. In another embodiment, the alert is all instant message. In exemplary embodiments, the alert will notify the user of the amount of remaining storage space in the storage device **106**. In exemplary embodiments, the alert will notify the user of an amount of time remaining that corresponds to an encoding rate at which the media file is currently being captured, as well as an amount of time remaining that corresponds to alternate encoding rates available for selection by the user.

In exemplary embodiments, subsequent to receipt of the alert, the media management application **116** allows the user, via the input component **114**, to select a response to the alert regarding the diminishing amount of remaining storage space. The user may elect to continue making available the media file at the current encoding rate, which will effectively make no change in a duration of the media file that remaining amount of storage space can hold. The user may also elect to begin making available the media file at a reduced encoding rate, which will effectively increase the duration of the media file that the remaining amount of storage space can hold. The user may also elect to purchase an additional amount of storage space, thereby increasing the amount of assigned storage space as well as a length of time that the media file may be stored in storage device **106**. In exemplary embodiments, the user will be able to purchase the additional amount of storage space via any device configured to access one of the personal channel and the Internet, such as a personal digital assistant, cell phone, personal computer, and set-top box, for example. The user may also elect to remove any of the set of media files stored in storage device **106**, thereby increasing the amount of remaining storage space, as well as a duration of the media file that can be stored in storage device **106** of host system **130**. In exemplary embodiments, the user may preview the media file prior to removal from the storage device **106** via the output component **115** of the user interface.

In exemplary embodiments, the user may select a default response to a shortage of remaining storage. In exemplary embodiments, the default response will include at least one of deleting media files based upon the file creation date, deleting media files based upon time elapsed subsequent to the last access date, deleting media files based upon the media file size, and deleting media files based upon a user assigned priority.

It will be appreciated that in some circumstances, the media recording device **110** may not be able to establish a connection with the host system **130** via the network **125**. In

exemplary embodiments, the media recording device **110** further includes a storage component **118** configured to store media files. In exemplary embodiments, the storage component of host system **130** is a magnetic media storage device, such as a hard disc drive, for example. In exemplary embodiments, the storage component **118** is a solid state storage device, including non-volatile solid state memory circuits. The storage component **118** allows the media file to be stored and subsequently transmitted to the host system **130** for storage and distribution.

While embodiments have been described having magnetic media or solid state storage devices, it will be appreciated that the scope of the embodiments is not so limited, and that the embodiments may also apply to media recording devices that have other devices configured to store media files.

In exemplary embodiments, the storage component **118** is configured to provide temporary storage of the near real-time media file prior to transmission to the network **125**. Use of the temporary storage, often known as “caching” in the art, can provide time for the user to select the appropriate response following the alert notifying the user of the diminishing amount of remaining allocated storage space in storage device **106**, as discussed above. Further, in exemplary embodiments, the user interface is configured to display the media files stored on the storage component **118** via the media management application **116**.

In exemplary embodiments, the storage component **118** is configured to function as a server to store and distribute the media files, and may allow any of the receiving devices **150A-150C**, absent a connection to the host system **130**, to connect to the storage component **118** of the media recording device **110** via network **125**. This is a connection type often known in the art as a peer-to-peer connection. In exemplary embodiments, the receiving device **150** is in communication with the network **125** and is configured to request access to the media files. In exemplary embodiments, the media management application **116** receives a request for access to any of the set media files stored in the storage component **118** from the receiving device **150** via receiver **113** and transceiver **120**, absent connection through the host system **130**. The media management application **116** confirms that the identity associated with the target viewer meets the authorization requirement, or to confirm the authorization of the request to access the media file. In exemplary embodiments, the confirmation of the authorization is performed by comparing a set of identities, defined by the authorization requirement, to whom access is granted, with the identity associated with target viewer originating the request. In response to confirmation of authorization of the request, the media management application **116** permits access, via the transmitter **112** and receiver **113** to the requested media file. It will be appreciated that a request for access to the media file may be made that has not been previously authorized for access, and that the user of the media recording device **110** may desire to grant such access. In exemplary embodiments, the user interface is configured to allow the user to provide authorization of the request that was not previously authorized.

In exemplary embodiments, the receiving devices **150A-150C** are configured to display a media file library indicating a selection of media files that allows the target viewer to select one of the media files that are stored in storage device **106**, the media files stored in the storage component **118**, and the near-real time media file. In exemplary embodiments, the receiving devices **150** are configured to distinguish the selection of the media files stored in storage device **106**, the media files stored in the storage component **118**, and the near-real time media file. In exemplary embodiments, the receiving

devices **150** are configured to distinguish the different media files via visual and/or audio attributes, such as color, intensity, and additional symbols, for example.

In exemplary embodiments, the personal channel may be configured to allow capture of the media file. For example, while the viewer is accessing the media file, they may also record a copy of the media file to a digital video recorder (DVR), and subsequently copy the media file to a digital video disc (DVD)/digital versatile disc (DVD) for subsequent viewing.

It will be appreciated that access to the media file may be commercially desirable. For example, if the user is located at a news-making event, target viewers may be willing to compensate the user for access to the media file. In exemplary embodiments, the user interface in conjunction with the media management application **116**, the transmitter **112** and the receiver **113**, is configured to access an online merchant, such as an online auction merchant, for example, via the network **125** and to offer for sale access to the media file. The media management application **116** enables the user to receive an offer for purchase of access to the media file, accept the offer for purchase, and grant access, or make available access to the purchased media file.

While embodiments have been described as offering for sale access to the media file the via an online auction merchant, it will be appreciated the scope of the embodiments is not so limited, and that the embodiments may also apply to media recording devices that may offer access to the media files via alternate means, such as by an electronic storefront, or agreement via instant message, for example.

Turning now to FIG. 2, a flow diagram describing a process for managing media content by a media recording device will now be described in exemplary embodiments. At operation **202**, a media recording device (e.g., media recording device **110**) captures media content (e.g., a live event) via a media recording structure disposed therein. At operation **204**, a user identification (ID) is assigned to a media file that comprises the media content. In exemplary embodiments, the media file represents a digitized version of the media content. The user ID specifies an identity of a user of the media recording device **110** (e.g., an individual who is capturing the media content via the media recording device **110**). The user ID may be assigned to the media file via, e.g., electronic tag or other structure for associating a media file with additional data elements. The media management application **116** includes a user interface for enabling user inputs to the media recording device **110**. The user interface provides selectable options, e.g., on the output component **115**, such as a display of the media recording device. A sample display screen is shown in FIG. 4. In exemplary embodiments, a descriptor may be created for the media file at operation **205**. The descriptor may be added by selecting an option ADD DESCRIPTOR **410** in window **402** of FIG. 4.

At operation **206**, it is determined whether a media file that is stored in storage component **118** of media recording device **110** is to be transmitted, e.g., over network **125**. This determination may be made by the user via, e.g., the user interface of media recording device (e.g., input keys, voice commands, etc.). As shown in the display screen **400** of FIG. 4, the user may select the option, TRANSMIT FILE **404** provided in the window **402** of the display screen **400**.

In alternative exemplary embodiments, the determination may be made in response to a request from one of receiving devices **150A-150C** to access the media file. In either case, if it is determined that the media file will not be transmitted at

11

operation **206**, it may be stored in storage device **118** by the user if desired at operation **208** (e.g., by selecting the option **SAVE 406** in window **402**).

If, however, it is determined that the media file is to be transmitted at operation **206**, one or more destination addresses for transmitting the media file are received at operation **210**. The destination address includes, e.g., a URL or a similar location-addressable element that identifies a receiving device (e.g., one receiving devices **150A-150C**) or a network storage facility (e.g., host system **130**).

As indicated above, the media management application **116** may be configured to select an optimum communication path for transmitting the media file. This feature may be implemented, e.g., via the option **TRANSMIT FILE 404** or in response to user selected preferences as described further in FIG. **5**. If this feature is selected, the signal detection component **119** of the media recording device **110** analyzes the signal strength of any available, or identified, communication paths at operation **212**.

At operation **214**, the signal detection component **119** determines whether there are any available communication paths. If not, the media file may be stored locally in storage component **118** at operation **216**, and the process returns to operation **212** whereby the signal detection component **119** continues to monitor signals from available networks.

At operation **218**, if more than one available communication path is determined, the signal quality of each path is compared by the signal detection component **119**. From this comparison, an optimal communication path is determined by the signal detection component **119** at operation **220**, based upon any one or more of criteria described above with respect to FIG. **1**. The media file is then transmitted from the media recording device **110** to the destination address via the optimal communication path at operation **222**. Alternatively, if only a single communication path is determined from operation **214**, the media file is transmitted at operation **222** via the available communication path.

As described above with respect to FIG. **1**, the media recording device **110** is configured to manage and deliver live media streams captured by the device **110** to designated network elements. Turning now to FIG. **3**, a flow diagram describing a process for delivering a live media stream over a network will now be described in exemplary embodiments.

At operation **302**, one or more network addresses for transmitting a live media stream are received at the media recording device **110**. At operation **304**, a user identification (ID) is assigned to the live media stream. The network address and/or user ID may be provided, e.g., via user input to the user interface of media recording device **110** (e.g., via the option **TRANSMIT LIVE 408** in the window **402** of FIG. **4**, or by entering user preferences in response to a menu of options as described further in FIG. **5**).

If the network address corresponds to a target receiving device (or final destination device), such as one of receiving devices **150A-150C**, the live media stream is transmitted to the target receiving device **150** over a network (e.g., a peer-to-peer network) in near real time at operation **306**. If the network address corresponds to a network storage facility (e.g., media services system **105**), the live media stream may be transmitted to the network storage facility at operation **308**, along with an authorization requirement for providing access to a target receiving device (or final destination device), such as one of receiving devices **150A-150C** at operation **310**. A notification is generated and transmitted to the target receiving device at operation **312**. A sample notification is shown in FIG. **8**. As described above, the live media

12

files may be distinguished from the stored media files. This feature is shown and described further in FIG. **9**.

As indicated above, media management and related services may include providing options for enabling a user of media recording device **110**, or authorized individual, to establish preferences with respect to authorization, account management, and storage management. The media management services include a user interface for this purpose as shown in FIG. **5**. A user interface screen **500** depicting menu options for managing media files and account information is shown in FIG. **5**. The selectable menu options correspond generally to the components **120-126** described above in FIG. **1**. The menu options include **AUTHORIZATION REQUIREMENTS 502**, **ACCOUNT INFORMATION 504**, **DEVICE INFORMATION 505**, **ACCOUNT PREFERENCES 506**, and **MEDIA FILES 508**. The user interface screen **500** may be presented to the user via, e.g., output component **115** of media recording device **110** or via a Web interface provided to, e.g., one of receiving devices **150A-150C**, where the receiving device **150** is under the operation or control of the user. The option, **AUTHORIZATION REQUIREMENTS 502** enables a user to add, change, or delete an authorization requirement.

The user may also add, change, or delete users who may be associated with the account to which the user is assigned via the **ACCOUNT INFORMATION** option **504**. Likewise, a user may add, change, or delete devices associated with the account via the **DEVICE INFORMATION** option **505**. In further exemplary embodiments, the user may select storage preferences and transmission preferences via the option, **ACCOUNT PREFERENCES 506**. The storage preferences may provide instructions for determining the conditions for which an alert regarding available storage may be transmitted as described above with respect to FIG. **1**. A sample alert is shown in FIG. **10**. The transmission preferences may provide instructions for selecting a communications path for transmitting media files as described above with respect to FIG. **1**. The **MEDIA FILES** option **508** enables a user to view a listing of media files stored locally in storage component **118**, stored in storage device **106**, or both. In addition, this option **508** enables a user to preview files, e.g., before making a determination to delete a media file from storage device **106**. When this option is selected, a portion of a selected media file in the listing may be streamed from the storage device **106** to the media recording device **110**. In alternative exemplary embodiments, a portion of each media file may be stored locally in storage component **118** and presented upon selection.

As indicated above, media services system **105** provides centralized media management services to account members (e.g., a user of media recording device **110**). Turning now to FIG. **6**, a flow diagram describing a process for providing centralized media management services will now be described in exemplary embodiments.

A new account is initiated upon a request by an individual to receive the media services via the account management component **120** of the media services application **103**. At operation **602**, an account record is created for the individual (e.g., user of media recording device **110**). A sample account record and media file directory are shown and described in FIG. **7**. An account identification (ID) is stored in the account record at operation **604**. The account ID differentiates the account from other accounts serviced by the media services system **105**. A user ID may be generated for the account as well. The user ID differentiates the user from other users within the same account. At operation **606**, the account ID is mapped to storage space via a media file directory allocated in

storage device **106** for the account. As shown in FIG. 7, for example, the account ID of the account record **700** is used as a key for mapping the account with the allocated storage space via media file directory **702**. In alternative exemplary embodiments, a user may request that an authorization requirement established for a particular target receiving device **150** and/or user be mapped to specified media files stored in the allocated storage space of storage device **106**. This optional mapping is shown in FIG. 7 for purposes of illustration.

At operation **608**, a user interface is presented to the user with menu options for managing accounts, devices, media files, and authorization settings. The menu options may be presented, e.g., via the user interface screen **500** shown in FIG. 5. At operation **610**, selections entered by the user are received and the selections are stored in the account record **700** at operation **612**.

As indicated above, a target receiving device (e.g., one of receiving devices **150A-150C**) may be presented with a notification of a new media file to which the receiving device **150** has been identified in the authorization requirement (e.g., via the communication shown in display screen **800** of FIG. 8) or may request access to a media file via an input component of the receiving device **150**. Upon successful authorization of the receiving device **150** by the host system **130** via, e.g., the authorization component **126**, a library or listing of media files associated with the authorization requirement and receiving device **150** may be presented to a user of the receiving device **150**. A sample media file library is shown in FIG. 9.

Turning now to FIG. 9, a display screen **900** depicting a sample media file library and options provided by the media file management system **100** will now be described in exemplary embodiments. The media file library lists media files MF1-MFn associated with the receiving device **150**. As indicated above, the live media files may be distinguished from the stored media files by ways, such as color, symbol, brightness, audio signal, etc. As shown in the display screen **900** of FIG. 9, a live media file is distinguished by the element (LIVE) following the descriptor, ALEX VARSITY BASEBALL GAME 4-25-06. The display screen **900** also includes instructions for guiding a user through the library.

As indicated above, a user may select preferences establishing conditions upon which a storage alert may be transmitted. A display screen **1000** depicting a sample notification and related options provided by the media file management system is shown in FIG. 10. A user may select from the available options as shown in display screen **1000** and as described above with respect to FIG. 1.

As described above, the exemplary embodiments can be in the form of computer-implemented processes and apparatuses for practicing those processes. The exemplary embodiments can also be in the form of computer program code containing instructions embodied in tangible media, such as floppy diskettes, CD ROMs, hard drives, or any other computer-readable storage medium, wherein, when the computer program code is loaded into and executed by a computer, the computer becomes an apparatus for practicing the exemplary embodiments. The exemplary embodiments can also be in the form of computer program code, for example, whether stored in a storage medium, loaded into and/or executed by a computer, or transmitted over some transmission medium, loaded into and/or executed by a computer, or transmitted over some transmission medium, such as over electrical wiring or cabling, through fiber optics, or via electromagnetic radiation, wherein, when the computer program code is loaded into an executed by a computer, the computer becomes an appa-

atus for practicing the exemplary embodiments. When implemented on a general-purpose microprocessor, the computer program code segments execute specific microprocessor machine instructions. The computer program product code could also be implemented using electronic logic circuits or a microchip.

While the invention has been described with reference to exemplary embodiments, it will be understood by those skilled in the art that various changes may be made and equivalents may be substituted for elements thereof without departing from the scope of the invention. In addition, many modifications may be made to adapt a particular situation or material to the teachings of the invention without departing from the essential scope thereof. Therefore, it is intended that the invention not be limited to the particular embodiments disclosed for carrying out this invention, but that the invention will include all embodiments falling within the scope of the claims. Moreover, the use of the terms first, second, etc. do not denote any order or importance, but rather the terms first, second, etc. are used to distinguish one element from another. Furthermore, the use of the terms a, an, etc. do not denote a limitation of quantity, but rather denote the presence of at least one of the referenced item.

What is claimed is:

1. A method, comprising:

capturing, by a recording element on a network-enabled media recording device, a live media stream;

receiving, at the network-enabled media recording device, a network address for transmitting the live media stream;

assigning a user identification to the live media stream, the user identification associated with an operator of the network-enabled media recording device;

selecting, by the network-enabled media recording device, a communication path for transmitting the live media stream, the communication path representing one of a number of identified communication paths available for transmitting the live media stream and user identification, the communication path selected as determined to have a higher signal quality than signal qualities of others of the identified communications paths;

transmitting, by the network-enabled media recording device, the live media stream and user identification over the communication path, and

transmitting, from the network-enabled media recording device, an offer to sell a media file comprising the live media stream over the communication path;

wherein the communication path is associated with a target receiving device, the method further comprising:

receiving an instant message from the target receiving device in response to transmitting the live media stream; and

associating the instant message with the live media stream.

2. The method of claim 1, wherein the network address is associated with a target receiving device.

3. The method of claim 1, further comprising:

receiving an acceptance in response to the offer over the communication path; and

transmitting an authorization to a financial institution via the network-enabled media recording device, to provide financial account information of a seller to an entity providing the acceptance.

4. The method of claim 1, further comprising:

creating a media descriptor for the media file, the media descriptor providing descriptive information relating to the media file; and

storing the media descriptor with the media file.

15

5. The method of claim 1, wherein the transmitting the offer is implemented by an instant messaging application executing on the network-enabled media recording device.

6. The method of claim 1, wherein the communication path is a wireless network.

7. A network-enabled media recording device, comprising: a media recording structure including a computer processor; and

a media management application executing on the computer processor, the media management application implementing a method, comprising:

capturing, by a recording element on the media recording structure, a live media stream;

receiving a network address for transmitting the live media stream;

assigning a user identification to the live media stream, the user identification associated with an operator of the network-enabled media recording device;

selecting a communication path for transmitting the live media stream, the communication path representing one of a number of identified communication paths available for transmitting the live media stream and user identification, the communication path selected as determined to have a higher signal quality than signal qualities of others of the identified communications paths;

transmitting the live media stream and user identification over the communication path;

storing the live media stream on a storage device containing storage space, the media management application allocating a limited portion of the storage space to the operator; and

transmitting, from the network-enabled media recording device, an offer to sell a media file comprising the live media stream over the communication path;

wherein the communication path is associated with a target receiving device, the method further comprising:

receiving an instant message from the target receiving device in response to transmitting the live media stream; and

associating the instant message with the live media stream.

8. The network-enabled media recording device of claim 7, wherein the network address is associated with a target receiving device.

9. The network-enabled media recording device of claim 7, wherein the media management application further performs: receiving an acceptance in response to the offer over the communication path; and

transmitting an authorization to a financial institution via the network-enabled media recording device, to provide financial account information of a seller to an entity providing the acceptance.

16

10. A computer program product comprising a non-transitory storage medium having instructions embodied thereon, which when executed by a computer cause the computer to implement a method, the method comprising:

capturing, by a recording element on a network-enabled media recording device, a live media stream;

receiving a network address for transmitting a live media stream captured by the computer, the computer being part of the network-enabled media recording device;

assigning a user identification to the live media stream, the user identification associated with an operator of the network-enabled media recording device;

selecting a communication path for transmitting the live media stream, the communication path representing one of a number of identified communication paths available for transmitting the live media stream and user identification, the communication path selected as determined to have a higher signal quality than signal qualities of others of the identified communications paths;

transmitting the live media stream and user identification over the communication path;

receiving an access code from the operator of the network-enabled media recording device, the access code configured to restrict access to the live media stream to target viewers; and

transmitting, from the network-enabled media recording device, an offer to sell a media file comprising the live media stream over the communication path;

wherein the communication path is associated with a target receiving device, the method further comprising:

receiving an instant message from the target receiving device in response to transmitting the live media stream; and

associating the instant message with the live media stream.

11. The computer program product of claim 10, wherein the network address is associated with a target receiving device.

12. The computer program product of claim 10, further comprising instructions for performing:

receiving an acceptance in response to the offer over the communication path; and

transmitting an authorization to a financial institution via the network-enabled media recording device, to provide financial account information of a seller to an entity providing the acceptance.

13. The computer program product of claim 10, further comprising instructions for implementing:

creating a media descriptor for the media file, the media descriptor providing descriptive information relating to the media file; and

storing the media descriptor with the media file.

* * * * *