



US008670597B2

(12) **United States Patent**
Petrou et al.

(10) **Patent No.:** **US 8,670,597 B2**
(45) **Date of Patent:** **Mar. 11, 2014**

(54) **FACIAL RECOGNITION WITH SOCIAL NETWORK AIDING**

6,408,293 B1 6/2002 Aggarwal et al.
7,113,944 B2 9/2006 Zhang et al.
7,421,155 B2 9/2008 King et al. 382/312

(75) Inventors: **David Petrou**, Brooklyn, NY (US);
Andrew Rabinovich, San Diego, CA (US);
Hartwig Adam, Marina del Rey, CA (US)

(Continued)

FOREIGN PATENT DOCUMENTS

(73) Assignee: **Google Inc.**, Mountain View, CA (US)

CN 101375281 A 2/2009
DE 10245900 A1 4/2004 G06F 17/30

(Continued)

(*) Notice: Subject to any disclaimer, the term of this patent is extended or adjusted under 35 U.S.C. 154(b) by 340 days.

OTHER PUBLICATIONS

(21) Appl. No.: **12/851,473**

Zak Stone, Todd Zickler and Trevor Darrell, "Autotagging Facebook: Social Network Context Improves Photo Annotation" IEEE Computer Society Conference on Computer Vision and Pattern Recognition Workshops, Jun. 2008, pp. 1-8.*

(22) Filed: **Aug. 5, 2010**

(Continued)

(65) **Prior Publication Data**

US 2011/0038512 A1 Feb. 17, 2011

Primary Examiner — Eric Rush

Related U.S. Application Data

(74) *Attorney, Agent, or Firm* — Fish & Richardson P.C.

(60) Provisional application No. 61/232,397, filed on Aug. 7, 2009, provisional application No. 61/370,784, filed on Aug. 4, 2010.

(57) **ABSTRACT**

(51) **Int. Cl.**
G06K 9/00 (2006.01)

A facial recognition search system identifies one or more likely names (or other personal identifiers) corresponding to the facial image(s) in a query as follows. After receiving the visual query with one or more facial images, the system identifies images that potentially match the respective facial image in accordance with visual similarity criteria. Then one or more persons associated with the potential images are identified. For each identified person, person-specific data comprising metrics of social connectivity to the requester are retrieved from a plurality of applications such as communications applications, social networking applications, calendar applications, and collaborative applications. An ordered list of persons is then generated by ranking the identified persons in accordance with at least metrics of visual similarity between the respective facial image and the potential image matches and with the social connection metrics. Finally, at least one person identifier from the list is sent to the requester.

(52) **U.S. Cl.**
USPC **382/116**; 382/100; 382/115; 382/118;
382/181

(58) **Field of Classification Search**
USPC 382/100, 115–119, 124, 181, 305, 306,
382/325

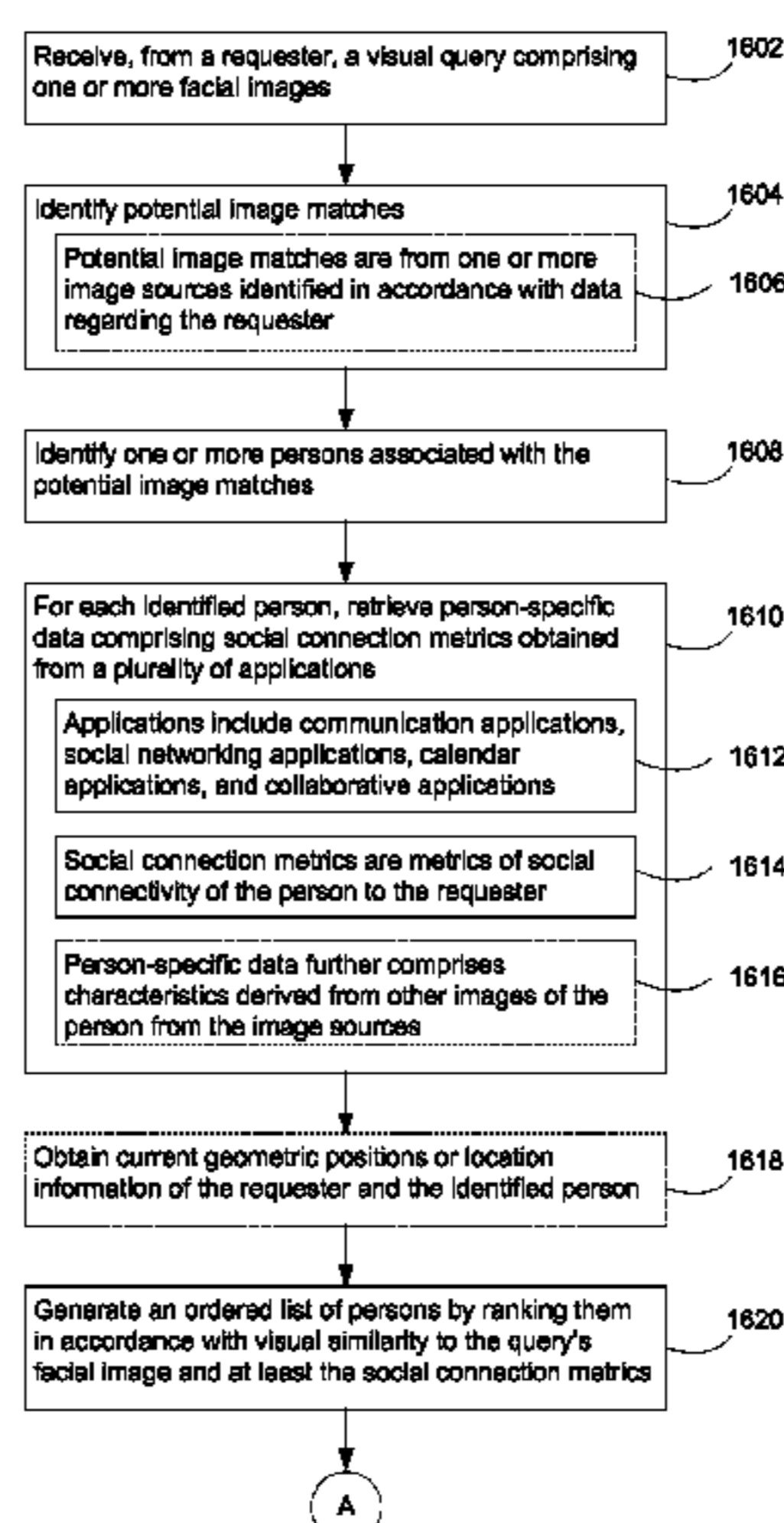
See application file for complete search history.

(56) **References Cited**

U.S. PATENT DOCUMENTS

5,615,384 A 3/1997 Allard et al.
5,764,799 A 6/1998 Hong et al.
6,137,907 A 10/2000 Clark et al.
6,363,179 B1 3/2002 Evans et al. 382/309

18 Claims, 20 Drawing Sheets



(56)

References Cited

U.S. PATENT DOCUMENTS

7,668,405	B2 *	2/2010	Gallagher	382/305
7,917,514	B2	3/2011	Lawler et al.	
7,934,156	B2	4/2011	Forstall et al.	
2003/0065779	A1	4/2003	Malik et al.	
2005/0083413	A1	4/2005	Reed et al.	348/211.99
2005/0086224	A1	4/2005	Franciosa et al.	
2005/0097131	A1	5/2005	Benco et al.	707/104.1
2005/0162523	A1	7/2005	Darrell et al.	
2006/0020630	A1	1/2006	Stager et al.	707/104.1
2006/0041543	A1 *	2/2006	Achlioptas	707/3
2006/0048059	A1 *	3/2006	Etkin	715/745
2006/0085477	A1	4/2006	Phillips et al.	
2006/0150119	A1	7/2006	Chesnais et al.	
2006/0193502	A1	8/2006	Yamaguchi	382/118
2006/0227992	A1 *	10/2006	Rathus et al.	382/100
2006/0253491	A1	11/2006	Gokturk et al.	707/104.1
2007/0011149	A1	1/2007	Walker	707/4
2007/0086669	A1	4/2007	Berger et al.	
2007/0098303	A1 *	5/2007	Gallagher et al.	382/118
2007/0106721	A1	5/2007	Schloter	
2007/0143312	A1	6/2007	Wiseman	
2007/0201749	A1	8/2007	Yamauchi et al.	
2007/0245245	A1	10/2007	Blue et al.	715/739
2007/0268392	A1	11/2007	Paalasmaa et al.	
2008/0031506	A1	2/2008	Agatheeswaran et al.	
2008/0080745	A1 *	4/2008	Vanhoucke et al.	382/118
2008/0226119	A1	9/2008	Candelore et al.	
2008/0267504	A1	10/2008	Schloter et al.	382/181
2008/0317339	A1	12/2008	Steinberg et al.	
2009/0031244	A1	1/2009	Brezina et al.	
2009/0060289	A1	3/2009	Shah et al.	382/118
2009/0097748	A1	4/2009	Lee et al.	382/173
2009/0100048	A1	4/2009	Hull et al.	707/5
2009/0129571	A1	5/2009	Altberg et al.	
2009/0237546	A1	9/2009	Bloebaum et al.	348/333.01
2009/0254539	A1	10/2009	Wen et al.	
2010/0046842	A1 *	2/2010	Conwell	382/218
2010/0169770	A1	7/2010	Hong et al.	
2011/0085057	A1	4/2011	Takahashi	

FOREIGN PATENT DOCUMENTS

EP	0942389	A2	9/1999	
EP	1796019	A1	6/2007	G06K 9/03
KR	20090073294	A	7/2009	G06K 9/52
WO	WO 00/49526	A1	8/2000	G06F 17/30
WO	WO 02/17166	A2	2/2002	
WO	WO 02/42864	A3	5/2002	G06F 15/16
WO	WO 2005/114476	A1	12/2005	
WO	WO 2006/070047	A1	7/2006	
WO	WO 2006/137667	A1	12/2006	H04Q 7/24
WO	WO 2008/097051	A1	8/2008	G06F 17/30
WO	2008/123757		10/2008	

OTHER PUBLICATIONS

Liz Castro, "iPhoto's new Faces feature really does work!", Feb. 17, 2009, pp. 1-8.*

International Search Report and Written Opinion, PCT/US2010/045631, Sep. 5, 2011, 12 pages.

Anagnostopoulos, Information fusion meta-search interface for precise photo acquisition on the web, ITI 2003, Jun. 16-19, 2003, Cavtat, Croatia, pp. 375-381.

Anonymous, GPS Enabled Dating??, <http://andrightlyso.com/2006/11/30/gps-enabled-dating>, Nov. 30, 2006, 21 pgs.

Anonymous, Wie erstelle ich bei StudiVZ eine Bilder-Verlinkung? (How do I create an image with StudiVZ-linking?, Aug. 20, 2008, 5 pgs.

Castro, iPhoto's new faces feature really does work!, Feb. 17, 2009, 8 pgs.

Frucci, Half-Amazing, Half-Terrifying Concept App Combines Facial Recognition with Augmented Reality, Jul. 22, 2009, 2 pgs.

International Search Report and Written Opinion, PCT/US2010/044603, Nov. 17, 2010, 11 pgs.

International Search Report and Written Opinion, PCT/US2010/044604, Oct. 6, 2010, 10 pgs.

International Search Report and Written Opinion, PCT/US2010/044771, Dec. 16, 2010, 13 pgs.

International Search Report and Written Opinion, PCT/US2010/044885, Oct. 20, 2010, 7 pgs.

International Search Report and Written Opinion, PCT/US2010/045009, Nov. 17, 2010, 7 pgs.

International Search Report and Written Opinion, PCT/US2010/045316, Dec. 7, 2010, 6 pgs.

Stone, Autotagging Facebook: social network context improves photo annotation, IEEE Computer Society Conference on Computer Vision and Pattern Recognition Workshops, Piscataway, NJ, Jun. 2008, 8 pgs.

Google Inc., International Search Report and Written Opinion, PCT/US2011/062930, May 2, 2012, 10 pgs.

Google Inc., Office Action, Australian Patent Application No. 2010279333, Jul. 19, 2012, 3 pgs.

Google Inc., Office Action, Australian Patent Application No. 2010279334, Jul. 24, 2012, 3 pgs.

Google Inc., Office Action, Australian Patent Application No. 2010326654, Aug. 22, 2012, 3 pgs.

Petrou, Office Action, U.S. Appl. No. 12/850,483, Mar. 9, 2012, 9 Pgs.

Petrou, Office Action, U.S. Appl. No. 12/850,513, Mar. 28, 2012, 13 pgs.

Petrou, Office Action, U.S. Appl. No. 12/852,189, Sep. 13, 2012, 9 pgs.

Petrou, Office Action, U.S. Appl. No. 12/853,878, Feb. 1, 2012, 26 pgs.

Petrou, Office Action, U.S. Appl. No. 12/853,878, Jun. 13, 2012, 41 pgs.

Petrou, Office Action, U.S. Appl. No. 12/854,793, Feb. 17, 2012, 31 pgs.

Petrou, Office Action, U.S. Appl. No. 12/854,793, Jun. 13, 2012, 33 pgs.

Petrou, Office Action, U.S. Appl. No. 12/855,563, Oct. 5, 2012, 22 pgs.

Google Inc., Notice of Acceptance, AU 2010279333, Feb. 8, 2013, 3 pgs.

Google Inc., Office Action, AU 2010279248, Oct. 4, 2012, 3 pgs.

Google Inc., Office Action, AU 2010279248, Feb. 5, 2013, 3 pgs.

Google Inc., Office Action, AU 2010279334, Jan. 31, 2013, 3 pgs.

Google Inc., Office Action, AU 2010326655, Nov. 23, 2012, 3 pgs.

Google Inc., Office Action, CN 201080045164.6, Feb. 8, 2013, 15 pgs.

Google Inc., Office Action, EP 10742974.8, Dec. 3, 2012, 7 pgs.

Petrou, Office Action, U.S. Appl. No. 12/850,483, Mar. 26, 2013, 11 pgs.

Petrou, Office Action, U.S. Appl. No. 12/850,513, Jan. 25, 2013, 22 pgs.

Petrou, Office Action, U.S. Appl. No. 12/852,189, Apr. 1, 2013, 11 pgs.

Petrou, Office Action, U.S. Appl. No. 12/853,188, May 8, 2013, 21 pgs.

Chinese Notification of the First Office Action for CN Appl. No. 201080045193.2 dated Dec. 9, 2013 with English translation, 11 pages.

Japanese Office Action for Japanese Application No. 2012-523986, dated Jan. 23, 2014, 6 pages.

* cited by examiner

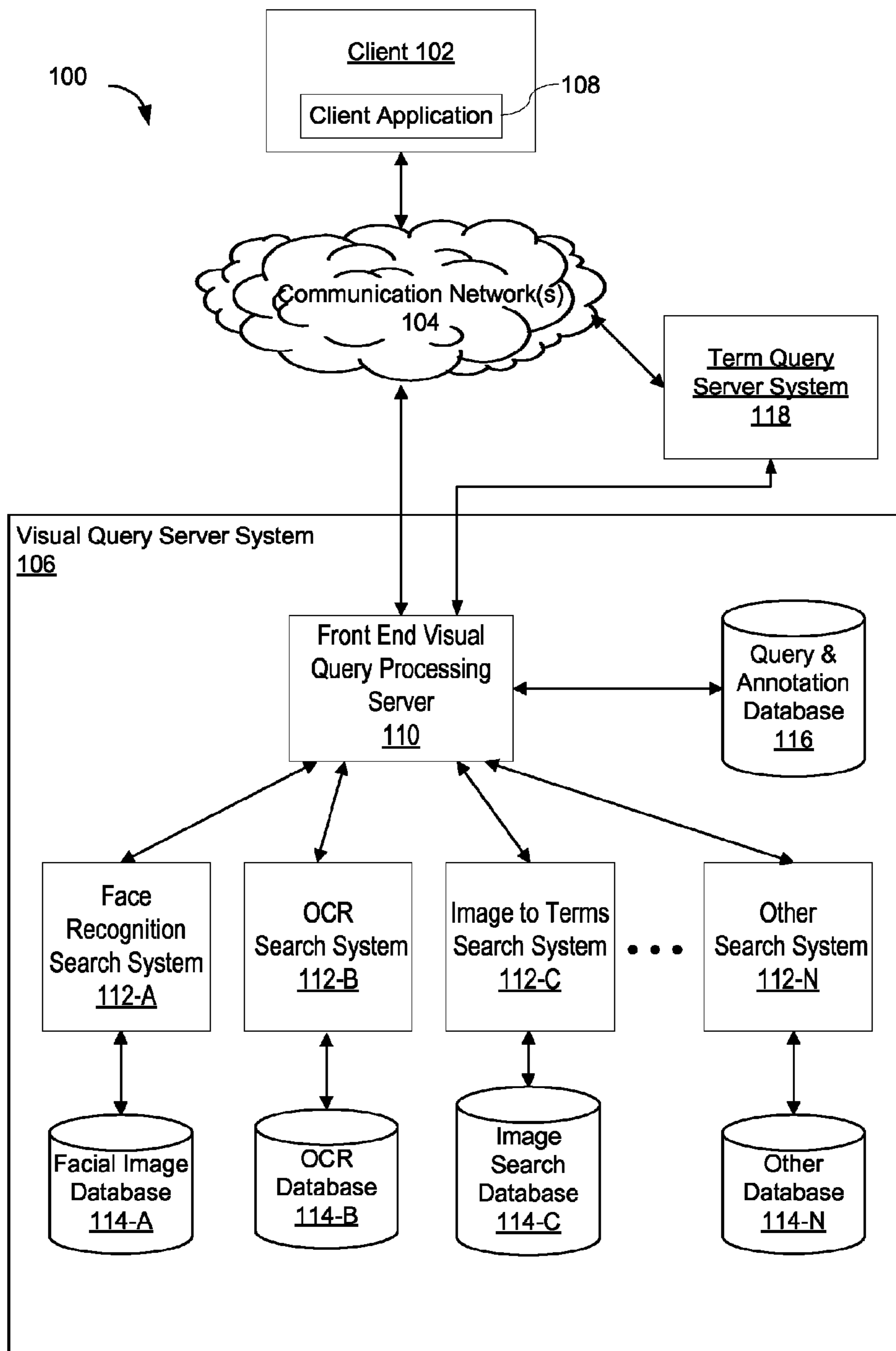


Figure 1

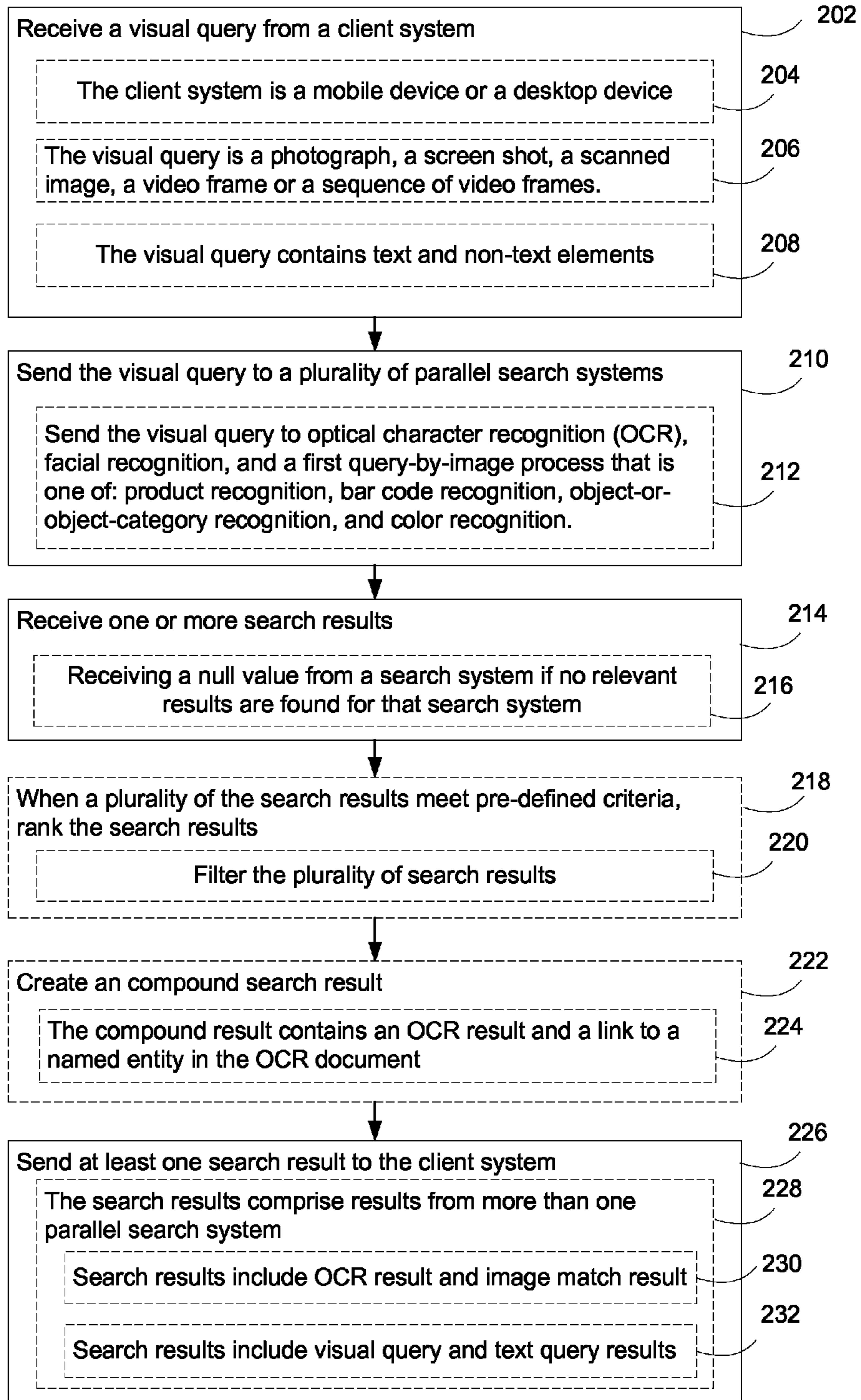


Figure 2

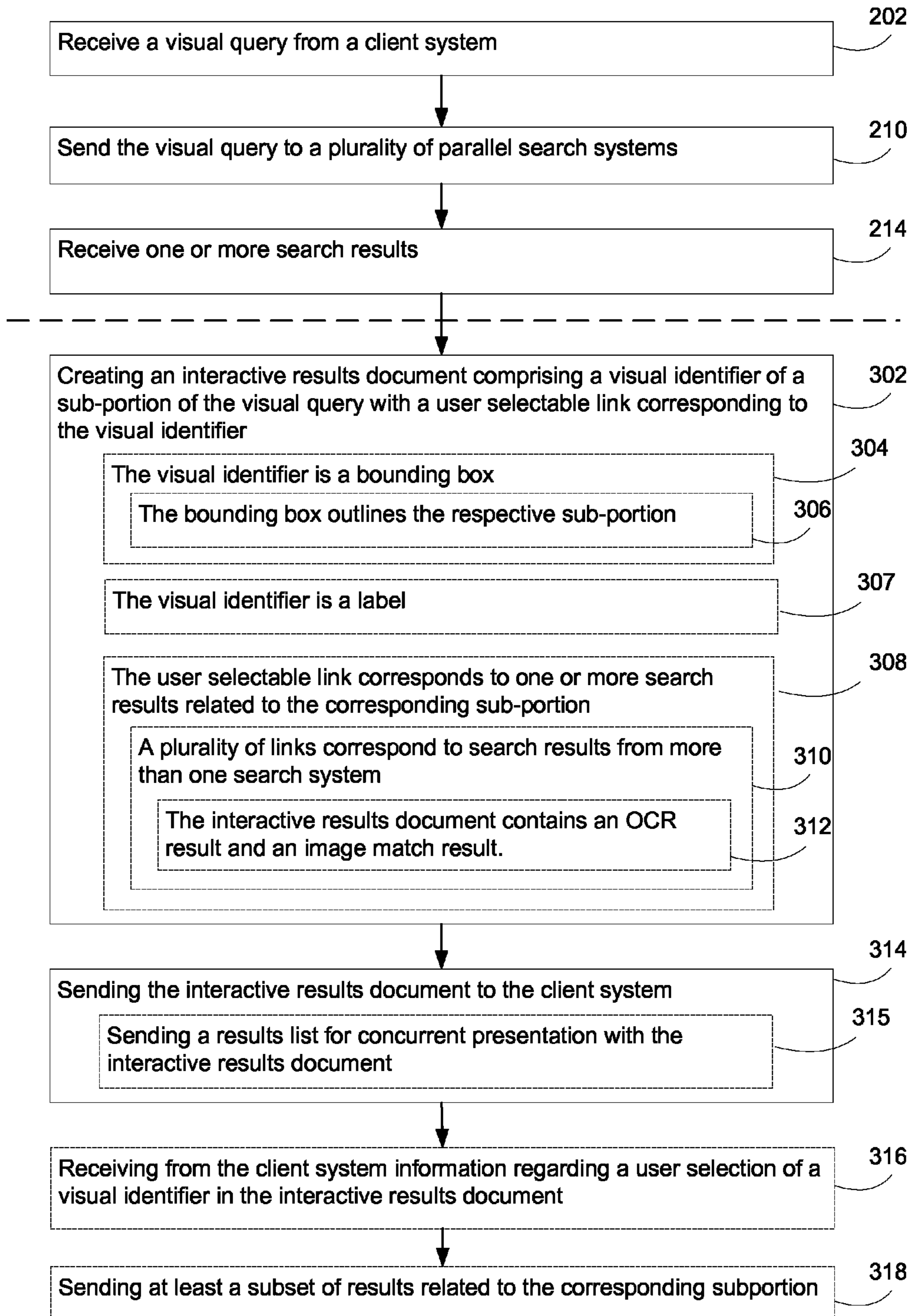


Figure 3

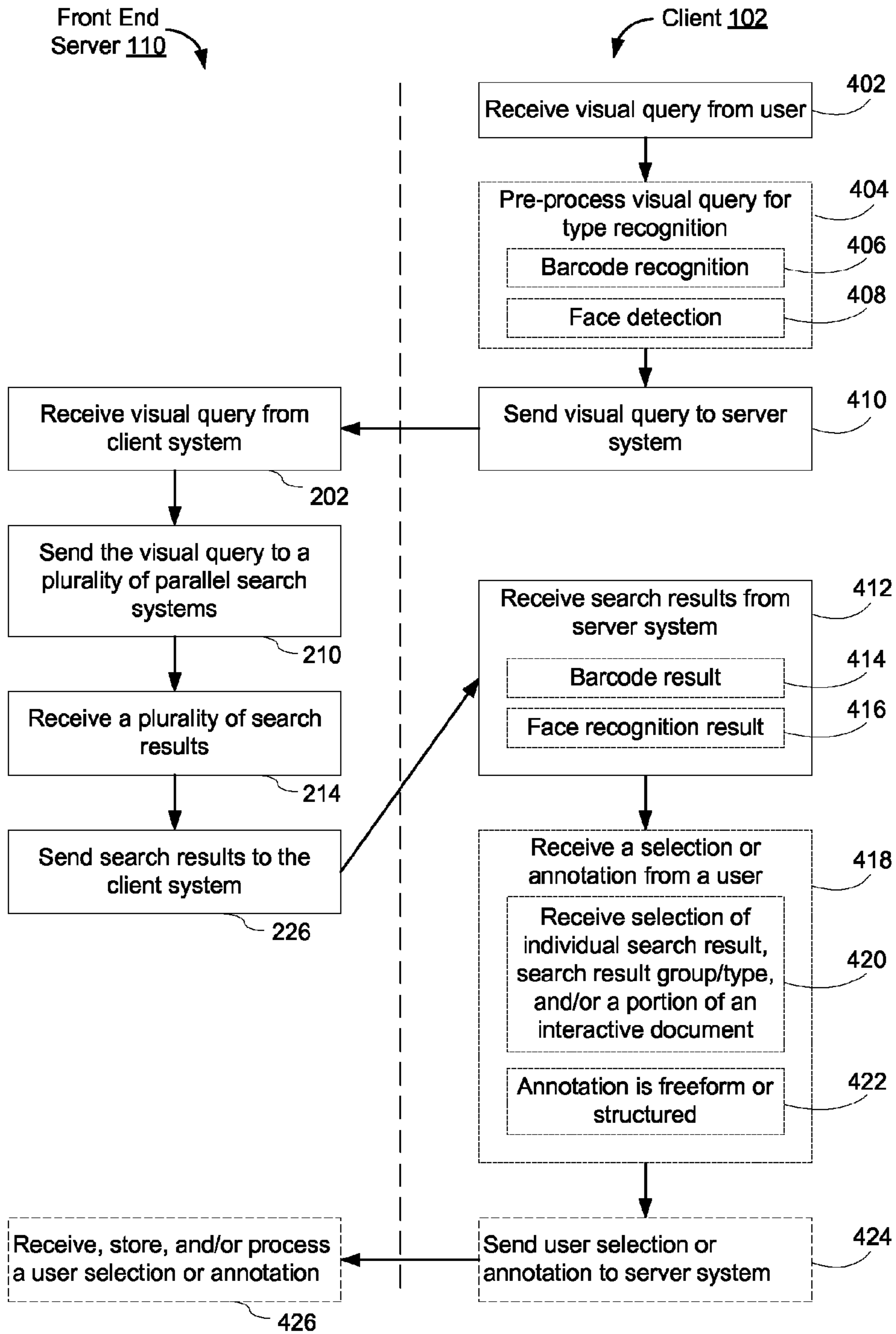


Figure 4

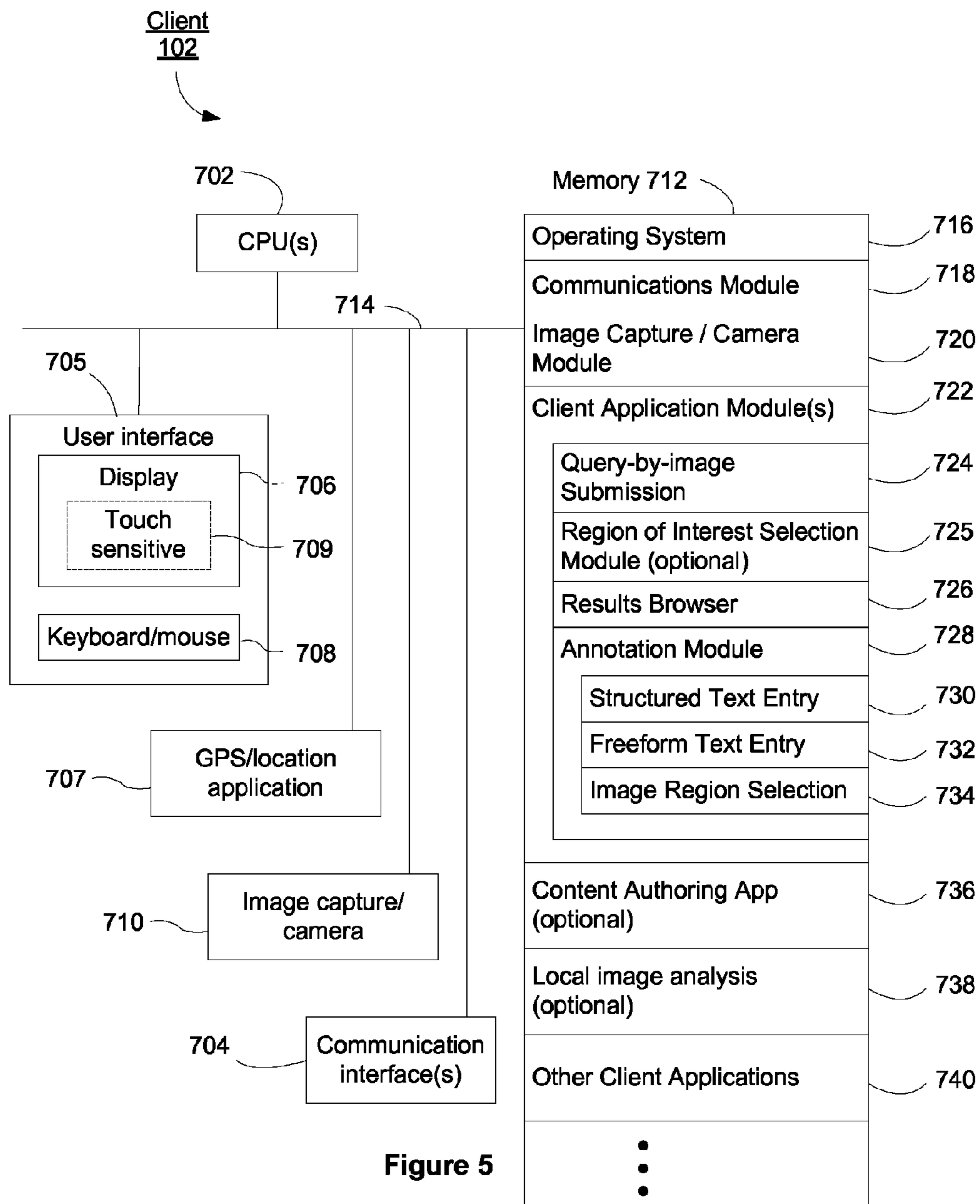


Figure 5

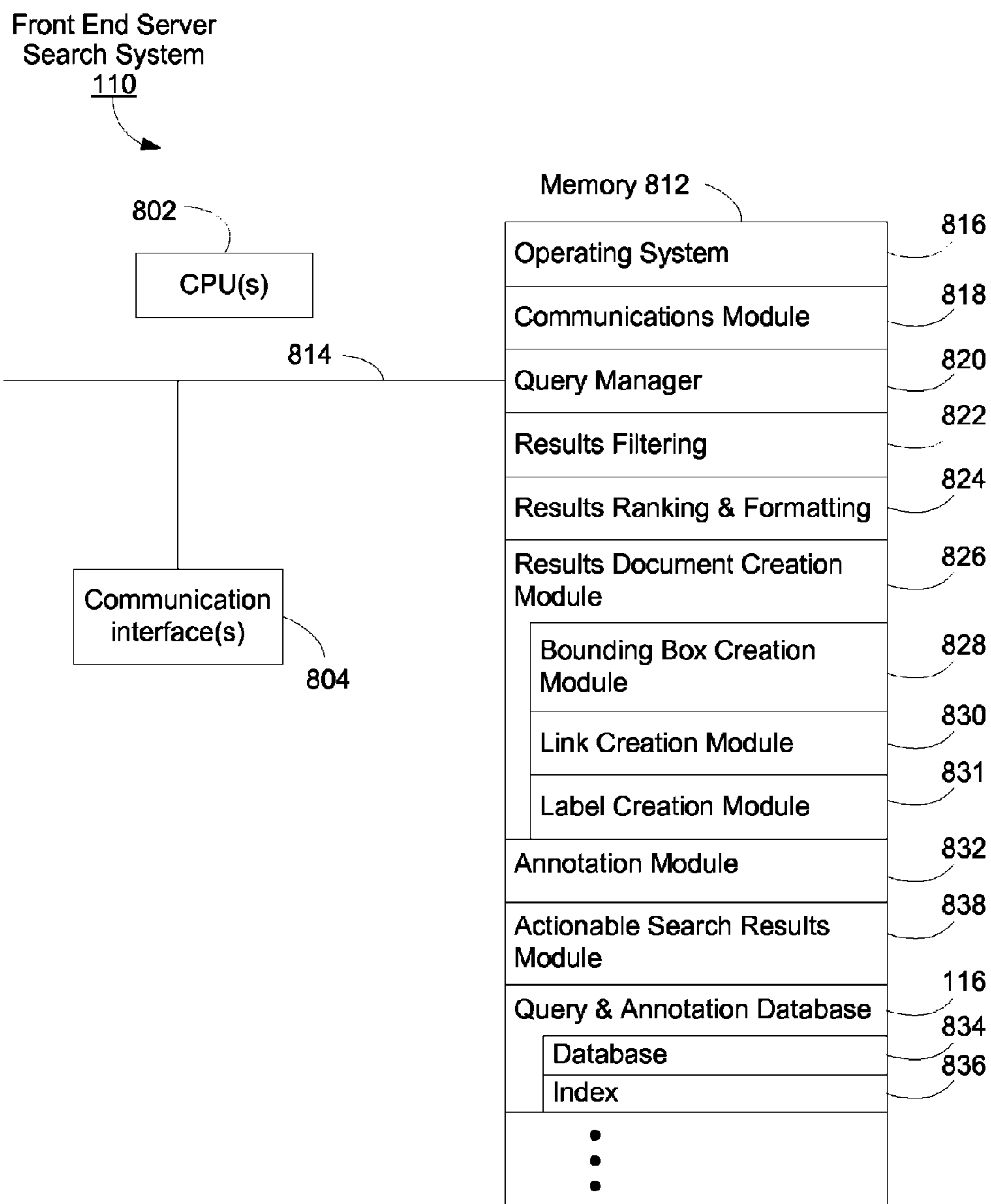


Figure 6

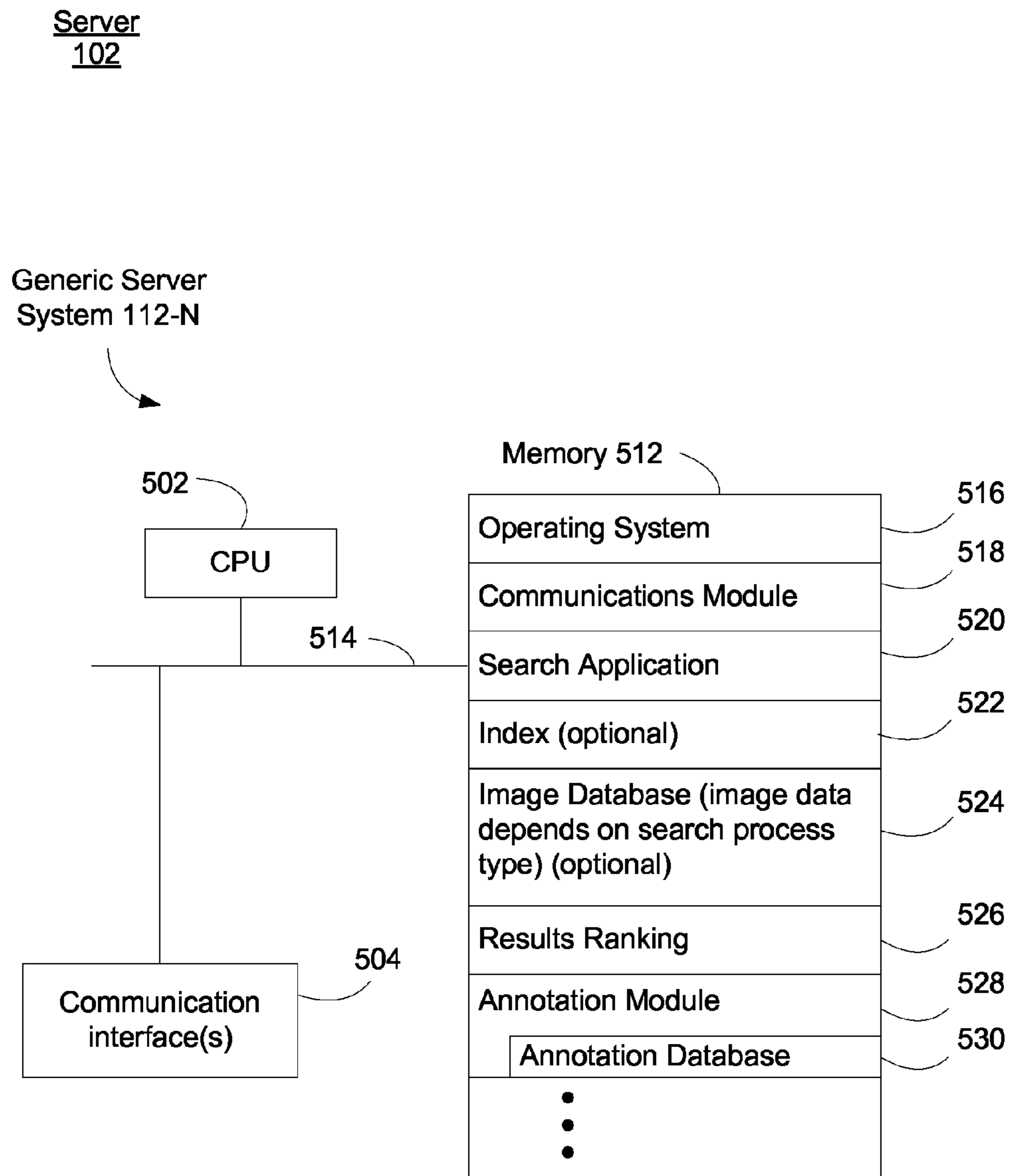


Figure 7

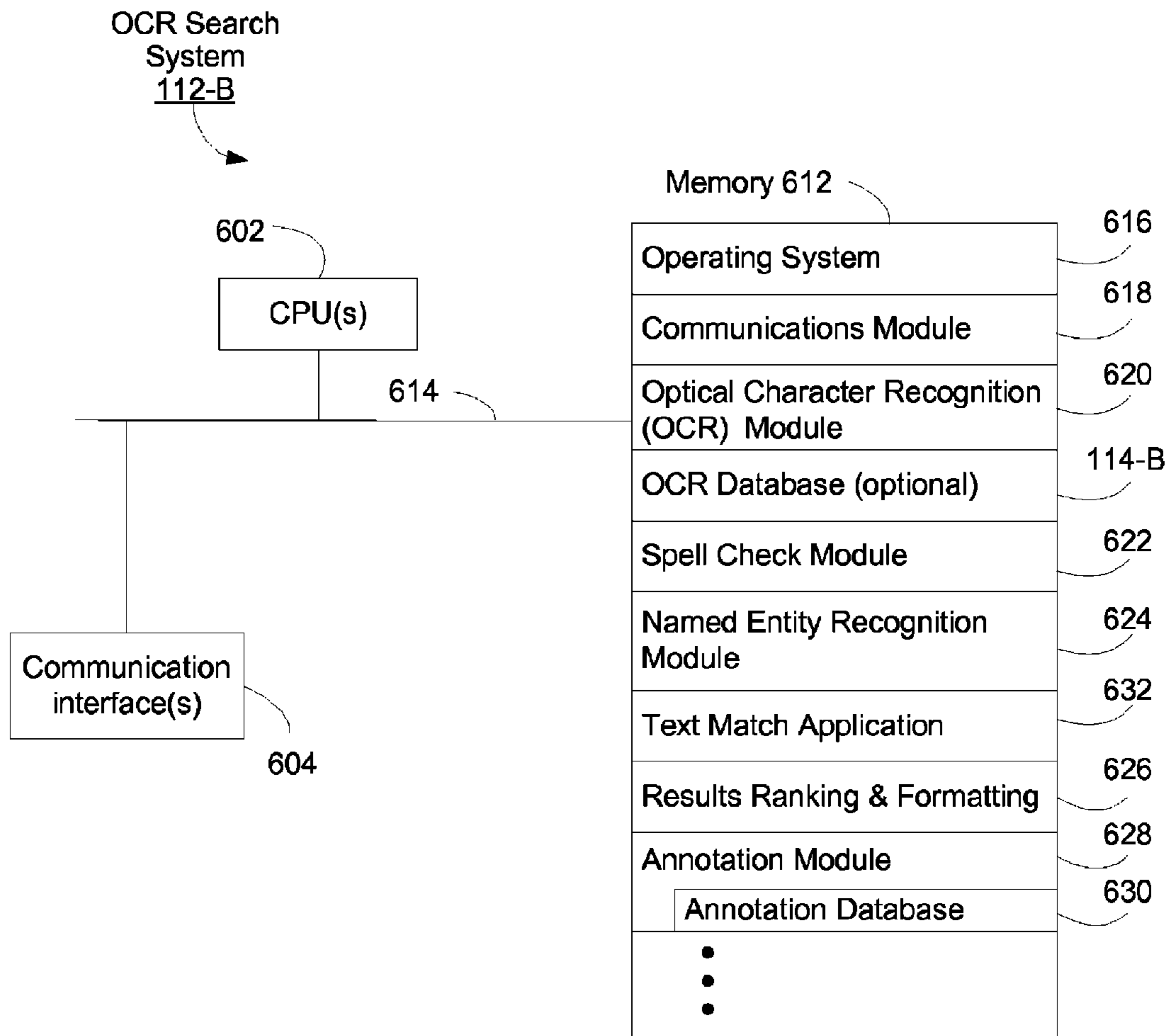


Figure 8

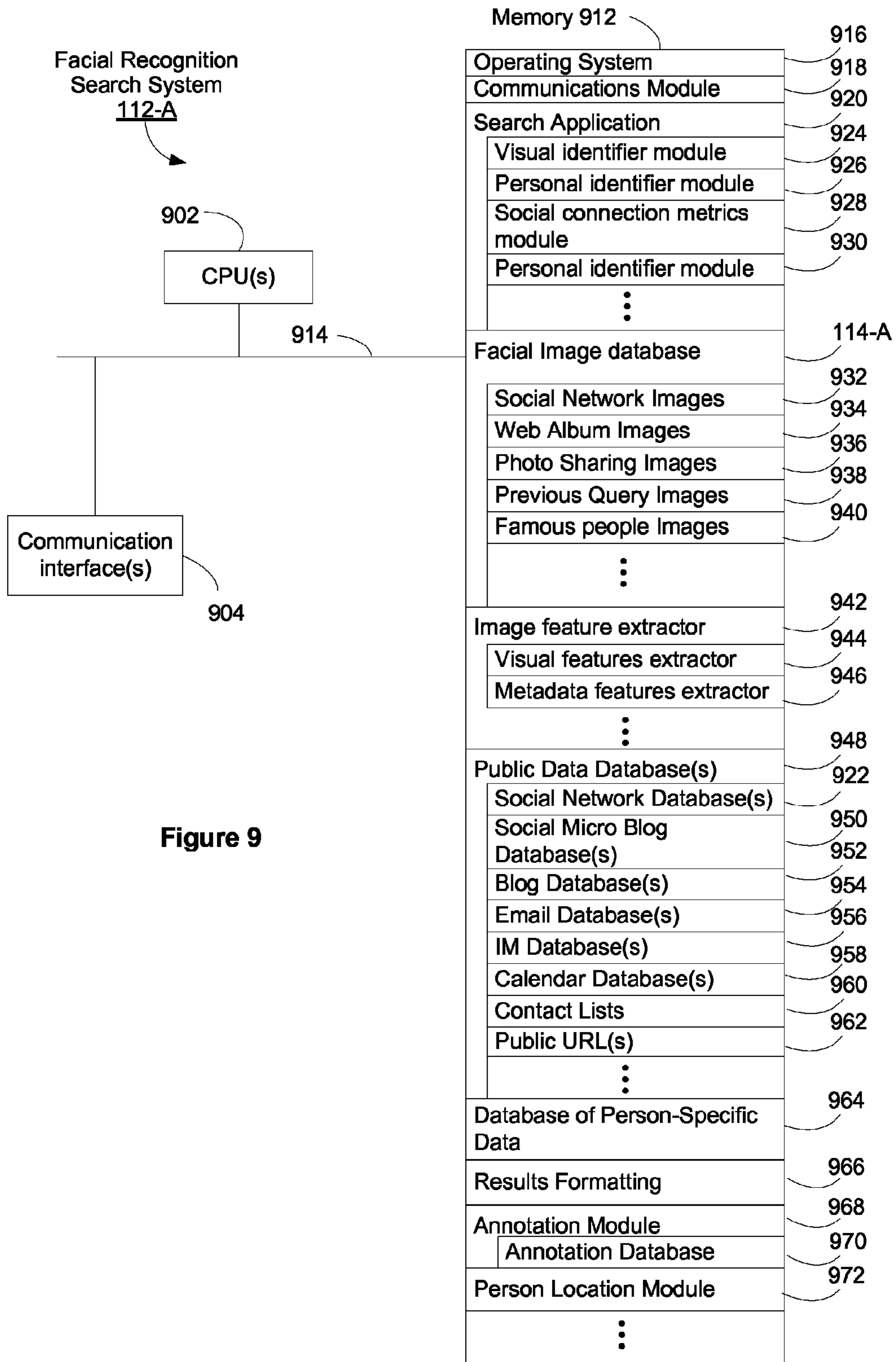


Figure 9

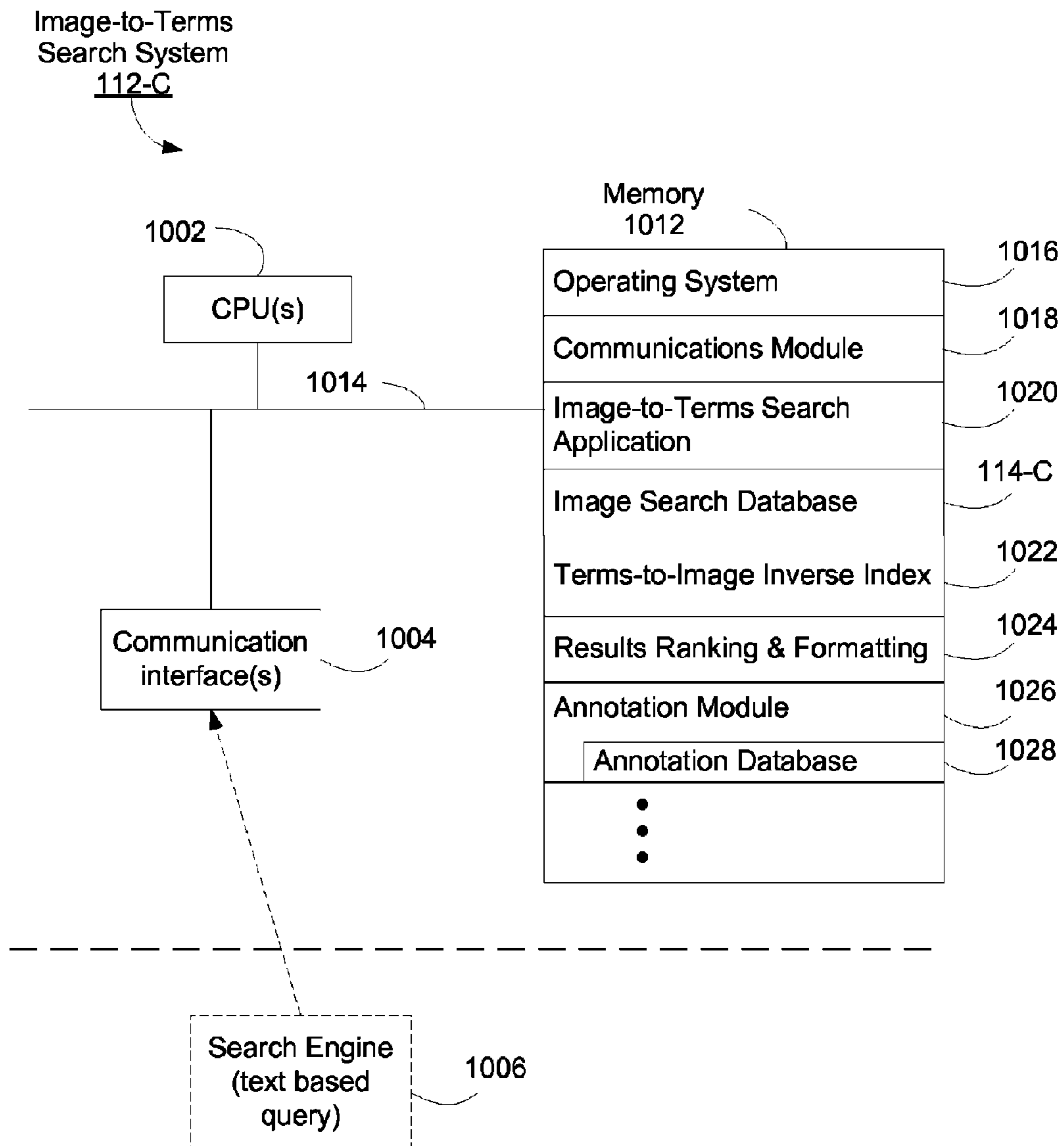


Figure 10

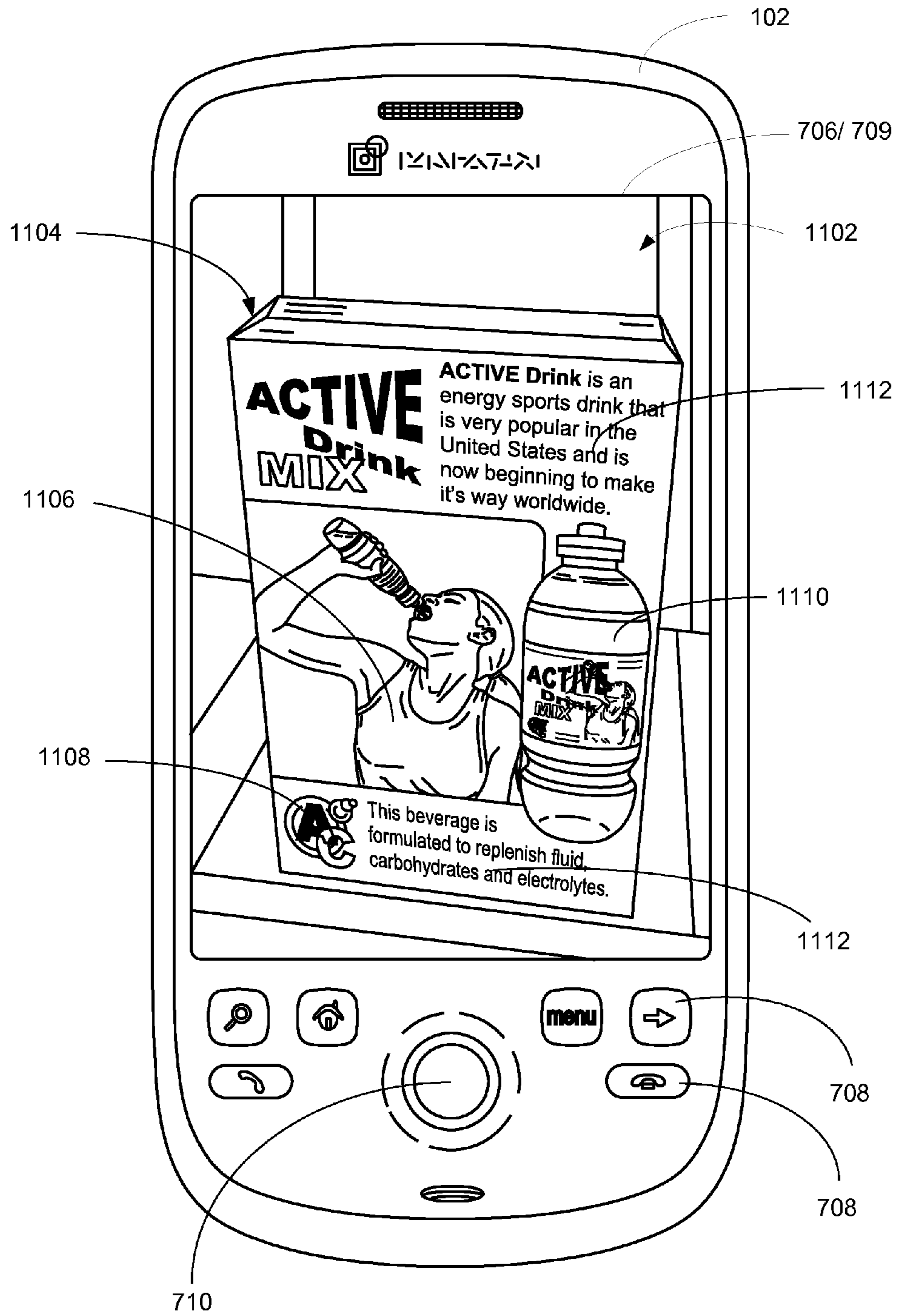
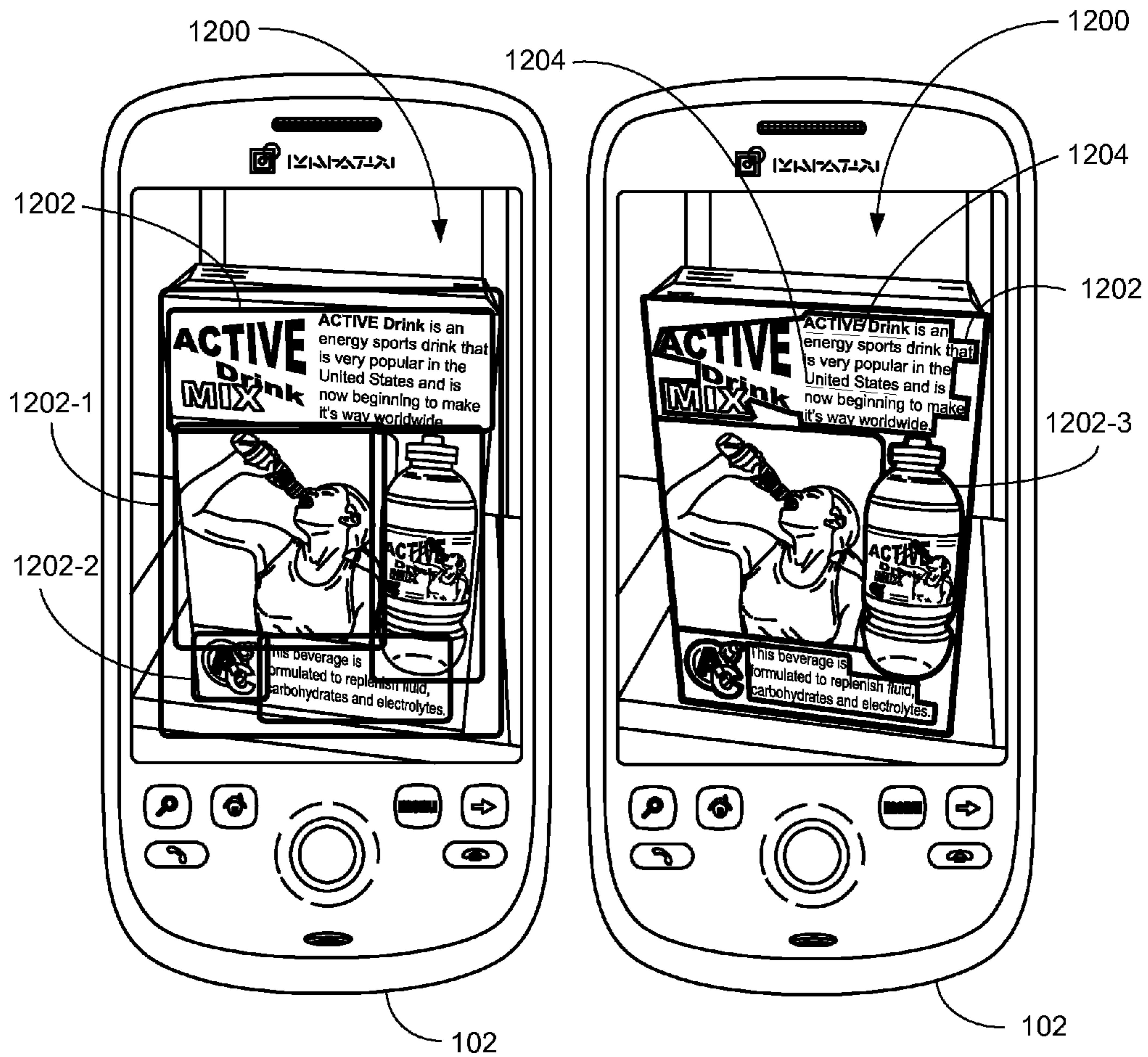


Figure 11



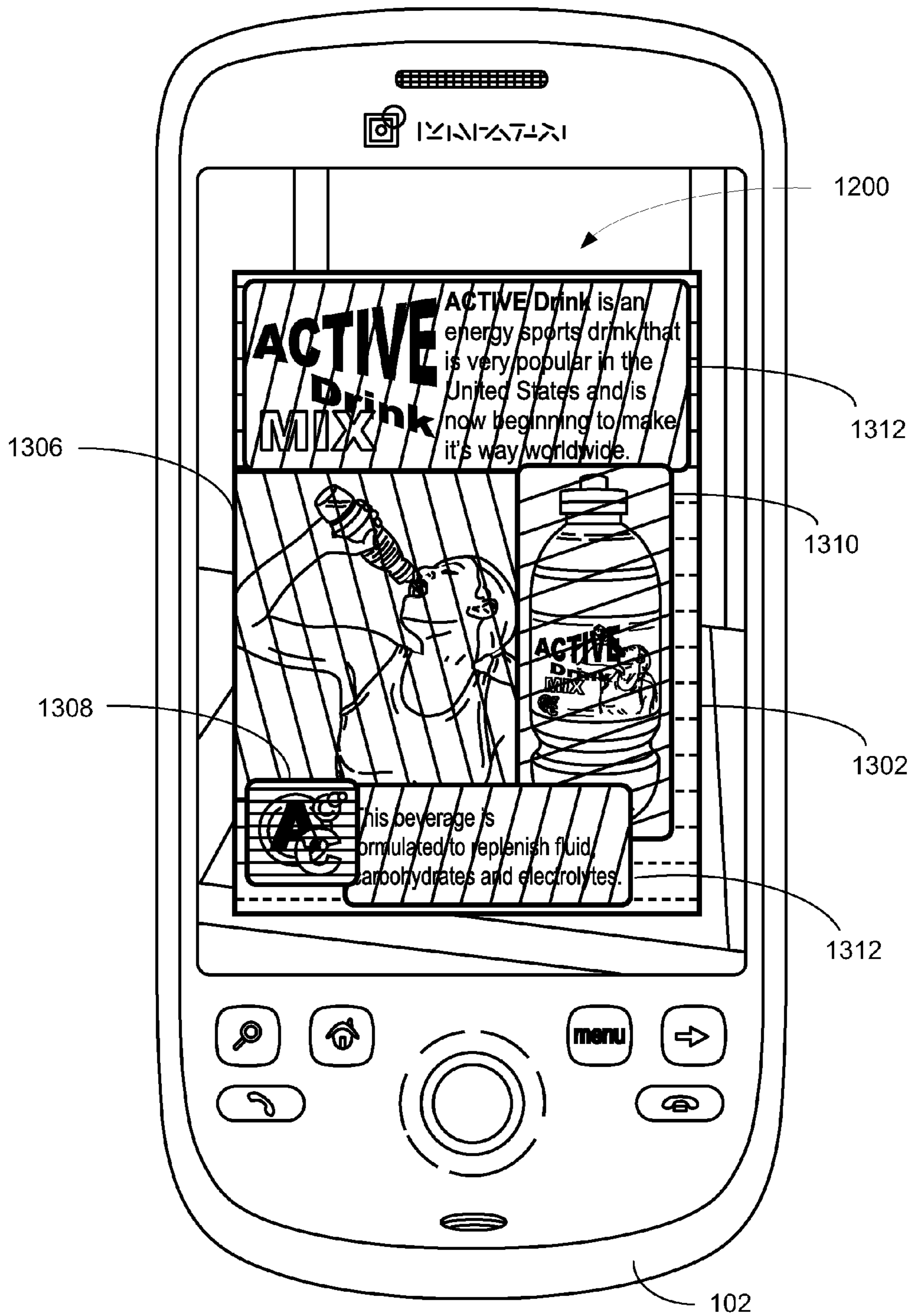


Figure 13

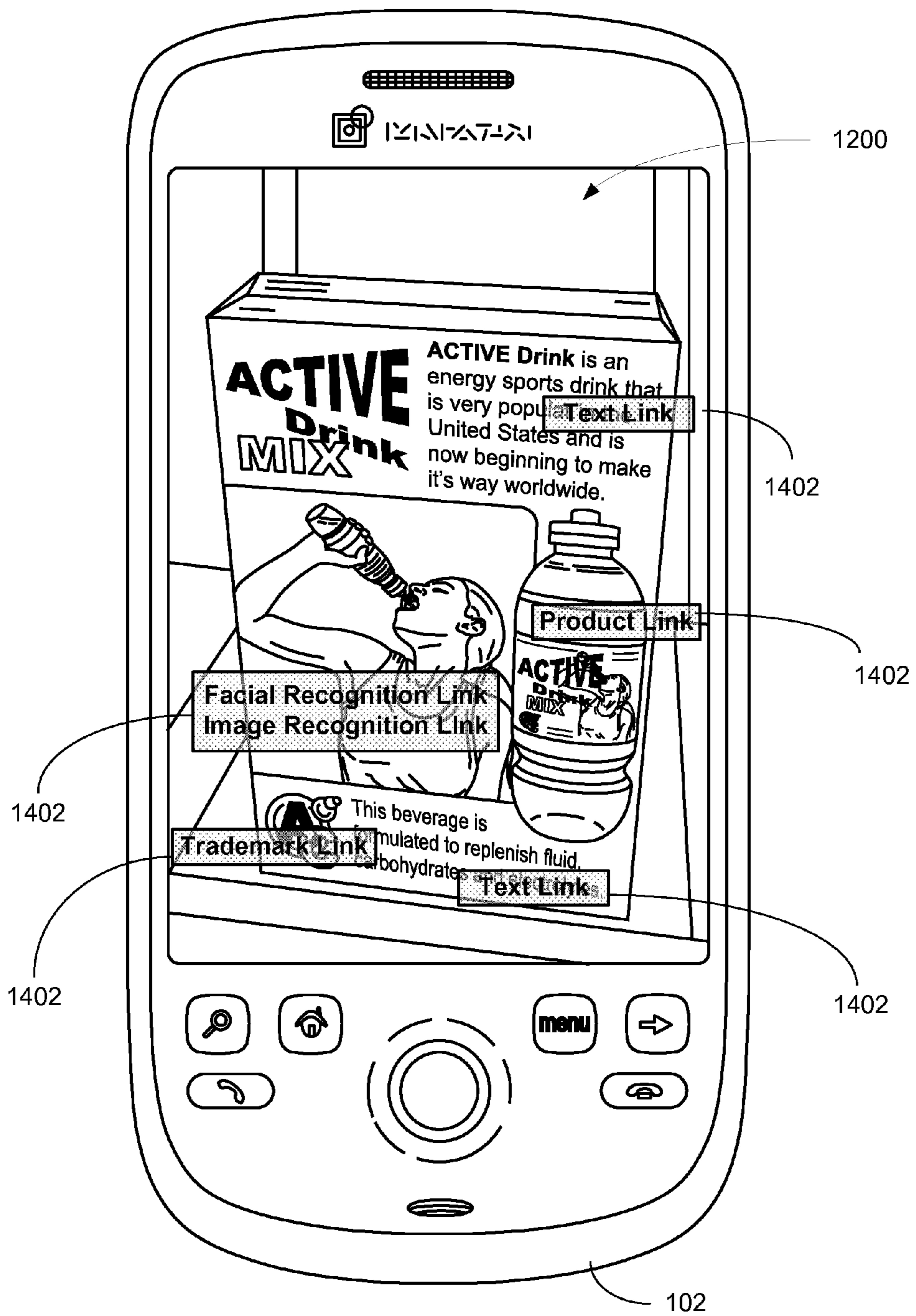


Figure 14

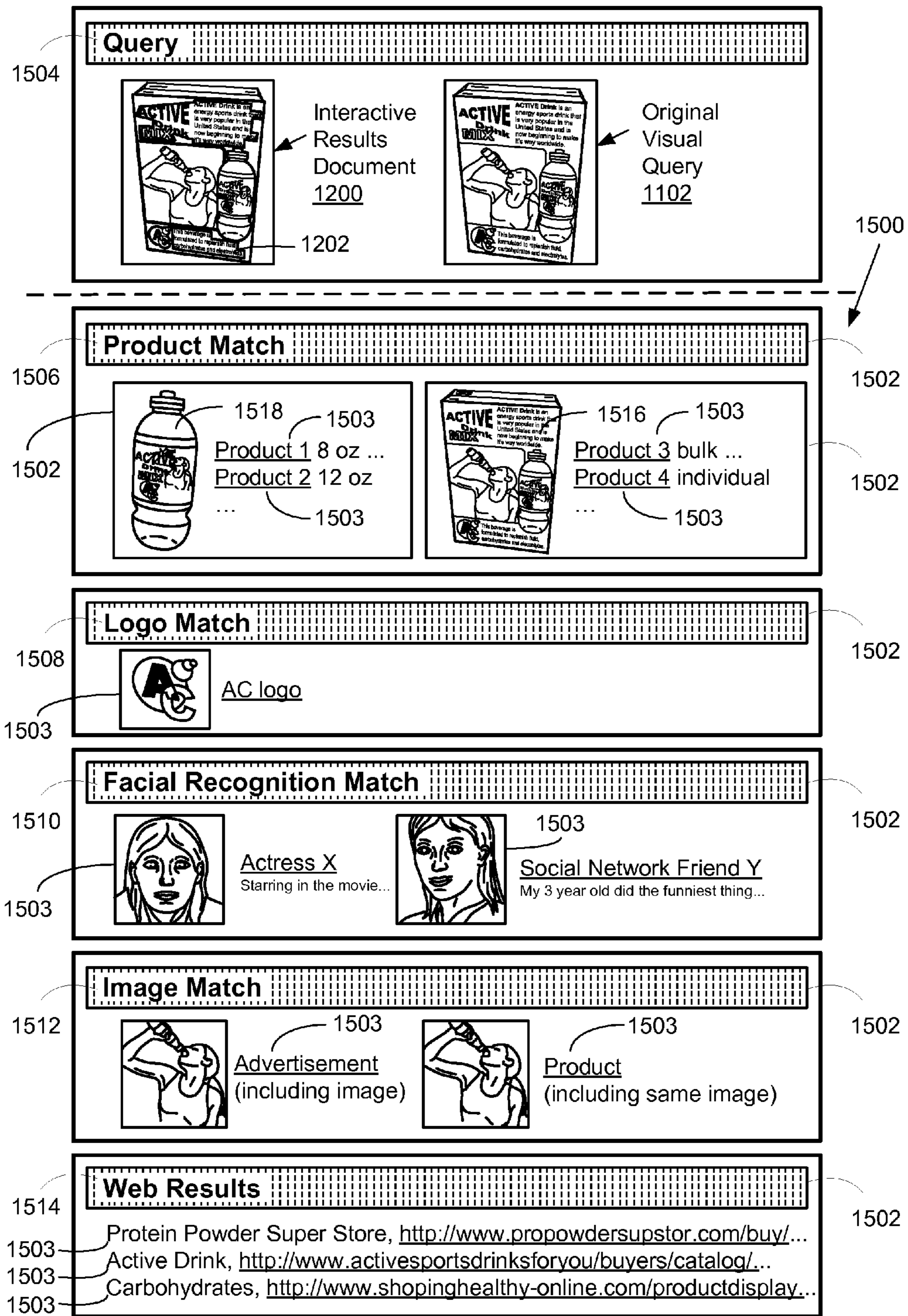


Figure 15

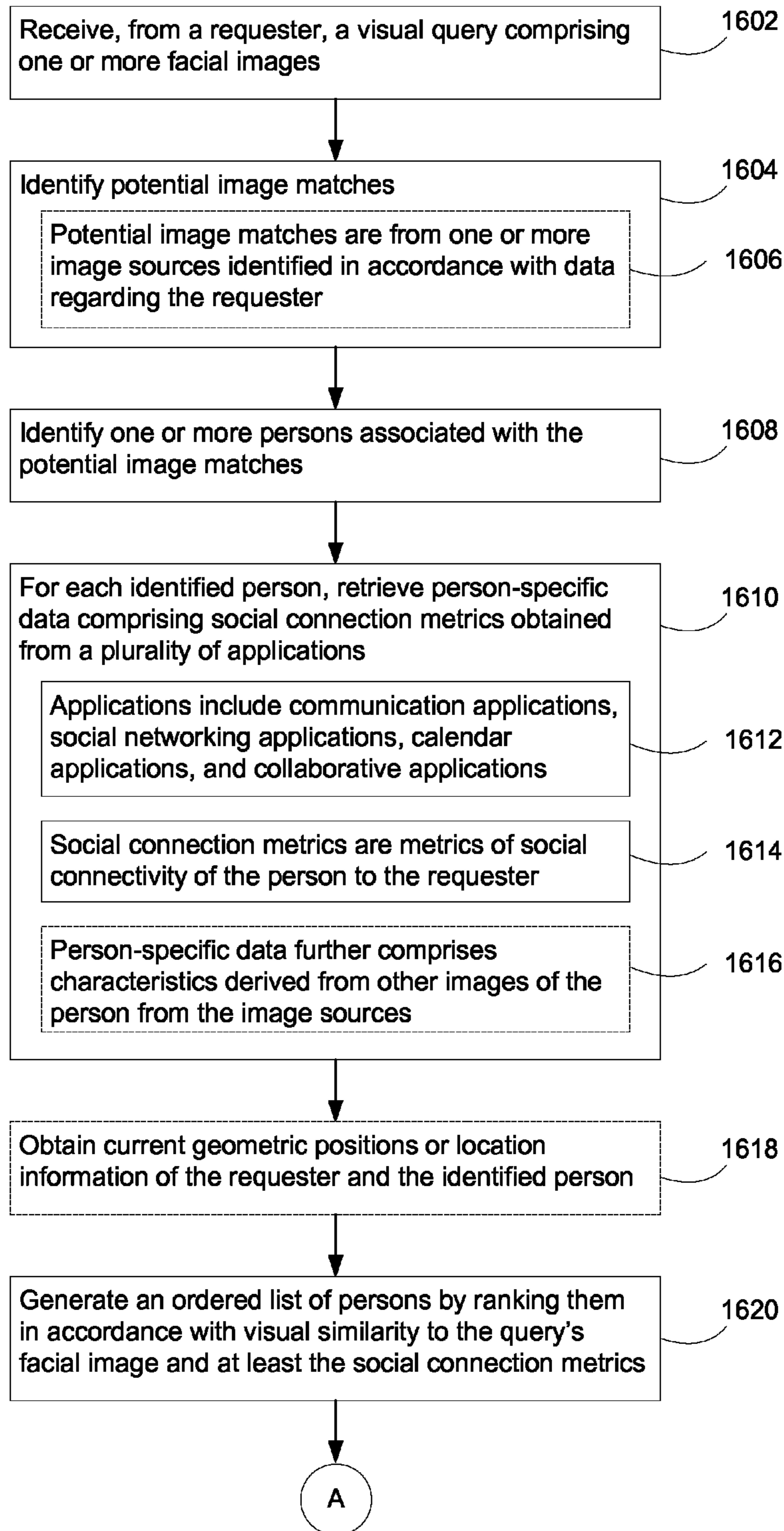


Figure 16A

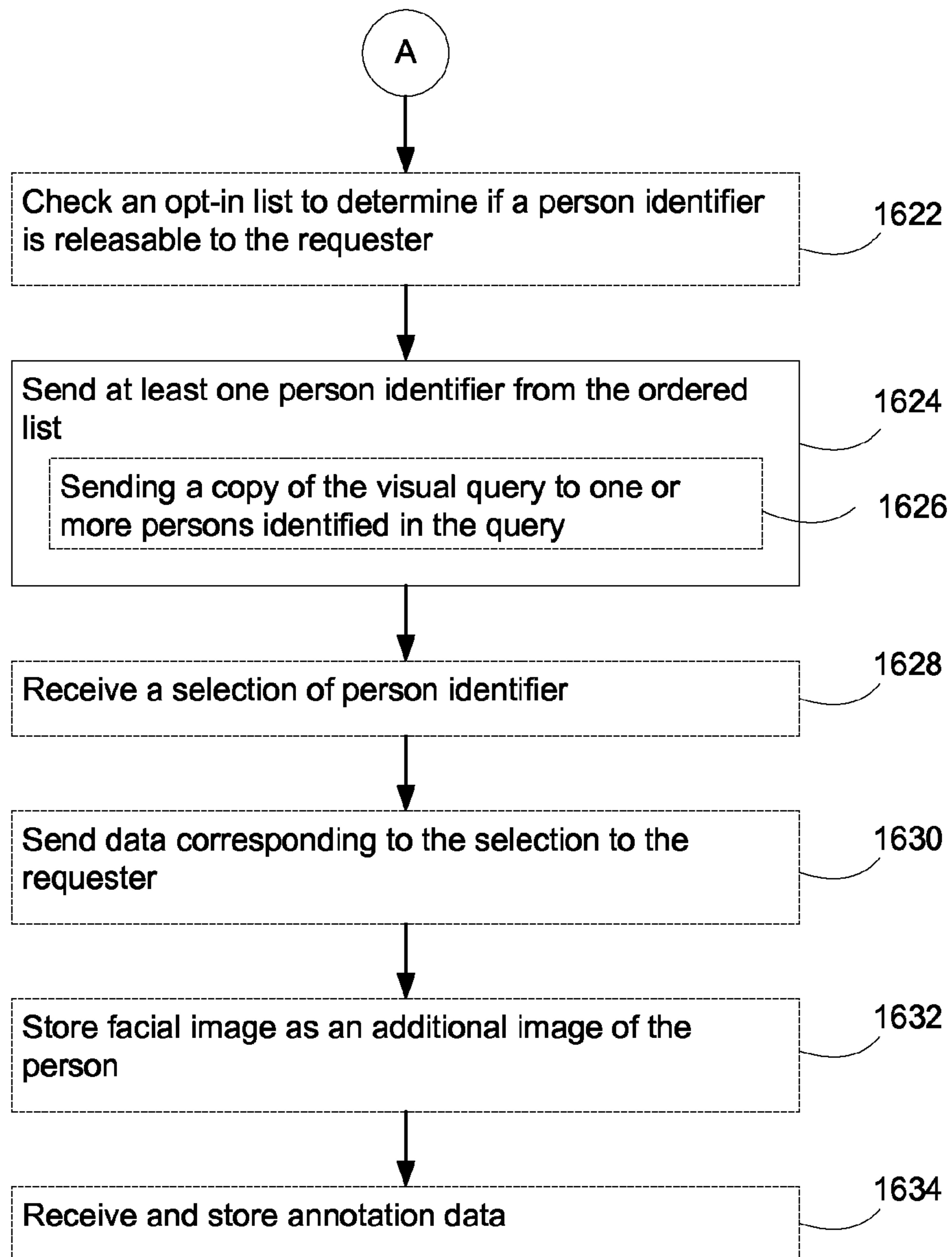


Figure 16B

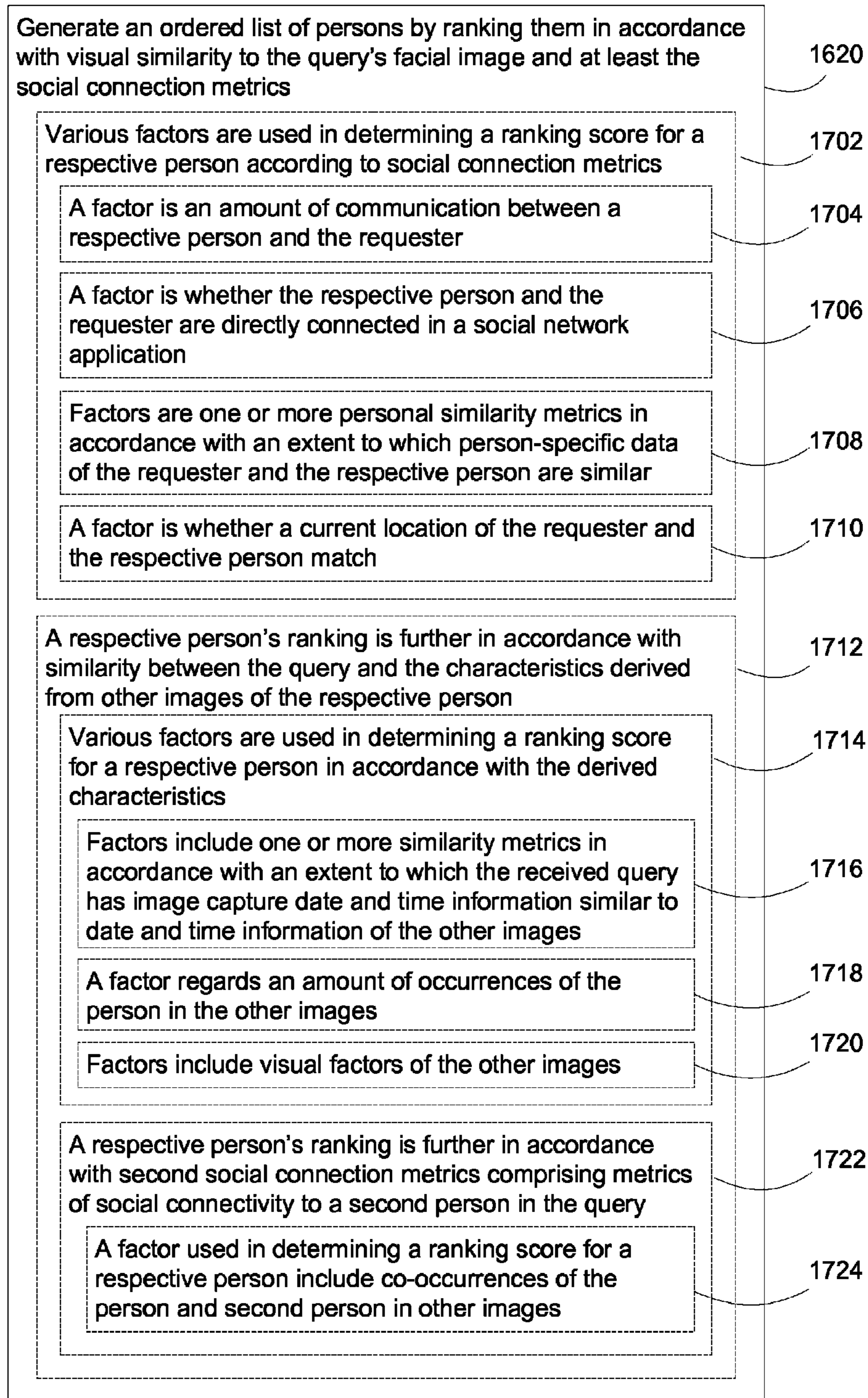


Figure 17

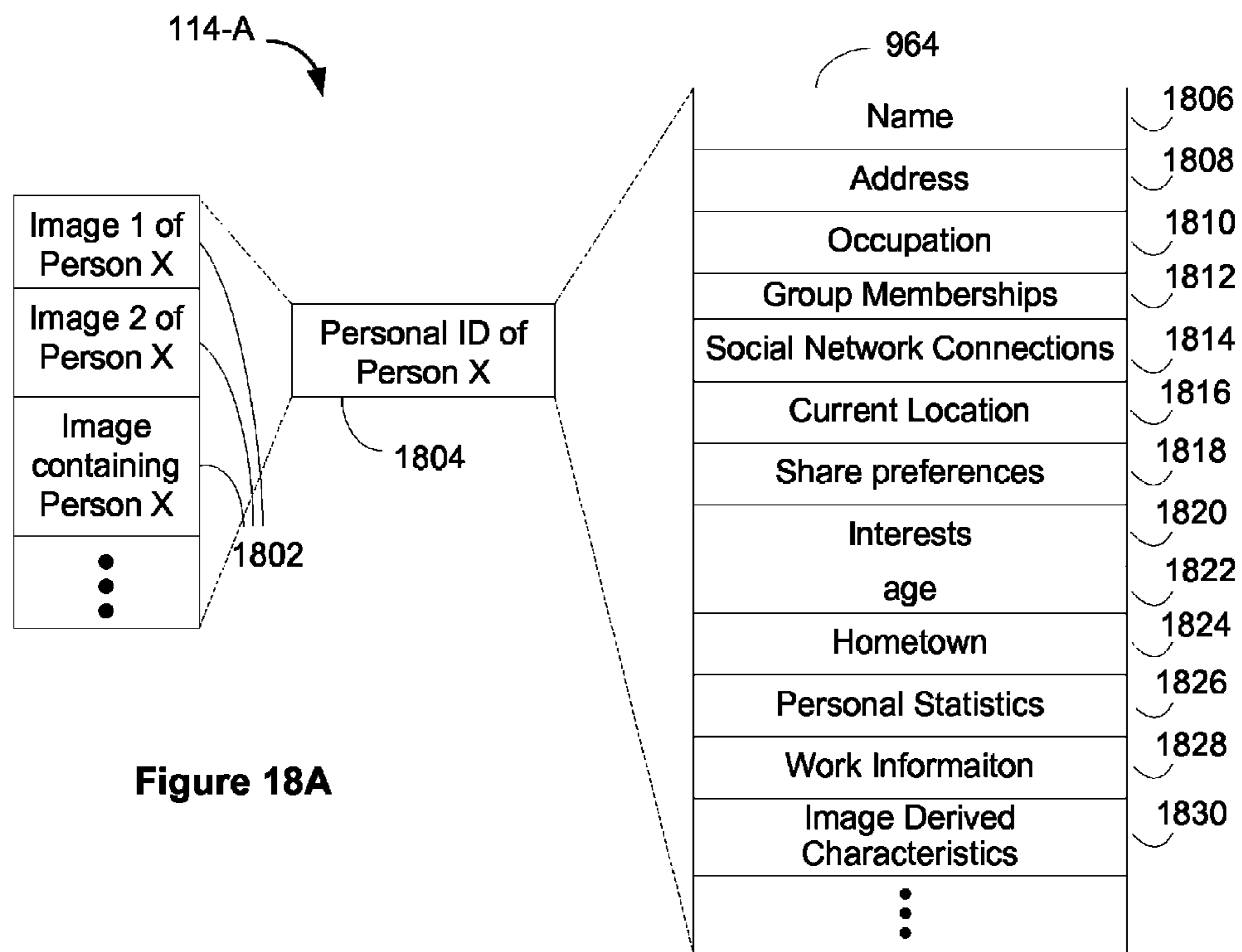


Figure 18A

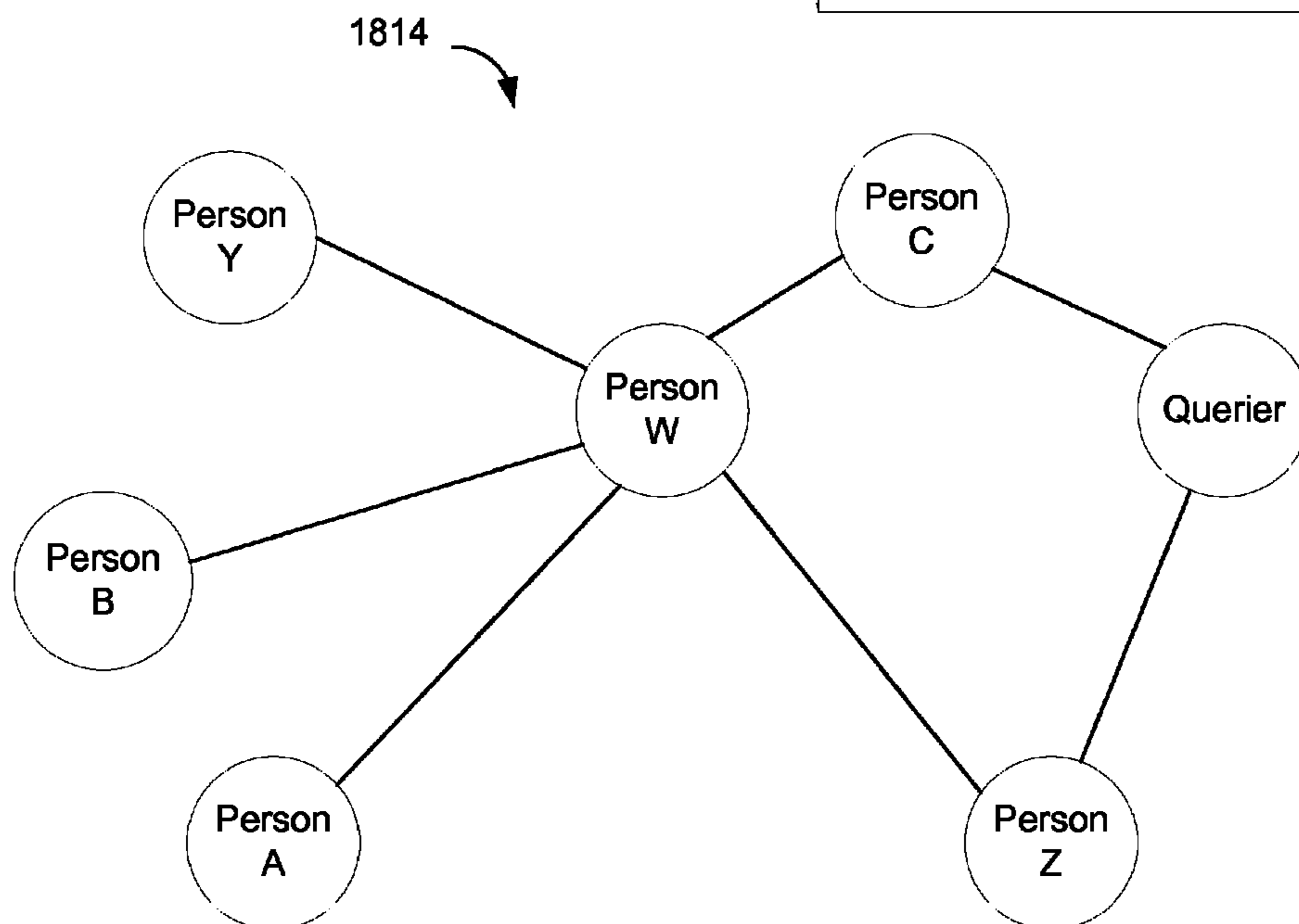


Figure 18B

1830

1832	Indoor habitat factor	Value and weight
1834	Outdoor habitat factor	Value and weight
1836	Gender factor	Value and weight
1838	Race factor	Value and weight
1840	Glasses factor	Value and weight
1842	Facial hair factor	Value and weight
1844	Head hair factor	Value and weight
1846	Headwear factor	Value and weight
1847	Clothing factor	Value and weight
1848	Eye color factor	Value and weight
1850	Occurrence information	Value and weight
1852	Co-occurrences information	Value and weight
1854	Date information	Value and weight
1856	Time information	Value and weight
1858	Location information	Value and weight
	⋮	⋮

Figure 18C

FACIAL RECOGNITION WITH SOCIAL NETWORK AIDING

RELATED APPLICATIONS

This application claims priority to the following U.S. Provisional Patent Applications which are incorporated by reference herein in their entirety: U.S. Provisional Patent Application No. 61/232,397, filed Aug. 7, 2009, entitled "Architecture for Responding to a Visual Query" and U.S. Provisional Patent Application No. 61/370,784, filed Aug. 4, 2010, entitled "Facial Recognition with Social Network Aiding."

This application is related to the following U.S. Provisional Patent Applications all of which are incorporated by reference herein in their entirety: U.S. Provisional Patent Application No. 61/266,116, filed Dec. 2, 2009 entitled "Architecture for Responding to a Visual Query;" U.S. Provisional Patent Application No. 61/266,122, filed Dec. 2, 2009, entitled "User Interface for Presenting Search Results for Multiple Regions of a Visual Query;" U.S. Provisional Patent Application No. 61/266,125, filed Dec. 2, 2009, entitled "Identifying Matching Canonical Documents In Response To A Visual Query;" U.S. Provisional Patent Application No. 61/266,126, filed Dec. 2, 2009, entitled "Region of Interest Selector for Visual Queries;" U.S. Provisional Patent Application No. 61/266,130, filed Dec. 2, 2009, entitled "Actionable Search Results for Visual Queries;" U.S. Provisional Patent Application No. 61/266,133, filed Dec. 2, 2009, entitled "Actionable Search Results for Street View Visual Queries;" and U.S. Provisional Patent Application No. 61/266,499, filed Dec. 3, 2009, entitled "Hybrid Use Location Sensor Data and Visual Query to Return Local Listing for Visual Query."

TECHNICAL FIELD

The disclosed embodiments relate generally to identifying one or more persons who potentially match a face in an image query. by utilizing social network information and information obtained from other pictures of the identified person(s) to facilitate identification of the best matching person(s).

BACKGROUND

Text-based or term-based searching, wherein a user inputs a word or phrase into a search engine and receives a variety of results is a useful tool for searching. However, term based queries require that a user be able to input a relevant term. Sometimes a user may wish to know information about an image. For example, a user might want to know the name of a person in a photograph. A person may also wish to know other information, such as contact information, for a person in a photograph. Accordingly, a system that can receive a facial image query and provide a variety of search results related to an identified person in the facial image query would be desirable.

SUMMARY

According to some embodiments, a computer-implemented method of processing a visual query including a facial image is performed on a server system having one or more processors and memory storing one or more programs for execution by the one or more processors. The method includes the process outlined below. A visual query comprising one or more facial images including a respective facial

image is received from a requester. Potential image matches that potentially match the respective facial image are identified in accordance with visual similarity criteria. The potential image matches comprise images from one or more image sources identified in accordance with data regarding the requester. One or more persons associated with the potential image matches are identified. For each identified person, person-specific data comprising social connection metrics of social connectivity to the requester obtained from a plurality of applications are retrieved. The plurality of applications is selected from the group consisting of communication applications, social networking applications, calendar applications, and collaborative applications. An ordered list of persons is generated by ranking the one or more identified persons in accordance with one or more metrics of visual similarity between the respective facial image and the potential image matches and also in accordance with ranking information comprising at least the social connection metrics. Then at least one person identifier from the ordered list is sent to the requester. Such a method may also include program instructions to execute the additional options discussed in the following sections.

According to some embodiments a server system is provided for processing a visual query including a facial image. The server system includes one or more processors for executing programs and memory storing one or more programs to be executed by the one or more processors. The one or more programs include instructions for the process as outlined below. A visual query comprising one or more facial images including a respective facial image is received from a requester. Potential image matches that potentially match the respective facial image are identified in accordance with visual similarity criteria. The potential image matches comprise images from one or more image sources identified in accordance with data regarding the requester. One or more persons associated with the potential image matches are identified. For each identified person, person-specific data comprising social connection metrics of social connectivity to the requester obtained from a plurality of applications are retrieved. The plurality of applications is selected from the group consisting of communication applications, social networking applications, calendar applications, and collaborative applications. An ordered list of persons is generated by ranking the one or more identified persons in accordance with one or more metrics of visual similarity between the respective facial image and the potential image matches and also in accordance with ranking information comprising at least the social connection metrics. Then at least one person identifier from the ordered list is sent to the requester. Such a system may also include program instructions to execute the additional options discussed in the following sections.

According to some embodiments, a non-transitory computer readable storage medium for processing a visual query including a facial image is provided. The computer readable storage medium stores one or more programs configured for execution by a computer, the one or more programs comprising instructions for performing the following. A visual query comprising one or more facial images including a respective facial image is received from a requester. Potential image matches that potentially match the respective facial image are identified in accordance with visual similarity criteria. The potential image matches comprise images from one or more image sources identified in accordance with data regarding the requester. One or more persons associated with the potential image matches are identified. For each identified person, person-specific data comprising social connection metrics of social connectivity to the requester obtained from a plurality

of applications are retrieved. The plurality of applications is selected from the group consisting of communication applications, social networking applications, calendar applications, and collaborative applications. An ordered list of persons is generated by ranking the one or more identified persons in accordance with one or more metrics of visual similarity between the respective facial image and the potential image matches and also in accordance with ranking information comprising at least the social connection metrics. Then at least one person identifier from the ordered list is sent to the requester. Such a computer readable storage medium may also include program instructions to execute the additional options discussed in the following sections.

BRIEF DESCRIPTION OF THE DRAWINGS

FIG. 1 is a block diagram illustrating a computer network that includes a visual query server system.

FIG. 2 is a flow diagram illustrating the process for responding to a visual query, in accordance with some embodiments.

FIG. 3 is a flow diagram illustrating the process for responding to a visual query with an interactive results document, in accordance with some embodiments.

FIG. 4 is a flow diagram illustrating the communications between a client and a visual query server system, in accordance with some embodiments.

FIG. 5 is a block diagram illustrating a client system, in accordance with some embodiments.

FIG. 6 is a block diagram illustrating a front end visual query processing server system, in accordance with some embodiments.

FIG. 7 is a block diagram illustrating a generic one of the parallel search systems utilized to process a visual query, in accordance with some embodiments.

FIG. 8 is a block diagram illustrating an OCR search system utilized to process a visual query, in accordance with some embodiments.

FIG. 9 is a block diagram illustrating a facial recognition search system utilized to process a visual query, in accordance with some embodiments.

FIG. 10 is a block diagram illustrating an image to terms search system utilized to process a visual query, in accordance with some embodiments.

FIG. 11 illustrates a client system with a screen shot of an exemplary visual query, in accordance with some embodiments.

FIGS. 12A and 12B each illustrate a client system with a screen shot of an interactive results document with bounding boxes, in accordance with some embodiments.

FIG. 13 illustrates a client system with a screen shot of an interactive results document that is coded by type, in accordance with some embodiments.

FIG. 14 illustrates a client system with a screen shot of an interactive results document with labels, in accordance with some embodiments.

FIG. 15 illustrates a screen shot of an interactive results document and visual query displayed concurrently with a results list, in accordance with some embodiments.

FIGS. 16A-16B are flowcharts illustrating the process of responding to a visual query including a facial image, in accordance with some embodiments.

FIG. 17 is a flowchart illustrating various factors and characteristics used in generating an ordered list of persons that potentially match a facial image in a visual query, in accordance with some embodiments.

FIGS. 18A is a block diagram illustrating a portion of the data structure of a facial image database utilized by a facial recognition search system, in accordance with some embodiments. FIG. 18B illustrates relationships between people across a plurality of applications such as social network and communication applications, in accordance with some embodiments. FIG. 18C is a block diagram illustrating some image derived characteristics, in accordance with some embodiments.

Like reference numerals refer to corresponding parts throughout the drawings.

DESCRIPTION OF EMBODIMENTS

Reference will now be made in detail to embodiments, examples of which are illustrated in the accompanying drawings. In the following detailed description, numerous specific details are set forth in order to provide a thorough understanding of the present invention. However, it will be apparent to one of ordinary skill in the art that the present invention may be practiced without these specific details. In other instances, well-known methods, procedures, components, circuits, and networks have not been described in detail so as not to unnecessarily obscure aspects of the embodiments.

It will also be understood that, although the terms first, second, etc. may be used herein to describe various elements, these elements should not be limited by these terms. These terms are only used to distinguish one element from another. For example, a first contact could be termed a second contact, and, similarly, a second contact could be termed a first contact, without departing from the scope of the present invention. The first contact and the second contact are both contacts, but they are not the same contact.

The terminology used in the description of the invention herein is for the purpose of describing particular embodiments only and is not intended to be limiting of the invention. As used in the description of the invention and the appended claims, the singular forms "a," "an," and "the" are intended to include the plural forms as well, unless the context clearly indicates otherwise. It will also be understood that the term "and/or" as used herein refers to and encompasses any and all possible combinations of one or more of the associated listed items. It will be further understood that the terms "comprises" and/or "comprising," when used in this specification, specify the presence of stated features, integers, steps, operations, elements, and/or components, but do not preclude the presence or addition of one or more other features, integers, steps, operations, elements, components, and/or groups thereof.

As used herein, the term "if" may be construed to mean "when" or "upon" or "in response to determining" or "in response to detecting," depending on the context. Similarly, the phrase "if it is determined" or "if (a stated condition or event) is detected" may be construed to mean "upon determining" or "in response to determining" or "upon detecting (the stated condition or event)" or "in response to detecting (the stated condition or event)," depending on the context.

FIG. 1 is a block diagram illustrating a computer network that includes a visual query server system according to some embodiments. The computer network 100 includes one or more client systems 102 and a visual query server system 106. One or more communications networks 104 interconnect these components. The communications network 104 may be any of a variety of networks, including local area networks (LAN), wide area networks (WAN), wireless networks, wireline networks, the Internet, or a combination of such networks.

The client system **102** includes a client application **108**, which is executed by the client system, for receiving a visual query (e.g., visual query **1102** of FIG. **11**). A visual query is an image that is submitted as a query to a search engine or search system. Examples of visual queries, without limitations include photographs, scanned documents and images, and drawings. In some embodiments, the client application **108** is selected from the set consisting of a search application, a search engine plug-in for a browser application, and a search engine extension for a browser application. In some embodiments, the client application **108** is an “omnivorous” search box, which allows a user to drag and drop any format of image into the search box to be used as the visual query.

A client system **102** sends queries to and receives data from the visual query server system **106**. The client system **102** may be any computer or other device that is capable of communicating with the visual query server system **106**. Examples include, without limitation, desktop and notebook computers, mainframe computers, server computers, mobile devices such as mobile phones and personal digital assistants, network terminals, and set-top boxes.

The visual query server system **106** includes a front end visual query processing server **110**. The front end server **110** receives a visual query from the client **102**, and sends the visual query to a plurality of parallel search systems **112** for simultaneous processing. The search systems **112** each implement a distinct visual query search process and access their corresponding databases **114** as necessary to process the visual query by their distinct search process. For example, a face recognition search system **112-A** will access a facial image database **114-A** to look for facial matches to the image query. As will be explained in more detail with regard to FIG. **9**, if the visual query contains a face, the facial recognition search system **112-A** will return one or more search results (e.g., names, matching faces, etc.) from the facial image database **114-A**. In another example, the optical character recognition (OCR) search system **112-B**, converts any recognizable text in the visual query into text for return as one or more search results. In the optical character recognition (OCR) search system **112-B**, an OCR database **114-B** may be accessed to recognize particular fonts or text patterns as explained in more detail with regard to FIG. **8**.

Any number of parallel search systems **112** may be used. Some examples include a facial recognition search system **112-A**, an OCR search system **112-B**, an image-to-terms search system **112-C** (which may recognize an object or an object category), a product recognition search system (which may be configured to recognize 2-D images such as book covers and CDs and may also be configured to recognized 3-D images such as furniture), bar code recognition search system (which recognizes 1D and 2D style bar codes), a named entity recognition search system, landmark recognition (which may configured to recognize particular famous landmarks like the Eiffel Tower and may also be configured to recognize a corpus of specific images such as billboards), place recognition aided by geo-location information provided by a GPS receiver in the client system **102** or mobile phone network, a color recognition search system, and a similar image search system (which searches for and identifies images similar to a visual query). Further search systems can be added as additional parallel search systems, represented in FIG. **1** by system **112-N**. All of the search systems, except the OCR search system, are collectively defined herein as search systems performing an image-match process. All of the search systems including the OCR search system are collectively referred to as query-by-image search systems. In some embodiments, the visual query server system **106** includes a

facial recognition search system **112-A**, an OCR search system **112-B**, and at least one other query-by-image search system **112**.

The parallel search systems **112** each individually process the visual search query and return their results to the front end server system **110**. In some embodiments, the front end server **100** may perform one or more analyses on the search results such as one or more of: aggregating the results into a compound document, choosing a subset of results to display, and ranking the results as will be explained in more detail with regard to FIG. **6**. The front end server **110** communicates the search results to the client system **102**.

The client system **102** presents the one or more search results to the user. The results may be presented on a display, by an audio speaker, or any other means used to communicate information to a user. The user may interact with the search results in a variety of ways. In some embodiments, the user’s selections, annotations, and other interactions with the search results are transmitted to the visual query server system **106** and recorded along with the visual query in a query and annotation database **116**. Information in the query and annotation database can be used to improve visual query results. In some embodiments, the information from the query and annotation database **116** is periodically pushed to the parallel search systems **112**, which incorporate any relevant portions of the information into their respective individual databases **114**.

The computer network **100** optionally includes a term query server system **118**, for performing searches in response to term queries. A term query is a query containing one or more terms, as opposed to a visual query which contains an image. The term query server system **118** may be used to generate search results that supplement information produced by the various search engines in the visual query server system **106**. The results returned from the term query server system **118** may include any format. The term query server system **118** may include textual documents, images, video, etc. While term query server system **118** is shown as a separate system in FIG. **1**, optionally the visual query server system **106** may include a term query server system **118**.

Additional information about the operation of the visual query server system **106** is provided below with respect to the flowcharts in FIGS. **2-4**.

FIG. **2** is a flow diagram illustrating a visual query server system method for responding to a visual query, according to certain embodiments of the invention. Each of the operations shown in FIG. **2** may correspond to instructions stored in a computer memory or computer readable storage medium.

The visual query server system receives a visual query from a client system (**202**). The client system, for example, may be a desktop computing device, a mobile device, or another similar device (**204**) as explained with reference to FIG. **1**. An example visual query on an example client system is shown in FIG. **11**.

The visual query is an image document of any suitable format. For example, the visual query can be a photograph, a screen shot, a scanned image, or a frame or a sequence of multiple frames of a video (**206**). In some embodiments, the visual query is a drawing produced by a content authoring program (**736**, FIG. **5**). As such, in some embodiments, the user “draws” the visual query, while in other embodiments the user scans or photographs the visual query. Some visual queries are created using an image generation application such as Acrobat, a photograph editing program, a drawing program, or an image editing program. For example, a visual query could come from a user taking a photograph of his friend on his mobile phone and then submitting the photo-

graph as the visual query to the server system. The visual query could also come from a user scanning a page of a magazine, or taking a screen shot of a webpage on a desktop computer and then submitting the scan or screen shot as the visual query to the server system. In some embodiments, the visual query is submitted to the server system **106** through a search engine extension of a browser application, through a plug-in for a browser application, or by a search application executed by the client system **102**. Visual queries may also be submitted by other application programs (executed by a client system) that support or generate images which can be transmitted to a remotely located server by the client system.

The visual query can be a combination of text and non-text elements (**208**). For example, a query could be a scan of a magazine page containing images and text, such as a person standing next to a road sign. A visual query can include an image of a person's face, whether taken by a camera embedded in the client system or a document scanned by or otherwise received by the client system. A visual query can also be a scan of a document containing only text. The visual query can also be an image of numerous distinct subjects, such as several birds in a forest, a person and an object (e.g., car, park bench, etc.), a person and an animal (e.g., pet, farm animal, butterfly, etc.). Visual queries may have two or more distinct elements. For example, a visual query could include a barcode and an image of a product or product name on a product package. For example, the visual query could be a picture of a book cover that includes the title of the book, cover art, and a bar code. In some instances, one visual query will produce two or more distinct search results corresponding to different portions of the visual query, as discussed in more detail below.

The server system processes the visual query as follows. The front end server system sends the visual query to a plurality of parallel search systems for simultaneous processing (**210**). Each search system implements a distinct visual query search process, i.e., an individual search system processes the visual query by its own processing scheme.

In some embodiments, one of the search systems to which the visual query is sent for processing is an optical character recognition (OCR) search system. In some embodiments, one of the search systems to which the visual query is sent for processing is a facial recognition search system. In some embodiments, the plurality of search systems running distinct visual query search processes includes at least: optical character recognition (OCR), facial recognition, and another query-by-image process other than OCR and facial recognition (**212**). The other query-by-image process is selected from a set of processes that includes but is not limited to product recognition, bar code recognition, object-or-object-category recognition, named entity recognition, and color recognition (**212**).

In some embodiments, named entity recognition occurs as a post process of the OCR search system, wherein the text result of the OCR is analyzed for famous people, locations, objects and the like, and then the terms identified as being named entities are searched in the term query server system (**118**, FIG. 1). In other embodiments, images of famous landmarks, logos, people, album covers, trademarks, etc. are recognized by an image-to-terms search system. In other embodiments, a distinct named entity query-by-image process separate from the image-to-terms search system is utilized. The object-or-object category recognition system recognizes generic result types like "car." In some embodiments, this system also recognizes product brands, particular product models, and the like, and provides more specific descriptions, like "Porsche." Some of the search systems could be

special user specific search systems. For example, particular versions of color recognition and facial recognition could be a special search systems used by the blind.

The front end server system receives results from the parallel search systems (**214**). In some embodiments, the results are accompanied by a search score. For some visual queries, some of the search systems will find no relevant results. For example, if the visual query was a picture of a flower, the facial recognition search system and the bar code search system will not find any relevant results. In some embodiments, if no relevant results are found, a null or zero search score is received from that search system (**216**). In some embodiments, if the front end server does not receive a result from a search system after a pre-defined period of time (e.g., 0.2, 0.5, 1, 2 or 5 seconds), it will process the received results as if that timed out server produced a null search score and will process the received results from the other search systems.

Optionally, when at least two of the received search results meet pre-defined criteria, they are ranked (**218**). In some embodiments, one of the predefined criteria excludes void results. A pre-defined criterion is that the results are not void. In some embodiments, one of the predefined criteria excludes results having numerical score (e.g., for a relevance factor) that falls below a pre-defined minimum score. Optionally, the plurality of search results are filtered (**220**). In some embodiments, the results are only filtered if the total number of results exceeds a pre-defined threshold. In some embodiments, all the results are ranked but the results falling below a pre-defined minimum score are excluded. For some visual queries, the content of the results are filtered. For example, if some of the results contain private information or personal protected information, these results are filtered out.

Optionally, the visual query server system creates a compound search result (**222**). One embodiment of this is when more than one search system result is embedded in an interactive results document as explained with respect to FIG. 3. The term query server system (**118**, FIG. 1) may augment the results from one of the parallel search systems with results from a term search, where the additional results are either links to documents or information sources, or text and/or images containing additional information that may be relevant to the visual query. Thus, for example, the compound search result may contain an OCR result and a link to a named entity in the OCR document (**224**).

In some embodiments, the OCR search system (**112-B**, FIG. 1) or the front end visual query processing server (**110**, FIG. 1) recognizes likely relevant words in the text. For example, it may recognize named entities such as famous people or places. The named entities are submitted as query terms to the term query server system (**118**, FIG. 1). In some embodiments, the term query results produced by the term query server system are embedded in the visual query result as a "link." In some embodiments, the term query results are returned as separate links. For example, if a picture of a book cover were the visual query, it is likely that an object recognition search system will produce a high scoring hit for the book. As such a term query for the title of the book will be run on the term query server system **118** and the term query results are returned along with the visual query results. In some embodiments, the term query results are presented in a labeled group to distinguish them from the visual query results. The results may be searched individually, or a search may be performed using all the recognized named entities in the search query to produce particularly relevant additional search results. For example, if the visual query is a scanned travel brochure about Paris, the returned result may include

links to the term query server system **118** for initiating a search on a term query “Notre Dame.” Similarly, compound search results include results from text searches for recognized famous images. For example, in the same travel brochure, live links to the term query results for famous destinations shown as pictures in the brochure like “Eiffel Tower” and “Louvre” may also be shown (even if the terms “Eiffel Tower” and “Louvre” did not appear in the brochure itself)

The visual query server system then sends at least one result to the client system (**226**). Typically, if the visual query processing server receives a plurality of search results from at least some of the plurality of search systems, it will then send at least one of the plurality of search results to the client system. For some visual queries, only one search system will return relevant results. For example, in a visual query containing only an image of text, only the OCR server’s results may be relevant. For some visual queries, only one result from one search system may be relevant. For example, only the product related to a scanned bar code may be relevant. In these instances, the front end visual processing server will return only the relevant search result(s). For some visual queries, a plurality of search results are sent to the client system, and the plurality of search results include search results from more than one of the parallel search systems (**228**). This may occur when more than one distinct image is in the visual query. For example, if the visual query were a picture of a person riding a horse, results for facial recognition of the person could be displayed along with object identification results for the horse. In some embodiments, all the results for a particular query by image search system are grouped and presented together. For example, the top N facial recognition results are displayed under a heading “facial recognition results” and the top N object recognition results are displayed together under a heading “object recognition results.” Alternatively, as discussed below, the search results from a particular image search system may be grouped by image region. For example, if the visual query includes two faces, both of which produce facial recognition results, the results for each face would be presented as a distinct group. For some visual queries (e.g., a visual query including an image of both text and one or more objects), the search results may include both OCR results and one or more image-match results (**230**).

In some embodiments, the user may wish to learn more about a particular search result. For example, if the visual query was a picture of a dolphin and the “image to terms” search system returns the following terms “water,” “dolphin,” “blue,” and “Flipper,” the user may wish to run a text based query term search on “Flipper.” When the user wishes to run a search on a term query (e.g., as indicated by the user clicking on or otherwise selecting a corresponding link in the search results), the query term server system (**118**, FIG. **1**) is accessed, and the search on the selected term(s) is run. The corresponding search term results are displayed on the client system either separately or in conjunction with the visual query results (**232**). In some embodiments, the front end visual query processing server (**110**, FIG. **1**) automatically (i.e., without receiving any user command, other than the initial visual query) chooses one or more top potential text results for the visual query, runs those text results on the term query server system **118**, and then returns those term query results along with the visual query result to the client system as a part of sending at least one search result to the client system (**232**). In the example above, if “Flipper” was the first term result for the visual query picture of a dolphin, the front end server runs a term query on “Flipper” and returns those term query results along with the visual query results to the

client system. This embodiment, wherein a term result that is considered likely to be selected by the user is automatically executed prior to sending search results from the visual query to the user, saves the user time. In some embodiments, these results are displayed as a compound search result (**222**) as explained above. In other embodiments, the results are part of a search result list instead of or in addition to a compound search result.

FIG. **3** is a flow diagram illustrating the process for responding to a visual query with an interactive results document. The first three operations (**202**, **210**, **214**) are described above with reference to FIG. **2**. From the search results which are received from the parallel search systems (**214**), an interactive results document is created (**302**).

Creating the interactive results document (**302**) will now be described in detail. For some visual queries, the interactive results document includes one or more visual identifiers of respective sub-portions of the visual query. Each visual identifier has at least one user selectable link to at least one of the search results. A visual identifier identifies a respective sub-portion of the visual query. For some visual queries, the interactive results document has only one visual identifier with one user selectable link to one or more results. In some embodiments, a respective user selectable link to one or more of the search results has an activation region, and the activation region corresponds to the sub-portion of the visual query that is associated with a corresponding visual identifier.

In some embodiments, the visual identifier is a bounding box (**304**). In some embodiments, the bounding box encloses a sub-portion of the visual query as shown in FIG. **12A**. The bounding box need not be a square or rectangular box shape but can be any sort of shape including circular, oval, conformal (e.g., to an object in, entity in or region of the visual query), irregular or any other shape as shown in FIG. **12B**. For some visual queries, the bounding box outlines the boundary of an identifiable entity in a sub-portion of the visual query (**306**). In some embodiments, each bounding box includes a user selectable link to one or more search results, where the user selectable link has an activation region corresponding to a sub-portion of the visual query surrounded by the bounding box. When the space inside the bounding box (the activation region of the user selectable link) is selected by the user, search results that correspond to the image in the outlined sub-portion are returned.

In some embodiments, the visual identifier is a label (**307**) as shown in FIG. **14**. In some embodiments, label includes at least one term associated with the image in the respective sub-portion of the visual query. Each label is formatted for presentation in the interactive results document on or near the respective sub-portion. In some embodiments, the labels are color coded.

In some embodiments, each respective visual identifiers is formatted for presentation in a visually distinctive manner in accordance with a type of recognized entity in the respective sub-portion of the visual query. For example, as shown in FIG. **13**, bounding boxes around a product, a person, a trademark, and the two textual areas are each presented with distinct cross-hatching patterns, representing differently colored transparent bounding boxes. In some embodiments, the visual identifiers are formatted for presentation in visually distinctive manners such as overlay color, overlay pattern, label background color, label background pattern, label font color, and border color.

In some embodiments, the user selectable link in the interactive results document is a link to a document or object that contains one or more results related to the corresponding sub-portion of the visual query (**308**). In some embodiments,

at least one search result includes data related to the corresponding sub-portion of the visual query. As such, when the user selects the selectable link associated with the respective sub-portion, the user is directed to the search results corresponding to the recognized entity in the respective sub-portion of the visual query.

For example, if a visual query was a photograph of a bar code, there may be portions of the photograph which are irrelevant parts of the packaging upon which the bar code was affixed. The interactive results document may include a bounding box around only the bar code. When the user selects inside the outlined bar code bounding box, the bar code search result is displayed. The bar code search result may include one result, the name of the product corresponding to that bar code, or the bar code results may include several results such as a variety of places in which that product can be purchased, reviewed, etc.

In some embodiments, when the sub-portion of the visual query corresponding to a respective visual identifier contains text comprising one or more terms, the search results corresponding to the respective visual identifier include results from a term query search on at least one of the terms in the text. In some embodiments, when the sub-portion of the visual query corresponding to a respective visual identifier contains a person's face for which at least one match (i.e., search result) is found that meets predefined reliability (or other) criteria, the search results corresponding to the respective visual identifier include one or more of: name, handle, contact information, account information, address information, current location of a related mobile device associated with the person whose face is contained in the selectable sub-portion, other images of the person whose face is contained in the selectable sub-portion, and potential image matches for the person's face. In some embodiments, when the sub-portion of the visual query corresponding to a respective visual identifier contains a product for which at least one match (i.e., search result) is found that meets predefined reliability (or other) criteria, the search results corresponding to the respective visual identifier include one or more of: product information, a product review, an option to initiate purchase of the product, an option to initiate a bid on the product, a list of similar products, and a list of related products.

Optionally, a respective user selectable link in the interactive results document includes anchor text, which is displayed in the document without having to activate the link. The anchor text provides information, such as a key word or term, related to the information obtained when the link is activated. Anchor text may be displayed as part of the label (307), or in a portion of a bounding box (304), or as additional information displayed when a user hovers a cursor over a user selectable link for a pre-determined period of time such as 1 second.

Optionally, a respective user selectable link in the interactive results document is a link to a search engine for searching for information or documents corresponding to a text-based query (sometimes herein called a term query). Activation of the link causes execution of the search by the search engine, where the query and the search engine are specified by the link (e.g., the search engine is specified by a URL in the link and the text-based search query is specified by a URL parameter of the link), with results returned to the client system. Optionally, the link in this example may include anchor text specifying the text or terms in the search query.

In some embodiments, the interactive results document produced in response to a visual query can include a plurality of links that correspond to results from the same search system. For example, a visual query may be an image or picture

of a group of people. The interactive results document may include bounding boxes around each person, which when activated returns results from the facial recognition search system for each face in the group. For some visual queries, a plurality of links in the interactive results document corresponds to search results from more than one search system (310). For example, if a picture of a person and a dog was submitted as the visual query, bounding boxes in the interactive results document may outline the person and the dog separately. When the person (in the interactive results document) is selected, search results from the facial recognition search system are returned, and when the dog (in the interactive results document) is selected, results from the image-to-terms search system are returned. For some visual queries, the interactive results document contains an OCR result and an image match result (312). For example, if a picture of a person standing next to a sign were submitted as a visual query, the interactive results document may include visual identifiers for the person and for the text in the sign. Similarly, if a scan of a magazine was used as the visual query, the interactive results document may include visual identifiers for photographs or trademarks in advertisements on the page as well as a visual identifier for the text of an article also on that page.

After the interactive results document has been created, it is sent to the client system (314). In some embodiments, the interactive results document (e.g., document 1200, FIG. 15) is sent in conjunction with a list of search results from one or more parallel search systems, as discussed above with reference to FIG. 2. In some embodiments, the interactive results document is displayed at the client system above or otherwise adjacent to a list of search results from one or more parallel search systems (315) as shown in FIG. 15.

Optionally, the user will interact with the results document by selecting a visual identifier in the results document. The server system receives from the client system information regarding the user selection of a visual identifier in the interactive results document (316). As discussed above, in some embodiments, the link is activated by selecting an activation region inside a bounding box. In other embodiments, the link is activated by a user selection of a visual identifier of a sub-portion of the visual query, which is not a bounding box. In some embodiments, the linked visual identifier is a hot button, a label located near the sub-portion, an underlined word in text, or other representation of an object or subject in the visual query.

In embodiments where the search results list is presented with the interactive results document (315), when the user selects a user selectable link (316), the search result in the search results list corresponding to the selected link is identified. In some embodiments, the cursor will jump or automatically move to the first result corresponding to the selected link. In some embodiments in which the display of the client 102 is too small to display both the interactive results document and the entire search results list, selecting a link in the interactive results document causes the search results list to scroll or jump so as to display at least a first result corresponding to the selected link. In some other embodiments, in response to user selection of a link in the interactive results document, the results list is reordered such that the first result corresponding to the link is displayed at the top of the results list.

In some embodiments, when the user selects the user selectable link (316) the visual query server system sends at least a subset of the results, related to a corresponding sub-portion of the visual query, to the client for display to the user (318). In some embodiments, the user can select multiple visual identifiers concurrently and will receive a subset of

results for all of the selected visual identifiers at the same time. In other embodiments, search results corresponding to the user selectable links are preloaded onto the client prior to user selection of any of the user selectable links so as to provide search results to the user virtually instantaneously in response to user selection of one or more links in the interactive results document.

FIG. 4 is a flow diagram illustrating the communications between a client and a visual query server system. The client 102 receives a visual query from a user/querier/requester (402). In some embodiments, visual queries can only be accepted from users who have signed up for or “opted in” to the visual query system. In some embodiments, searches for facial recognition matches are only performed for users who have signed up for the facial recognition visual query system, while other types of visual queries are performed for anyone regardless of whether they have “opted in” to the facial recognition portion.

As explained above, the format of the visual query can take many forms. The visual query will likely contain one or more subjects located in sub-portions of the visual query document. For some visual queries, the client system 102 performs type recognition pre-processing on the visual query (404). In some embodiments, the client system 102 searches for particular recognizable patterns in this pre-processing system. For example, for some visual queries the client may recognize colors. For some visual queries the client may recognize that a particular sub-portion is likely to contain text (because that area is made up of small dark characters surrounded by light space etc.) The client may contain any number of pre-processing type recognizers, or type recognition modules. In some embodiments, the client will have a type recognition module (barcode recognition 406) for recognizing bar codes. It may do so by recognizing the distinctive striped pattern in a rectangular area. In some embodiments, the client will have a type recognition module (face detection 408) for recognizing that a particular subject or sub-portion of the visual query is likely to contain a face.

In some embodiments, the recognized “type” is returned to the user for verification. For example, the client system 102 may return a message stating “a bar code has been found in your visual query, are you interested in receiving bar code query results?” In some embodiments, the message may even indicate the sub-portion of the visual query where the type has been found. In some embodiments, this presentation is similar to the interactive results document discussed with reference to FIG. 3. For example, it may outline a sub-portion of the visual query and indicate that the sub-portion is likely to contain a face, and ask the user if they are interested in receiving facial recognition results.

After the client 102 performs the optional pre-processing of the visual query, the client sends (410) the visual query to the visual query server system 106, specifically to the front end visual query processing server 110. In some embodiments, if pre-processing produced relevant results, i.e., if one of the type recognition modules produced results above a certain threshold, indicating that the query or a sub-portion of the query is likely to be of a particular type (face, text, barcode etc.), the client will pass along information regarding the results of the pre-processing. For example, the client may indicate that the face recognition module is 75% sure that a particular sub-portion of the visual query contains a face. More generally, the pre-processing results, if any, include one or more subject type values (e.g., bar code, face, text, etc.). Optionally, the pre-processing results sent to the visual query server system include one or more of: for each subject type value in the pre-processing results, information identifying a

sub-portion of the visual query corresponding to the subject type value, and for each subject type value in the pre-processing results, a confidence value indicating a level of confidence in the subject type value and/or the identification of a corresponding sub-portion of the visual query.

The front end server 110 receives the visual query from the client system (202). The visual query received may contain the pre-processing information discussed above. As described above, the front end server sends the visual query to a plurality of parallel search systems (210). If the front end server 110 received pre-processing information regarding the likelihood that a sub-portion contained a subject of a certain type, the front end server may pass this information along to one or more of the parallel search systems. For example, it may pass on the information that a particular sub-portion is likely to be a face so that the facial recognition search system 112-A can process that subsection of the visual query first. Similarly, sending the same information (that a particular sub-portion is likely to be a face) may be used by the other parallel search systems to ignore that sub-portion or analyze other sub-portions first. In some embodiments, the front end server will not pass on the pre-processing information to the parallel search systems, but will instead use this information to augment the way in which it processes the results received from the parallel search systems.

As explained with reference to FIG. 2, for at some visual queries, the front end server 110 receives a plurality of search results from the parallel search systems (214). The front end server may then perform a variety of ranking and filtering, and may create an interactive search result document as explained with reference to FIGS. 2 and 3. If the front end server 110 received pre-processing information regarding the likelihood that a sub-portion contained a subject of a certain type, it may filter and order by giving preference to those results that match the pre-processed recognized subject type. If the user indicated that a particular type of result was requested, the front end server will take the user’s requests into account when processing the results. For example, the front end server may filter out all other results if the user only requested bar code information, or the front end server will list all results pertaining to the requested type prior to listing the other results. If an interactive visual query document is returned, the server may pre-search the links associated with the type of result the user indicated interest in, while only providing links for performing related searches for the other subjects indicated in the interactive results document. Then the front end server 110 sends the search results to the client system (226).

The client 102 receives the results from the server system (412). When applicable, these results will include the results that match the type of result found in the pre-processing stage. For example, in some embodiments they will include one or more bar code results (414) or one or more facial recognition results (416). If the client’s pre-processing modules had indicated that a particular type of result was likely, and that result was found, the found results of that type will be listed prominently.

Optionally the user will select or annotate one or more of the results (418). The user may select one search result, may select a particular type of search result, and/or may select a portion of an interactive results document (420). Selection of a result is implicit feedback that the returned result was relevant to the query. Such feedback information can be utilized in future query processing operations. An annotation provides explicit feedback about the returned result that can also be utilized in future query processing operations. Annotations take the form of corrections of portions of the returned result

15

(like a correction to a mis-OCR'd word) or a separate annotation (either free form or structured.)

The user's selection of one search result, generally selecting the "correct" result from several of the same type (e.g., choosing the correct result from a facial recognition server), is a process that is referred to as a selection among interpretations. The user's selection of a particular type of search result, generally selecting the result "type" of interest from several different types of returned results (e.g., choosing the OCR'd text of an article in a magazine rather than the visual results for the advertisements also on the same page), is a process that is referred to as disambiguation of intent. A user may similarly select particular linked words (such as recognized named entities) in an OCR'd document as explained in detail with reference to FIG. 8.

The user may alternatively or additionally wish to annotate particular search results. This annotation may be done in freeform style or in a structured format (422). The annotations may be descriptions of the result or may be reviews of the result. For example, they may indicate the name of subject (s) in the result, or they could indicate "this is a good book" or "this product broke within a year of purchase." Another example of an annotation is a user-drawn bounding box around a sub-portion of the visual query and user-provided text identifying the object or subject inside the bounding box. User annotations are explained in more detail with reference to FIG. 5.

The user selections of search results and other annotations are sent to the server system (424). The front end server 110 receives the selections and annotations and further processes them (426). If the information was a selection of an object, sub-region or term in an interactive results document, further information regarding that selection may be requested, as appropriate. For example, if the selection was of one visual result, more information about that visual result would be requested. If the selection was a word (either from the OCR server or from the Image-to-Terms server) a textual search of that word would be sent to the term query server system 118. If the selection was of a person from a facial image recognition search system, that person's profile would be requested. If the selection was for a particular portion of an interactive search result document, the underlying visual query results would be requested.

If the server system receives an annotation, the annotation is stored in a query and annotation database 116, explained with reference to FIG. 5. Then the information from the annotation database 116 is periodically copied to individual annotation databases for one or more of the parallel server systems, as discussed below with reference to FIGS. 7-10.

FIG. 5 is a block diagram illustrating a client system 102 in accordance with one embodiment of the present invention. The client system 102 typically includes one or more processing units (CPU's) 702, one or more network or other communications interfaces 704, memory 712, and one or more communication buses 714 for interconnecting these components. The client system 102 includes a user interface 705. The user interface 705 includes a display device 706 and optionally includes an input means such as a keyboard, mouse, or other input buttons 708. Alternatively or in addition the display device 706 includes a touch sensitive surface 709, in which case the display 706/709 is a touch sensitive display. In client systems that have a touch sensitive display 706/709, a physical keyboard is optional (e.g., a soft keyboard may be displayed when keyboard entry is needed). Furthermore, some client systems use a microphone and voice recognition to supplement or replace the keyboard. Optionally, the client 102 includes a GPS (global positioning satellite) receiver, or

16

other location detection apparatus 707 for determining the location of the client system 102. In some embodiments, visual query search services are provided that require the client system 102 to provide the visual query server system to receive location information indicating the location of the client system 102.

The client system 102 also includes an image capture device 710 such as a camera or scanner. Memory 712 includes high-speed random access memory, such as DRAM, SRAM, DDR RAM or other random access solid state memory devices; and may include non-volatile memory, such as one or more magnetic disk storage devices, optical disk storage devices, flash memory devices, or other non-volatile solid state storage devices. Memory 712 may optionally include one or more storage devices remotely located from the CPU (s) 702. Memory 712, or alternately the non-volatile memory device(s) within memory 712, comprises a non-transitory computer readable storage medium. In some embodiments, memory 712 or the computer readable storage medium of memory 712 stores the following programs, modules and data structures, or a subset thereof:

- an operating system 716 that includes procedures for handling various basic system services and for performing hardware dependent tasks;
- a network communication module 718 that is used for connecting the client system 102 to other computers via the one or more communication network interfaces 704 (wired or wireless) and one or more communication networks, such as the Internet, other wide area networks, local area networks, metropolitan area networks, and so on;
- a image capture module 720 for processing a respective image captured by the image capture device/camera 710, where the respective image may be sent (e.g., by a client application module) as a visual query to the visual query server system;
- one or more client application modules 722 for handling various aspects of querying by image, including but not limited to: a query-by-image submission module 724 for submitting visual queries to the visual query server system; optionally a region of interest selection module 725 that detects a selection (such as a gesture on the touch sensitive display 706/709) of a region of interest in an image and prepares that region of interest as a visual query; a results browser 726 for displaying the results of the visual query; and optionally an annotation module 728 with optional modules for structured annotation text entry 730 such as filling in a form or for freeform annotation text entry 732, which can accept annotations from a variety of formats, and an image region selection module 734 (sometimes referred to herein as a result selection module) which allows a user to select a particular sub-portion of an image for annotation;
- an optional content authoring application(s) 736 that allow a user to author a visual query by creating or editing an image rather than just capturing one via the image capture device 710; optionally, one or such applications 736 may include instructions that enable a user to select a sub-portion of an image for use as a visual query;
- an optional local image analysis module 738 that pre-processes the visual query before sending it to the visual query server system. The local image analysis may recognize particular types of images, or sub-regions within an image. Examples of image types that may be recognized by such modules 738 include one or more of: facial type (facial image recognized within visual query), bar

code type (bar code recognized within visual query), and text type (text recognized within visual query); and additional optional client applications **740** such as an email application, a phone application, a browser application, a mapping application, instant messaging application, social networking application etc. In some embodiments, the application corresponding to an appropriate actionable search result can be launched or accessed when the actionable search result is selected.

Optionally, the image region selection module **734** which allows a user to select a particular sub-portion of an image for annotation, also allows the user to choose a search result as a “correct” hit without necessarily further annotating it. For example, the user may be presented with a top N number of facial recognition matches and may choose the correct person from that results list. For some search queries, more than one type of result will be presented, and the user will choose a type of result. For example, the image query may include a person standing next to a tree, but only the results regarding the person is of interest to the user. Therefore, the image selection module **734** allows the user to indicate which type of image is the “correct” type—i.e., the type he is interested in receiving. The user may also wish to annotate the search result by adding personal comments or descriptive words using either the annotation text entry module **730** (for filling in a form) or freeform annotation text entry module **732**.

In some embodiments, the optional local image analysis module **738** is a portion of the client application (**108**, FIG. 1). Furthermore, in some embodiments the optional local image analysis module **738** includes one or more programs to perform local image analysis to pre-process or categorize the visual query or a portion thereof. For example, the client application **722** may recognize that the image contains a bar code, a face, or text, prior to submitting the visual query to a search engine. In some embodiments, when the local image analysis module **738** detects that the visual query contains a particular type of image, the module asks the user if they are interested in a corresponding type of search result. For example, the local image analysis module **738** may detect a face based on its general characteristics (i.e., without determining which person’s face) and provides immediate feedback to the user prior to sending the query on to the visual query server system. It may return a result like, “A face has been detected, are you interested in getting facial recognition matches for this face?” This may save time for the visual query server system (**106**, FIG. 1). For some visual queries, the front end visual query processing server (**110**, FIG. 1) only sends the visual query to the search system **112** corresponding to the type of image recognized by the local image analysis module **738**. In other embodiments, the visual query to the search system **112** may send the visual query to all of the search systems **112A-N**, but will rank results from the search system **112** corresponding to the type of image recognized by the local image analysis module **738**. In some embodiments, the manner in which local image analysis impacts on operation of the visual query server system depends on the configuration of the client system, or configuration or processing parameters associated with either the user or the client system. Furthermore, the actual content of any particular visual query and the results produced by the local image analysis may cause different visual queries to be handled differently at either or both the client system and the visual query server system.

In some embodiments, bar code recognition is performed in two steps, with analysis of whether the visual query includes a bar code performed on the client system at the local image analysis module **738**. Then the visual query is passed to

a bar code search system only if the client determines the visual query is likely to include a bar code. In other embodiments, the bar code search system processes every visual query.

Optionally, the client system **102** includes additional client applications **740**.

FIG. 6 is a block diagram illustrating a front end visual query processing server system **110** in accordance with one embodiment of the present invention. The front end server **110** typically includes one or more processing units (CPU’s) **802**, one or more network or other communications interfaces **804**, memory **812**, and one or more communication buses **814** for interconnecting these components. Memory **812** includes high-speed random access memory, such as DRAM, SRAM, DDR RAM or other random access solid state memory devices; and may include non-volatile memory, such as one or more magnetic disk storage devices, optical disk storage devices, flash memory devices, or other non-volatile solid state storage devices. Memory **812** may optionally include one or more storage devices remotely located from the CPU (s) **802**. Memory **812**, or alternately the non-volatile memory device(s) within memory **812**, comprises a non-transitory computer readable storage medium. In some embodiments, memory **812** or the computer readable storage medium of memory **812** stores the following programs, modules and data structures, or a subset thereof:

- an operating system **816** that includes procedures for handling various basic system services and for performing hardware dependent tasks;
- a network communication module **818** that is used for connecting the front end server system **110** to other computers via the one or more communication network interfaces **804** (wired or wireless) and one or more communication networks, such as the Internet, other wide area networks, local area networks, metropolitan area networks, and so on;
- a query manager **820** for handling the incoming visual queries from the client system **102** and sending them to two or more parallel search systems; as described elsewhere in this document, in some special situations a visual query may be directed to just one of the search systems, such as when the visual query includes a client-generated instruction (e.g., “facial recognition search only”);
- a results filtering module **822** for optionally filtering the results from the one or more parallel search systems and sending the top or “relevant” results to the client system **102** for presentation;
- a results ranking and formatting module **824** for optionally ranking the results from the one or more parallel search systems and for formatting the results for presentation;
- a results document creation module **826**, is used when appropriate, to create an interactive search results document; module **826** may include sub-modules, including but not limited to a bounding box creation module **828** and a link creation module **830**;
- a label creation module **831** for creating labels that are visual identifiers of respective sub-portions of a visual query;
- an annotation module **832** for receiving annotations from a user and sending them to an annotation database **116**;
- an actionable search results module **838** for generating, in response to a visual query, one or more actionable search result elements, each configured to launch a client-side action; examples of actionable search result elements are buttons to initiate a telephone call, to initiate email

message, to map an address, to make a restaurant reservation, and to provide an option to purchase a product; and

a query and annotation database **116** which comprises the database itself **834** and an index to the database **836**.

The results ranking and formatting module **824** ranks the results returned from the one or more parallel search systems (**112-A-112-N**, FIG. **1**). As already noted above, for some visual queries, only the results from one search system may be relevant. In such an instance, only the relevant search results from that one search system are ranked. For some visual queries, several types of search results may be relevant. In these instances, in some embodiments, the results ranking and formatting module **824** ranks all of the results from the search system having the most relevant result (e.g., the result with the highest relevance score) above the results for the less relevant search systems. In other embodiments, the results ranking and formatting module **824** ranks a top result from each relevant search system above the remaining results. In some embodiments, the results ranking and formatting module **824** ranks the results in accordance with a relevance score computed for each of the search results. For some visual queries, augmented textual queries are performed in addition to the searching on parallel visual search systems. In some embodiments, when textual queries are also performed, their results are presented in a manner visually distinctive from the visual search system results.

The results ranking and formatting module **824** also formats the results. In some embodiments, the results are presented in a list format. In some embodiments, the results are presented by means of an interactive results document. In some embodiments, both an interactive results document and a list of results are presented. In some embodiments, the type of query dictates how the results are presented. For example, if more than one searchable subject is detected in the visual query, then an interactive results document is produced, while if only one searchable subject is detected the results will be displayed in list format only.

The results document creation module **826** is used to create an interactive search results document. The interactive search results document may have one or more detected and searched subjects. The bounding box creation module **828** creates a bounding box around one or more of the searched subjects. The bounding boxes may be rectangular boxes, or may outline the shape(s) of the subject(s). The link creation module **830** creates links to search results associated with their respective subject in the interactive search results document. In some embodiments, clicking within the bounding box area activates the corresponding link inserted by the link creation module.

The query and annotation database **116** contains information that can be used to improve visual query results. In some embodiments, the user may annotate the image after the visual query results have been presented. Furthermore, in some embodiments the user may annotate the image before sending it to the visual query search system. Pre-annotation may help the visual query processing by focusing the results, or running text based searches on the annotated words in parallel with the visual query searches. In some embodiments, annotated versions of a picture can be made public (e.g., when the user has given permission for publication, for example by designating the image and annotation(s) as not private), so as to be returned as a potential image match hit. For example, if a user takes a picture of a flower and annotates the image by giving detailed genus and species information about that flower, the user may want that image to be presented to anyone who performs a visual query research look-

ing for that flower. In some embodiments, the information from the query and annotation database **116** is periodically pushed to the parallel search systems **112**, which incorporate relevant portions of the information (if any) into their respective individual databases **114**.

FIG. **7** is a block diagram illustrating one of the parallel search systems utilized to process a visual query. FIG. **7** illustrates a “generic” server system **112-N** in accordance with one embodiment of the present invention. This server system is generic only in that it represents any one of the visual query search servers **112-N**. The generic server system **112-N** typically includes one or more processing units (CPU’s) **502**, one or more network or other communications interfaces **504**, memory **512**, and one or more communication buses **514** for interconnecting these components. Memory **512** includes high-speed random access memory, such as DRAM, SRAM, DDR RAM or other random access solid state memory devices; and may include non-volatile memory, such as one or more magnetic disk storage devices, optical disk storage devices, flash memory devices, or other non-volatile solid state storage devices. Memory **512** may optionally include one or more storage devices remotely located from the CPU(s) **502**. Memory **512**, or alternately the non-volatile memory device(s) within memory **512**, comprises a non-transitory computer readable storage medium. In some embodiments, memory **512** or the computer readable storage medium of memory **512** stores the following programs, modules and data structures, or a subset thereof:

- an operating system **516** that includes procedures for handling various basic system services and for performing hardware dependent tasks;

- a network communication module **518** that is used for connecting the generic server system **112-N** to other computers via the one or more communication network interfaces **504** (wired or wireless) and one or more communication networks, such as the Internet, other wide area networks, local area networks, metropolitan area networks, and so on;

- a search application **520** specific to the particular server system, it may for example be a bar code search application, a color recognition search application, a product recognition search application, an object-or-object category search application, or the like;

- an optional index **522** if the particular search application utilizes an index;

- an optional image database **524** for storing the images relevant to the particular search application, where the image data stored, if any, depends on the search process type;

- an optional results ranking module **526** (sometimes called a relevance scoring module) for ranking the results from the search application, the ranking module may assign a relevancy score for each result from the search application, and if no results reach a pre-defined minimum score, may return a null or zero value score to the front end visual query processing server indicating that the results from this server system are not relevant; and

- an annotation module **528** for receiving annotation information from an annotation database (**116**, FIG. **1**) determining if any of the annotation information is relevant to the particular search application and incorporating any determined relevant portions of the annotation information into the respective annotation database **530**.

FIG. **8** is a block diagram illustrating an OCR search system **112-B** utilized to process a visual query in accordance with one embodiment of the present invention. The OCR search system **112-B** typically includes one or more process-

ing units (CPU's) **602**, one or more network or other communications interfaces **604**, memory **612**, and one or more communication buses **614** for interconnecting these components. Memory **612** includes high-speed random access memory, such as DRAM, SRAM, DDR RAM or other random access solid state memory devices; and may include non-volatile memory, such as one or more magnetic disk storage devices, optical disk storage devices, flash memory devices, or other non-volatile solid state storage devices. Memory **612** may optionally include one or more storage devices remotely located from the CPU(s) **602**. Memory **612**, or alternately the non-volatile memory device(s) within memory **612**, comprises a non-transitory computer readable storage medium. In some embodiments, memory **612** or the computer readable storage medium of memory **612** stores the following programs, modules and data structures, or a subset thereof:

- an operating system **616** that includes procedures for handling various basic system services and for performing hardware dependent tasks;
- a network communication module **618** that is used for connecting the OCR search system **112-B** to other computers via the one or more communication network interfaces **604** (wired or wireless) and one or more communication networks, such as the Internet, other wide area networks, local area networks, metropolitan area networks, and so on;
- an Optical Character Recognition (OCR) module **620** which tries to recognize text in the visual query, and converts the images of letters into characters;
- an optional OCR database **114-B** which is utilized by the OCR module **620** to recognize particular fonts, text patterns, and other characteristics unique to letter recognition;
- an optional spell check module **622** which improves the conversion of images of letters into characters by checking the converted words against a dictionary and replacing potentially mis-converted letters in words that otherwise match a dictionary word;
- an optional named entity recognition module **624** which searches for named entities within the converted text, sends the recognized named entities as terms in a term query to the term query server system (**118**, FIG. 1), and provides the results from the term query server system as links embedded in the OCR'd text associated with the recognized named entities;
- an optional text match application **632** which improves the conversion of images of letters into characters by checking converted segments (such as converted sentences and paragraphs) against a database of text segments and replacing potentially mis-converted letters in OCR'd text segments that otherwise match a text match application text segment, in some embodiments the text segment found by the text match application is provided as a link to the user (for example, if the user scanned one page of the New York Times, the text match application may provide a link to the entire posted article on the New York Times website);
- a results ranking and formatting module **626** for formatting the OCR'd results for presentation and formatting optional links to named entities, and also optionally ranking any related results from the text match application; and
- an optional annotation module **628** for receiving annotation information from an annotation database (**116**, FIG. 1) determining if any of the annotation information is relevant to the OCR search system and incorporating

any determined relevant portions of the annotation information into the respective annotation database **630**.

FIG. 9 is a block diagram illustrating a facial recognition search system **112-A** utilized to process a visual query with at least one facial image in accordance with one embodiment of the present invention. The facial recognition search system **112-A** typically includes one or more processing units (CPU's) **902**, one or more network or other communications interfaces **904**, memory **912**, and one or more communication buses **914** for interconnecting these components. Memory **912** includes high-speed random access memory, such as DRAM, SRAM, DDR RAM or other random access solid state memory devices; and may include non-volatile memory, such as one or more magnetic disk storage devices, optical disk storage devices, flash memory devices, or other non-volatile solid state storage devices. Memory **912** may optionally include one or more storage devices remotely located from the CPU(s) **902**. Memory **912**, or alternately the non-volatile memory device(s) within memory **912**, comprises a non-transitory computer readable storage medium. In some embodiments, memory **912** or the computer readable storage medium of memory **912** stores the following programs, modules and data structures, or a subset thereof

- An operating system **916** that includes procedures for handling various basic system services and for performing hardware dependent tasks.
- A network communication module **918** that is used for connecting the facial recognition search system **112-A** to other computers via the one or more communication network interfaces **904** (wired or wireless) and one or more communication networks, such as the Internet, other wide area networks, local area networks, metropolitan area networks, and so on.
- A facial recognition search application **920** including a visual identifier module **924** for identifying potential image matches that potentially match a facial image in the query, a personal identifier module **926** for identifying persons associated with the potential image matches, and a social connection metrics module **928** for retrieving person-specific data comprising metrics of social connectivity to the requester (and/or another person in the image), and a ranking module **930** for generating a ranked list of identified persons in accordance with metrics of visual similarity between the facial image and the potential matches as well as in accordance with social connection metrics.
- A facial image database **114-A**, which is searched to find the images that potentially match a facial image in a query, includes one or more image sources such as social network images **932**, web album images **934**, photo sharing images **936**, and previous query images **938**. The image sources used in response to a particular query are identified in accordance with data regarding the requester. In some embodiments, they include only images in accounts belonging to or associated with the requester, such as social networking accounts of the requester, web albums of the requester, and so on. In other embodiments the sources include images belonging to or associated with other people with whom the requester is socially connected, e.g., people with a direct connection to a requester on a social graph. Optionally, the facial image database **114-A** includes images of famous people **940**. In some embodiments, the facial image database includes facial images obtained from external sources, such as vendors of facial images that are legally in the public domain.

An image feature extractor **942** extracts characteristics derived from images in the facial image database **114-A** and stores the information in a database of person-specific data **964**. In some embodiments, visual characteristics such as an indoor habitat factor, an outdoor habitat factor, a gender factor, a race factor, a glasses factor, a facial hair factor, a head hair factor, a headwear factor, an eye color factor, occurrence information, and co-occurrence information are extracted with a visual features extractor **944**. In some embodiments, metadata characteristics such as date information, time information, and location information are extracted with a metadata features extractor **946**.

Public databases **948** are sources of person-specific data, which include connection metrics of social connectivity between the person associated with a potential image match and the requester. The data is obtained from a plurality of applications including, but are not limited to, social network databases **922**, social microblog databases **950**, blog databases **952**, email databases **954**, IM databases **956**, calendar databases **958**, contact lists **960**, and/or public URLs **962**.

A database of person-specific data **964** that stores information specific to particular persons. Some or all of the person-specific data is obtained from public databases. The person-specific data is described in more detail with respect to FIGS. **18A-C**.

A results formatting module **966** for formatting the results for presentation; in some embodiments, the formatted results include the potential image matches and subset of information from the database of person-specific data **964**.

An annotation module **968** for receiving annotation information from an annotation database (**116**, FIG. **1**), for determining if any of the annotation information is relevant to the facial recognition search system, and for storing any determined relevant portions of the annotation information into the respective annotation database **970**.

A person location module **972** acquires location information concerning the current location of the requester and one or more persons identified as potential matches to a facial image in a visual query. The acquisition of location information by person location module **972** and the use of location information to improve matching of a person to a facial image by search application **920** is discussed below with reference to FIGS. **16A**, **17**, **18A** and **18C**.

FIG. **10** is a block diagram illustrating an image-to-terms search system **112-C** utilized to process a visual query in accordance with one embodiment of the present invention. In some embodiments, the image-to-terms search system recognizes objects (instance recognition) in the visual query. In other embodiments, the image-to-terms search system recognizes object categories (type recognition) in the visual query. In some embodiments, the image to terms system recognizes both objects and object-categories. The image-to-terms search system returns potential term matches for images in the visual query. The image-to-terms search system **112-C** typically includes one or more processing units (CPU's) **1002**, one or more network or other communications interfaces **1004**, memory **1012**, and one or more communication buses **1014** for interconnecting these components. Memory **1012** includes high-speed random access memory, such as DRAM, SRAM, DDR RAM or other random access solid state memory devices; and may include non-volatile memory, such as one or more magnetic disk storage devices, optical

disk storage devices, flash memory devices, or other non-volatile solid state storage devices. Memory **1012** may optionally include one or more storage devices remotely located from the CPU(s) **1002**. Memory **1012**, or alternately the non-volatile memory device(s) within memory **1012**, comprises a non-transitory computer readable storage medium. In some embodiments, memory **1012** or the computer readable storage medium of memory **1012** stores the following programs, modules and data structures, or a subset thereof:

an operating system **1016** that includes procedures for handling various basic system services and for performing hardware dependent tasks;

a network communication module **1018** that is used for connecting the image-to-terms search system **112-C** to other computers via the one or more communication network interfaces **1004** (wired or wireless) and one or more communication networks, such as the Internet, other wide area networks, local area networks, metropolitan area networks, and so on;

a image-to-terms search application **1020** that searches for images matching the subject or subjects in the visual query in the image search database **114-C**;

an image search database **114-C** which can be searched by the search application **1020** to find images similar to the subject(s) of the visual query;

a terms-to-image inverse index **1022**, which stores the textual terms used by users when searching for images using a text based query search engine **1006**;

a results ranking and formatting module **1024** for ranking the potential image matches and/or ranking terms associated with the potential image matches identified in the terms-to-image inverse index **1022**; and

an annotation module **1026** for receiving annotation information from an annotation database (**116**, FIG. **1**) determining if any of the annotation information is relevant to the image-to terms search system **112-C** and storing any determined relevant portions of the annotation information into the respective annotation database **1028**.

FIGS. **5-10** are intended more as functional descriptions of the various features which may be present in a set of computer systems than as a structural schematic of the embodiments described herein. In practice, and as recognized by those of ordinary skill in the art, items shown separately could be combined and some items could be separated. For example, some items shown separately in these figures could be implemented on single servers and single items could be implemented by one or more servers. The actual number of systems used to implement visual query processing and how features are allocated among them will vary from one implementation to another.

Each of the methods described herein may be governed by instructions that are stored in a non-transitory computer readable storage medium and that are executed by one or more processors of one or more servers or clients. The above identified modules or programs (i.e., sets of instructions) need not be implemented as separate software programs, procedures or modules, and thus various subsets of these modules may be combined or otherwise re-arranged in various embodiments. Each of the operations shown in FIGS. **5-10** may correspond to instructions stored in a computer memory or non-transitory computer readable storage medium.

FIG. **11** illustrates a client system **102** with a screen shot of an exemplary visual query **1102**. The client system **102** shown in FIG. **11** is a mobile device such as a cellular telephone, portable music player, or portable emailing device. The client system **102** includes a display **706** and one or more

input means **708** such the buttons shown in this figure. In some embodiments, the display **706** is a touch sensitive display **709**. In embodiments having a touch sensitive display **709**, soft buttons displayed on the display **709** may optionally replace some or all of the electromechanical buttons **708**. Touch sensitive displays are also helpful in interacting with the visual query results as explained in more detail below. The client system **102** also includes an image capture mechanism such as a camera **710**.

FIG. **11** illustrates a visual query **1102** which is a photograph or video frame of a package on a shelf of a store. In the embodiments described here, the visual query is a two dimensional image having a resolution corresponding to the size of the visual query in pixels in each of two dimensions. The visual query **1102** in this example is a two dimensional image of three dimensional objects. The visual query **1102** includes background elements, a product package **1104**, and a variety of types of entities on the package including an image of a person **1106**, an image of a trademark **1108**, an image of a product **1110**, and a variety of textual elements **1112**.

As explained with reference to FIG. **3**, the visual query **1102** is sent to the front end server **110**, which sends the visual query **1102** to a plurality of parallel search systems (**112A-N**), receives the results and creates an interactive results document.

FIGS. **12A** and **12B** each illustrate a client system **102** with a screen shot of an embodiment of an interactive results document **1200**. The interactive results document **1200** includes one or more visual identifiers **1202** of respective sub-portions of the visual query **1102**, which each include a user selectable link to a subset of search results. FIGS. **12A** and **12B** illustrate an interactive results document **1200** with visual identifiers that are bounding boxes **1202** (e.g., bounding boxes **1202-1**, **1202-2**, **1202-3**). In the embodiments shown in FIGS. **12A** and **12B**, the user activates the display of the search results corresponding to a particular sub-portion by tapping on the activation region inside the space outlined by its bounding box **1202**. For example, the user would activate the search results corresponding to the image of the person, by tapping on a bounding box **1306** (FIG. **13**) surrounding the image of the person. In other embodiments, the selectable link is selected using a mouse or keyboard rather than a touch sensitive display. In some embodiments, the first corresponding search result is displayed when a user previews a bounding box **1202** (i.e., when the user single clicks, taps once, or hovers a pointer over the bounding box). The user activates the display of a plurality of corresponding search results when the user selects the bounding box (i.e., when the user double clicks, taps twice, or uses another mechanism to indicate selection.)

In FIGS. **12A** and **12B** the visual identifiers are bounding boxes **1202** surrounding sub-portions of the visual query. FIG. **12A** illustrates bounding boxes **1202** that are square or rectangular. FIG. **12B** illustrates a bounding box **1202** that outlines the boundary of an identifiable entity in the sub-portion of the visual query, such as the bounding box **1202-3** for a drink bottle. In some embodiments, a respective bounding box **1202** includes smaller bounding boxes **1202** within it. For example, in FIGS. **12A** and **12B**, the bounding box identifying the package **1202-1** surrounds the bounding box identifying the trademark **1202-2** and all of the other bounding boxes **1202**. In some embodiments that include text, also include active hot links **1204** for some of the textual terms. FIG. **12B** shows an example where "Active Drink" and "United States" are displayed as hot links **1204**. The search results corresponding to these terms are the results received from the term query server system **118**, whereas the results

corresponding to the bounding boxes are results from the query by image search systems.

FIG. **13** illustrates a client system **102** with a screen shot of an interactive results document **1200** that is coded by type of recognized entity in the visual query. The visual query of FIG. **11** contains an image of a person **1106**, an image of a trademark **1108**, an image of a product **1110**, and a variety of textual elements **1112**. As such the interactive results document **1200** displayed in FIG. **13** includes bounding boxes **1202** around a person **1306**, a trademark **1308**, a product **1310**, and the two textual areas **1312**. The bounding boxes of FIG. **13** are each presented with separate cross-hatching which represents differently colored transparent bounding boxes **1202**. In some embodiments, the visual identifiers of the bounding boxes (and/or labels or other visual identifiers in the interactive results document **1200**) are formatted for presentation in visually distinctive manners such as overlay color, overlay pattern, label background color, label background pattern, label font color, and bounding box border color. The type coding for particular recognized entities is shown with respect to bounding boxes in FIG. **13**, but coding by type can also be applied to visual identifiers that are labels.

FIG. **14** illustrates a client device **102** with a screen shot of an interactive results document **1200** with labels **1402** being the visual identifiers of respective sub-portions of the visual query **1102** of FIG. **11**. The label visual identifiers **1402** each include a user selectable link to a subset of corresponding search results. In some embodiments, the selectable link is identified by descriptive text displayed within the area of the label **1402**. Some embodiments include a plurality of links within one label **1402**. For example, in FIG. **14**, the label hovering over the image of a woman drinking includes a link to facial recognition results for the woman and a link to image recognition results for that particular picture (e.g., images of other products or advertisements using the same picture.)

In FIG. **14**, the labels **1402** are displayed as partially transparent areas with text that are located over their respective sub-portions of the interactive results document. In other embodiments, a respective label is positioned near but not located over its respective sub-portion of the interactive results document. In some embodiments, the labels are coded by type in the same manner as discussed with reference to FIG. **13**. In some embodiments, the user activates the display of the search results corresponding to a particular sub-portion corresponding to a label **1302** by tapping on the activation region inside the space outlined by the edges or periphery of the label **1302**. The same previewing and selection functions discussed above with reference to the bounding boxes of FIGS. **12A** and **12B** also apply to the visual identifiers that are labels **1402**.

FIG. **15** illustrates a screen shot of an interactive results document **1200** and the original visual query **1102** displayed concurrently with a results list **1500**. In some embodiments, the interactive results document **1200** is displayed by itself as shown in FIGS. **12-14**. In other embodiments, the interactive results document **1200** is displayed concurrently with the original visual query as shown in FIG. **15**. In some embodiments, the list of visual query results **1500** is concurrently displayed along with the original visual query **1102** and/or the interactive results document **1200**. The type of client system and the amount of room on the display **706** may determine whether the list of results **1500** is displayed concurrently with the interactive results document **1200**. In some embodiments, the client system **102** receives (in response to a visual query submitted to the visual query server system) both the list of results **1500** and the interactive results document **1200**, but only displays the list of results **1500** when the user scrolls

below the interactive results document **1200**. In some of these embodiments, the client system **102** displays the results corresponding to a user selected visual identifier **1202/1402** without needing to query the server again because the list of results **1500** is received by the client system **102** in response to the visual query and then stored locally at the client system **102**.

In some embodiments, the list of results **1500** is organized into categories **1502**. Each category contains at least one result **1503**. In some embodiments, the categories titles are highlighted to distinguish them from the results **1503**. The categories **1502** are ordered according to their calculated category weight. In some embodiments, the category weight is a combination of the weights of the highest N results in that category. As such, the category that has likely produced more relevant results is displayed first. In embodiments where more than one category **1502** is returned for the same recognized entity (such as the facial image recognition match and the image match shown in FIG. **15**) the category displayed first has a higher category weight.

As explained with respect to FIG. **3**, in some embodiments, when a selectable link in the interactive results document **1200** is selected by a user of the client system **102**, the cursor will automatically move to the appropriate category **1502** or to the first result **1503** in that category. Alternatively, when a selectable link in the interactive results document is selected by a user of the client system **102**, the list of results **1500** is re-ordered such that the category or categories relevant to the selected link are displayed first. This is accomplished, for example, by either coding the selectable links with information identifying the corresponding search results, or by coding the search results to indicate the corresponding selectable links or to indicate the corresponding result categories.

In some embodiments, the categories of the search results correspond to the query-by-image search system that produce those search results. For example, in FIG. **15** some of the categories are product match **1506**, logo match **1508**, facial recognition match **1510**, image match **1512**. The original visual query **1102** and/or an interactive results document **1200** may be similarly displayed with a category title such as the query **1504**. Similarly, results from any term search performed by the term query server may also be displayed as a separate category, such as web results **1514**. In other embodiments, more than one entity in a visual query will produce results from the same query-by-image search system. For example, the visual query could include two different faces that would return separate results from facial recognition search system **112-A**. As such, in some embodiments, the categories **1502** are divided by recognized entity rather than by search system. In some embodiments, an image of the recognized entity is displayed in the recognized entity category header **1502** such that the results for that recognized entity are distinguishable from the results for another recognized entity, even though both results are produced by the same query by image search system. For example, in FIG. **15**, the product match category **1506** includes two entity product entities and as such as two entity categories **1502**—a boxed product **1516** and a bottled product **1518**, each of which have a plurality of corresponding search results **1503**. In some embodiments, the categories may be divided by recognized entities and type of query-by-image system. For example, in FIG. **15**, there are two separate entities that returned relevant results under the product match category product.

In some embodiments, the results **1503** include thumbnail images. For example, as shown for the facial recognition match results in FIG. **15**, small versions (also called thumbnail images) of the pictures of the facial matches for “Actress

X” and “Social Network Friend Y” are displayed along with some textual description such as the name of the person in the image.

FIGS. **16A-16B** are flowcharts illustrating a process of responding to a visual query including a facial image, in accordance with some embodiments. Each of the operations shown these figures may correspond to instructions stored in a computer memory or non-transitory computer readable storage medium. Facial recognition search system **112-A** receives, from a requester, a visual query with one or more facial images in it (**1602**). In some embodiments, the fact that the visual query contains at least one face is determined by the front end visual query processing server **110**. In other words, when a visual query is processed by facial recognition search system **112-A**, at least a portion of the visual query image has been determined to contain a potential face. In some circumstances, the visual query contains a plurality of faces, such as a picture of two or more friends, or a group photo of several people. In some cases where the visual query comprises a plurality of facial images, the requester may only be interested in one of the faces. As such, in some embodiments when the visual query includes at least a respective facial image and a second facial image, prior to identifying potential image matches, the system receives a selection of the respective facial image from the requester. For example, in some embodiments the system identifies each potential face and requests confirmation regarding which face(s) in the query the requester wishes to have identified.

Images that potentially match a respective facial image are identified (**1604**). These images are called potential image matches. The potential image matches are identified in accordance with visual similarity criteria. Also, the potential image matches are identified from one or more image sources identified in accordance with data regarding the requester (**1606**). In some embodiments, data regarding the requester is obtained from a requester’s profile information. In some embodiments, the requester’s profile information is obtained from the requester directly. Alternatively, or in addition, the requester’s profile information is received from a social network. The potential image matches include images that are tagged, i.e., images that include personal identifiers for the person or persons in the images. In some embodiments, the one or more image sources include images from a requestor’s social networking database(s), web album(s), photo sharing database(s), and other sources of images associated with the requester. Furthermore, in some embodiments, a database (**940**, FIG. **9**) of famous people’s images is also included in the image sources searched for potential image matches. In some embodiments, the image sources searched for potential image matches also include images from the requestor’s friends’ or contacts’ social networking database(s), web album(s), photo sharing database(s), and other sources of images associated with the requester. In embodiments that include images from a requestor’s friends’ or contacts’ databases, a determination of which databases to include is made. For example, in some embodiments, databases of a pre-determined maximum number of friends or contacts are included. In other embodiments, databases of only direct social networking friends are included.

Then one or more persons associated with the potential image matches are identified (**1608**). In some embodiments, the one or more persons are identified from personal identifier tags associated with the identified image matches. For example, the system may identify that Bob Smith, Joe Jones, and Peter Johnson are persons associated with potential image matches for a query including an image of a male friend because these three people were tagged in other images

associated with the requestor, and these three people are visually similar to the facial image in the query.

For each identified person, person-specific data is retrieved, which includes social connection metrics obtained from a plurality of applications (1610). The plurality of applications includes communication applications, social networking applications, calendar applications, and collaborative applications (1612). For example, the applications may include applications such as a Facebook, Twitter, Buzz, G-mail (email and IM), web calendars, blogs such as “LiveJournal”, personal public URLs, and any contact lists associated with them. In some embodiments, data is obtained only from “public” published information on these applications. In other embodiments, data is obtained if it belongs to or has been explicitly shared with the requestor. In some embodiments, the person-specific data includes name, address, occupation, group memberships, interests, age, hometown, personal statistics, and work information for the respective identified person (as discussed with more detail with respect to FIG. 18A). In some embodiments, this information is gleaned from one or more of the above mentioned applications.

The person-specific data includes social connection metrics, which are metrics of social connectivity between the respective identified person and the requestor (1614). In some embodiments, the social connectivity metrics include metrics of social connectivity over one or more of the above mentioned applications. For example, the social connectivity metrics may take into account one or more of: whether the respective identified person and the requestor are friends on a social networking website, the quantity (if any) of email and/or IM messages exchanged by the requestor and the respective identified person, and whether the requestor and the respective identified person follow each other’s social micro-blog posts, etc.

In some embodiments, the person-specific data for a respective identified person also includes characteristics derived from other images of the respective person (1616). In some embodiments, these characteristics include metadata information from the images such as date information, time information, and location information. In other embodiments, the characteristics derived from other images of the respective person comprises visual factors such as an indoor habitat factor, an outdoor habitat factor, a gender factor, a race factor, a glasses factor, a facial hair factor, a head hair factor, a headwear factor, and an eye color factor. In yet other embodiments, characteristics derived from other images of the respective person include occurrences information regarding an amount of occurrences of the respective person in the one or more image sources, and/or information regarding an amount of co-occurrences of the respective person and with a second person in images from the one or more image sources.

Optionally, in some embodiments, the current location information for the requestor and current location information for a respective identified person are obtained (1618) by person location module 972 (FIG. 9). For example, the current location of either the requestor or the respective identified person may be obtained from a GPS receiver located in a mobile device, from an IP address of desktop device used by the person, from a home address or work address or the person, or from a published location of the person (such as, “I am currently at a conference in Boston”).

Then an ordered list of persons is generated by ranking the one or more identified persons in accordance with one or more metrics of visual similarity between the respective facial image and the potential image matches and also in accordance with ranking information comprising at least the

social connection metrics (1620). These and other factors affecting the ranking are discussed in more detail below with respect to FIG. 17.

The process continues as shown in FIG. 16B. Optionally, an opt-in list is checked to and a determination is made as to whether one or more person identifiers are releasable to the requestor (1622). In some embodiments, this check is done when the potentially matching image(s) are from a source other than the requestor’s own account(s), or when the requestor’s own accounts do not contain tagged images of the respective identified person.

Then the requestor is sent at least one person identifier from the ordered list (1624), thereby identifying one or more persons. In some embodiments, the person identifier is a name. In other embodiments, the person identifier is a handle, email address, nickname or the like. In some embodiments, a representative picture, such as a profile picture, an image of the identified person that best matches the visual query is sent along with the person identifier. In such embodiments, when more than one person is identified as a potential match, a representative picture of each identified person is sent along with the response to the image query. In some embodiments, additional information such as contact information, or a snippet of a recent public post is also sent with the person identifier. In other embodiments, in addition to the person identifier, the connection found between the requestor and the person in the image is also returned. For example, a ranked result of Joe Smith, could include the statement “Joe Smith is listed as a contact in more than one of your accounts,” or “You and Joe Smith are both members of the Palo Alto Tennis Club” or “You and Joe Smith are both friends with Karen Jones.” Further information such as the person’s contact information, group affiliations, the names of the people in-between the requestor and the person in the matched image according to the social graph may be included in the results returned to the requestor. In some embodiments, the augmented information presented to the requestor is explicitly or implicitly specified by the requestor (e.g., by configuration values in his profile, or by parameters in the visual query, or by the type of the visual query). In some embodiments, when more than one person identifier is sent to the requestor, more information is provided for the top ranked identified persons than for the lower ranked identified persons.

In some embodiments, a copy of the visual query (or portion of the query with the respective facial image) is also sent with the one or more person identifiers (1626). When more than one facial image was in the original visual query and one or more facial images are positively identified, in some embodiments, a copy of the visual query is also sent to one or more of the identified people in the visual query. Thus, if a group photo is taken, and multiple people want copies of it, the requestor does not to have find contact information for them and manually send them a copy of the photograph. In some embodiments, a requestor must first verify that copies should be sent to one or more of the identified people before they are sent.

In some embodiments, a selection of a personal identifier is received from the requestor (1628). Then, in response to the selection, data corresponding to the selected person identifier is sent to the requestor (1630). In some embodiments this data includes one or more images associated with the person identifier, contact information associated with the person identifier, public profile information associated with the person identifier, etc. In some embodiments, the requestor is given the option to store some or all of this information in the requestor’s contact list, or to update the requestor’s contact information for the identified person. In some embodiments,

the information is associated with the requestor's visual query, or the portion of the query with the facial image corresponding to the person identifier is stored with contact list information.

Furthermore, in some embodiments, the facial image of the visual query is stored as an additional image of a respective person corresponding to the selected person identifier (1632). In some embodiments, the image is stored in a previous queries portion of the image sources (938, FIG. 9). In some embodiments, the requester is given an opportunity to annotate the image to include additional data. In instances where annotation data is entered by the requester, it is received and stored (1634) by facial recognition search system 112-A. The annotation module (968, FIG. 9) accepts annotations to improve future facial recognition searches. For example, if the user annotates a picture of a person with the name of that person, that picture might be used in future facial recognition queries to recognize the person. In some embodiments, for privacy reasons, the additional annotated pictures of a person may be used by facial recognition search system 112-A to augment the facial recognition process but are not returned as an image result to anyone but the original requester. In some embodiments, only the actual person identified in the visual query is allowed to make an image public (or available to people other than the requester). In some embodiments, once the person is positively identified, a request is sent to that person asking them if they will allow the image to be returned a result for future queries for people within their social network.

In some embodiments, more than one image of the same person may be retrieved at step 1604. Once the potential matching images are retrieved and it is determined that the images are of the same person, which may be done by noting that the images both have the same personal ID, same or similar personal-specific data (name, address, and the like) or have same or similar social connections, the images will be associated with the same data and treated like a single unit for the rest of the processing steps. Optionally, if two or more images are returned with the same person identifier in step 1624, more than one retrieved image for the same person identifier are returned in the response to the image query.

FIG. 17 is a flowchart illustrating factors and characteristics used in generating an ordered list of persons that potentially match a facial image in a visual query. This flowchart provides more information regarding step 1620, discussed above.

In some embodiments, various factors are used in determining a ranking score for a respective person in the ordered list of persons according to the social network connection metrics (1702). In some embodiments, an amount of communication between a respective person and the requester on the one or more communication applications is determined, and then a ranking score for the respective person, is determined, wherein a factor in determining the ranking score for the respective person is the determined amount of communication between the respective person and the requester on the one or more communication applications (1704). The communications applications may include social networking applications, social micro-blogs, email applications, and/or instant messaging applications. For example, if a respective person has communicated extensively with the requester by one or more communications applications (e.g., extensive communications by email and social network posts), then the requestor is likely to know the respective person quite well and thus the facial image in the visual query is more likely to be the respective person. In some embodiments, this factor is only used when the amount of communication is above a

pre-determined threshold (e.g., a set number of communications, a number of communications within a certain period of time, or a percentage of the total communications). In some embodiments, facial recognition search system 112-A determines whether the amount of communication between the respective person and the requester on the one or more communication applications exceeds a threshold, and a factor in determining the ranking score for the respective person is the determination of whether the amount of communication between the respective person and the requester on the one or more communication applications exceeds the threshold.

In some embodiments, a determination of whether the requester and a respective person are directly connected in a respective social networking application is made, and then a ranking score for the respective person is determined, wherein a factor in determining the ranking score for the respective person is the determination of whether the requester and the respective person are directly connected in a respective social networking application (1706). For example, if the requester and the respective person are directly connected as friends, then the requestor is likely to know the respective person quite well and thus the facial image in the visual query is more likely to be the respective person.

In cases where the person-specific data for the respective person includes a plurality of characteristics, such as two or more of: name, address, occupation, group memberships, interests, age, hometown, personal statistics, and/or work information for the respective person, the same information is also retrieved for the requester, to the extent that such information is available to facial recognition search system 112-A. Then one or more personal similarity metrics are determined in accordance with an extent to which the person-specific data of the requester is similar to the person-specific data of the respective identified person. A ranking score for the respective identified person is determined, wherein one or more factors in determining the ranking score for the respective identified person are the one or more personal similarity metrics (1708). For example, if the requester and the respective person are of similar age, similar occupation, and are members of similar groups, they are more likely to be friends and thus the facial image in the visual query is more likely to be the respective person.

In circumstances where the current location information for both the requester and the identified person are successfully obtained, a ranking score for the respective identified person is determined, wherein a factor in determining the ranking score for the respective identified person is whether current location information for the requester matches the current location information for the respective identified person (1710). For example, when both the requester and the respective person are determined to be at the same location, that proximity increases the likelihood that the facial image in the visual query is the respective person. And even more so, when the requester and the respective person are determined not to be at the same location, the lack of proximity greatly decreases the likelihood that the facial image in the visual query is the respective person. Furthermore, in some embodiments, a history or log of locations for both the requester and the identified person are retrieved and compared with each other for a match. In some embodiments, the location logs of the requester and identified person are further compared with a location (and/or date and time) characteristic derived from the query image itself. For example, if the query location information indicates the image was taken July 2 in Santa Cruz, Calif., and the logs of locations for both the requester and the identified person also indicate that they were in Santa

Cruz, Calif. on July 2, then this location match increases the likelihood that the facial image in the visual query is that of the respective person.

In embodiments where the person-specific data for a respective person also comprises characteristics derived from other images of the respective person (which was discussed with respect to step **1616**), the ranking is further in accordance with similarity between the received query and the characteristics derived from other images of the respective person (**1712**). Various factors are used in determining the ranking score for a respective person which are in accordance with these characteristics derived from other images of the respective person (**1714**).

In some embodiments, the characteristics derived from other images of the respective person include image capture date (e.g., day of week, day or month, and/or full date) and time information. Then one more similarity metrics is determined in accordance with an extent to which the received query has image capture date and time information similar to the date and time information of one or more other images of the respective person. A ranking score for the respective person is determined, wherein one or more factors in determining the ranking score for the respective person are the one or more similarity metrics (**1716**). In some embodiments, the similarity metric is a Boolean value (e.g., yes/no or 1/0). In other embodiments, a similarity metric is a vector of Boolean values (e.g., same date yes/no, within 1 hr yes/no, within 5 hrs yes/no, etc.). It can be a numeric value (e.g., between 0 and 1) that measures the similarity. In some embodiments the similarity metric is determined for each other image of the respective person, but in some embodiments a group value for all of the images of the respective person is determined. In some embodiments, another characteristic derived from the images is place/location information, which can be used as an additional or alternative similarity metric as discussed above. For example, if the visual query has similar date, time, and/or location information as one or more other images, that similarity increases the likelihood that the facial image in the visual query is the respective person who was in the one or more other images having similar date, time, and/or location information.

In some embodiments, the characteristics derived from other images of the respective person include occurrences information regarding an amount of occurrences of the respective person in images from the one or more image sources. In some of these embodiments, a factor in determining the ranking score for the respective person is the occurrences information for the respective person (**1718**). For example, if numerous other images include the respective person, then the requestor is likely to know the respective person quite well, which increases the likelihood that the facial image in the visual query is that of the respective person.

In some embodiments, the characteristics derived from other images of the respective person include visual factors including one or more of: an indoor habitat factor, an outdoor habitat factor, a gender factor, a race factor, a glasses factor, a facial hair factor, a head hair factor, a headwear factor, a clothing factor, and an eye color factor. In some of these embodiments, one or more factors in determining the ranking score for the respective person include the visual factors for the respective person (**1720**).

In some situations, the visual query includes a plurality of facial images. When more than one facial image is in the visual query, then interconnections between them can be helpful in identifying them correctly. For example, if they have strong social connection metrics or appear in other

images together, those facts increase the likelihood that they are together in the query image as well. In some embodiments, the visual query includes at least a respective facial image and a second facial image. Images (herein called potential second image matches) that potentially match the second facial image in accordance with visual similarity criteria are identified. The potential second image matches are images from one or more image sources identified in accordance with data regarding the requester. Then a second person associated with the potential second image matches is identified. For purposes of this determination, it is assumed that the second person is identified with a high degree of certainty. For each identified person as a potential match to the respective facial image, person-specific data that includes second social connection metrics of social connectivity to the second person are obtained from the plurality of applications. Then, an ordered list of persons is generated by ranking the one or more identified persons further in accordance with ranking information that includes at least the second social connection metrics. As such, a respective person's ranking is further in accordance with second social connection metrics comprising metrics of social connectivity to a second person in the query (**1722**). In other words, in some embodiments, both social connections to the requester and social connections to the second person are used in generating the ordered list of persons.

In other embodiments, one or more of the other factors discussed above are compared between the second person and each person identified as a potential match to find a best match. For example, if the second person and a respective person are employed at the same company, appear in other images that have similar date/time information, or communication extensively with each other, then these factors can be used in identifying them correctly. In another example, characteristics derived from other images of the respective person include information regarding an amount of co-occurrences of the respective person and the second person in images from the one or more image sources; and when a ranking score for the respective person is determined, a factor in determining the ranking score for the respective person is the amount of co-occurrences of the person and the second person in images from the one or more image sources (**1724**).

FIG. **18A** is a block diagram illustrating a portion of the data structure of a facial image database **114-A** utilized by facial recognition search system **112-A**. In some embodiments, the facial image database contains one or more images of a person **1802** obtained from one or more images sources identified in accordance with data regarding the requester. In some embodiments, facial image database **114-A** also contains a unique ID **1804**, or person identifier, for the person. Additional information regarding the person is associated with the person identifier **1804** and is stored in a database of person-specific data **964**. Some or all of the additional information is then used in determining potential matches for a facial image in a visual query. For example, an ordered list of identified persons associated with potential image matches is generated by ranking the persons in accordance with metrics of social connectivity to the requester, such as matching group memberships **1812** or strong social connections **1814**. Data from the database of person specific data **964** is used in addition to the potential image being visually similar to the facial image in the visual query when determining an ordered list of identified persons. The database of person specific data **964** may include but is not limited to any of the following items for the person identified by the unique ID **1804**: name **1806**, address **1808**, occupation **1810**, group memberships **1812**, social network connections **1814** (explained in more

detail with regard to FIG. 18B), current location 1816, share preferences 1818, interests 1820, age 1822, hometown 1824, personal statistics 1826, work information 1828. This information is obtained from a plurality of applications such as communication applications, social networking applications, calendar applications, and collaborative applications. In some embodiments, the person specific data also includes characteristics derived from one or more images of the person 1830 as discussed with respect to FIG. 18C.

FIG. 18B illustrates an example of social network connections 1814. In some embodiments, person-specific data for an identified person includes social connections metrics of social connectivity to the requester (identified as the querier in FIG. 18B) which are obtained from a plurality of applications. The lines between the people in this figure represent one or more of their social connections to each other (such as a connection by email, instant message, and social networking website.) In some embodiments, the social distance between two people is used as a factor in determining a ranking score for the potential image matches. For example, if one potential matching image was an image of Person C and another potential matching image was an image Person Y, in some embodiments, the potential matching image of Person C would receive a higher social connectivity ranking factor (to be used in computing a ranking score) than Person Y, because, ignoring all other factors, it is more likely that requester was taking a picture of someone directly connected to the requester (Person C) than of someone three social network “hops” away (Person Y). Similarly, Person W would receive a higher social connectivity ranking factor than Person A since Person W is two social network “hops” away from requester, whereas Person A is three social network “hops” away from requester. In some embodiments, the social network connections for a requester are also used to determine which image sources to search in responding to the requester’s visual query. For example, in some embodiments, images in accounts belonging to people with a direct social network connection are included in the image sources searched for images matching a facial image in the visual query, while images in accounts belonging to persons who do not have a direct social network connection to the requester are not included in the image sources searched for images matching a facial image in the visual query.

For some visual queries, other information from the database of person-specific data 964 of FIG. 18A is used in conjunction with the distance or “hops” on a social network connections graph of FIG. 18B. For example, if the requester and the respective person live near one another, if they work in the same industry, are in the same social network “groups,” and if both have mobile devices that are currently at the same location (as measured by, for example, GPS receivers in their mobile devices), the ranking score of the respective person may still be high even though that respective person is several “hops” away from the requester on a social network connections graph. In another example, if the respective person in a potential matching image is only one “hop” away from the requester on a social network connections graph, that respective person might be ranked high even despite a weak connection determined through the database of person-specific data 964 (such as both people being members of a large group membership, like sharing a religion or political party.)

In some embodiments, the requester can identify certain information from the database of person-specific data 964 as being more important than other information from the database of person-specific data 964. For example, the requester might specify that information concerning the industry in which a person works be given higher weight than other

person-specific data, because the requester is attending a work-related function and thus query images are likely to include facial images of other people working in the same industry as the requester. In other example, the requester might specify that information concerning age be given higher weight than other person-specific data, because the requester is submitting query images from a party (or other function) attended by people who are all or primarily of the same age.

FIG. 18C is a block diagram illustrating some image derived characteristics 1830, which are derived from images of each person associated with the requester. In some embodiments, these derived characteristics (derived from at least one image of the person) are stored by person identifier in a database. These derived characteristics include one or more of (and typically two or more of): indoor habitat factor 1832, an outdoor habitat factor 1834, a gender factor 1836, a race factor 1838, a glasses factor 1840, a facial hair factor 1842, a head hair factor 1844, a headwear factor 1846, clothing factor 1847, an eye color factor 1848, as well as occurrences information regarding an amount of occurrences of the respective person in the one or more image sources 1850, and information regarding an amount of co-occurrences of the respective person and with various additional people in images from the one or more image sources 1852. In some embodiments, the derived characteristics also include metadata information from the images such as date information 1854, time information 1856, and location information 1858 for each image. Each derived characteristic 1830, derived from other images of a respective person, is given a value and a weight which is used in determining the ranking score for a respective person when that derived characteristic is used.

The foregoing description, for purpose of explanation, has been described with reference to specific embodiments. However, the illustrative discussions above are not intended to be exhaustive or to limit the invention to the precise forms disclosed. Many modifications and variations are possible in view of the above teachings. The embodiments were chosen and described in order to best explain the principles of the invention and its practical applications, to thereby enable others skilled in the art to best utilize the invention and various embodiments with various modifications as are suited to the particular use contemplated.

What is claimed is:

1. A computer-implemented method of processing a visual query including a facial image performed on a server system having one or more processors and memory storing one or more programs for execution by the one or more processors to perform the method, comprising:

receiving from a requester, a visual query comprising one or more facial images including a respective facial image;

identifying potential image matches that potentially match the respective facial image in accordance with visual similarity criteria, the potential image matches comprising images from one or more image sources identified in accordance with data regarding the requester;

identifying one or more persons associated with the potential image matches by:

obtaining first information representing a current location of the requester;

obtaining second information representing a last known transient location of a person associated with a potential image match in the potential image matches; and

identifying the person based at least in part on (i) the current location of the requester, and (ii) the last known transient location of the person;

37

retrieving, for each identified person, person-specific data comprising social connection metrics of social connectivity to the requester obtained from a plurality of applications selected from the group consisting of communication applications, social networking applications, calendar applications, and collaborative applications; 5
generating an ordered list of persons by ranking the one or more identified persons in accordance with one or more metrics of visual similarity between the respective facial image and the potential image matches and in accordance with ranking information comprising at least the social connection metrics; 10
identifying an indirect social connection between the requester and at least one person of the one or more identified persons, in accordance with the social connection metrics of social connectivity; and 15
sending, to the requester, (a) at least one person identifier corresponding to the at least one person, and (b) the identified indirect social connection.

2. The computer-implemented method of claim 1, 20
wherein the plurality of applications includes one or more communication applications selected from the group consisting of: social networking applications, social micro-blogs, email applications, and instant messaging applications; 25
wherein the method further comprises:
determining an amount of communication between a respective person and the requester on the one or more communication applications; and
determining a ranking score for the respective person, 30
wherein a factor in determining the ranking score for the respective person is the determined amount of communication between the respective person and the requester on the one or more communication applications. 35

3. The computer-implemented method of claim 2, including:
determining whether the amount of communication between the respective person and the requester on the one or more communication applications exceeds a threshold; 40
wherein a factor in determining the ranking score for the respective person is the determination of whether the amount of communication between the respective person and the requester on the one or more communication applications exceeds the threshold. 45

4. The computer implemented method of claim 1, further comprising:
determining whether the requester and a respective person are directly connected in a respective social networking application, and 50
determining a ranking score for the respective person, wherein a factor in determining the ranking score for the respective person is the determination of whether the requester and the respective person are directly connected in a respective social networking application. 55

5. The computer-implemented method of claim 1, wherein the person-specific data for a respective person further comprises characteristics derived from other images of the respective person; and 60
wherein the ranking is further in accordance with similarity between the received query and the characteristics derived from other images of the respective person.

6. The computer-implemented method of claim 5, wherein the characteristics derived from other images of the respective person include image capture date and time information; and 65

38

wherein the method further comprises:
determining one more similarity metrics in accordance with an extent to which the received query has image capture date and time information similar to the date and time information of the other images of the respective person; and
determining a ranking score for the respective person, wherein one or more factors in determining the ranking score for the respective person are the one or more similarity metrics.

7. The computer-implemented method of claim 5, wherein the characteristics derived from other images of the respective person include occurrences information regarding an amount of occurrences of the respective person in images from the one or more image sources; and
wherein a factor in determining the ranking score for the respective person is the occurrences information for the respective person.

8. The computer-implemented method of claim 5, wherein the characteristics derived from other images of the respective person comprises visual factors including one or more of: an indoor habitat factor, an outdoor habitat factor, a gender factor, a race factor, a glasses factor, a facial hair factor, a head hair factor, a headwear factor, clothing factor, and an eye color factor; and
wherein factors in determining the ranking score for the respective person include the visual factors for the respective person.

9. The computer-implemented method of claim 1, wherein the visual query comprises a plurality of facial images including at least the respective facial image and a second facial image;
wherein the method further comprises:
identifying potential second image matches that potentially match the second facial image in accordance with visual similarity criteria, the second potential image matches comprising images from one or more image sources identified in accordance with data regarding the requester;
identifying a second person associated with the second facial image matches;
retrieving, for each identified person, person-specific data comprising second social connection metrics of social connectivity to the second person obtained from the plurality of applications; and
generating the ordered list of persons by ranking the one or more identified persons further in accordance with ranking information comprising at least the second social connection metrics.

10. The computer-implemented method of claim 9, wherein the person-specific data for a respective person further comprises characteristics derived from other images of the respective person, the characteristics derived from other images of the respective person including information regarding an amount of co-occurrences of the respective person and the second person in images from the one or more image sources; and
wherein the method further comprises:
determining a ranking score for the respective person, wherein a factor in determining the ranking score for the respective person is the amount of co-occurrences of the respective person and the second person in images from the one or more image sources.

11. The computer-implemented method of claim 1, further comprising:

prior to sending the requester at least one person identifier, checking an opt-in list and determining that the person identifier is releasable to the requester.

12. The computer-implemented method of claim 1, wherein for a respective identified person, the person-specific data further comprises one or more of: name, address, occupation, group memberships, interests, age, hometown, personal statistics, and work information for the respective person; and

wherein the method further comprises:

retrieving person-specific data for the requester that also includes one or more of: name, address, occupation, group memberships, interests, age, hometown, personal statistics, and work information for the respective person;

determining one or more personal similarity metrics in accordance with an extent to which the person-specific data of the requester is similar to the person-specific data of the respective identified person; and determining a ranking score for the respective identified person, wherein one or more factors in determining the ranking score for the respective identified person are the one or more personal similarity metrics.

13. The computer-implemented method of claim 1, further comprising:

after the sending, receiving from the requester a selection of a person identifier; and

storing the respective facial image of the visual query as an additional image of a respective person corresponding to the selected person identifier.

14. The computer-implemented method of claim 1, wherein the visual query comprises a plurality of facial images including at least the respective facial image and a second facial image; and

wherein the method further comprises:
prior to identifying potential image matches, receiving a selection of the respective facial image from the requester.

15. A server system, for processing a visual query including a facial image, comprising:

one or more processors for executing programs;
memory storing one or more programs to be executed by the one or more processors;

the one or more programs comprising instructions for:
receiving from a requester, a visual query comprising one or more facial images including a respective facial image;

identifying potential image matches that potentially match the respective facial image in accordance with visual similarity criteria, the potential image matches comprising images from one or more image sources identified in accordance with data regarding the requester;

identifying one or more persons associated with the potential image matches by:

obtaining first information representing a current location of the requester;

obtaining second information representing a last known transient location of a person associated with a potential image match in the potential image matches; and

identifying the person based at least in part on (i) the current location of the requester, and (ii) the last known transient location of the person;

retrieving, for each identified person, person-specific data comprising social connection metrics of social connectivity to the requester obtained from a plurality

of applications selected from the group consisting of communication applications, social networking applications, calendar applications, and collaborative applications;

generating an ordered list of persons by ranking the one or more identified persons in accordance with one or more metrics of visual similarity between the respective facial image and the potential image matches and in accordance with ranking information comprising at least the social connection metrics;

identifying an indirect social connection between the requester and at least one person of the one or more identified persons, in accordance with the social connection metrics of social connectivity; and

sending, to the requester, (a) at least one person identifier corresponding to the at least one person, and (b) the identified indirect social connection.

16. The server system of claim 15, wherein the plurality of applications includes one or more communication applications selected from the group consisting of: social networking applications, social micro-blogs, email applications, and instant messaging applications;

wherein the method further comprises:

determining an amount of communication between a respective person and the requester on the one or more communication applications; and

determining a ranking score for the respective person, wherein a factor in determining the ranking score for the respective person is the determined amount of communication between the respective person and the requester on the one or more communication applications.

17. A non-transitory computer readable storage medium storing one or more programs configured for execution by a computer, the one or more programs comprising instructions for:

receiving from a requester, a visual query comprising one or more facial images including a respective facial image;

identifying potential image matches that potentially match the respective facial image in accordance with visual similarity criteria, the potential image matches comprising images from one or more image sources identified in accordance with data regarding the requester;

identifying one or more persons associated with the potential image matches by:

obtaining first information representing a current location of the requester;

obtaining second information representing a last known transient location of a person associated with a potential image match in the potential image matches; and

identifying the person based at least in part on (i) the current location of the requester, and (ii) the last known transient location of the person;

retrieving, for each identified person, person-specific data comprising social connection metrics of social connectivity to the requester obtained from a plurality of applications selected from the group consisting of communication applications, social networking applications, calendar applications, and collaborative applications;

generating an ordered list of persons by ranking the one or more identified persons in accordance with one or more metrics of visual similarity between the respective facial image and the potential image matches and in accordance with ranking information comprising at least the social connection metrics;

identifying an indirect social connection between the requester and at least one person of the one or more identified persons, in accordance with the social connection metrics of social connectivity; and
sending, to the requester, (a) at least one person identifier 5
corresponding to the at least one person, and (b) the identified indirect social connection.

18. The computer readable storage medium of claim **17**, wherein the plurality of applications includes one or more communication applications selected from the group 10
consisting of: social networking applications, social micro-blogs, email applications, and instant messaging applications;

wherein the method further comprises:

determining an amount of communication between a 15
respective person and the requester on the one or more communication applications; and

determining a ranking score for the respective person, wherein a factor in determining the ranking score for the respective person is the determined amount of 20
communication between the respective person and the requester on the one or more communication applications.

* * * * *

UNITED STATES PATENT AND TRADEMARK OFFICE
CERTIFICATE OF CORRECTION

PATENT NO. : 8,670,597 B2
APPLICATION NO. : 12/851473
DATED : March 11, 2014
INVENTOR(S) : David Petrou et al.

Page 1 of 1

It is certified that error appears in the above-identified patent and that said Letters Patent is hereby corrected as shown below:

On Title Page 2, Column 2 Item (56) (Other Publications), line 18, delete “Confeeence” and insert -- Conference --.

In the Claims

Column 38, line 2, in Claim 6, delete “one more” and insert -- one or more --.

Column 40, lines 6-7, in Claim 15, delete “one more” and insert -- one or more --.

Column 40, line 63, in Claim 17, delete “one more” and insert -- one or more --.

Signed and Sealed this
Twelfth Day of August, 2014



Michelle K. Lee
Deputy Director of the United States Patent and Trademark Office

UNITED STATES PATENT AND TRADEMARK OFFICE
CERTIFICATE OF CORRECTION

PATENT NO. : 8,670,597 B2
APPLICATION NO. : 12/851473
DATED : March 11, 2014
INVENTOR(S) : Petrou et al.

Page 1 of 1

It is certified that error appears in the above-identified patent and that said Letters Patent is hereby corrected as shown below:

On the Title Page:

The first or sole Notice should read --

Subject to any disclaimer, the term of this patent is extended or adjusted under 35 U.S.C. 154(b)
by 397 days.

Signed and Sealed this
Second Day of June, 2015



Michelle K. Lee
Director of the United States Patent and Trademark Office