

US008549440B2

(12) **United States Patent**  
**Ganz**

(10) **Patent No.:** **US 8,549,440 B2**  
(45) **Date of Patent:** **\*Oct. 1, 2013**

(54) **SYSTEM AND METHOD FOR TOY ADOPTION AND MARKETING**

(75) Inventor: **Howard Ganz**, North York (CA)

(73) Assignee: **Ganz**, Woodbridge, Ontario

(\*) Notice: Subject to any disclaimer, the term of this patent is extended or adjusted under 35 U.S.C. 154(b) by 752 days.

This patent is subject to a terminal disclaimer.

(21) Appl. No.: **11/928,457**

(22) Filed: **Oct. 30, 2007**

(65) **Prior Publication Data**

US 2008/0134099 A1 Jun. 5, 2008

**Related U.S. Application Data**

(63) Continuation of application No. 11/027,271, filed on Dec. 30, 2004, now Pat. No. 7,534,157.

(60) Provisional application No. 60/533,591, filed on Dec. 31, 2003, provisional application No. 60/533,634, filed on Dec. 31, 2003.

(51) **Int. Cl.**  
**G06F 3/048** (2006.01)

(52) **U.S. Cl.**  
USPC ..... **715/849; 715/706; 715/741; 715/742; 715/743; 715/757; 715/772; 715/848; 715/850**

(58) **Field of Classification Search**  
None  
See application file for complete search history.

(56) **References Cited**

U.S. PATENT DOCUMENTS

5,255,834	A	10/1993	Bendersky
5,411,259	A	5/1995	Pearson
5,544,320	A	8/1996	Konrad
5,606,652	A	2/1997	Silverbrook
5,659,692	A	8/1997	Poggio et al.
5,682,469	A	10/1997	Linnett et al.
5,684,943	A	11/1997	Abraham
5,717,869	A	2/1998	Moran et al.
5,736,982	A	4/1998	Suzuki et al.
5,802,296	A	9/1998	Morse
5,822,428	A	10/1998	Gardner
5,853,327	A	12/1998	Gilboa

(Continued)

FOREIGN PATENT DOCUMENTS

CA	2475463	A1	8/2003
DE	10304779	A1	7/2003

(Continued)

OTHER PUBLICATIONS

Request for Reexamination of U.S. Patent No. 7,677,948—with Exhibits B,C,D,E,O,P,Q,R,S,T.

(Continued)

*Primary Examiner* — Doon Chow

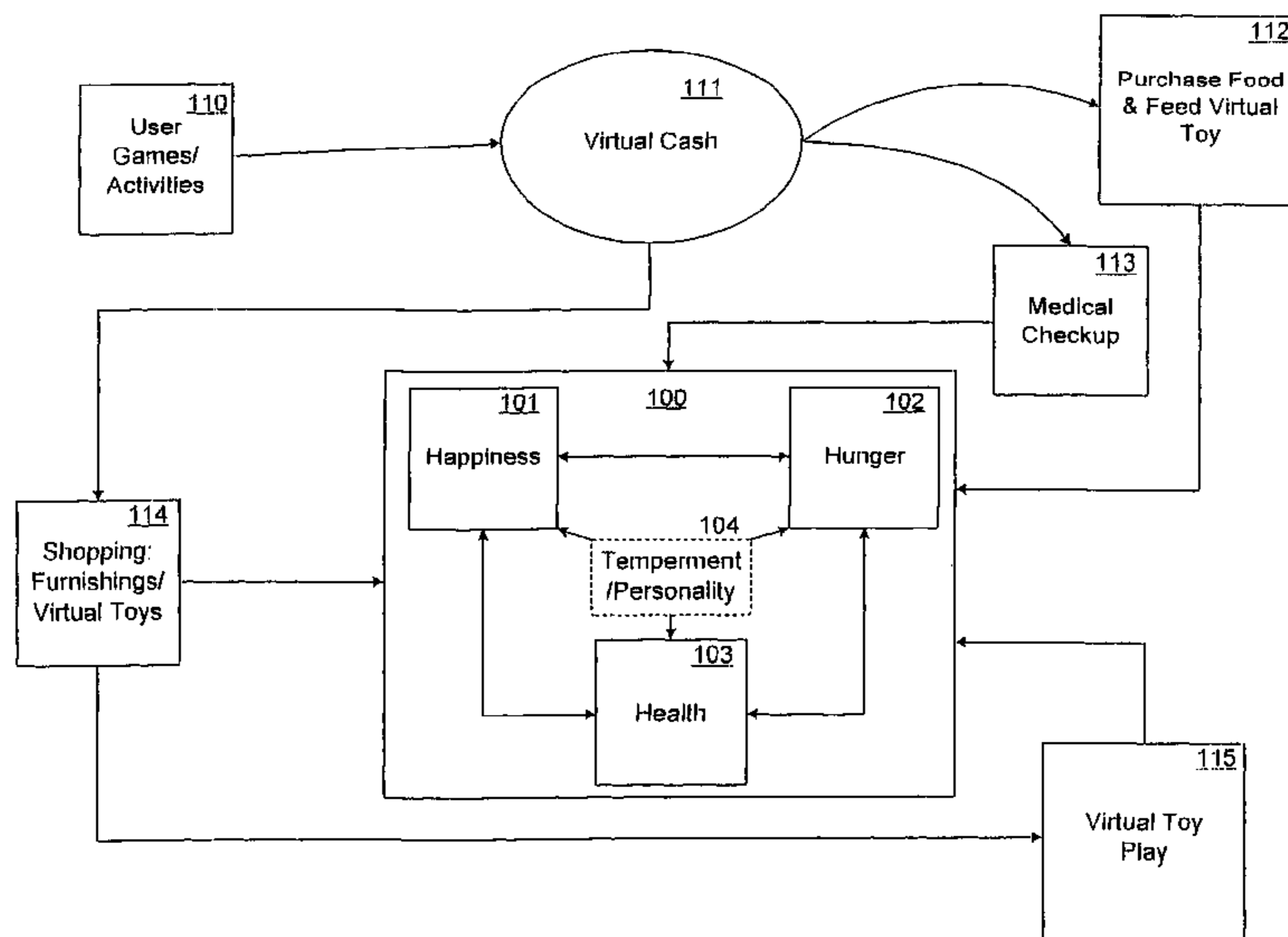
*Assistant Examiner* — Anil Kumar

(74) *Attorney, Agent, or Firm* — Pearne & Gordon LLP

(57) **ABSTRACT**

A method provides a virtual presentation of a product and includes registering at least one registration code for at least one product on a website; after successful registration, viewing a virtual replica of the at least one product on the website, accessing at least a subset of features on the website that allow user interaction with the virtual replica of the at least one product, and purchasing one or more virtual furnishings for at least one virtual room on the website, in which room said virtual replica is viewable.

**15 Claims, 35 Drawing Sheets**



(56)

References Cited

U.S. PATENT DOCUMENTS

5,880,731	A	3/1999	Liles et al.	6,800,013	B2	10/2004	Liu
5,886,697	A	3/1999	Naughton et al.	6,813,605	B2	11/2004	Nakamura
5,890,963	A	4/1999	Yen	6,845,486	B2	1/2005	Yamada et al.
5,923,330	A	7/1999	Tarlton	6,890,179	B2	5/2005	Rogan
5,926,179	A	7/1999	Matsuda et al.	6,899,333	B2	5/2005	Weisman
5,956,038	A	9/1999	Rekimoto	6,910,186	B2 *	6/2005	Kim ..... 715/706
5,959,281	A	9/1999	Domiteaux	6,918,833	B2	7/2005	Emmerson
5,964,660	A	10/1999	James	6,944,421	B2	9/2005	Axelrod
5,966,526	A	10/1999	Yokoi	6,951,516	B1	10/2005	Eguchi et al.
6,009,458	A	12/1999	Hawkins et al.	6,954,728	B1 *	10/2005	Kusumoto et al. .... 705/14.4
6,012,961	A	1/2000	Sharpe, III et al.	6,959,166	B1	10/2005	Gabai
6,031,549	A	2/2000	Hayes-Roth	7,012,602	B2	3/2006	Watson et al.
6,049,778	A	4/2000	Walker et al.	7,037,166	B2	5/2006	Shrock et al.
6,057,856	A	5/2000	Miyashita et al.	7,039,940	B2	5/2006	Weatherford
6,072,466	A	6/2000	Shah et al.	7,042,440	B2	5/2006	Pryor
6,081,830	A	6/2000	Schindler	7,054,831	B2	5/2006	Koenig
6,159,101	A	12/2000	Simpson	7,058,897	B2	6/2006	Matsuda
6,173,267	B1	1/2001	Cairns	7,061,493	B1	6/2006	Cook
6,175,857	B1	1/2001	Hachiya et al.	7,062,722	B1 *	6/2006	Carlin et al. .... 715/850
6,200,216	B1	3/2001	Peppel	7,066,781	B2	6/2006	Weston
6,210,272	B1	4/2001	Brown	7,081,033	B1	7/2006	Mawle et al.
6,219,045	B1	4/2001	Leahy et al.	7,086,005	B1	8/2006	Matsuda
6,227,931	B1	5/2001	Shackelford	7,089,083	B2	8/2006	Yokoo et al.
6,227,966	B1	5/2001	Yokoi	7,143,358	B1	11/2006	Yuen
6,251,017	B1	6/2001	Leason	7,155,680	B2	12/2006	Akazawa et al.
6,253,167	B1	6/2001	Matsuda	7,168,051	B2	1/2007	Robinson et al.
6,267,672	B1	7/2001	Vance	7,171,154	B2	1/2007	Fujisawa et al.
6,268,872	B1	7/2001	Matsuda et al.	7,179,171	B2	2/2007	Forlines
6,273,815	B1	8/2001	Stuckman et al.	7,181,690	B1	2/2007	Leahy et al.
6,290,565	B1	9/2001	Galyean, III et al.	7,191,220	B2	3/2007	Ohwa
6,290,566	B1	9/2001	Gabai et al.	7,208,669	B2	4/2007	Wells
6,311,195	B1	10/2001	Hachiya	7,229,288	B2	6/2007	Stuart et al.
6,349,301	B1	2/2002	Mitchell et al.	7,249,139	B2	7/2007	Chuah
6,352,478	B1	3/2002	Gabai et al.	7,266,522	B2	9/2007	Dutta et al.
6,356,867	B1	3/2002	Gabai et al.	7,288,028	B2	10/2007	Rodriquez et al.
6,368,177	B1	4/2002	Gabai et al.	7,314,407	B1	1/2008	Pearson
6,388,665	B1	5/2002	Linnett et al.	7,425,169	B2	9/2008	Ganz
6,394,872	B1	5/2002	Watanabe et al.	7,442,108	B2	10/2008	Ganz
6,404,438	B1	6/2002	Hatlelid et al.	7,448,231	B2	11/2008	Jeanvoine et al.
6,406,370	B1	6/2002	Kumagai	7,465,212	B2	12/2008	Ganz
6,449,518	B1	9/2002	Yokoo et al.	7,478,047	B2	1/2009	Loyall et al.
6,468,155	B1	10/2002	Zucker	7,488,231	B2	2/2009	Weston
6,476,830	B1	11/2002	Farmer et al.	7,534,157	B2	5/2009	Ganz
6,493,001	B1	12/2002	Takagi et al.	7,548,242	B1	6/2009	Hughes et al.
6,494,762	B1	12/2002	Bushmitch	7,568,964	B2	8/2009	Ganz
6,519,771	B1	2/2003	Zenith	7,604,525	B2	10/2009	Ganz
6,522,333	B1 *	2/2003	Hatlelid et al. .... 345/474	7,618,303	B2	11/2009	Ganz
6,539,400	B1	3/2003	Bloomfield	7,677,948	B2	3/2010	Ganz
6,554,679	B1	4/2003	Shackelford	7,789,726	B2	9/2010	Ganz
6,559,863	B1	5/2003	Megiddo	7,850,527	B2	12/2010	Barney et al.
6,560,511	B1	5/2003	Yokoo et al.	7,908,324	B2	3/2011	Shochet et al.
6,572,431	B1	6/2003	Maa	2001/0020955	A1	9/2001	Nakagawa et al.
6,587,834	B1	7/2003	Dixon	2001/0031603	A1	10/2001	Gabai et al.
6,595,858	B1	7/2003	Tajiri et al.	2001/0039206	A1	11/2001	Peppel
6,609,968	B1	8/2003	Okada	2002/0002514	A1	1/2002	Kamachi et al.
6,612,501	B1	9/2003	Woll	2002/0022523	A1	2/2002	Dan et al.
6,616,532	B2	9/2003	Albrecht	2002/0022992	A1	2/2002	Miller et al.
6,650,761	B1	11/2003	Rodriguez et al.	2002/0022993	A1	2/2002	Miller et al.
6,663,105	B1	12/2003	Sullivan et al.	2002/0022994	A1	2/2002	Miller et al.
6,685,565	B2	2/2004	Tanibuchi et al.	2002/0026357	A1	2/2002	Miller et al.
6,692,360	B2	2/2004	Kusuda	2002/0026358	A1	2/2002	Miller et al.
6,704,784	B2	3/2004	Matsuda	2002/0036617	A1	3/2002	Pryor
6,719,604	B2	4/2004	Chan	2002/0040327	A1	4/2002	Owa
6,720,949	B1	4/2004	Pryor	2002/0054094	A1	5/2002	Matsuda
6,722,973	B2	4/2004	Akaishi	2002/0054163	A1 *	5/2002	Yamada et al. .... 345/848
6,727,925	B1 *	4/2004	Bourdelais ..... 715/852	2002/0065746	A1	5/2002	Lewis
6,729,884	B1	5/2004	Kelton	2002/0065890	A1	5/2002	Barron
6,734,884	B1	5/2004	Berry	2002/0068500	A1	6/2002	Gabai et al.
6,734,885	B1	5/2004	Matsuda	2002/0082077	A1	6/2002	Johnson et al.
6,735,324	B1	5/2004	McKinley et al.	2002/0090985	A1	7/2002	Tochner et al.
6,739,941	B1	5/2004	Brownsberger	2002/0094851	A1	7/2002	Rheey
6,758,678	B2	7/2004	Van Gilder et al.	2002/0111808	A1	8/2002	Feinberg
6,772,195	B1	8/2004	Hatlelid et al.	2002/0113809	A1	8/2002	Akazawa et al.
6,773,325	B1	8/2004	Mawle et al.	2002/0113820	A1 *	8/2002	Robinson et al. .... 345/764
6,773,344	B1	8/2004	Gabai et al.	2002/0119810	A1	8/2002	Takatsuka
				2002/0130894	A1	9/2002	Young et al.
				2002/0147640	A1	10/2002	Daniele
				2002/0160835	A1	10/2002	Fujioka et al.
				2002/0161666	A1	10/2002	Fraki

2002/0168919	A1	11/2002	Perkins	
2002/0169668	A1	11/2002	Bank	
2002/0169672	A1	11/2002	Barnhart	
2002/0183119	A1	12/2002	Fessler	
2002/0198781	A1	12/2002	Cobley	
2002/0198940	A1	12/2002	Bower et al.	
2003/0004889	A1	1/2003	Fiala	
2003/0018523	A1	1/2003	Rappaport et al.	
2003/0034955	A1	2/2003	Gilder et al.	
2003/0055984	A1	3/2003	Shimakawa et al.	
2003/0061161	A1	3/2003	Black	
2003/0088467	A1	5/2003	Culver	
2003/0126031	A1	7/2003	Asami	
2003/0179248	A1*	9/2003	Watson et al. ....	345/848
2003/0220885	A1	11/2003	Lucarelli et al.	
2003/0222902	A1	12/2003	Chupin et al.	
2003/0232649	A1	12/2003	Gizis et al.	
2004/0030595	A1	2/2004	Park	
2004/0043806	A1	3/2004	Kirby et al.	
2004/0046736	A1	3/2004	Pryor et al.	
2004/0053690	A1	3/2004	Fogel et al.	
2004/0075677	A1	4/2004	Loyall et al.	
2004/0092311	A1	5/2004	Weston	
2004/0093266	A1	5/2004	Dohring	
2004/0153557	A1*	8/2004	Shochet et al. ....	709/229
2004/0189702	A1*	9/2004	Hlavac et al. ....	345/757
2004/0193489	A1	9/2004	Boyd	
2004/0219961	A1	11/2004	Ellenby	
2004/0229696	A1	11/2004	Beck	
2004/0242326	A1	12/2004	Fujisawa et al.	
2004/0259465	A1	12/2004	Wright et al.	
2005/0043076	A1	2/2005	Lin	
2005/0049725	A1	3/2005	Huang	
2005/0059483	A1	3/2005	Borge	
2005/0071225	A1	3/2005	Bortolin	
2005/0114272	A1	5/2005	Herrmann et al.	
2005/0137015	A1	6/2005	Rogers	
2005/0177428	A1	8/2005	Ganz	
2005/0192864	A1	9/2005	Ganz	
2005/0250415	A1	11/2005	Barthold	
2005/0250416	A1	11/2005	Barthold	
2005/0272504	A1	12/2005	Eguchi et al.	
2005/0287925	A1	12/2005	Proch et al.	
2006/0035692	A1*	2/2006	Kirby et al. ....	463/6
2006/0079150	A1	4/2006	Filoseta et al.	
2006/0080539	A1	4/2006	Asami et al.	
2006/0093142	A1	5/2006	Schneier et al.	
2006/0100018	A1	5/2006	Ganz	
2006/0166593	A1	7/2006	Shrock et al.	
2006/0285441	A1	12/2006	Walker	
2007/0050716	A1	3/2007	Leahy et al.	
2007/0143679	A1	6/2007	Resner	
2008/0009350	A1	1/2008	Ganz	
2008/0009351	A1	1/2008	Ganz	
2008/0026666	A1	1/2008	Ganz	
2008/0109313	A1	5/2008	Ganz	
2008/0134099	A1	6/2008	Ganz	
2008/0163055	A1	7/2008	Ganz et al.	
2009/0029768	A1	1/2009	Ganz	
2009/0029772	A1	1/2009	Ganz	
2009/0053970	A1	2/2009	Borge	
2009/0054155	A1	2/2009	Borge	
2009/0063282	A1	3/2009	Ganz	
2009/0118009	A1	5/2009	Ganz et al.	
2009/0131164	A1	5/2009	Ganz	
2009/0204420	A1	8/2009	Ganz	
2010/0151940	A1	6/2010	Borge	

FOREIGN PATENT DOCUMENTS

EP	1228792	A1	8/2002
GB	2365364		2/2002
JP	2000057373	A	2/2000
JP	2001222585		8/2001
JP	2001222585	A	8/2001
JP	2001321571	A	11/2001
JP	2001283024	A	12/2001
JP	2002063092		2/2002
JP	2002297498	A	10/2002
JP	2003016035	A	1/2003

JP	2003248650	A	5/2003
JP	2003-205178		7/2003
JP	2003-210843		7/2003
JP	2003205178		7/2003
JP	2003210843		7/2003
JP	2003242058	A	8/2003
KR	1073524	A	8/2001
WO	99/42917	A2	8/1999
WO	0033533	A1	6/2000
WO	01/69572	A1	9/2001
WO	01/69829	A2	9/2001
WO	01/69830	A1	9/2001
WO	01/90841	A1	11/2001
WO	02/22224	A1	3/2002
WO	0227591	A	4/2002
WO	02/054327	A1	7/2002
WO	02/099581	A2	12/2002
WO	03/034303	A1	4/2003
WO	03026764	A2	4/2003
WO	2005/064502	A1	7/2005

OTHER PUBLICATIONS

“The Sims Booklet,” dated 2000.  
 “The Sims 10th Anniversary”, <http://thesims2.ea.com/>, dated Feb. 26, 2010.  
 Prima’s Official Strategy Guide—The Sims, dated 2000.  
 “The Sims”, <http://en.wikipedia.org/wiki/>, retrieved Feb. 6, 2010.  
 Request for Reexamination of U.S. Patent No. 7,618,303—with Exhibits B, C, D, E, M, N, and O.  
 CNET News, “Who Let the Neopets out?” dated Feb. 26, 2002.  
 Neopets The Official Magazine, dated Nov. 18, 2003.  
 Request for Reexamination of U.S. Patent No. 7,604,525—with Exhibits H, I, J, K, L, X, and Y.  
 Neopian Hospital, retrieved Mar. 24, 2010.  
 Pojo’s Unofficial Guide to Neopets, 2003.  
 Nothing but Neopets, “Neopian History,” retrieved Mar. 24, 2010.  
 The Neopian Times, Week 32, retrieved Mar. 25, 2010.  
 The Neopian Times, Week 42, retrieved Mar. 25, 2010.  
 The Helpful Neopian, retrieved Mar. 25, 2010.  
 Request for Reexamination of U.S. Patent No. 7,568,964—with Exhibits B, C, N, O, R, S.  
 Nothing but Neopets, “Dec. 2002”.  
 The Sims: News, “Details about Makin Magic,” Jul. 11, 2003.  
 neopets.com, “The Ottawa Citizen”, Dated Feb. 7, 2000.  
 neopets.com, “Toronto Star”, Dated Mar. 13, 2003.  
 monopets.com, “registration page”, Archive Dated Dec. 12, 2002.  
 Grace, “Web Site Tycoon’s Next Goal: Sixth Grade; Internet Pet Site Tallies 5 Million Visits a Month,” Woonsocket Call, Jun. 19, 2002.  
 Monopets “The Gurgle” plush toy, undated (photographs taken Aug. 2, 2007).  
<http://web.archive.org/web.20031202190119/www.monopets.com/>, Dec. 2, 2003.  
 Johnson, M.P., et al, Sympathetic Interfaces: Using a Plush Toy to Direct Synthetic Characters. Proceedings of the CHI 99 Conference on Human Factors in Computing Systems, 1999.  
 Search Report for Application No. PCT/CA2004/002206, filed Dec. 30, 2004.  
 U.S. Appl. No. 12/360,222, filed Jan. 27, 2009.  
 U.S. Appl. No. 12/428,825, filed Apr. 23, 2009.  
 Search Report-CA2696620—Mar. 1, 2011.  
 Appeal-ThirdParty-Filed for Inter Partes Reexamination of U.S. Patent No. 7,677,948, dated Apr. 13, 2011, no exhibits.  
 Appeal-ThirdParty-Filed for Inter Partes Reexamination of U.S. Patent No. 7,568,964, dated Apr. 7, 2011, no exhibits.  
 Response to Inter Partes Action Closing Prosecution for U.S. 7,604,525, dated Mar. 24, 2011.  
 Certificate of service for Response in U.S. 7,604,525, dated Mar. 24, 2011.  
 Transmittal letter for Response in U.S. 7,604,525, dated Mar. 24, 2011.  
 3rdParty Comments on Response for U.S. 7,604,525, dated Apr. 22, 2011.  
 Exhibit A from Response for U.S. 7,604,525, dated Mar. 24, 2011.

Right of Appeal notice for Inter Partes Reexamination of U.S. Patent No. 7,604,525 dated Nov. 14, 2011.

Examiners Answer for Inter Partes Reexamination of U.S. Patent No. 7,568,964 dated Nov. 15, 2011.

Action Closing Prosecution for Inter Partes Reexamination of U.S. Patent No. 7,618,303 dated Nov. 14, 2011.

Examiner'S Answer of Reexamination Request No. 95/001,341, dated Apr. 12, 2012.

Rebuttal Brief of 3RD Party Requestor of Reexamination Request No. 95/001,341, dated May 10, 2012.

Appellant'S Brief of Reexamination Request No. 95/001,343, dated Feb. 14, 2012.

Respondent'S Brief of Reexamination Request No. 95/001,343, dated Mar. 8, 2012.

Examiner'S Answer of Reexamination Request No. 95/001,343, dated Apr. 25, 2012.

Rebuttal Brief of 3RD Party Requestor of Reexamination Request No. 95/001,345, dated Dec. 14, 2011.

BPAI Docketing Notice of Reexamination Request No. 95/001,345, dated Apr. 9, 2012.

Rebuttal Brief Entry of Reexamination Request No. 95/001,345, dated Mar. 27, 2012.

Right of Appeal Notice of Reexamination Request No. 95/001,422, dated Apr. 2, 2012.

Notice of Appeal by 3RD Party Requestor of Reexamination Request No. 95/001,422, dated Apr. 17, 2012.

Petition for the Director to Review the Denial of Reexamination Request No. 90/011,310, dated Jan. 6, 2011.

Status Inquiry on Petition for the Director to Review the Denial of Reexamination Request No. 90/011,310, dated Jan. 13, 2012.

Denial of Petition for the Director to Review the Denial of Reexamination Request No. 90/011,310, dated Jan. 26, 2012.

Decision on Appeal of Reexamination Request No. 95/001,341, dated Oct. 30, 2012.

Request to Reopen Prosecution of Reexamination Request No. 95/001,341, dated Nov. 30, 2012.

Decision on Appeal of Reexamination Request No. 95/001,343, dated Oct. 30, 2012.

Order Denying Request Reopen of Reexamination Request No. 95/001,345, dated Nov. 7, 2012.

Renewed Request Reopen of Reexamination Request No. 95/001,345, dated Nov. 21, 2012.

Rebuttal Brief of 3RD Party of Reexamination Request No. 95/001,422, dated Sep. 13, 2012.

Rebuttal Brief Entered of Reexamination Request No. 95/001,422, dated Nov. 15, 2012.

Appeal Docketing Notice of Reexamination Request No. 95/001,422, dated Nov. 26, 2012.

Rebuttal Brief of Patent Owner of Reexamination Request No. 95/001,343, dated May 25, 2012.

Decision on Appeal of Reexamination Request No. 95/001,345, dated Jun. 12, 2012.

Extension of Time Petition of Reexamination Request No. 95/001,345, dated Jul. 2, 2012.

Decision on Petition of Reexamination Request No. 95/001,345, dated Jul. 12, 2012.

Request to Reopen Prosecution of Reexamination Request No. 95/001,345, dated Jul. 12, 2012.

Third Party Requestor'S Reply to Request of Reexamination Request No. 95/001,345, dated Aug. 9, 2012.

Examiner'S Answer of Reexamination Request No. 95/001,422, dated Aug. 15, 2012.

Reexamination Request No. 95/001,343-NTC of Intent to Issue Reexam Certificate Feb. 27, 2013.

Reexamination Request No. 95/001,422-Board Decision Feb. 13, 2013.

Reexamination Request No. 95/001,422-Patent Owner'S Response After Closing Prosecution. Cert of Service Mar. 13, 2013.

Reexamination Request No. 95/001,345-Order Remanding Inter Partes Reexamination to the Examiner Mar. 19, 2013.

3rd Party Comments re: Response to Office action for Inter Partes Reexamination of U.S. Patent No. 7604525, dated Nov. 2, 2010.

Action Closing Prosecution for Inter Partes Reexamination of U.S. Patent No. 7604525, dated Feb. 25, 2011.

Action Closing Prosecution of Inter Partes Reexamination of U.S. Patent No. 7,568,964—dated Sep. 8, 2010.

Action Closing Prosecution of Inter Partes Reexamination of U.S. Patent No. 7,677,948—dated Sep. 14, 2010.

Amendment and Response to Office action for Inter Partes Reexamination of U.S. Patent No. 7604525, dated Oct. 19, 2010.

Decision Vacating Inter Partes Reexamination of U.S. Patent No. 7618303, dated Jun. 30, 2010.

Intl Search Report—PCT-CA2009-000271, dated Sep. 7, 2010.

Japanese Patent Office, Decision of Refusal, JP App No. 2006-545875, Dated Feb. 18, 2009.

M2 Presswire, UltraCorps—second premium title for the Internet Gaming Zone “Oblivion,” May 1998.

Notice of Appeal in Inter Partes Reexamination of U.S. Patent No. 7,568,964 dated Feb. 10, 2011.

Notice of Appeal in Inter Partes Reexamination of U.S. Patent No. 7,677,948 dated Feb. 17, 2011.

Notice of Termination of Inter Partes Reexamination of U.S. Patent No. 7618303, dated Sep. 30, 2010.

Office action for Inter Partes Reexamination of U.S. Patent No. 7,604,525—dated Aug. 19, 2010.

Office action for Inter Partes Reexamination of U.S. Patent No. 7,618,303—dated Dec. 17, 2010.

Order Denying Ex Partes Reexamination of U.S. Patent No. 7,568,964 dated Dec. 10, 2010.

Order Granting Request for Inter Partes Reexamination of U.S. Patent No. 7,568,964, dated Jul. 10, 2010.

Order Granting Request for Inter Partes Reexamination of U.S. Patent No. 7,604,525, dated Jul. 9, 2010.

Order Granting Request for Inter Partes Reexamination of U.S. Patent No. 7,618,303, dated Nov. 8, 2010.

Order Granting Request for Inter Partes Reexamination of U.S. Patent No. 7,677,948, dated Jul. 9, 2010.

Petition to Review Denial for Ex Partes Reexamination of U.S. Patent No. 7,568,964 dated Jan. 6, 2011.

Request for ExParte Reexamination of U.S. Patent No. 7,568,964—no exhibits, dated Nov. 1, 2010.

Right of Appeal notice for Inter Partes Reexamination of U.S. Patent No. 7,568,964 dated Jan. 15, 2011.

Right of Appeal notice for Inter Partes Reexamination of U.S. Patent No. 7,677,948 dated Jan. 18, 2011.

Search Report-CA2665737-, dated Oct. 26, 2010.

Second Request for Reexamination of U.S. Patent No. 7,618,303—with Exhibits B, C, D, E, F, L, M, dated Aug. 24, 2010.

Telecomworldwire, “Product Sidewire,” Oct. 1995.

USPTO Communication Form for Ex Partes Reexamination of U.S. Patent No. 7,568,964 dated Nov. 12, 2010.

Search Report—AU-2009202828, dated Jan. 13, 2011.

Search Report—AU-2009202829, dated Jan. 4, 2011.

Search Report—AU-2009202831, dated Jan. 12, 2011.

<http://www.lego.com>, Feb. 6, 2003, Archive Version Found on [www.archive.org](http://www.archive.org)—“Wayback Machine”.

PC Magazine, “The Sims Online Arrives,” dated Dec. 18, 2002.

U.S. Copyright Registrations for the Sims expansion packs, dated Dec. 31, 2000.

Neopets—Archeology, retrieved Mar. 25, 2010.

Inter Parties Reexamination Certificate for 95/001,343 Issued Apr. 24, 2013.

Examiner'S Determination for 95/001,345 Issued May 1, 2013.

Reexamination Request No. 95/001,422—Final Board Decision Issued Jun. 4, 2013.

\* cited by examiner

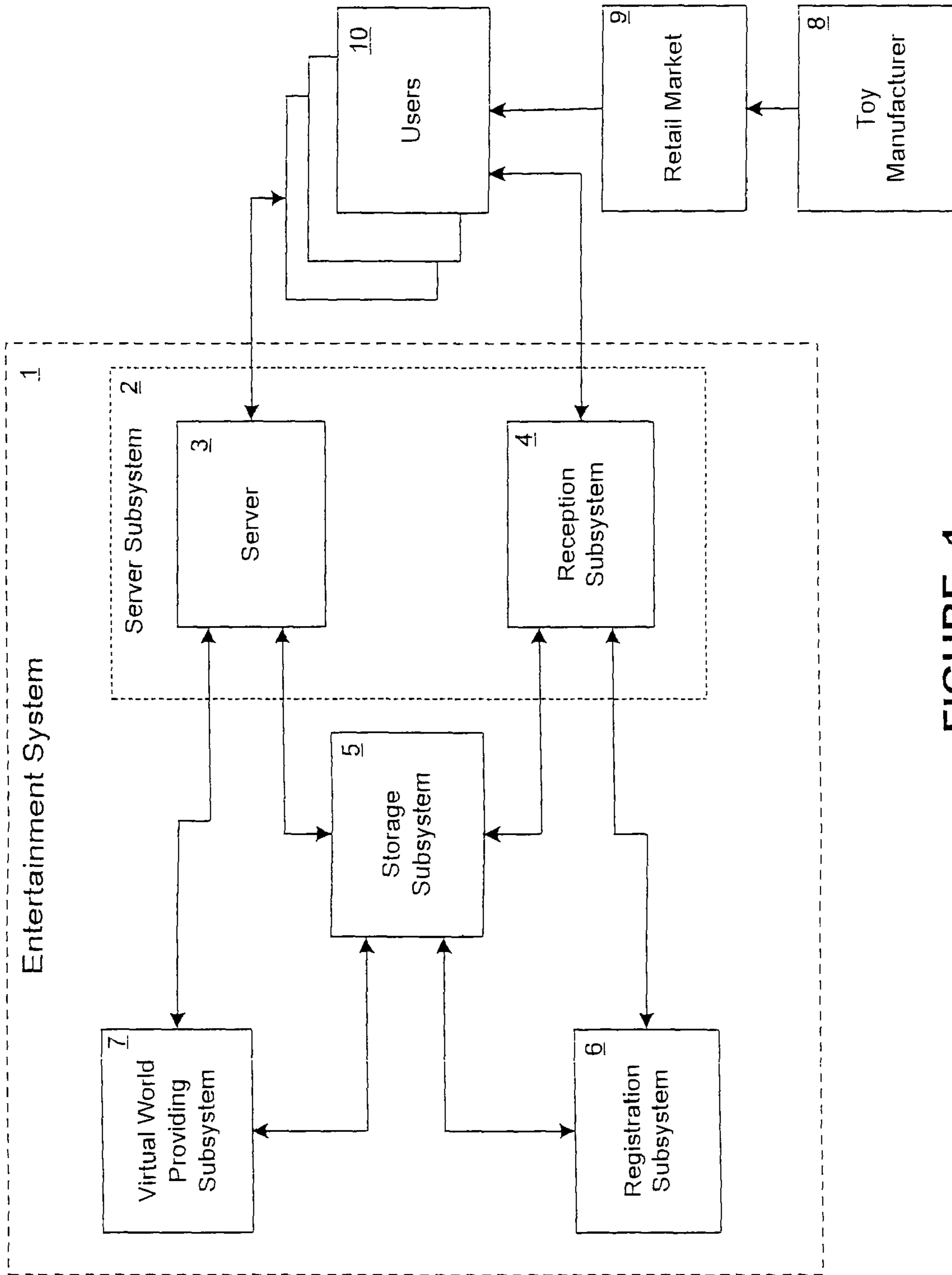


FIGURE 1

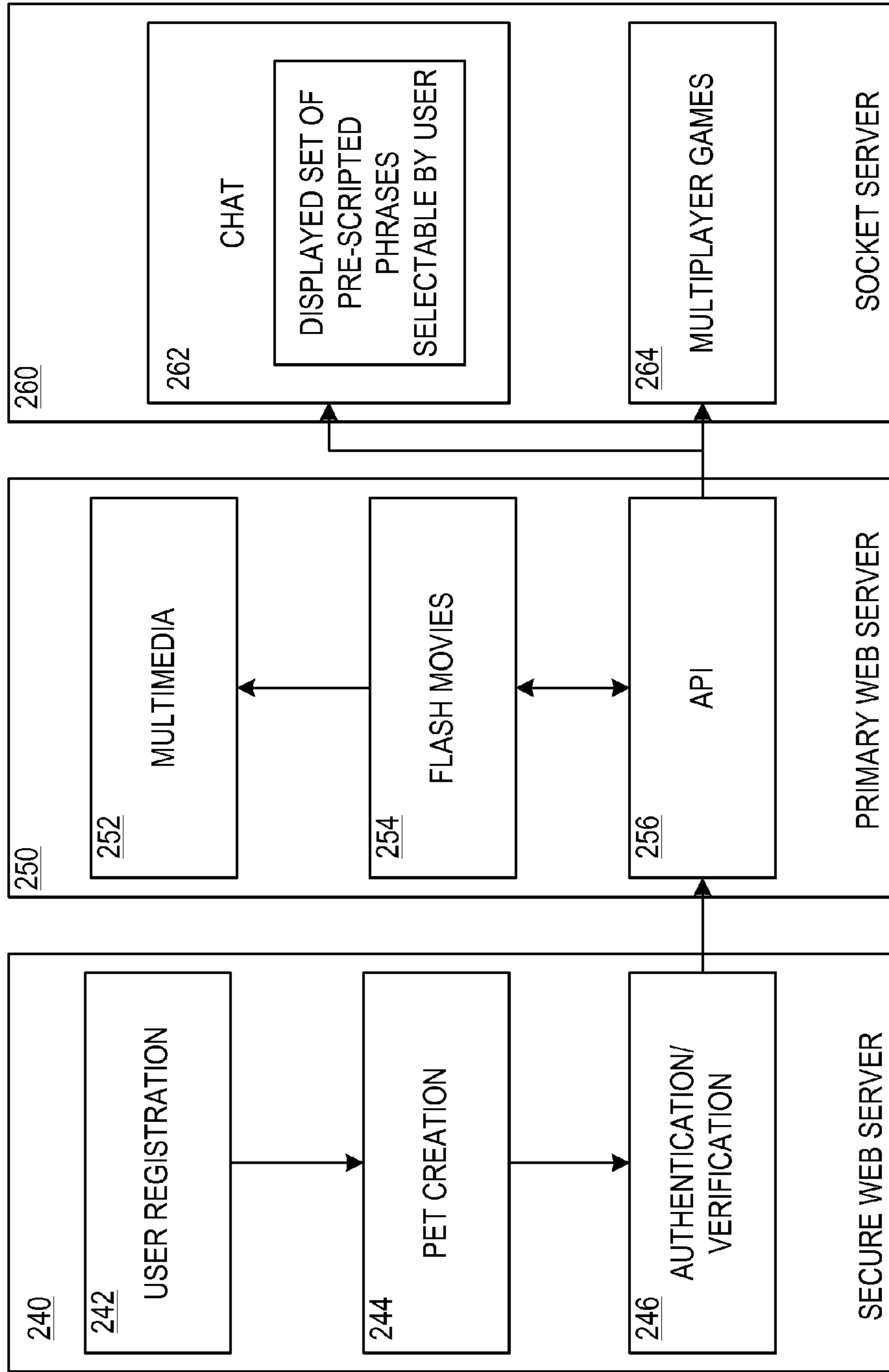


FIGURE 1A

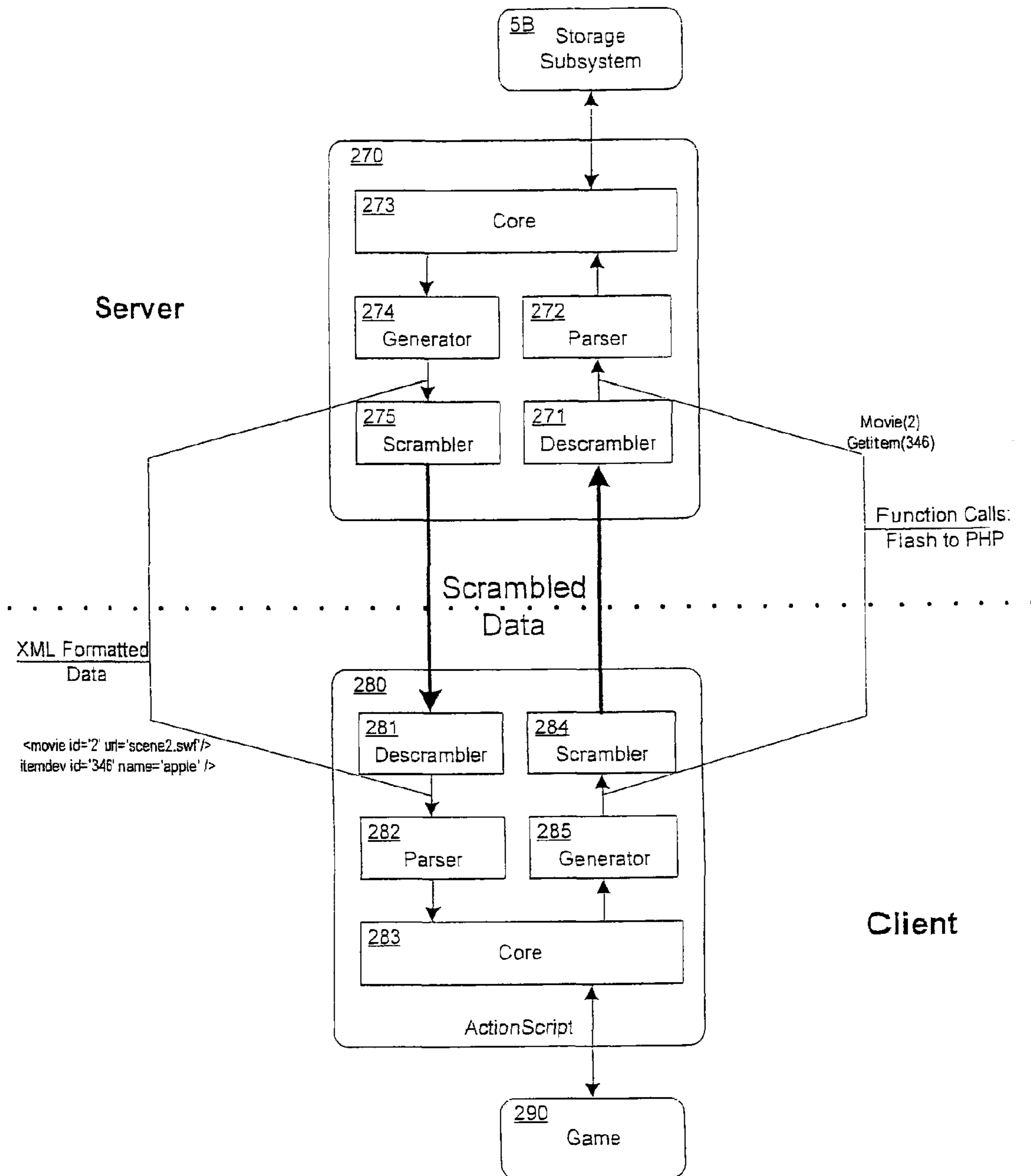


FIGURE 1B

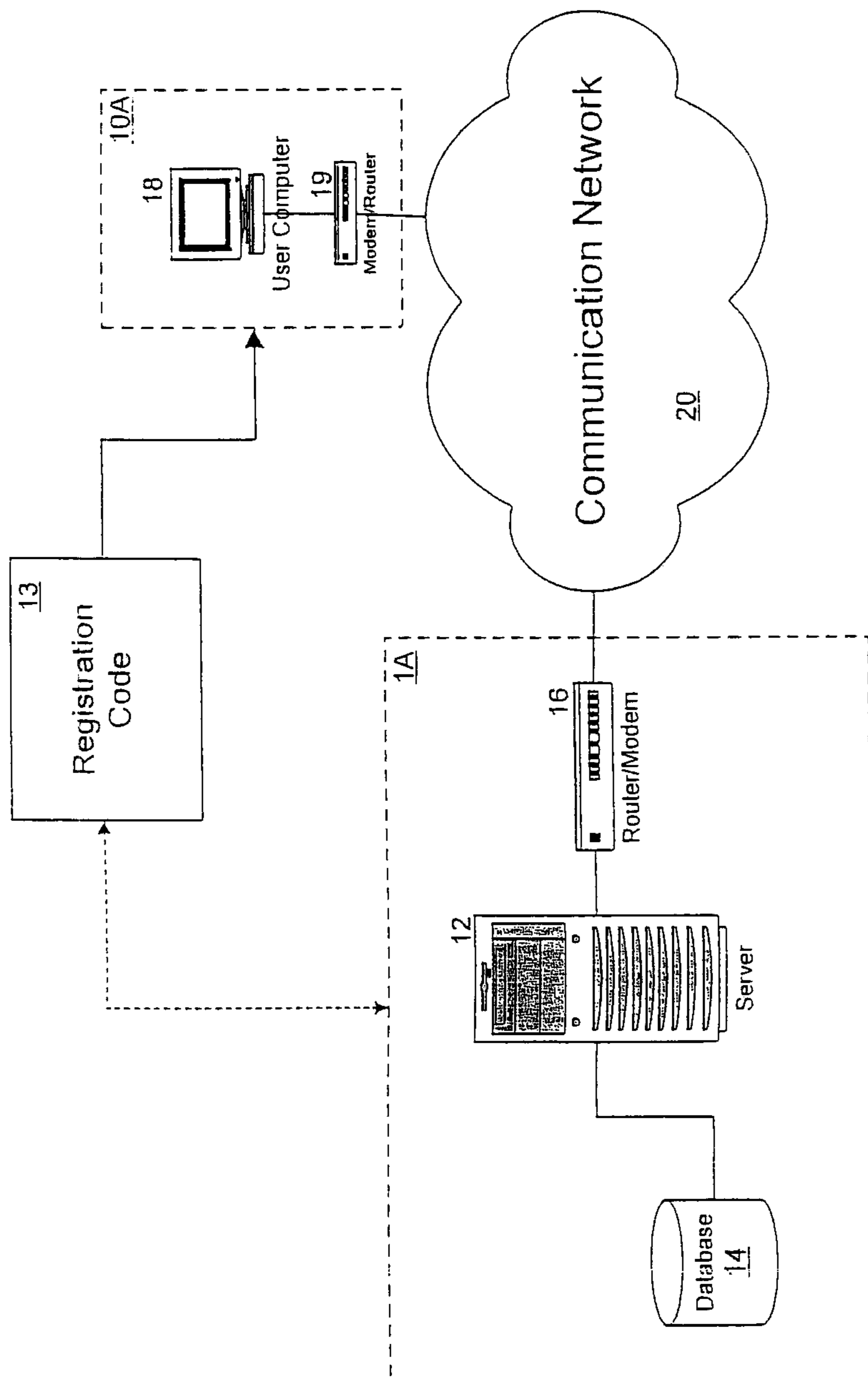


FIGURE 2



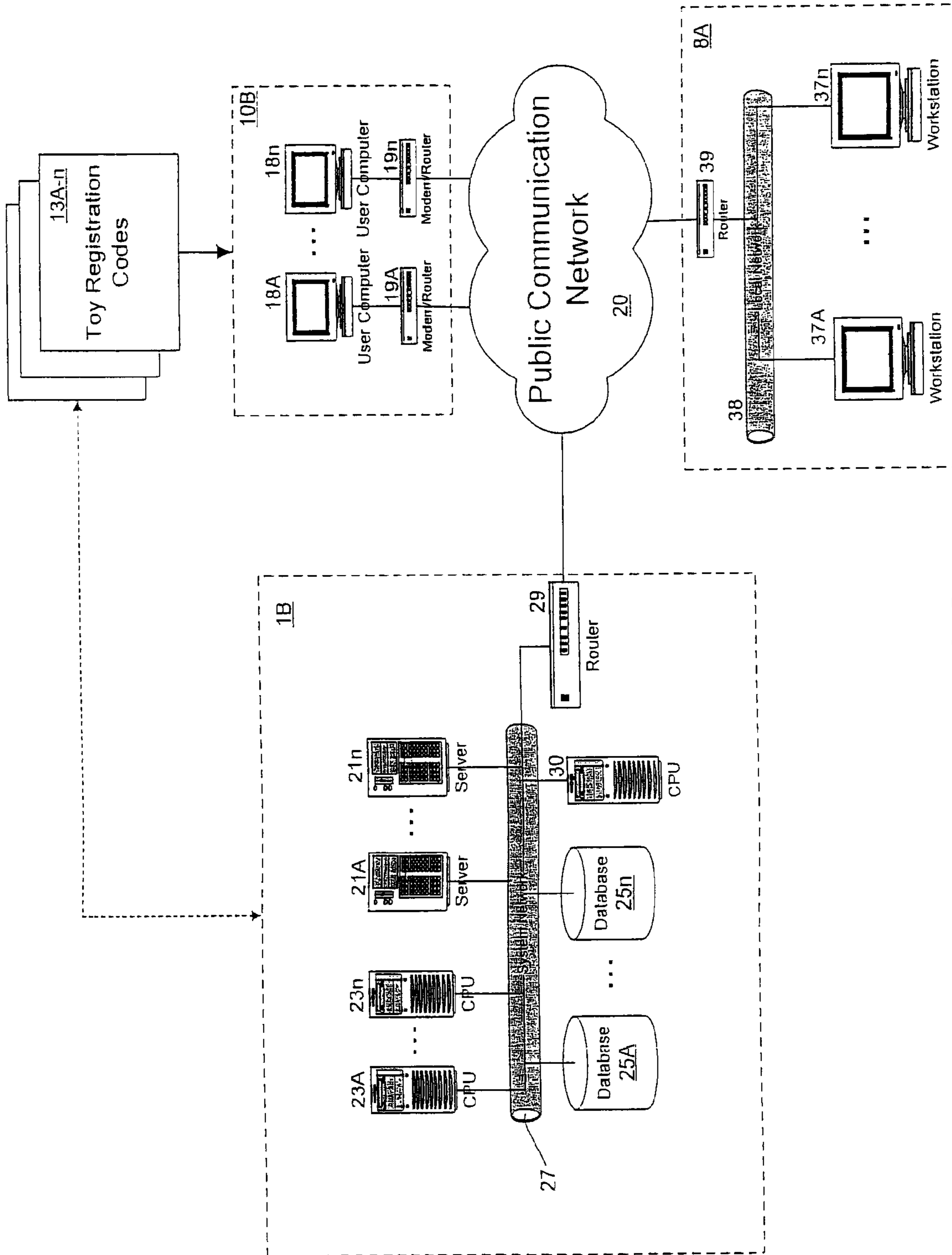


FIGURE 3

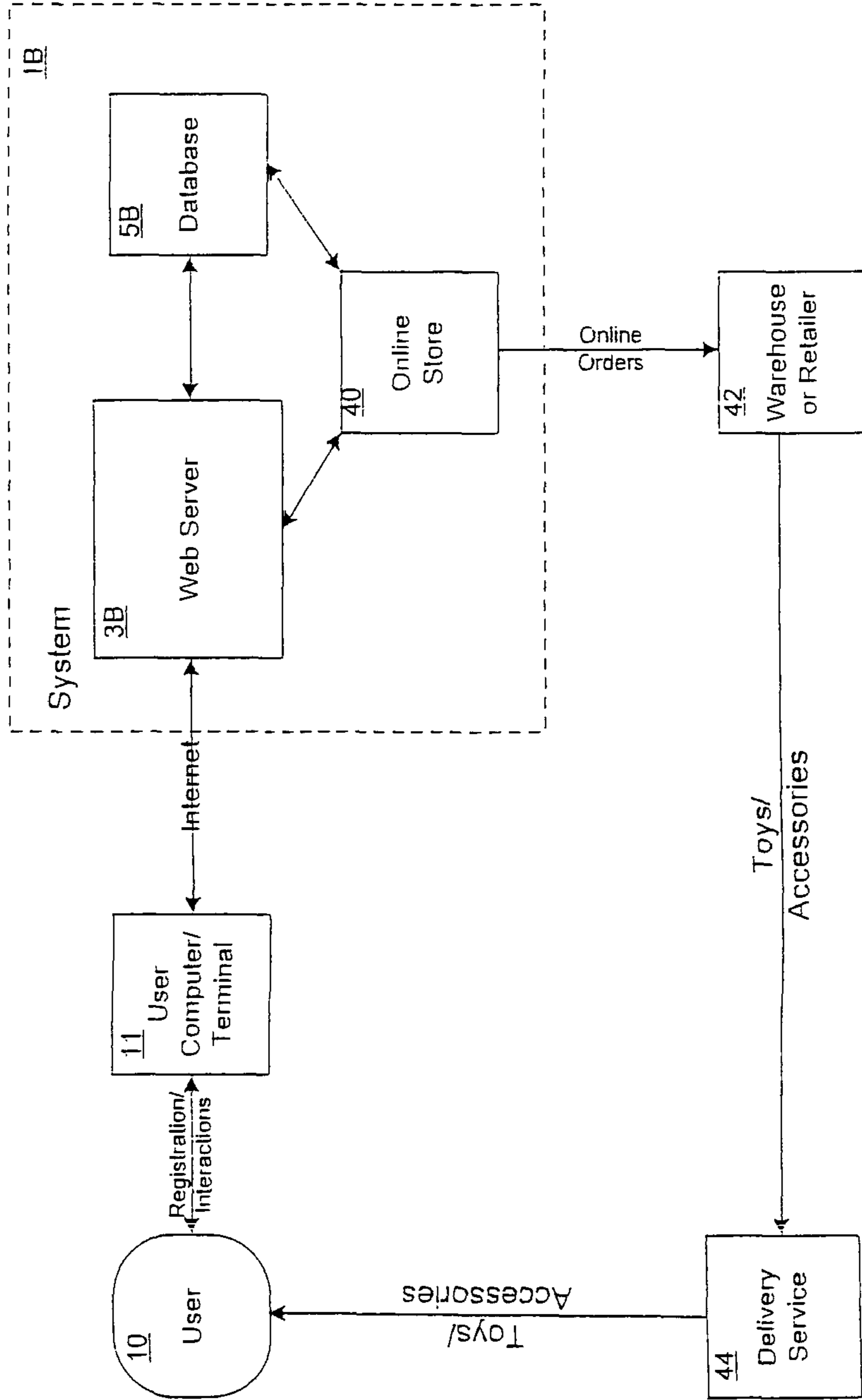


FIGURE 4

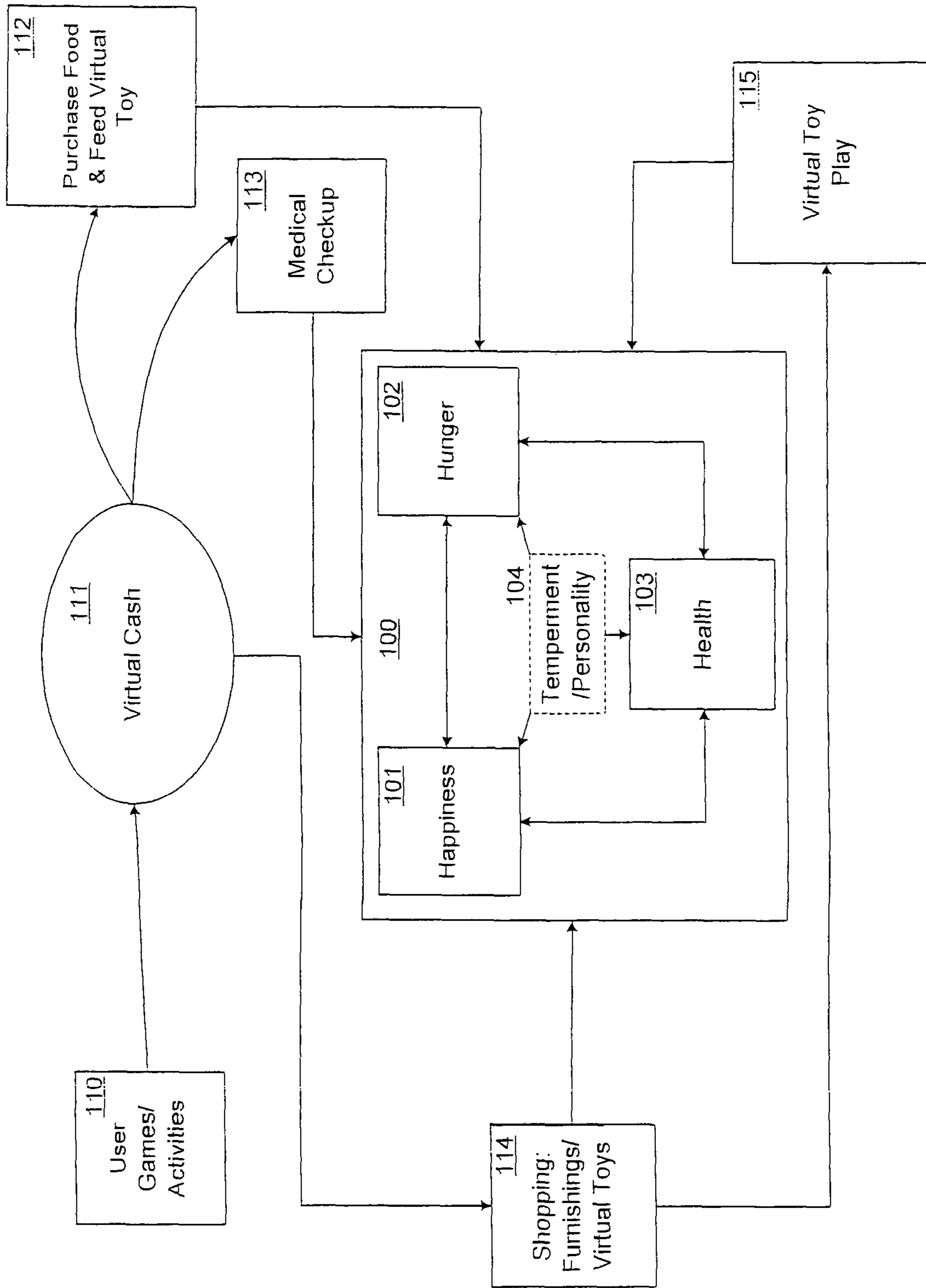


FIGURE 5

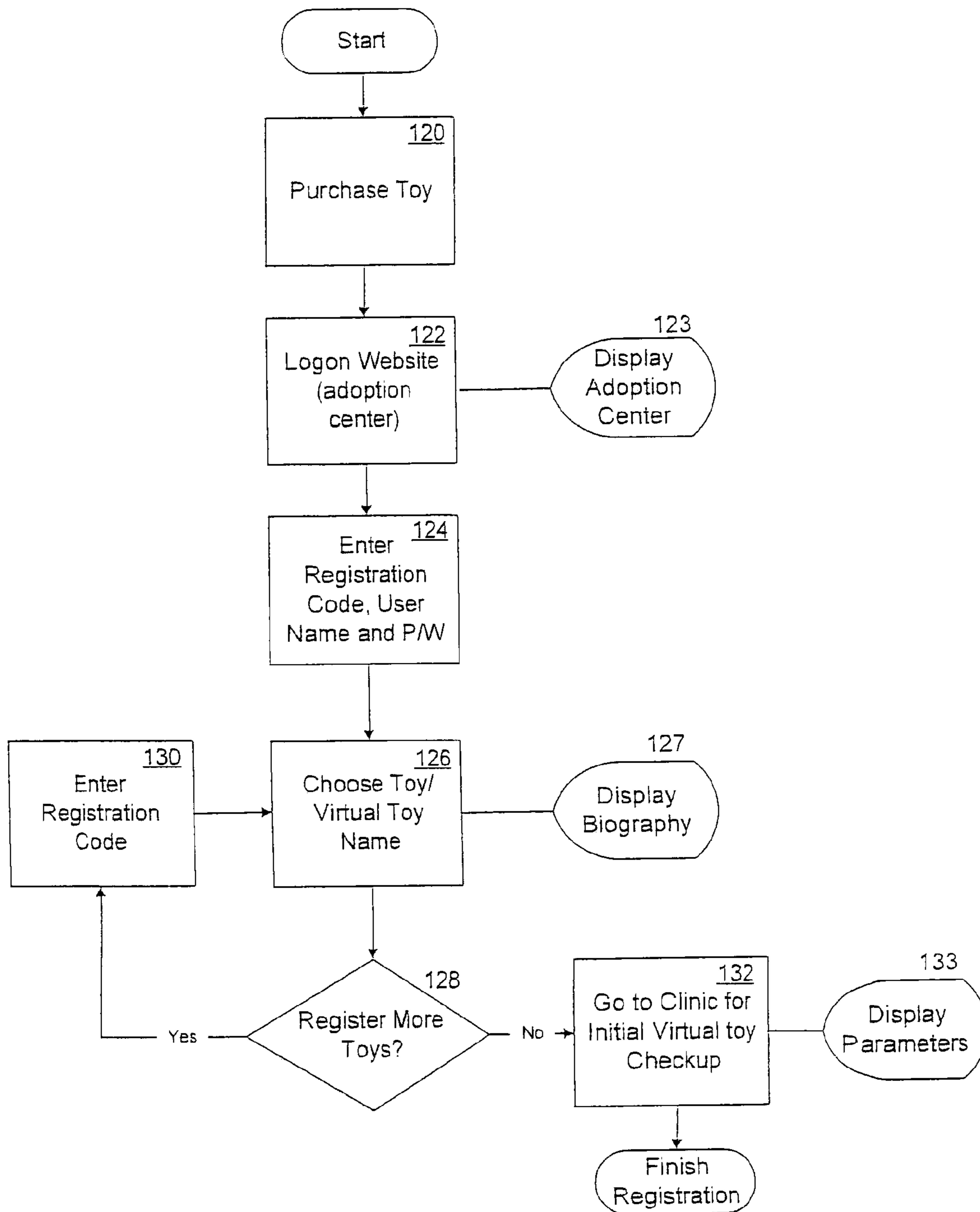


FIGURE 6

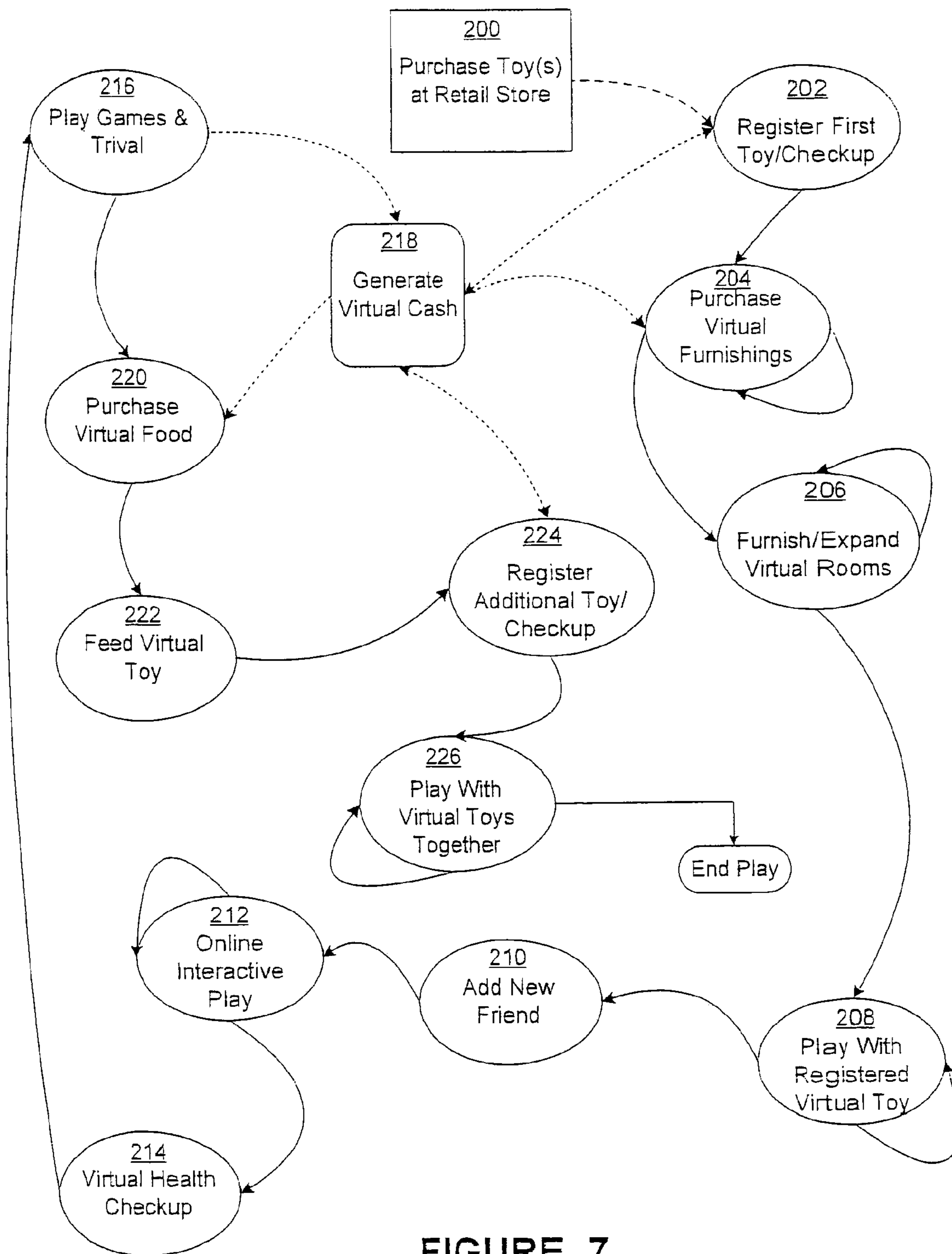


FIGURE 7

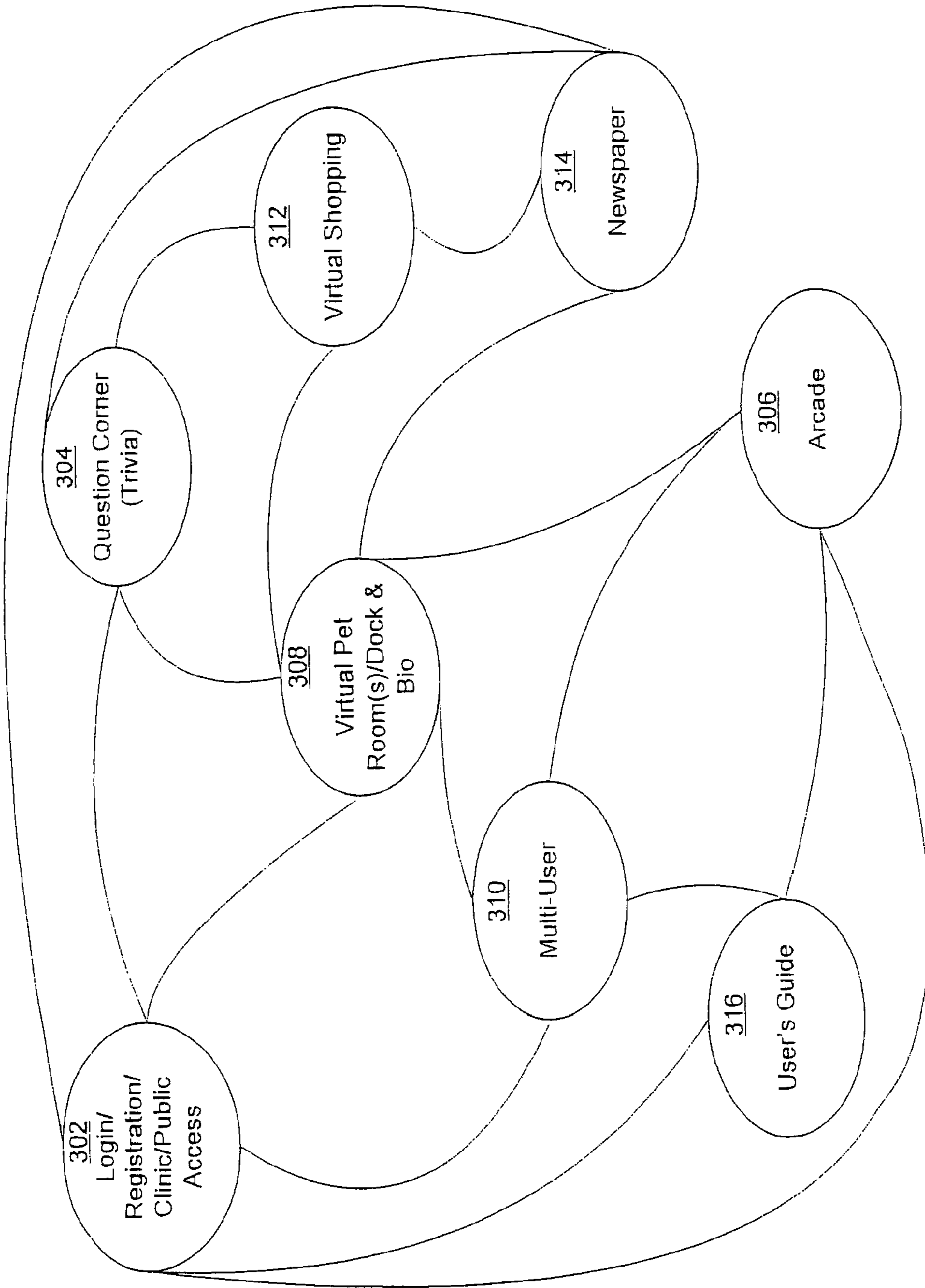


FIGURE 8

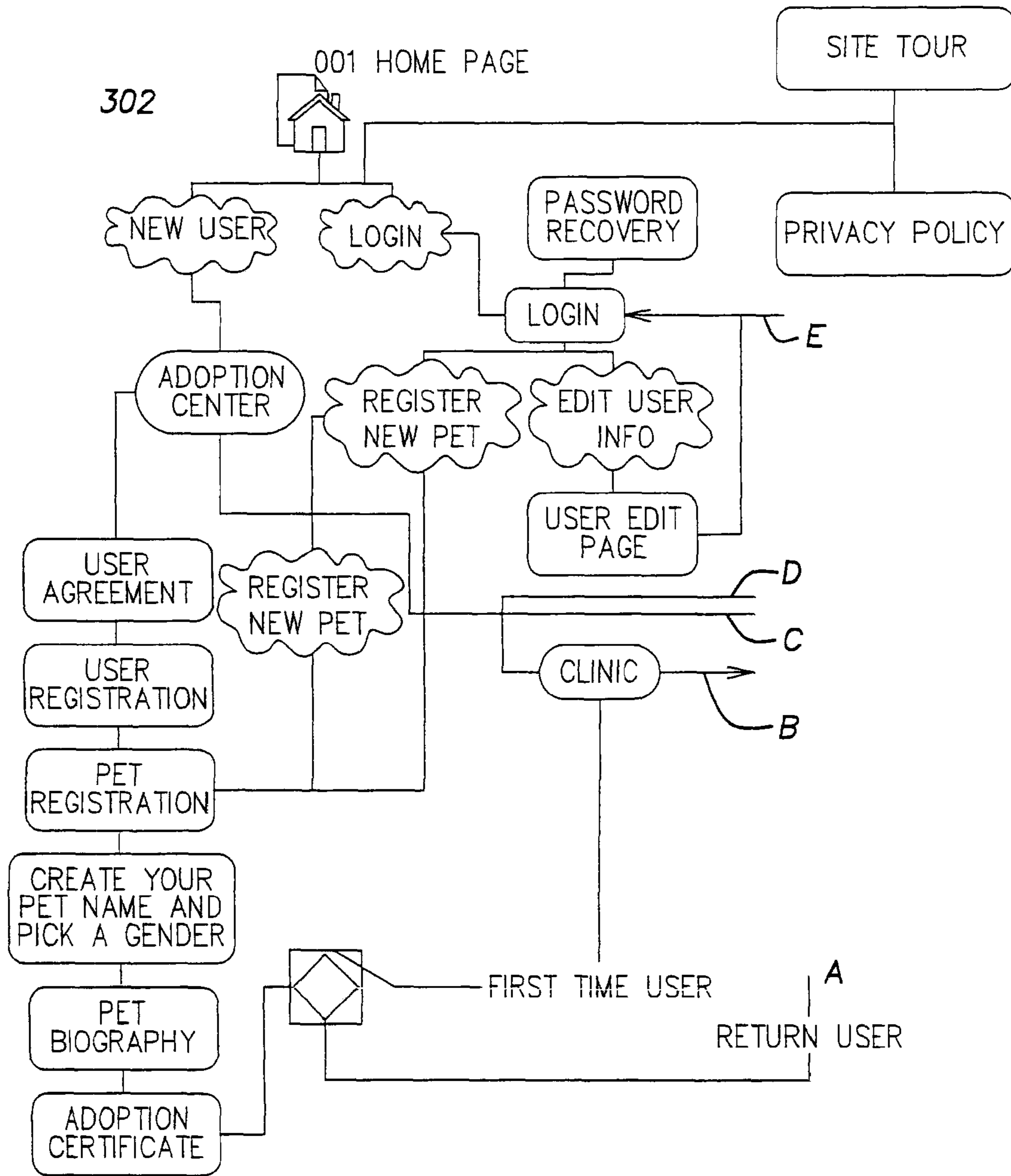


FIG. 8A

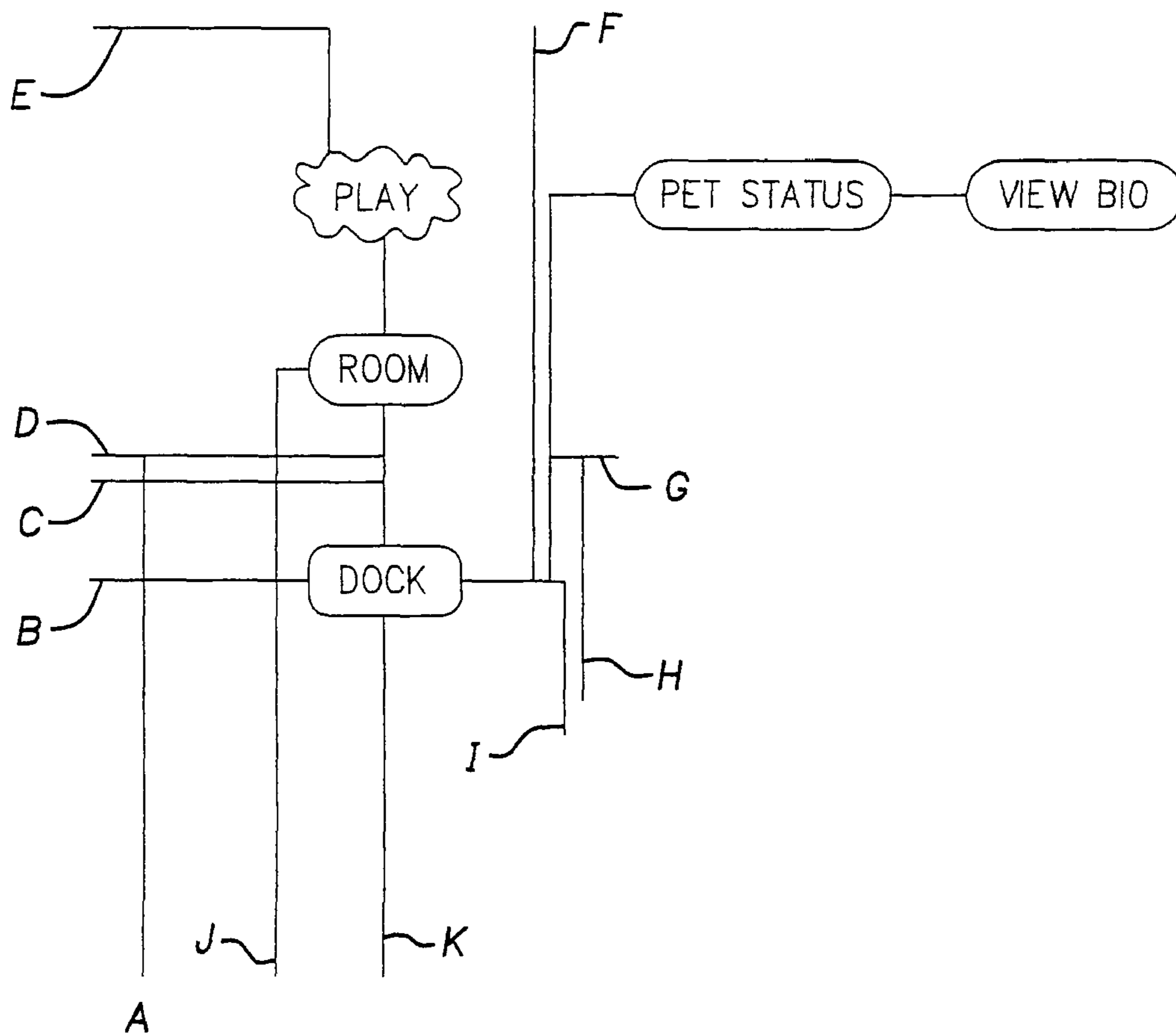


FIG. 8B



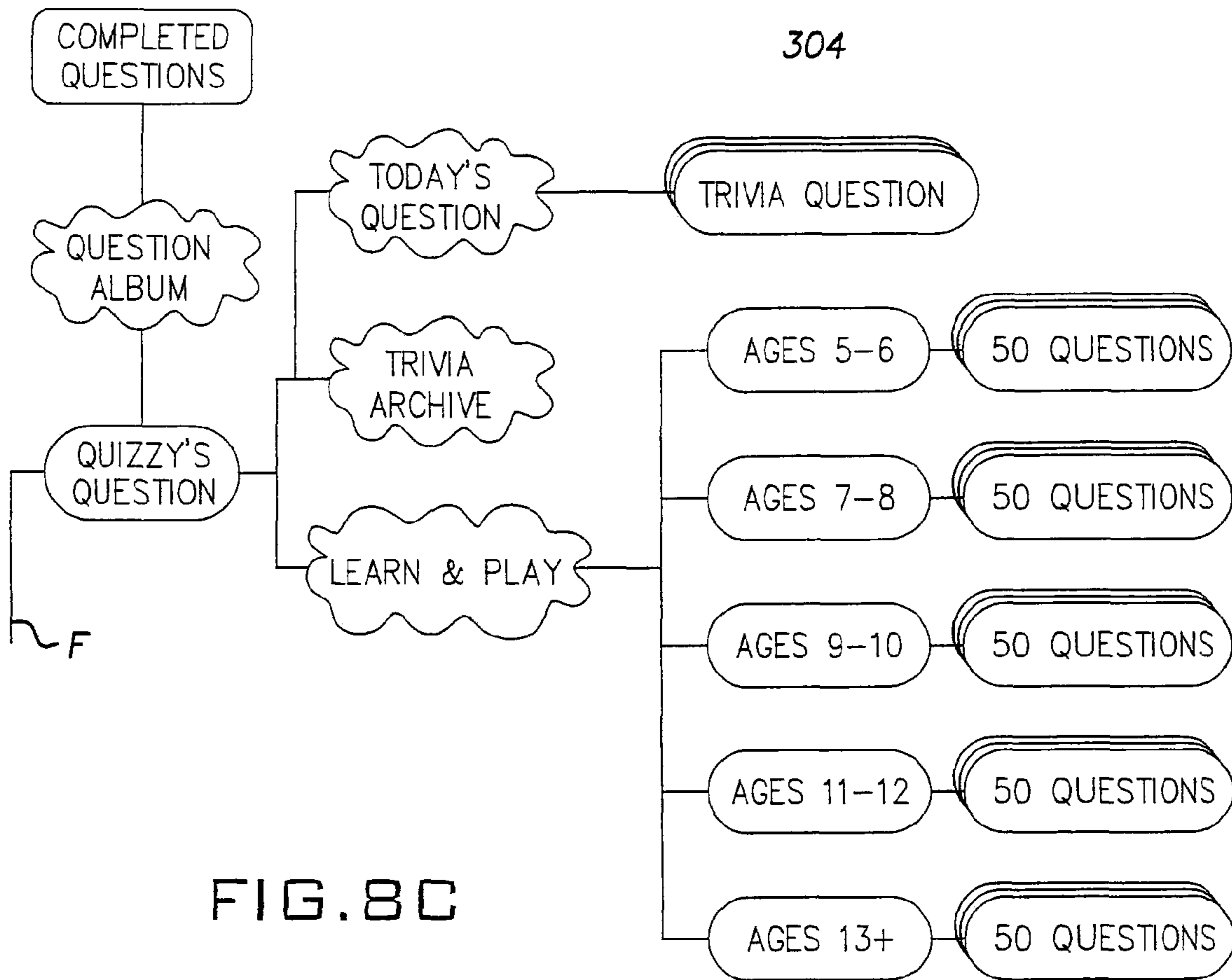


FIG. 8C

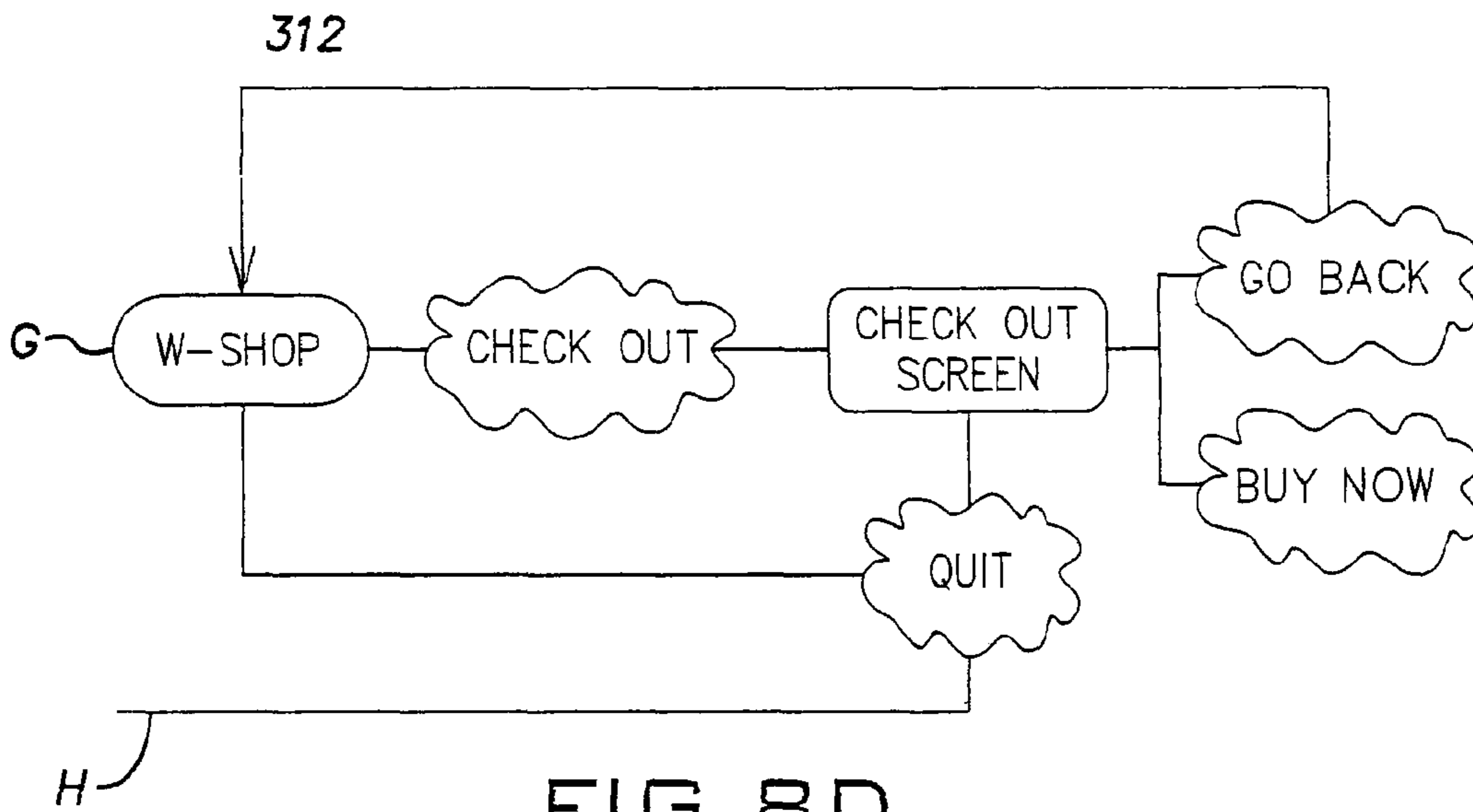


FIG. 8D

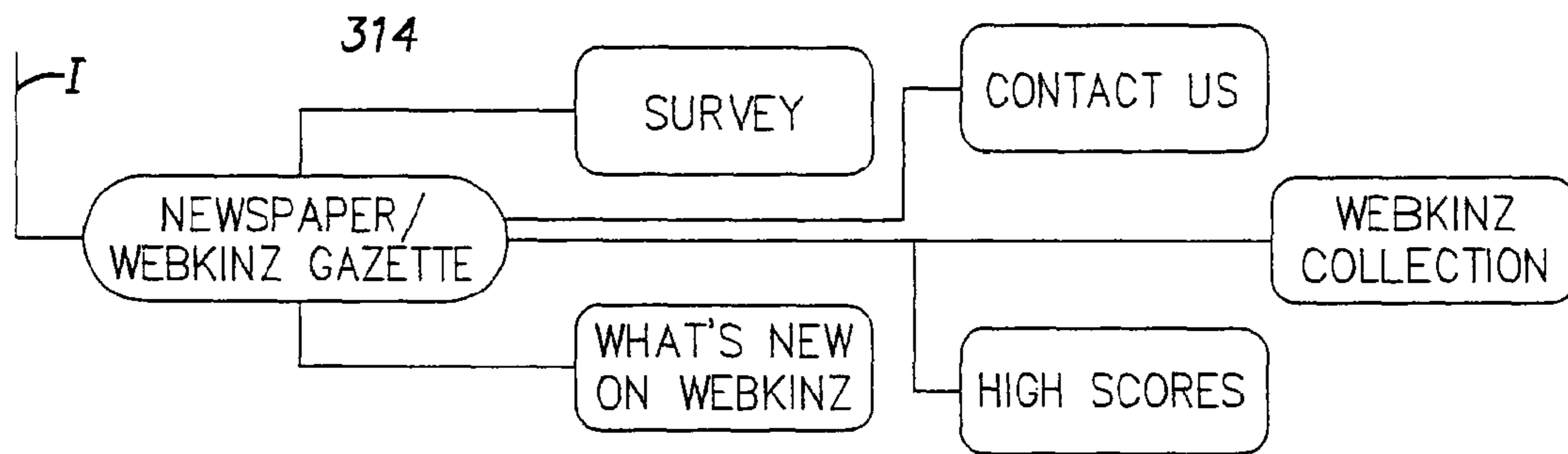


FIG. 8E

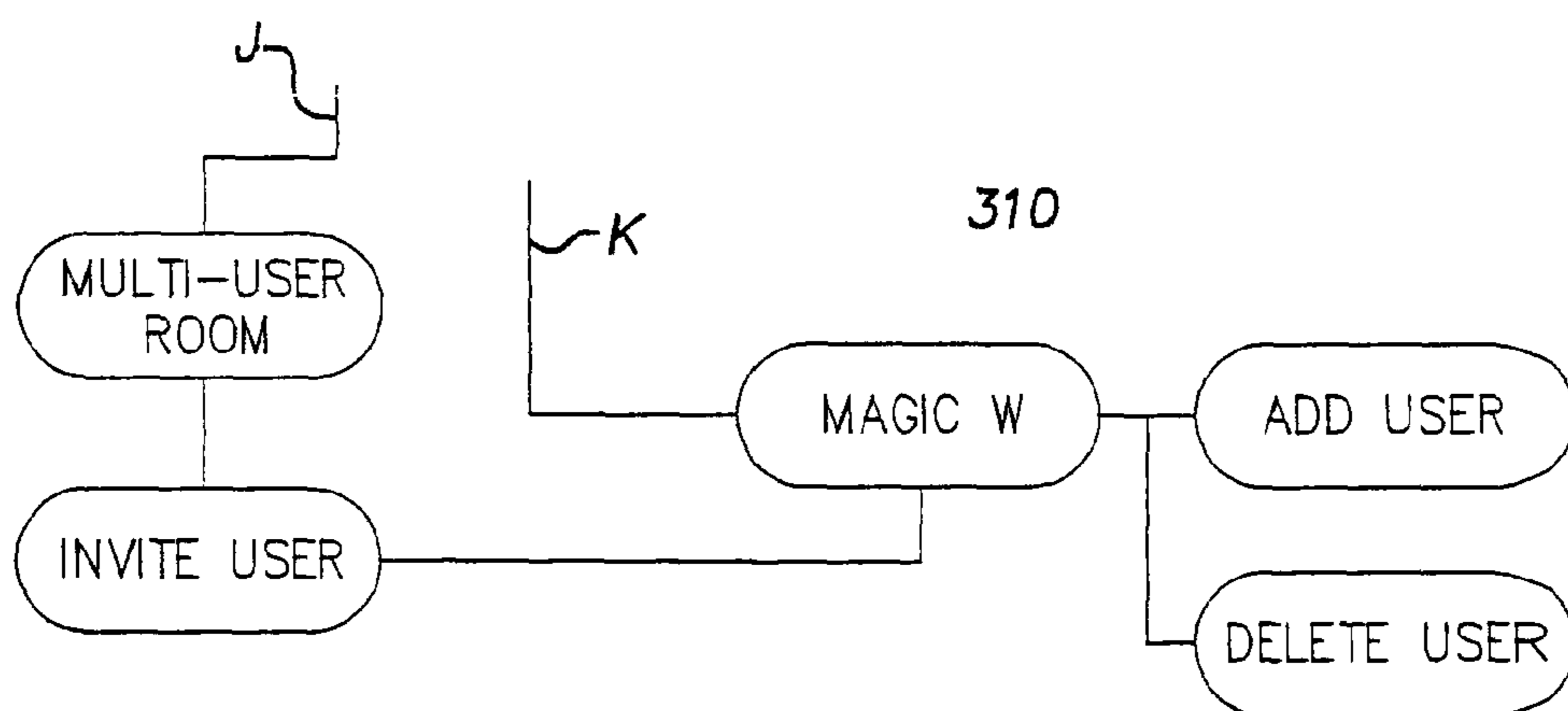


FIG. 8G

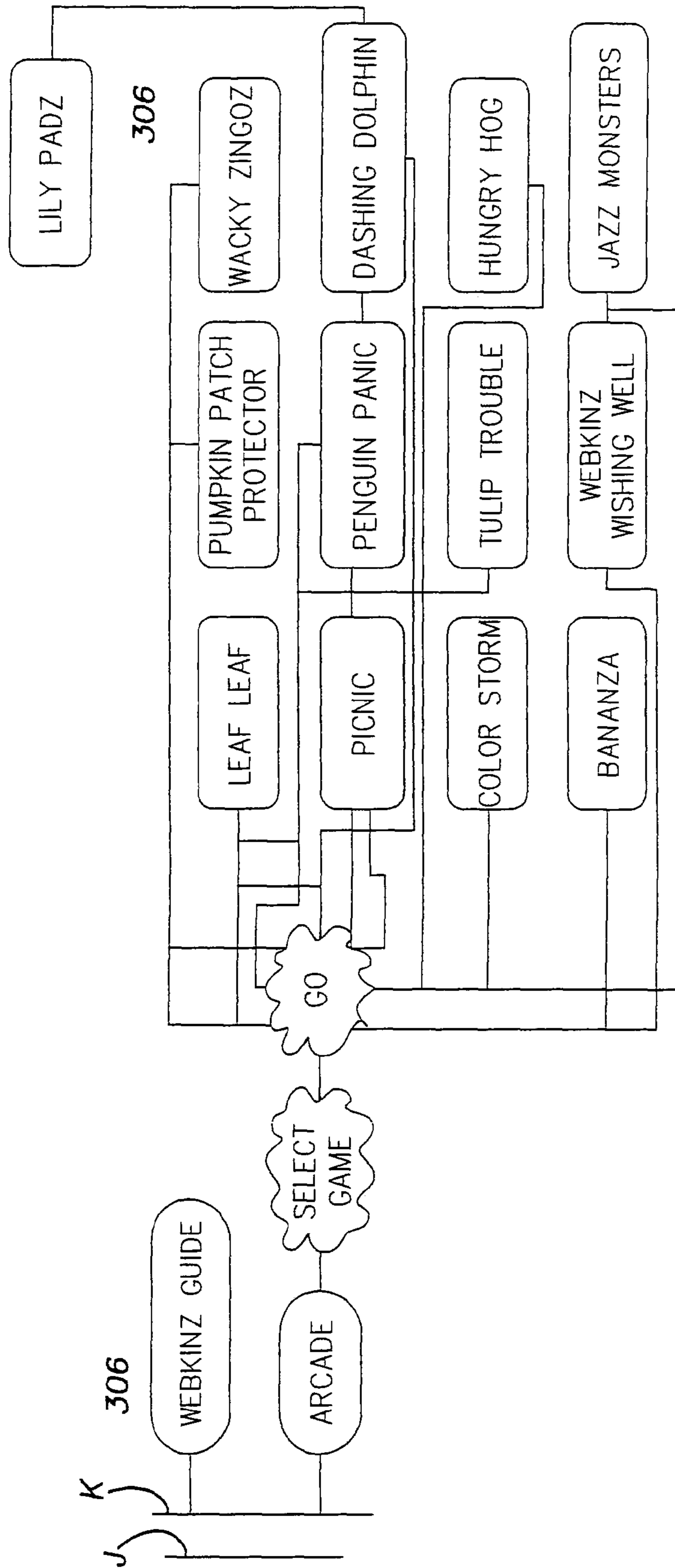


FIG. 8F



FIG. 9



FIG. 10A




FIG. 10B




FIG. 11A



FIG. 11B




FIG. 11C






FIG. 11D




FIG. 11E




FIG. 11F

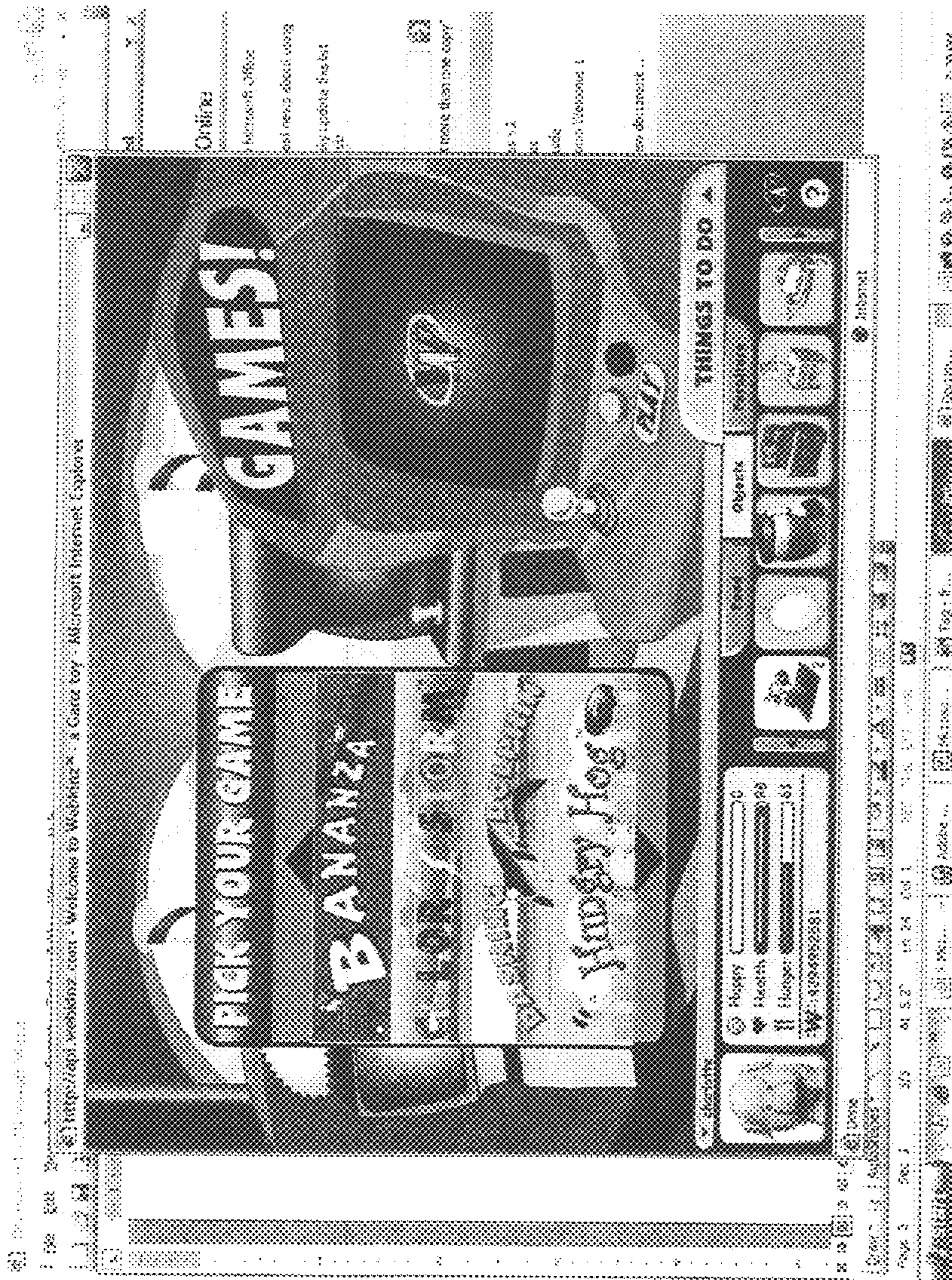


FIG. 11G




FIG. 11H

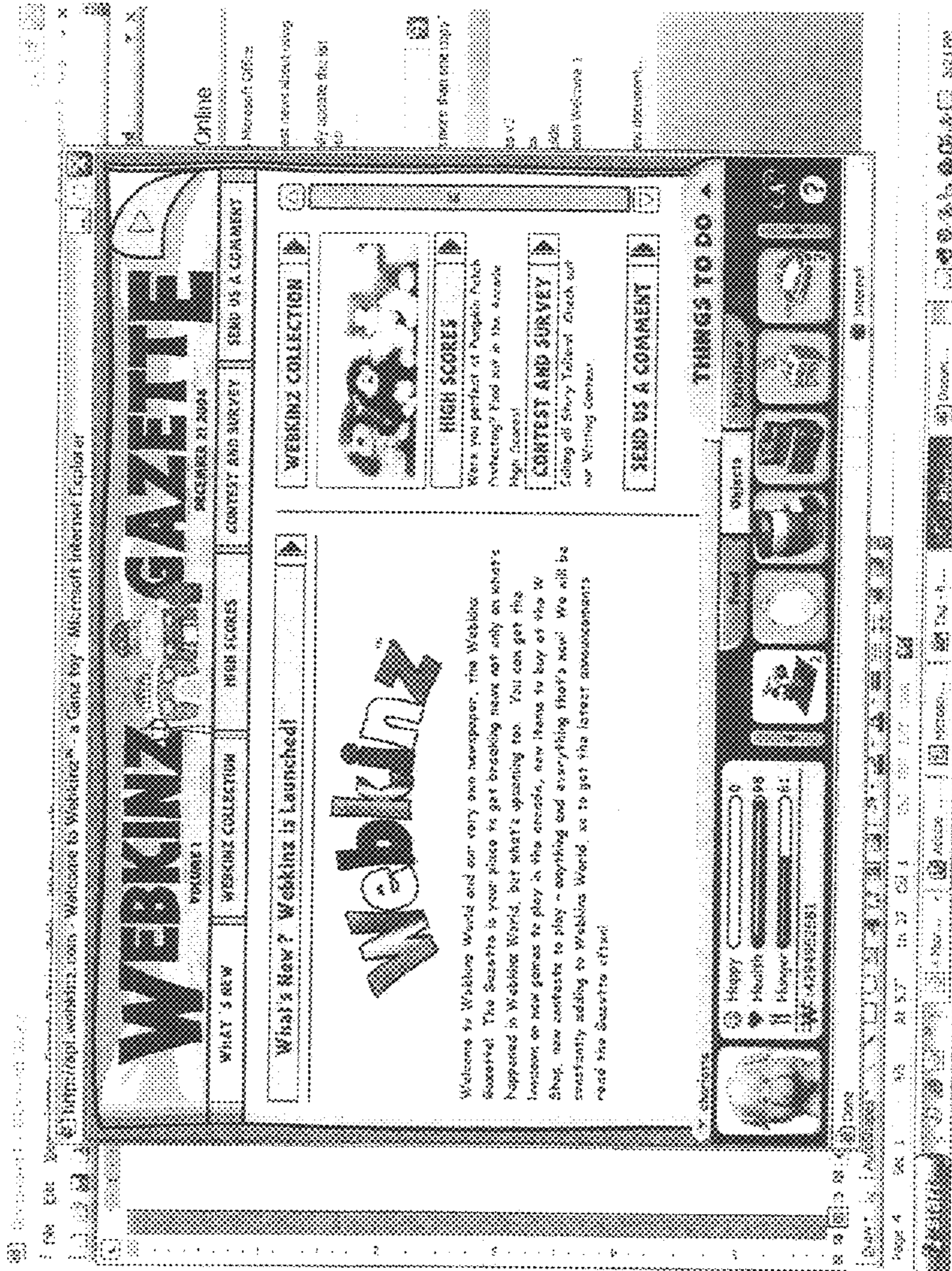


FIG. 111


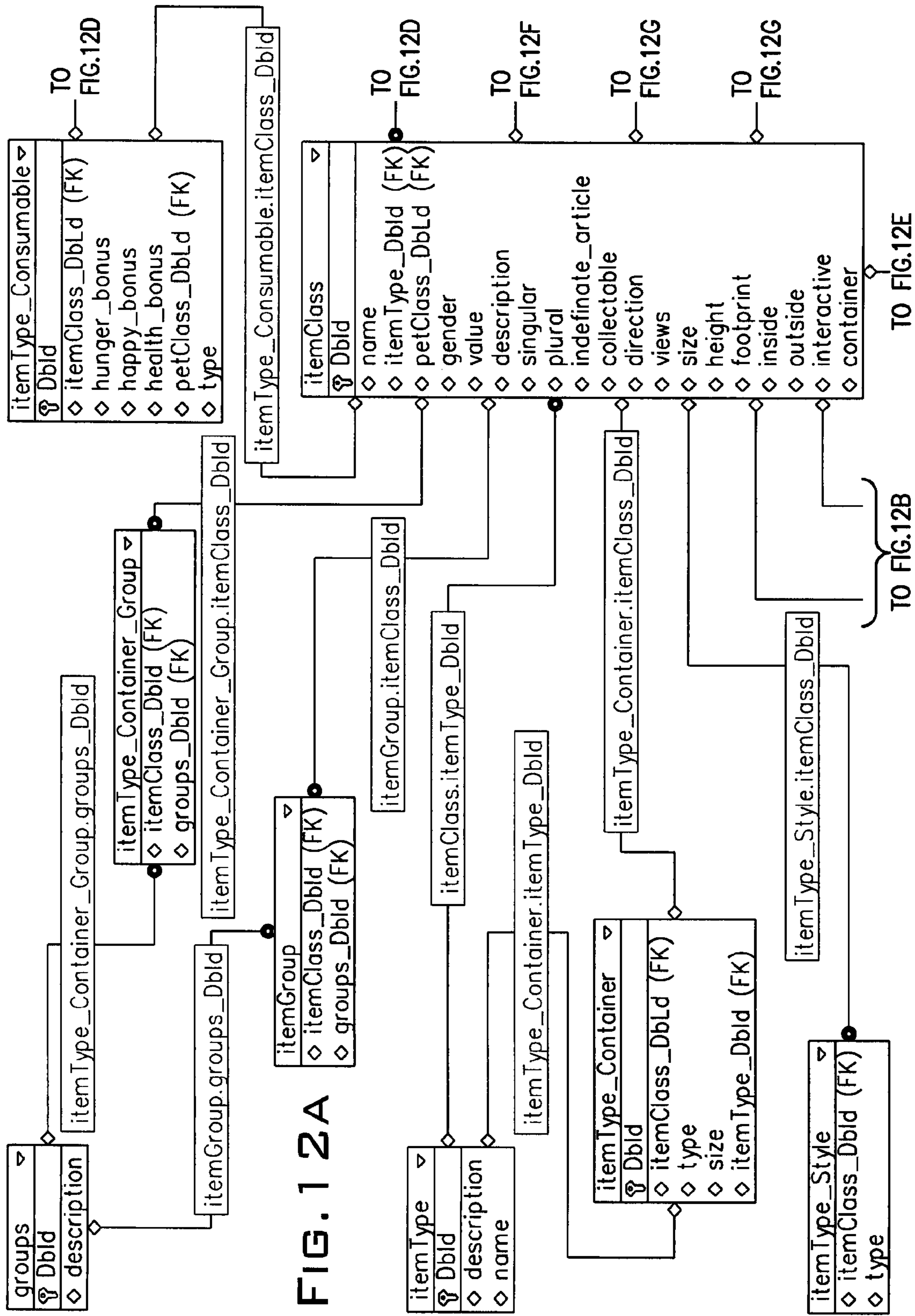


FIG. 11J







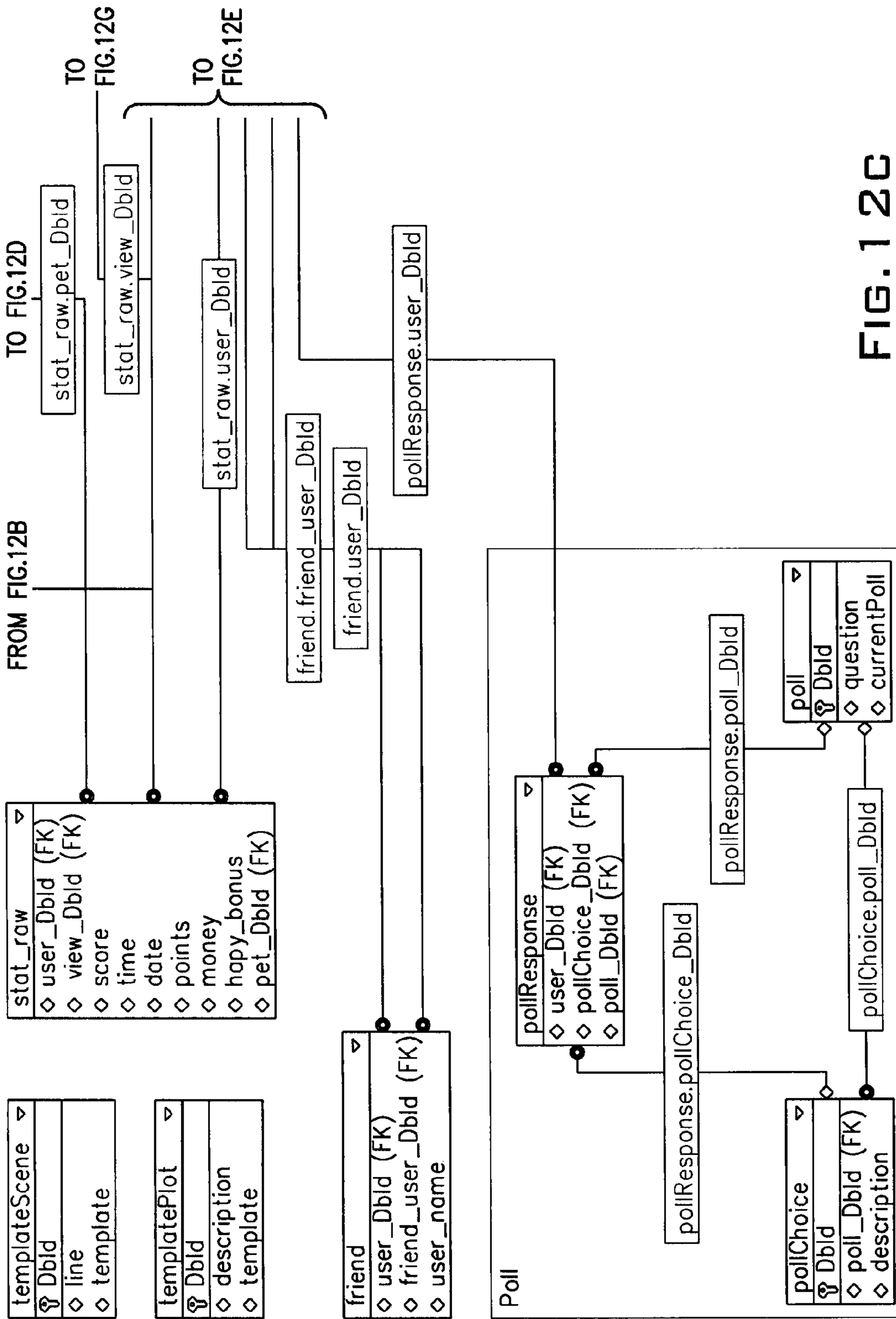
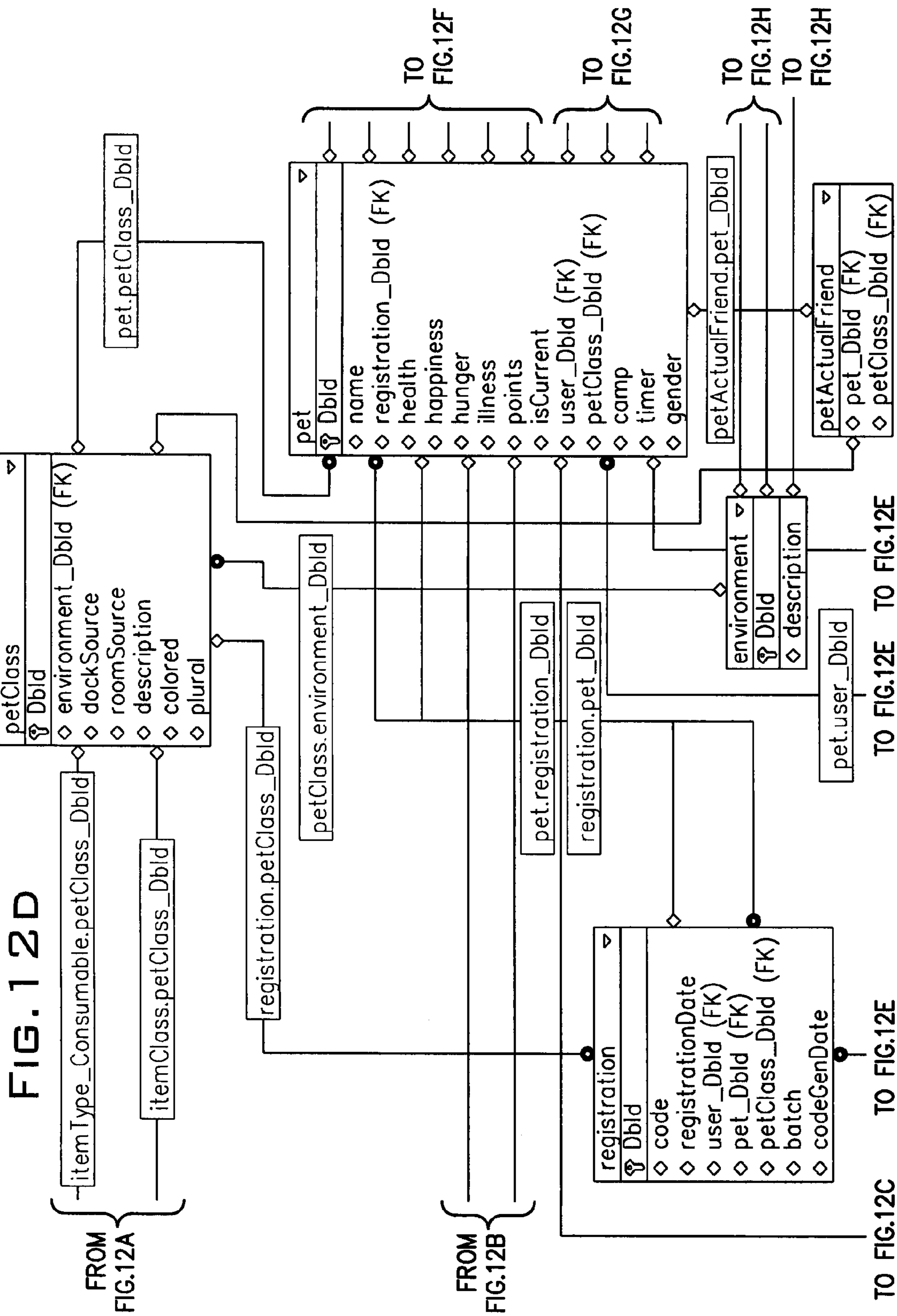
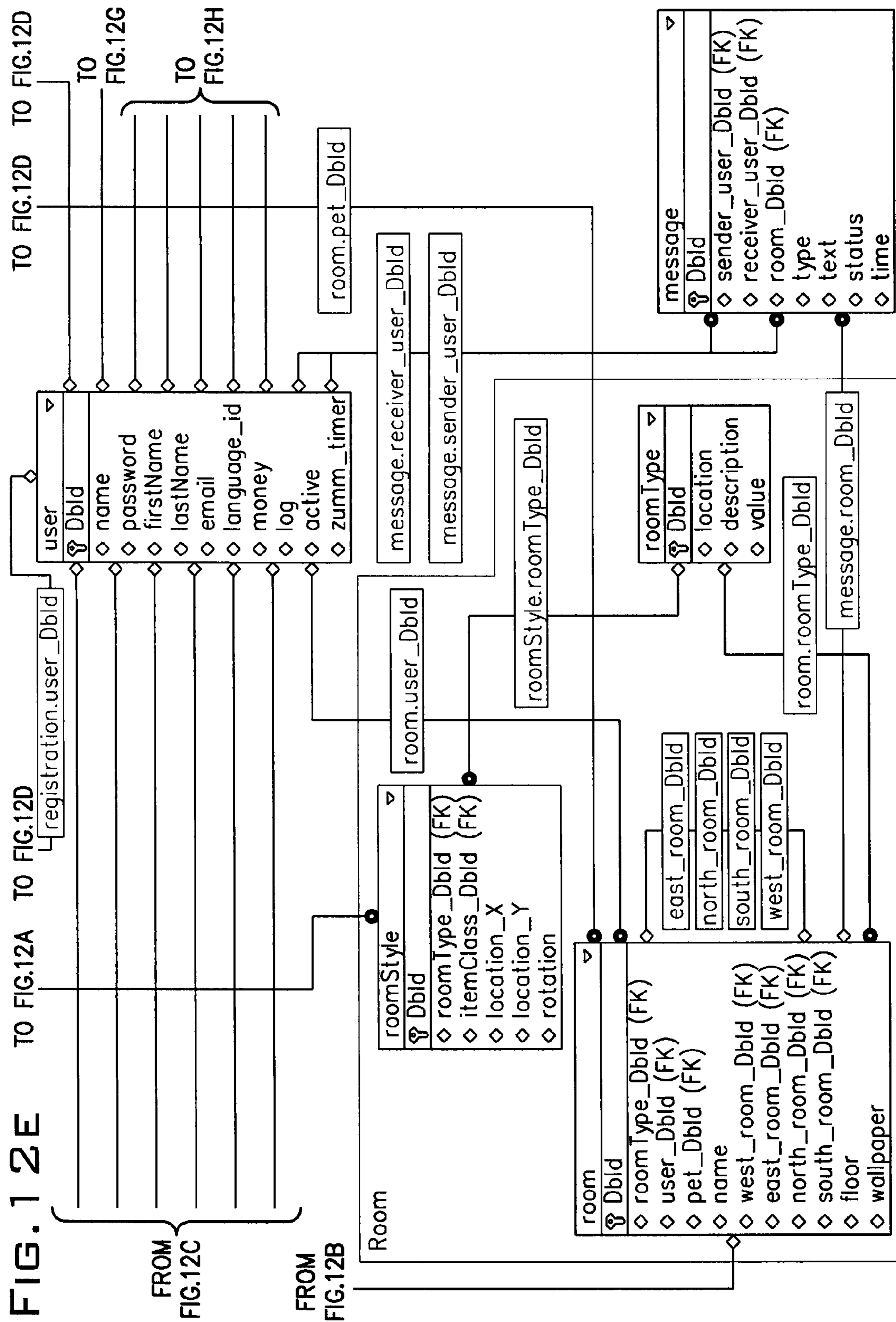


FIG. 12C





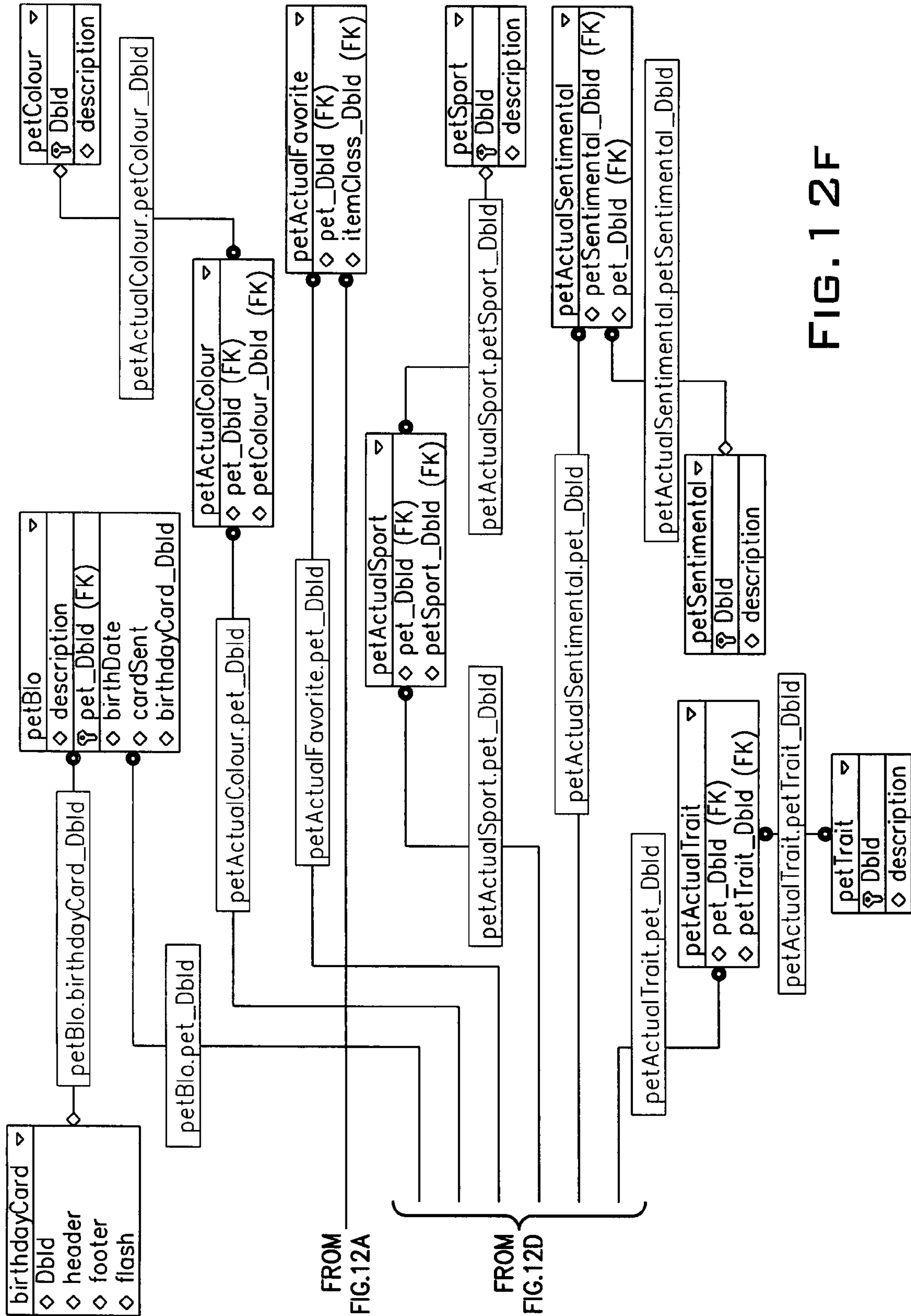
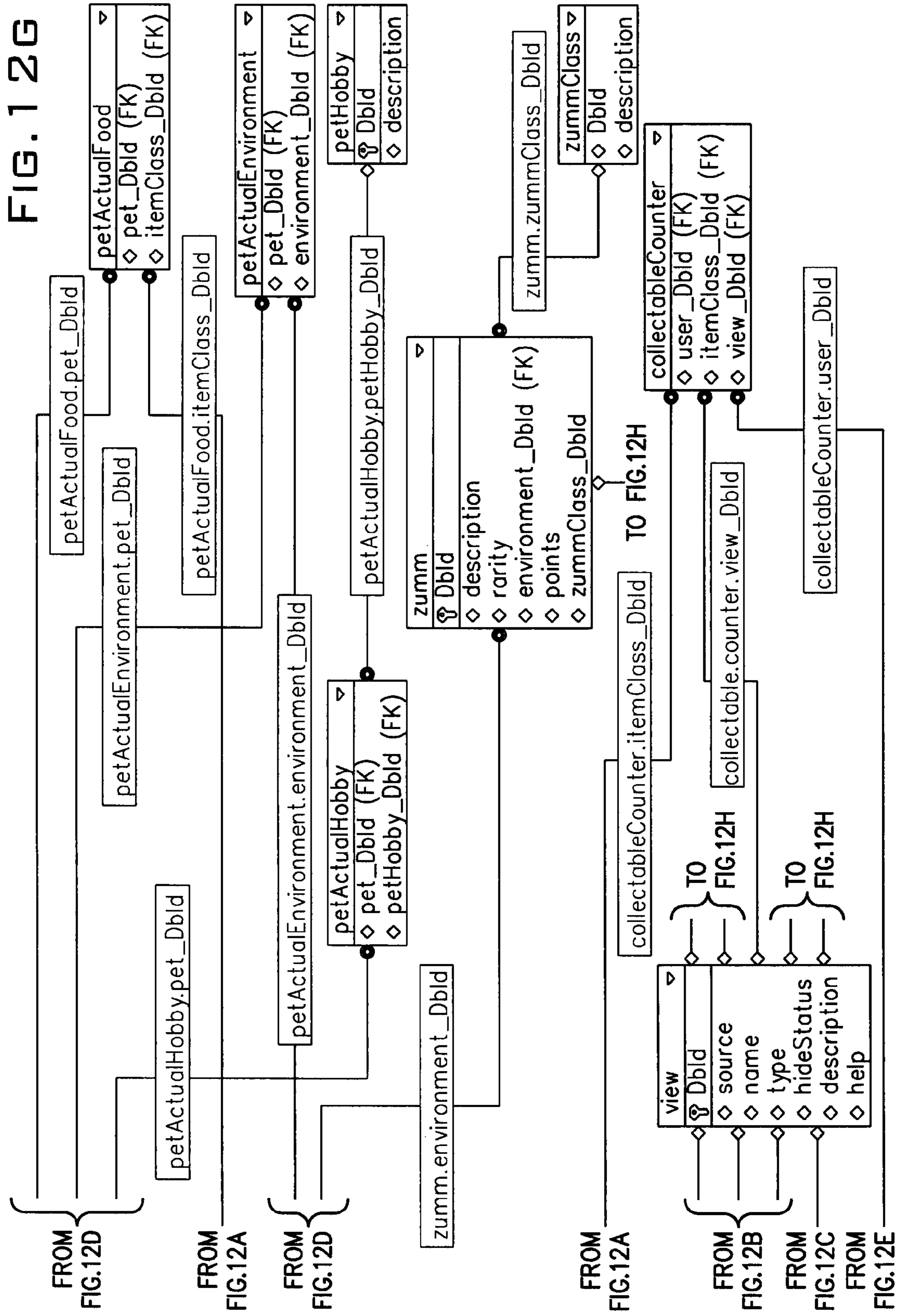


FIG. 12F





**1****SYSTEM AND METHOD FOR TOY  
ADOPTION AND MARKETING****CROSS-REFERENCES TO RELATED  
APPLICATIONS**

This is a continuation of application Ser. No. 11/027,271, filed on Dec. 30, 2004, which claims the benefit of provisional application Ser. Nos. 60/533,591 and 60/533,634, both filed on Dec. 31, 2003, incorporated herein by reference in their entirety.

The disclosure of this patent document incorporates material which is subject to copyright protection. The copyright owner has no objection to the facsimile reproduction by anyone of the patent document or the patent disclosure, as it appears in the Patent and Trademark Office patent file or records, for the limited purposes required by the law, but otherwise reserves all copyright rights whatsoever.

**REFERENCE TO COMPUTER PROGRAM  
LISTING**

A Computer Program Listing Appendix filed on CD ROM in co-pending application Ser. No. 11/027,880, filed on Dec. 30, 2004 is incorporated by reference in its entirety.

**FIELD OF THE INVENTION**

This application relates generally to a system and method for toy adoption and marketing.

More specifically, this application relates to an Entertainment System including a website, in combination with a commercially purchased toy, wherein the system allows a toy user to register the toy online using a registration code, allowing the user access to various activities and scenarios in a "virtual world" including a virtual representation of the toy, via a computer connected to the Internet.

**BACKGROUND OF THE INVENTION**

Typically, a consumer purchases a toy (e.g., a stuffed plush animal or other creature, etc.) as a gift for a child, for example, and that child then uses the toy for imaginative activities. However, the toy manufacturer relationship with the toy does not typically continue until the next toy is purchased.

This lack of continuity represents a lost opportunity to take advantage of the fact that the child or other toy owner likely wants to create a whole imaginative world for the toy for play purposes. A means of creating a such an imaginative world using modern computer tools, such as a personal computer connected to the internet, wherein the toy can be utilized in a computer generated "virtual world" for various games and activities, given a name and a history, and taken care of, would allow the owner a more varied and interactive means of playing with the toy.

Further, such a virtual world could be used to maintain the relationship between the toy owner and the toy manufacturer (or, alternatively a retailer or service provider), allowing new toys, accessories, and services of the manufacturer, retailer, or other provider to be offered to the toy owner, thereby increasing the potential market for the manufacturer and increasing the usage of the toy by the user. Such a virtual world could also provide many educational and gaming scenarios that would engage a child or adult with many hours of play.

Furthermore, such a virtual world could increase the attachment that the toy owner feels for the toy, and thus increase the likelihood that additional toy or accessory pur-

**2**

chases would occur, and also increasing the satisfaction the owner feels with the toy, thus extending the relationship between the toy manufacture and the toy owner.

Finally, by engaging the toy owner in the virtual world, advertising and other marketing advantages would likely occur because of the additional satisfaction that the toy would provide, hence leading to potential word-of-mouth and other means of marketing the toy and the website.

Accordingly, a system for creating such a virtual world to take advantage of such marketing potential might provide some or all of the listed benefits.

**SUMMARY OF THE INVENTION**

Provided is a method for providing a virtual world presentation to a user for entertainment. The method comprises the steps of: storing data relating to a plurality of registration codes, each of the registration codes corresponding to one of a plurality of toys; serving content, via a communication network, to a user computer; receiving one of the registration codes transmitted from the user computer via one or both of the communication network and an additional communication network; verifying the one of the registration codes against the data relating to the plurality of registration codes; registering a toy corresponding to the one of the registration codes after the verifying; and providing virtual world data for including in the content.

The virtual world data of the above method is for use by the user computer to present a virtual world to the user, and the virtual world includes a virtual toy representing the toy.

Also provided is a method for providing a virtual world presentation to a user of a toy for entertainment, comprising the steps of: a user obtaining the toy including a corresponding registration code; serving content, via a communication network, to a user computer; receiving one or both of data and commands from the user computer; verifying the toy to determine a validity of the toy; registering the toy for allowing the user to access a restricted portion of an Entertainment System; and the system providing virtual world data for including in the content.

The virtual world data of the above method is for use by the user computer to present a virtual world to the user, and the virtual world includes a virtual toy representing the toy, and further the virtual world provides a plurality of activities for the user to participate in via interactions with the user computer.

Further provided is an entertainment system for providing a virtual world for entertainment of a user of a toy. The system comprises: a server subsystem for serving content, via a communication network, to a user computer, and for receiving one or both of data and commands from the user computer; a registration subsystem for verifying and then registering the toy, wherein the verifying includes determining a validity of the toy, and wherein the registering is for allowing the user to access a restricted portion of the Entertainment System; and a virtual world providing subsystem for providing virtual world data for including in the content.

The virtual world data of this system is for use by the user computer to present a virtual world to the user, and the virtual world includes a virtual toy representing the toy.

Also provided is an entertainment system for providing a virtual world for user entertainment, which comprises: a storage subsystem for storing data relating to a plurality of registration codes, each of the registration codes corresponding to one of a plurality of toys; a server subsystem for serving content, via a communication network, to a user computer, and for receiving one of the registration codes transmitted



from the user computer via one or both of the communication network and an additional communication network; a registration subsystem for verifying the one of the registration codes against the data relating to the plurality of registration codes, and subsequently registering the toy in the system after the verifying; and a virtual world providing subsystem for providing virtual world data for including in the content.

The virtual world data of the above system is for use by the user computer to present a virtual world to the user, and the virtual world includes a virtual toy representing the toy.

Further provided is a toy for utilizing an entertainment system, such as the ones listed above, for providing a virtual world for entertainment of a user of the toy. The toy comprises a toy body and a registration code, and the entertainment system uses the registration code to register and verify the toy. The entertainment system presents a virtual world to the user via a user computer connected to a communication network, and the virtual world includes a virtual toy representing the toy.

Further provided is an Entertainment System as described above, including one or more of the following activities for a user:

- providing a virtual medical checkup for the virtual toy;
- playing a game;
- virtually purchasing virtual furnishings for a virtual room in the virtual world using virtual cash;
- virtually furnishing the virtual room in the virtual world;
- virtually purchasing virtual food for the virtual toy using the virtual cash;
- virtually feeding the virtual toy;
- playing with the virtual toy;
- playing with the virtual toy along with an additional virtual toy representing an additional toy registered by an additional user via interactions by the additional user with an additional user computer;
- virtually adding an additional virtual room in the virtual world; and
- chatting with the additional user using the user computer and the additional user computer.

Still further provided is a computer readable medium for storing computer readable program code for performing the method disclosed herein by utilizing a computer system, as also disclosed herein.

#### BRIEF DESCRIPTION OF THE DRAWINGS

FIG. 1 shows a schematic block diagram of a current embodiment of the system and its interactions with some external entities;

FIGS. 1A and 1B show additional implementation details about the embodiment of 1A;

FIG. 2 shows a schematic diagram of a possible hardware implementation of an embodiment of the invention;

FIG. 3 shows a schematic diagram of a more complex hardware implementation of another embodiment of the invention;

FIG. 4 shows a block diagram of another embodiment of the system and its interactions with some external entities;

FIG. 5 shows a diagrammatic representation of some features of a virtual world according to the current embodiment;

FIG. 6 shows a manner of a user registering with the System of the current embodiment for utilizing the System features;

FIG. 7 shows an example of how a user might utilize the System of the current embodiment;

FIG. 8 shows a high-level map of the major features of the current embodiment;

FIG. 8A-8G show the features of FIG. 8 in more detail;

FIG. 9 shows a sketch of an example toy according to the current embodiment;

FIGS. 10A and 10B show the front and back of a tag listing the System website address and a registration code according to the current embodiment;

FIGS. 11A-11J show example screen shots of the website as possibly seen by a user of the system of the current embodiment; and

FIG. 12A-12H are a structure diagram of the program code of the current embodiment.

#### DETAILED DESCRIPTION OF THE PREFERRED EMBODIMENTS

Provided is an Entertainment System including an online “virtual world” where the user of a toy can register the toy using a unique registration number provided with the toy at purchase, adopt the toy online, and play with a virtual representation of the toy (the “virtual toy”) in the virtual world. In a current embodiment, mostly as implemented by the software of the Computer Program Listing Appendix, incorporated by reference, the “virtual world” is implemented using an interactive website via a user computer connected to the Internet. In this manner, a user can play with the virtual toy in a computer generated fantasy world (i.e., the virtual world).

Graphics, animation, sound, and even recorded images might be utilized to generate this virtual world. Even live images might be utilized, if desired. In addition, other sources of material can also be utilized. In essence, the virtual world creates an interactive playland for the toy owner to encourage imagination using the toy, and at the same time, provide an incentive to purchase additional toys or encourage additional individuals to also purchase toys in order to participate in the Entertainment System.

Throughout this disclosure, the term “virtual” is used, for example, to describe the user viewable/hearable material presented to the user on the user computer from data and/or computer programs and commands generated and/or provided by the Entertainment System, to the user computer running one or more computer applications (e.g., a web browser with the appropriate plug-ins, applets, and/or other support programs, etc.). The System provides the data and/or programs, via a communication network connected to the System and the user computer (e.g., the Internet).

The term “virtual” does not necessarily mean that the displayed item is not “real”, because the displayed item could, for example, be a video or picture of a real item, for example. Furthermore, the “virtual world” is presented using “real” physical phenomena (e.g., light and sound), and is impacted by “real” user interactions (e.g., mouse and keyboard manipulations). Rather, the term “virtual” is used to describe the computer generated and/or provided presentation to the user, including both visual and audible effects, via the user computer. It is a “virtual world” in the sense that it is primarily a computer presented fantasy world with which the user can interact via manipulations of the user computer. In this manner, the “virtual” items of the virtual world can be presented as interacting with each other and with the user. Furthermore, the user is provided access to games and trivia as well.

In the current embodiment, the virtual world provides a biography of the toy, a virtual representation of the toy (the virtual toy) using graphics and/or sound (such as an animated image, for example) to participate in games and activities. The system also provides a virtual means for maintaining the “health and well-being” of the character through various

## 5

maintenance activities, such as virtual feeding and playing, virtual shopping, and virtual medical checkups, for example.

Furthermore, in the current embodiment, the Entertainment System can be utilized for marketing additional toys and/or accessories and/or services related to the toy to allow restricted access to additional online activities and features to those who purchase the toys.

The Entertainment System of the current embodiment may provide some general services and features open to the public, such as information about the toys and where to purchase them, a description of the features of the website, and other similar information. However, the primary purpose of the System in the current embodiment is to encourage the public to purchase a toy to obtain a registration code for access to the primary features and services. Accordingly, the primary features of the System are restricted to registered users. The existence of the System may encourage initial sales of the toy by new users (such as via word-of-mouth from current users), and the System will also encourage the purchase of additional toys by current users.

Online sales may be supported and encouraged in an alternate embodiment, but in the current embodiment the invention is intended to be utilized to sell toys in retail establishments. Thus, the invention becomes a marketing tool, utilizing word-of-mouth and the desire to increase participation in the virtual world, and thusly makes the toys more attractive to retail merchants and increases their sales.

In essence, the present invention in its current embodiment provides an Entertainment System including an online virtual world with a virtual toy representing a toy purchased at a retail store. The toys might be plush toy animals, for example. However, there is no limit to the type of toy that the system could support, as long as the toy can be represented by a virtual replica.

The current system functions basically as follows: A consumer purchases a toy (such as the plush toy animal representing a particular animal, for example, or some other toy). The toy includes a tag attached to the toy body or the toy packaging (or alternatively, another indicator and/or a storage device) indicating a web site address and a registration code. The user can load the System web site using the web address in a browser application running on the user's computer, and then enter the registration code to register the toy, thereby obtaining access to restricted portions of the System website.

In an alternative embodiment, the code can be automatically entered via the storage device, for example, for automatically loading, and/or downloading, and/or registering the user with the System.

Registration allows the user to participate in a virtual adoption process utilizing a virtual online replica of the toy (the "virtual toy") to provide an analogous online representation of the toy. The virtual toy should look somewhat like the real toy (e.g., same type of toy, similar shapes, color patterns, etc.), but could be more "cartoonized", for example, and can be animated, which may or may not be the case for the real toy.

The registered user can then participate in various activities both for enjoyment, and to virtually "maintain" the virtual toy in a happy, healthy, contented state.

The System of the current embodiment utilizes a server subsystem including a web server subsystem for generating both dynamic and static web pages as is known in the art, and for receiving data and/or commands from the user computer. One or more databases support the functioning of this server subsystem. The web server utilizes various scripting or other executable programs for providing dynamic content to the user's computer, which is attached to the web server via some

## 6

computer network, such as the Internet, for example. The web server can also utilize various animated motion programs, such as a Flash program, java scripts, etc., to provide dynamic content to the user.

FIG. 1 shows a top-level block diagram of the Entertainment System 1, interacting with various users 10. The users 10 should have previously purchased and registered one or more toys from a Retail Merchant 9, who obtained the toys from a manufacturer 8, or via a distributor.

If the user has not yet purchased a toy, he can still access the System 10 to obtain information about the System and/or the toys, but will not, in the current embodiment, have access to much of the site until a toy is purchased and registered.

The Entertainment System 1 is comprised of a server subsystem 2 for interacting with the users 10 via a user computer being operated by the user. The server subsystem can utilize a server 3, for serving content, including web pages, data, commands, and/or programs, for example, to the user computer. In addition, the server subsystem can include a reception subsystem 4, for receiving information and commands from the users 10. Alternatively, the server 3 and reception subsystem 4 might be combined into a single computer application, such as a commercially available web server, for example, running on one or more computers. The current system will utilize commercially available applications to implement much of the server subsystem.

The Entertainment System 1 also comprises a Storage Subsystem 5, for storing system data, user IDs and passwords, toy registration codes, personalized user information, etc. utilized by the various subsystems. The Storage Subsystem 5 of the current system will utilize a commercially available database application running on commercially available hardware, for example.

A Registration Subsystem 6 is used for registering the user and the user's toy into the system, so that the user has access to restricted portions of the system. The Registration Subsystem 6 may utilize its own dedicated application and hardware, or could be combined with or share the Server Subsystem 2 applications and/or hardware. The registration subsystem examines the registration code against stored data relating to a plurality of registration codes each representing a toy for sale.

A Virtual World Providing Subsystem 7 generates and/or provides the virtual world data to be served by the server 3 to the users 10 for use in displaying a virtual world on the users computers. Portions of this data may be generated on the fly in response to user interactions, and portions are likely to be obtained and/or derived from data stored in the Storage Subsystem 5. (For example, in the current embodiment, items owned by the user (the items in the dock for example), the virtual room state [virtual furniture in the room for example], virtual cash, health, happiness, hunger parameters are all examples of "stored data", whereas data generated on the fly include position in the room [which also gets stored], and Arcade Game scores, all of which are described in more detail below).

Again, the Subsystem 7 may utilize unique applications and/or hardware, or may be combined with one or more of the Registration Subsystem 6 and/or the Server Subsystem 2 applications and hardware.

FIG. 2 shows an example implementation 1A of the Evaluation System 1, in one of its simplest forms. The system 1A comprises a server 12, a database 14, and a router/modem 16 to connect to a public communications network 20. A user 10A, utilizing a workstation 18, is also connected to the communications network via a router and/or modem 19, for example. In this implementation, the server 12, along with the

database **14** and router/modem **16** and the appropriate software, implement all of the subsystem functions of the System **1** shown in FIG. **1** by executing various application programs on the server **12** hardware, for example. Of course, the system **1A** may also support many additional users in a manner similar to that shown for user **10A**, for example.

The current embodiment can utilize the Internet as the public communications network. However, other communications networks could be utilized, such as telephone networks, cellular networks, dedicated networks, cable TV networks, power lines, etc. Furthermore, combinations of these networks can be used for various functions. However, because of the ubiquitous nature of the Internet, a solution utilizing that diverse network (which can utilize many individual communications networks) is utilized in the current embodiment.

Furthermore, the System **1** might also utilize a private communication network for at least part of the system. For example, the Registration Subsystem **6** of FIG. **1** might be connected to a private computer network located at the retail store **8**, where the user might register the toy, for example, as discussed in more detail below. Alternatively, the toy might automatically be registered at the time of purchase (e.g., by scanning a code at the register, for example), and thus not require any user interaction at all beyond purchasing the toy. Or the user might send in a registration card to implement registration, as another example.

FIG. **3** shows a more complex implementation **1B** of the System **1**. In this example system **1B**, a plurality of servers **21A-21n** can be utilized to implement the server subsystem **2** functions of FIG. **1**. Furthermore, a plurality of CPUs **23A-23n** can be utilized to implement the Virtual World Providing Subsystem **7** functions of FIG. **1**. A plurality of database storage devices **25A-25n** may be used to implement the Storage Subsystem **5** functions of FIG. **1**. And a CPU **30** can be used to implement the Registration Subsystem **6** functions of FIG. **1**, for example. Finally, a router **29** can be used to connect to the Public Communications Network **20**

Note that, although FIG. **3** shows multiple servers **21A-n**, multiple CPUs **23A-n**, and multiple databases **25A-n**, any of these might be implemented on one or more shared computers in various configurations, executing one or more computer program applications, as desired. As the number of users supported by the system **1C** grows, additional hardware can be added to increase the capacity of the system, as necessary, in a manner similar to that shown in the Figure.

Continuing with FIG. **3** showing the more complex implementation **1B**, a plurality of users can be supported in various configurations. For example, a plurality of users **10B** operating single workstations **18A-18n**, individually connected to the public communications network **35**, can be supported. Furthermore, complex user networks can also be supported. Retailers and or Toy Manufacturers might also have access to the system, as represented by the example shown in **8A**, should an online-ordering system be implemented for selling toys. Of course, alternate implementations are also possible, depending on the types and number of users and/or retailers being supported, and also depending on the state-of-the-art computer technology.

In the current embodiment, the System uses an Apache web server running in a Linux environment. For webserver hardware, an Intel 2 Ghz+CPUs with 2 GB RAM running Gentoo linux with the appropriate extensions (e.g., mod\_php4 and mod\_perl) can be utilized. The server will serve flash content to a web browser running a web browser application using

PHP, Perl, and actionscript, and flash plugins. A MySQL database application will also be utilized for the storage subsystem.

The client (user) side Flash application make the calls to a number of PHP files. These PHP files then “interface” with the MySQL database to obtain the necessary data. All are served by the Apache web server, which can serve HTML, XML, along with the appropriate flash and other content. For multi-user environments (e.g., the multi user rooms discussed below) these are served by a socket server written in Perl.

This is effectively a 3 layer type of setup: Flash layer <--> PHP layer (this handles requests to the back end) <--> MySQL database, as shown in FIG. **1A**. FIG. **1B** shows the interaction between the client (user) and server subsystem data flows in more detail. A dedicated database server running MySQL on a dedicated computer running the Gentoo linux OS can be used in the current system.

A secure Apache SSL server can be utilized for the registration subsystem, likely sharing the computer with the other Apache server.

FIG. **1A** shows an implementation of the current system utilizing an Apache Secure Web server **240** for serving files over secure connection (HTTPS, SSL mode), and an Apache Web server **250** for serving files over regular HTTP. A custom Socket Server **260**, which is an XML socket server, written in PERL, is also utilized for providing independent environments for game sessions.

Items **242**, **244**, and **246** are parts of adoption center (discussed below), which is a flash application with PHP backend. Item **242** provides for user registration, using a form-driven flash application which validates the registration code and creates a user account within the system. A pet creation application **244**, is a form driven flash application designed for guiding the user through pet creation process, and validating the registration code.

Authentication/Login process **246** is a flash application validating user credentials on the server side and spawning an API core in case of validation. It also has module designed for password retrieval based on collected user information, and currently passes user data to a client side API, and may in the future pass user data and a generated encryption key for a current session to a client side API.

Items **252** & **254** are Different media (files) available on the server subsystem for user use. Item **254** represents Flash Movies and Games available for the user. Item **256** represents the server side API. Chat **262** and Multi-user games interactions API (MAPI) **264** are a part of Client side API and are used for setting up and maintaining connection to the socket server, authenticating the user, and work in a pass-through mode for multi-user games/environment to exchange messages.

FIG. **1B** shows the API as a functional layer, serving end user applications (Flash games and such) with stored data (users statistics, virtual toys’ properties, item parameters, etc.) retrieved from the database; it also is used to modify/enter certain data.

The scheme of the API is subdivided into Client part **280** (flash application) and Server part **270** (PHP script). Flash clip/movie Game **290** calls a function within the API client side [Core **283**] passing a request to some arbitrary data. The Client side API [Generator **285**] sends the request to [Parser **272**] server side API. The Server side [Core **273**] processes it and retrieves data from the database, wraps it in XML [Generator **274**] and sends it back to the Client Side API [Parser

282], which calls specified a callback function within originator Flash clip/movie [Game 290] and passes received data to it.

To ensure users privacy, prevent cheating and preserve validity/authenticity of information, additional security layers can be designed which encrypts all data being passed back and forth in-between parts of the APIs (client/server).

The chosen Encryption technique of the current embodiment is a modification of TEA routines, using a Feistel cypher with 128 bit key. Keys are generated at the login stage and securely passed to client side via HTTPS, after which the adoption centre spawns the client side API and passes the encryption data specific for the session. Additional measures which can be taken to prevent cheating and maintain data coherency include using different permutations of the original key for every data transmission.

The software of the Computer Program Listing Appendix supports the above described current configuration of the system.

FIG. 4 shows an alternate embodiment of the Entertainment System where the toys are sold to user via an online merchant. In this alternate embodiment, the Entertainment System 1B includes an online store 40 for a user 10 to purchase toys. The user 10 purchases the toys using the user computer 11, making an online payment using a credit card or online payment service, for example. A Warehouse or Retailer 42 then delivers the purchased toys, via a delivery service 44, for example, to the user 10. Registration of the toys could be automated, or as described above and below for a store-purchased toy.

FIG. 5 shows a diagrammatic representation of some features of the virtual world. An interesting feature of the current embodiment is maintaining the virtual well-being of the virtual toy. The well-being parameters 100 include Happiness 101, Hunger 102, and Health 103. In the current embodiment, numerical values for each of these parameters are tracked and displayed to the user, as described in more detail below.

Furthermore, each virtual toy can have a specific Temperament/Personality 104 which impacts how the Happiness 101, Hunger 102, and Health 103 parameters interact with each other, and with activities in the virtual world, and how quickly they change. For example, a virtual toy representing a toy sheep might be more easily be made happy, and have less of an appetite, than a virtual toy representing a toy lion, which may be more grumpy and have a greater appetite, for example. Thus, the virtual toy sheep may be easier to please and need less food than the virtual toy lion, for example. Alternative parameters could also be utilized. For example, a robot toy might have a "charge" or "energy" level, and an automobile might have a "fuel" parameter, rather than a hunger parameter, for example.

One of the features of the Entertainment System in the current embodiment is to provide online User Games and Activities 110, which can be used to win more virtual cash 111. Some of these Games/Activities 110 are described in more detail below.

The collection of virtual cash 111 is for use in making "virtual purchases" of various "virtual commodities", for example. In the current embodiment, each registration of additional new toys adds an increasing amount of virtual cash, which is monitored and tracked by the System, the balance of which is shown to the user when the user is participating in the virtual world. Virtual cash can be earned by playing games, successfully answering trivia questions, and via other means as well.

Furthermore, Virtual Cash 111 can be used to shop for virtual furnishings and accessories 114. These can be used to

furnish one or more virtual rooms set up for the virtual toy. Furthermore, by furnishing the virtual room(s) and adding virtual accessories, the well-being parameters 100 of the virtual toy can be improved by the System, especially the happiness parameter 101 and the health parameter 103. Thus, a user can improve these parameters by using virtual cash to accessorize and outfit the various virtual rooms.

Furthermore, in the current embodiment, the user can purchase virtual Food and virtually feed the virtual toy 112, in order to satisfy the virtual toy's hunger parameter 102. This will also improve the virtual toy's happiness 102 and health 103 parameters in a manner determined by the System (utilizing, for example, the temperament/personality 104 of the toy).

Finally, in the current embodiment, by playing 115 with the virtual toy, the virtual toy's happiness and health parameters are improved. Playing may, however, make the toy hungry, thus affecting the toy's hunger parameter 102. The virtual cash virtual cash may also be used to provide a virtual medical checkup for the virtual toy to improve the virtual toy's health parameter 103.

In this manner, the Entertainment System uses the well-being parameters and virtual cash to help balance a platform for providing fun and activities, with an incentive to purchase new additional toys, and to increase the user's attachment to the physical toy. The fun and enjoyment obtained through the use of the system provides free word-of-mouth advertising, which also helps sell additional physical toys. In this manner, the Entertainment System is a marketing tool that will increase the overall sales of the toys, and thus provide a benefit to retailers selling the toys.

FIG. 6 shows the preferred manner of a user registering with the System for utilizing the Entertainment System. The user typically makes his first purchase 120 from a retail store. However, in an alternate embodiment, online purchases might also be supported using an online store (as discussed above for FIG. 4), especially for subsequent purchases.

The toys might be, for example, plush toy animals, robots, action figures, figures based on cartoon characters, vehicles, aliens, inanimate objects, etc. FIG. 9 shows an example sketch of a plush toy horse that might be purchased at a retail store and used for the Entertainment System.

The toy will be paired with a hang tag or other device having the system website address and a registration code imprinted thereon or stored therein. For example, in the current embodiment, a simple paper or cardboard hang tag, as shown in FIGS. 10A (front) and 10B (back), has the website (FIG. 10A) and the registration code (FIG. 10B) imprinted on the tag.

Alternatively, an electronic storage device, such as a USB key, or wireless RF tag or Bluetooth device, could be embedded within or provided with the toy and/or its packaging at purchase. The electronic device would then have the registration code stored in the device using electronic memory (RAM, ROM, EEPROM, etc.), for example. As electronic storage devices become cheaper, using such a device for storing the registration code may become the preferred approach.

For the current embodiment, after the user takes the toy home, the user begins the registration process by visiting the Entertainment System website using the address on the tag and a user computer via an Internet connection to load the home page (see screen shot FIG. 11A) and logging on to the System website (see screen shot FIG. 11B) to load the adoption center 122. The System then displays an adoption center page (item 123 of FIG. 6), and example of which is shown in screen shot FIG. 11E.

## 11

In the current embodiment, the user then registers the toy, thus receiving access to the various online features of the invention, as discussed herein.

The registration process **124** of the current embodiment is performed by manually entering the registration code printed on the registration tag via the user computer connected to the Internet. The user also chooses a user ID and password. The System can ensure that at least the combination of ID and password is unique, or might also insure that each user ID is unique as well.

Personal information might also be requested in order to recover user ID and password information. Such personal information might be a favorite color, user's birthdate, etc.

In an alternative embodiment using an electronic storage device with the registration code stored therein, the electronic device will communicate with the user computer via a corresponding device, and thus automatically or manually transfer the registration code to the user computer. For example, the System could request that the user plug in a USB key into the user computer at the appropriate time, or the user computer may wirelessly read an RF or Bluetooth device located in or on the toy.

In the current embodiment, after the user enters the registration code, and before or after the user enters the user ID and password, the System checks the registration code in any one of a number of ways. In essence, the system uses stored data relating to all of the registration codes associated with corresponding toys for sale.

The system might check the registration code against a list of valid registration codes stored in the system database, for example. In this case, the stored data are the actual registration codes themselves. If there is a match, the registration code has been validated, and the system then determines the type of toy that the user purchased based on information stored with the registration code in the database. For example, each code could be linked to information about the type of toy (e.g., a basset hound, a fish, a lion, a robot, a soldier, etc.), its coloration and appearance, its temperament, etc.

The System may display a user agreement at some point, providing the terms of usage and legal notices, for example. The System requires an affirmative response from the user in order to complete registration.

In such an embodiment discussed above, it would be beneficial to make each registration code unique and complicated, in order to make it difficult for an imposter or unauthorized user to make up a code or use a previously registered number to obtain unauthorized access or unauthorized additional virtual toys.

As an alternative, after being entered, the registration code is used in a mathematical algorithm to determine its authenticity, and such an algorithm might also be used to determine the type of toy being registered. For example, all lion plush toy registration codes might start with the letter "L", and might use a following number that can be factored into exactly 5 prime numbers, for example, or the number might fall into a particular range or format. Another example is the use of an algorithmic pass-code based on a central key value. In these examples, the stored data relating to the registration codes provides the proper information to perform the validation process (e.g., the proper letters, number ranges, acceptable factors, the central key, or the algorithm itself). Accordingly, by these methods, the actual registration numbers need not be stored, but could still be verified. Then, perhaps by storing the registered registration code, uniqueness could be guaranteed by never allowing that same code to be used again.

Of course, additional techniques can be used to determine a registration code authenticity as well, as long as the regis-

## 12

tration process ensures that it is likely the user has purchased a valid toy, and thus is an appropriate user of the system.

Referring again to FIG. 6, after validation and registration has occurred, and the user name and password accepted, the user is prompted to provide a name for the virtual toy **126** (or in an alternative embodiment, one is suggested by the site). The system can then display a biography of the virtual toy **127**, and can also show the user what the appearance of the virtual toy will be. The biography may show such items as a virtual birth certificate, adoption certificate and/or information, likes and dislikes and favorite foods of the virtual toy, etc. The biography may be related to the personality/temperament of the virtual toy, the type of toy, etc. A virtual identity for the toy is thus created by the System, including the biographical information, the name provided by the user, etc.

The user might then be prompted to register any additional toys (**128 & 130**), if any. Finally, the System might provide the user with an initial virtual medical checkup **132** for the new virtual toy at a virtual clinic (see screen shot FIG. 11D for an example view of the clinic). The toy's wellness parameters can then be displayed to the user for the first time, and the registration process is thereby finished, and the user now has access to at least some of the restricted portions of the Entertainment System website.

Note that alternative means of registering the toy are also possible in alternative embodiments. For example, the user might phone in the registration code using a telephone, and be given a user ID and password, or choose one over the phone. Or the user may register the toy at the place of purchase using a dedicated or general purpose computer on a private network. Or, if the toy is purchased online, the registration might occur at the time of purchase, before the user has obtained the actual physical toy. Thus, different communication networks may be utilized for registration as are utilized for website access, for example.

The System website can present various interactive scenes into which the virtual toy is incorporated. In the current embodiment, the toy characters can be animals that reside in a virtual village, for example. New features can be opened based on the number of toy animals a user owns and registers. For example, there might be a special adventure that opens when the user purchases and registers his fifth toy, regardless of what those toys are.

In an alternative embodiment, the scenes might be customized based on the type of toy. For example, a basset hound plush animal could be shown in an urban landscape or setting. Likewise, a cow could be shown in the countryside, a monkey in the jungle, and a lobster under the sea, as additional examples.

Furthermore, in another embodiment, each type of toy might have different traits that can impact the way the toy reacts based on the type of toy. Thus, a toy lion might be a mean carnivore, while a toy monkey eats fruit and is playful, for example. Soldiers might be aggressive, while dancers are graceful, for example. Thus, any of the above concepts are not limited to animal toys, but could easily support other toys such as human dolls, robots, machines, soldiers, etc.

Having virtually adopted their toy by registering it with the System, the consumer can then participate in a variety of online games, some involving the virtual representation of the toy (i.e., the virtual toy). These games can include adventure games, trivia games, arcade-style games, and the like. Participants can collect "virtual cash", which is virtual money which can be spent to purchase virtual items for their toys, as discussed above and below. This virtual cash may or may not be useable at other sites, and may or may not represent legal tender.

Furthermore, a participant may purchase additional toys, register them, adopt them, and thus add them their virtual world, creating additional virtual toys. These purchases are preferred to be actual toy purchases using legal tender where the user obtains a real toy. However, in an alternative embodiment, “virtual toys” represented only online might also be utilized, whether purchased with legal tender or merely online “money”.

Each of the new toys is, after registration, represented as a virtual toy which can interact with other virtual toys (including those created to represent other actual toys), including team game play, for example. Participants can also chat with other registered users using online chatting or posting features. The current embodiment utilizes a symbol chat with preset icons, rather than general text chat, to protect children from inappropriate language. However, generalized chatting features could also be added, such as provided by a commercially available chat program, for example.

FIG. 7 shows an example of how a user might utilize the Entertainment System for a session or two. First, the user purchases one or more toys **200**. Then, the user registers one of the toys **202**, as described above. The user then purchases virtual furnishings and virtual accessories **204** for the virtual toy, and uses the purchased items to furnish the toy’s virtual rooms **206**. The user can virtually move the furnishings around the room by “point, click, & drag” operations, for example, thus testing various types of decorating schemes. The user can also paint/wallpaper the room, provide flooring, etc. all of which were purchased **204**.

The user might then play with the virtual toy **208** for a while, increasing the toy’s health and happiness parameters. The user might then add a friend to the site, and interactively play **212** with the friend, who can be online using his own computer. The friend will have virtual toy’s that can be seen and interacted with, even though the friend may be remotely located, and thus not seen by the user. The user and his friend may chat with each other using the chat icons, for example.

The user might want to perform a checkup **214** of his virtual toy, if the toy displays some low health parameters. The user might then play various online games **216**, including online arcades and trivia, in order to generate more virtual cash **218**. The user might then use the new virtual cash to purchase virtual food, and then virtually feed **222** the virtual toy.

If the user bought additional toys, he can register the additional toys **224**, which will also generate additional virtual cash **218**. The user can then use both the original virtual toy and the additional virtual toy to play together, increasing the happiness parameter of both virtual toys, and perhaps making the toys hungry. The user then might end his online activities, or continue with additional online activities in a similar manner.

Of course, actual user sessions can involve an infinite combination of the various features of the invention, and the process of FIG. 7 is merely an example. FIG. 8 shows a site mapping of the various features that are available in almost any order the user should desire. FIGS. 8A-8H show these features in more detail.

In the current embodiment, the virtual items in the virtual world can be made to interact with each other. For example, the virtual toy might sit in virtual chair, or climb on top of a virtual table. The virtual toy might walk around the virtual world, and play with its own virtual toys. Virtual toys may play and interact with each other. Virtual accessories might be placed on a table, and virtual pictures “hanged” on a virtual wall. Virtual chairs might be moved around, and slid up to a virtual table. The virtual toy might sit in a chair. Virtual food

might be placed on a virtual plate, for example, and the virtual toy may simulate eating the virtual food. Thus the user is provided with an animated display of these interactions, including both video and/or audio components. In this manner, the virtual world simulates activity in the real world.

The user can also zoom in and out of various views, virtually move from room to room (i.e., display different rooms), etc. all by manipulating the mouse and keyboard of the user computer.

The virtual world and the games represented on the Entertainment System website may be changed and updated on a regular basis to maintain the interest of the user participants. For example, trivia game questions may be updated, and new games periodically added.

Further, new types of plush toy animals can be periodically introduced to encourage consumers to make additional purchases. Special or limited addition toys could be introduced, for example, on holidays. For example, an American bald eagle might be introduced to commemorate Independence Day, and a Santa Claus for Christmas. These new toys can be introduced to the user in a virtual manner, and the user encouraged to purchase the actual toy. Bonuses of virtual cash, or special activities might be provided to those who do purchase special toys.

Subsequent purchases of toys, when registered, may lead to increasingly greater deposits of virtual cash as a reward. For example, the first toy registration may lead to \$1500 in virtual cash, a second purchase and registration may add \$2000, and a third add \$2500, for example. Furthermore, purchasing and registering a certain number of toys could lead to bonuses, such as additional virtual rooms, and/or access to additional games (e.g., an outdoor tennis court with game). These bonuses encourage subsequent purchases, and keep the user interested in both the System and the toys.

Additional features that can be included in additional embodiments, as discussed above, are incorporating a storage medium into the plush toy animal instead of, or as a complement to, the registration tags, for example. This might allow the online profile of the toy, including everything the toy has “learned”, to be stored in the device with the toy. The toy could then be connected to another computer at another location, for example at a friend’s house, in order to participate in online activities, as long as that computer is connected to the Internet, for example. Furthermore, the storage medium could be used to store other information for its owner, such as homework assignments, photographs, music or shortcuts to favorite online websites.

The Entertainment System website for providing this virtual world is a site where children and other toy owners that own an appropriate toy can adopt and care for their virtual toy (e.g., “virtual pets”), play games, and go on adventures, as discussed above. After registration, the user can begin to enjoy the complete ‘game’ in the virtual world, which is a combination of caring for the toy, going on fun adventures, being surprised by rollovers and trivia, and generally having interesting and entertaining experiences. It is a multi-faceted world, rich in amusement and learning opportunities, including both audio and video (graphics, animation, photos, etc.) representations.

In the current embodiment, there are about 7 or more main sections to explore in this virtual world. FIG. 8 provides a top-level view of the various features, with more detail shown in FIGS. 8A-8H. FIG. 8A provides a mapping of the home page, public pages, adoption center, and registration functions **302**. FIG. 8B provides a mapping of the pet virtual room, status, dock, and biography functions **308**. FIG. 8C provides a mapping of the Trivia/Question Corner functions **304**. FIG.

8D provides a mapping of the shopping functions 312. FIG. 8E provides a mapping of the newspaper functions 314. FIG. 8F provides a mapping of the Arcade functions 306, and FIG. 8G provides a mapping of the multi-user functions 310.

Some of these functions and features of the current embodiment, all of which utilize parts of the software of the Computer Program Listing Appendix, and are described in more detail, below:

#### Home Page

This section is preferably open to the public, whether an animal has been purchased or not, and features one or more Splash movies, for example. The options presented on the home page include: a Site Tour, Collection(s) portraits—plush and virtual—of each toy animal in the collection(s), access to the Free Arcade, as well as User Log On, and Entrance to User Registration. This section can encourage a person to purchase a toy if he has not yet done so for access to other site locations. See FIG. 11A for the screen shot of the example Home Page, and FIG. 11B for the example logon page.

#### Adoption Center (AC)

In the AC, the user is guided through the registration process, with the help of the host, Miss Birdie, for example. A User Agreement is presented here. Each user fills in “adoption” forms here, including choosing his or her user name (or “special name”) and password (“secret word”). The user enters the multi-(e.g., nine) digit alphanumeric code found on the hang tag of the toy that will authenticate his or her toy, and provide them access to the final steps of registration/adoption. See FIG. 11E for the example adoption center page.

In the current embodiment, the user is given an initial amount of “virtual cash” in order to begin “virtual furnishing” the room, purchasing “virtual food” for the toy, etc., as described in more detail above and below.

In an alternative embodiment, the user chooses the color of the toy’s room, and also might choose a number (e.g., five) of free items for the toy’s room. Finally, the adoption is completed with the presentation of a unique biography for the toy, randomly generated using many variables. Users have the option of changing the name of the toy, and perhaps generating a new biography.

#### Clinic

After the successful registration of the toy, the user is brought to the clinic for a check-up/familiarization. The host for this page is a virtual doctor (e.g., Dr. Quack), who gives the virtual toy a quick check-up and gives it a clean bill of health. A user may return to the clinic at any time, for another check-up or when virtual toy’s health parameter is low. If the toy requires medical attention, the user chooses and purchases medicine, for example. Other treatments may also be provided. See FIG. 11D for the Example clinic page screen shot.

#### Toy’s Room

The virtual toy’s room is made up of a series of animated (e.g., Flash based) screens that depict the virtual room or rooms where the toy “lives”, “eats” and “plays”. In the current embodiment, a single isometric view of the room is provided. The virtual room can, in time, be converted into a large virtual house or even multiple virtual houses, through the use of room expansions via spending the virtual cash, for example. In the current embodiment, the user can purchase virtual flooring and virtual wallpaper or paint, and virtual furnishings, to prepare the virtual room for the virtual toy. See FIG. 11C for the screen shot of an example virtual pet room already furnished, showing an animated pig as the virtual pet.

Virtual outdoor yards, that have their own virtual furniture and exclusive virtual objects (i.e. trees) that cannot be placed inside the house, for example, can also be provided for “purchase” using virtual cash.

In the current embodiment, a user interface section located at the bottom of the window known as the “dock”, or “Control Panel” is provided, as shown in the example virtual room screen shot of FIG. 11C, showing the dock at the bottom of the screen shot. The user may virtually store many or all virtual purchases, collectibles, and adventure objects in the dock, (some of which are functional, such as a virtual calculator for example) or place them throughout the room by dragging them from the dock. The dock displays a visual description of the virtual toy’s well-being parameters (e.g., a numerical index), as the toys need food and attention to remain healthy and happy. Also in the dock are the user’s points level, and available “virtual cash” earned in virtual games and adventures that can be used throughout the site.

In an alternative embodiment, there might be a number (e.g. 3) of views of the room, and each scene might be accompanied by the dock.

If the user has multiple registered virtual toys, the dock interface will allow the user to switch between toys and view them when not in use. Furthermore, a plurality of virtual toys might be moved into a room for interactive play, for example.

Further, the user can add friends to a friends list, and then the friends can virtually visit each other’s rooms, each seeing the same room and playing with their virtual toys, both interacting with the room objects, and chatting using a chatting tool, for example. In the current embodiment, the chatting tool can use “chat symbols”, for example, rather than using typed words, so that pre-defined phrases can be chosen and transmitted to the other participant.

In an alternative embodiment, users would be encouraged to revisit by receiving daily rewards, such as an ‘allowance’ or pieces of a puzzle that can be put together, or one piece will be put in the puzzle box every day, thus encouraging users to revisit.

In the current embodiment, a user can go virtually “shopping” using the computer in a dedicated shopping location/room (e.g., at the “WShop”). This simulated virtual shopping experience allows the user to simulate the purchase of virtual online goods for their virtual toy(s). An example screen shot of the W shop is shown in FIG. 11F.

Furthermore, real-life shopping for additional physical toys and/or their accessories, such as via mail-order, might also be supported.

A Family Album, which may be available from the dock, for example, can be used to contain all the important documents including one or more of:

- a•Birth Certificate
- an•Adoption Record
- a•Biography

If the user has multiple toys, all records can appear in the album.

#### Arcade

The arcade is a collection of online games for the user to play via the user computer. The user can “take” his or her toy to play some of the games, which in turn provides them with happiness points for their happiness parameter, and allows the user to earn online virtual cash. In the current embodiment, registered users may have full access to all games, with full access requiring the purchase of a toy with the accompanying registration code and registration, although in an alternate embodiment, the arcade may be made open to the general

public with limited access to some limited number of the games. FIG. 11G shows an example screen shot from the Arcade.

Examples of Arcade games in the current embodiment are: Bananza; Color Storm; Dashing Dolphin; Driving School; Tulip Trouble; Jazz Monsters; Leaf Leaf; Lily Padz; Icecap Adventure; Picnic; Hungry Hog; Pumpkin Patch Protector; Webkinz Wishing Well; and Wacky Zingoz, for example. Clubhouse

In an alternative embodiment, a virtual clubhouse is provided which is a virtual location which houses important community information. The blackboard displays statistics, such as high scores ranking for games. The usernames, or a subset of the user names (such as the first three letters, for example), of the high scores can be listed. The System website may provide users with the opportunity to provide feedback through a suggestion card interface at the Clubhouse, for example. There may also be an online survey, or Poll, area that allows administrators to poll the community's members on various topics.

Webkinz Gazette

In the current embodiment, most of the features of the above Clubhouse are provided in a virtual Newspaper (e.g., Webkinz Gazette) providing news and information, including a "What's New" section that informs users of the latest additions to the site. The virtual paper might also list the usernames (or the subset of the usernames) of the users with the high scores in various arcade games and/or trivia, for example. FIG. 11I shows an example screen shot of a page of the Gazette, and FIG. 11J shows a summary of the virtual pet biography and well-being parameters displayed by a user selecting a call-up.

Adventures

In an alternate embodiment, each virtual toy belongs to one of a number of areas (e.g., Urban, Country, Undersea, Jungle), with a corresponding Adventure. Each adventure area can consist of a large isometric map in four quadrants, and detailed scenes for playing games. The map is constructed in a maze-like fashion that allows the user to explore the different areas of the environment. The map is embedded with rollovers, pop-ups, trivia questions, and various virtual collectible objects that the virtual toy can pick up along the way. Within the map, there may be five or more extended play areas (the "scenes") that allow the user to play games that provide virtual prizes and clues to aid them in completing the adventure. Upon completion of the initial adventure, the user acquires a special virtual key. There are a number of virtual keys (e.g. four keys) in total, one from each adventure area in the series. As a bonus for recovering all of the keys, the user is granted access to a "Wonder World", or "WW". (See below.)

Adventures can be an important part of play at the website. The game could involve a number of separate environments (e.g. four). Initially, each adventure takes place only in the designated environment (e.g., Jungle, Undersea, Urban and Country). Every adventure involves points and/or virtual cash. The virtual cash is useful in the virtual World as the users can make virtual purchases for their toys. In an alternative embodiment, after the user buys a number of toys (one from each environment, for example) and registers them and successfully completes the adventures, he or she can go to another (e.g. fifth) environment called the Wonder World (WW).

Each additional registered toy can add new sections to the adventure areas of the virtual website for the individual user. The only way a user can experience these additions is to buy a new toy, an accessory, or perhaps a service (whether virtual

or actual—both can be supported). This will give the toy owner added value and entertainment. If the user has more than one toy from the same environment, they will have the option to go on an "extreme adventure" that combines the use of all owned and registered toys.

Multi-User

Multiple product purchases will be encouraged through access to new features being opened to use once the purchaser has entered multiple registration codes into the system. For example, while the first pet code opens access for the basic features of the site, the third pet code entered on the same account may open access to a virtual pet adventure, and the fifth pet code entered may add a special room to the virtual toy's house, such as a home theatre or tennis court.

In an alternate embodiment, core functionality could also require multiple product purchases, such as multi-use play being only accessible from the magical land of a Wonderworld (WW) that is accessed through the purchase of a set of toys. One of the things the user could get in WW is access to the "Magic W", represented by a giant statue of a 'W' in the middle of WW. When the user gets to the Magic W, they get a virtual ring version of the magic W in his or her dock. This will enable the user to initiate some multi-use activities on the website, among other things.

In WW, there may be a midway full of virtual games, a vast magical virtual land, a virtual puzzle center, and a virtual vector world. This world can be made growing all the time and thus be full of excitement. In the center of it all, is the magic "W". Here, the user can play in a new world that allows them to participate in multi-user games, multi-user adventures, and a user chat interface developed to utilize pre-scripted phrases and symbols, for the safety of the users.

Quizzy's Question Corner"

This is an area for users to answer trivia questions and age-appropriate educational questions based on U.S. and Canadian educational standards. In the current embodiment, the questions can be sorted by age in a "Learn and Play" section and there is a daily Trivia question that is tracked so that a user at anytime can answer the historical daily trivia question. Both sections reward the user with virtual cash and virtual stickers that are stored and viewable in a virtual sticker album. The user can earn virtual cash by correctly answering the questions. FIG. 11H shows an example screen shot from the Question Corner.

The multi-use capabilities of the site are used in the current embodiment to increase user satisfaction. Users can "invite" their friends (other users) over to their room and interact with the room objects together, including playing games. This can occur even though the users may be remotely located from one-another using different user computers. These multi-player concepts might be brought into the Question Corner and Arcade allowing for competitive play between multiple users.

Some of the features of the current embodiment include the option to offer various additional toys, accessories, and/or services to the user, whether real or virtual, and perhaps entwined with the activities being participated in the virtual world (such as via a game, for example, or a health checkup, etc.). Some of the characters found in the current embodiment are Ms Birdie—The adoption centre penguin; Dr. Quack—The clinic duck; and Quizzy—The Quizzy's Question Corner bear.

The site web pages should be quick to load so as to make it useful and fun. Finally, additional enhancements can be provided for additional benefits. For example, some information



on the toy might be stored locally, such as on a USB key, which can be carried by the user and used to access the site from various locations.

The Computer Program Listing on CDROM made a part of this application provides the preferred code at the time of its generation for implementing the above system on a web server as is known in the art. The features and functionality of this code are incorporated herein by reference.

The invention has been described hereinabove using specific examples; however, it will be understood by those skilled in the art that various alternatives may be used and equivalents may be substituted for elements or steps described herein, without deviating from the scope of the invention. Modifications may be provided to adapt the invention to a particular situation or to particular needs without departing from the scope of the invention. It is intended that the invention not be limited to the particular implementation described herein, but that the claims be given their broadest interpretation to cover all embodiments, literal or equivalent, covered thereby.

The invention claimed is:

1. A method that provides a virtual presentation comprising:

receiving, over a communication network, a first registration code provided to a first toy animal, the first registration code having been entered into a website to be registered;

transmitting, over the communication network, content for the user computer to display a virtual character on said website to represent a toy animal on the website after successful registration of the first registration code provided to the first toy animal;

granting the user control of the virtual character on the website and enabling the user to select a friend on the website after said successful registration;

controlling said virtual character on said website in response to receiving user control commands;

receiving a selection of the friend over the communication network, the selection comprising at least one of: (i) a second user that controls a second virtual character on the website, and (ii) a second virtual character on the website that is controlled on the website by a second user;

subsequent to receiving the selection of the friend, associating the friend with the user and transmitting the second virtual character, said transmitting in a format that allows said second virtual character to be displayed by the user computer on the website to be viewed by the user;

providing the user access to a chat function that enables the user to enter a communication to be conveyed between said virtual character and the second virtual character associated with the friend on the website, wherein the chat function includes a user interface comprising a displayed set that comprises a plurality of pre-scripted phrases from which the user is to select a desired phrase to be conveyed to the friend, wherein the communication includes one or more of the pre-scripted phrases from the displayed set; and

providing to the user who registered the first registration code additional content, beyond the chat function, for the virtual character as a reward for registering a subsequent registration code provided to another toy or an accessory for the toy animal via the website, wherein the additional content comprises access to additional resources of the website beyond resources provided in response to successful registration of the first registration code.

2. The method of claim 1, wherein the virtual character is a virtual replica of the first toy animal.

3. The method of claim 1 further comprising providing, for access by the user, a bonus environment upon completing a series of adventures or challenges.

4. The method of claim 1 further comprising associating, with a user account of the user, registration of both the first toy animal and the subsequent registration code.

5. The method of claim 4 further comprising transmitting, over the communication network, content for displaying another virtual character by the user computer on the website to represent the another toy or the accessory for the toy animal on the website after successful registration of the subsequent registration code.

6. The method of claim 5, wherein both the virtual character and the another virtual character are accessible by the user via the user account.

7. The method of claim 1 further comprising transmitting content over the communication network for displaying a virtual room for the virtual character on the website, wherein the virtual room comprises a plurality of different virtual furnishings.

8. The method of claim 7, wherein the virtual furnishings can be arranged as desired by the user in the virtual room.

9. The method of claim 7 further comprising providing the user with a plurality of games that the user can play to earn virtual currency for purchasing said virtual furnishings for the virtual room from a virtual vendor on the website.

10. The method of claim 1 further comprising awarding the user with a virtual room for the virtual character for successfully registering at least one of the first registration code and the subsequent registration code.

11. The method of claim 1 further comprising awarding the user with virtual currency for successfully registering at least one of the first registration code and the subsequent registration code.

12. A method of interacting with a virtual presentation comprising:

on a computer, displaying a website to a user;

entering a first registration code associated with a toy animal into the computer and transmitting said first registration code over a communication network;

on the computer, displaying a virtual character on said website to represent a toy animal on the website after successful registration of the first registration code provided to the toy animal;

controlling the virtual character from the computer;

selecting a friend on the website from the computer after said successful registration, wherein said selecting the friend comprises selecting at least one of a (i) second user that controls a second virtual character on the website, and (ii) a second virtual character displayed on the website that is controlled on the website by a second user;

subsequent to said selecting the friend, displaying the second virtual character on the computer to be viewed by the user;

accessing a chat function including a user interface to be displayed on the computer that enables the user to enter a communication to be conveyed between said virtual character and the second virtual character associated with the friend on the website, wherein the user interface of the chat function includes a set that is displayed on the computer and comprises a plurality of pre-scripted phrases from which the user can select a desired phrase

to be conveyed to the friend, wherein the communication includes one or more of the pre-scripted phrases from the displayed set; and  
 receiving access to additional content on the computer, beyond the chat function, as a reward for registering a subsequent registration code provided to another toy or an accessory for the toy animal by entering and transmitting the subsequent registration code over the communication network to be registered to the user who registered the first registration code, wherein the additional content comprises additional resources of the website beyond the resources provided in response to successful registration of the first registration code.

**13.** The method of claim **12**, wherein the virtual character is a virtual replica of the toy animal.

**14.** The method of claim **12** further comprising accessing a bonus environment upon completing a series of adventures or challenges.

**15.** The method of claim **12**, wherein:  
 said registering the subsequent registration code comprises entering into the website, a subsequent registration code associated with the another toy animal or the accessory for the toy animal to be transmitted over the communication network to be registered; and  
 subsequent to said entering the subsequent registration code into the website, accessing, via a user account belonging to the user, both the virtual character and a second virtual character representing a second product on the website.

\* \* \* \* \*