

US008438297B1

(12) **United States Patent**
Chen et al.

(10) **Patent No.:** **US 8,438,297 B1**
(45) **Date of Patent:** **May 7, 2013**

(54) **METHOD AND SYSTEM FOR SUPPLYING MEDIA OVER COMMUNICATION NETWORKS**

(75) Inventors: **Songqing Chen**, Fairfax, VA (US); **Lei Guo**, Williamsburg, VA (US); **Zhen Xiao**, Randolph, NJ (US); **Xiaodong Zhang**, Williamsburg, VA (US)

(73) Assignee: **AT&T Intellectual Property II, L.P.**, Atlanta, GA (US)

(*) Notice: Subject to any disclaimer, the term of this patent is extended or adjusted under 35 U.S.C. 154(b) by 1604 days.

(21) Appl. No.: **11/047,528**

(22) Filed: **Jan. 31, 2005**

(51) **Int. Cl.**
G06F 15/16 (2006.01)
G06F 15/167 (2006.01)

(52) **U.S. Cl.**
USPC **709/231**; 709/203; 709/217; 709/219; 709/232; 709/236

(58) **Field of Classification Search** 709/203, 709/217, 219, 231, 232, 236
See application file for complete search history.

(56) **References Cited**

U.S. PATENT DOCUMENTS

5,933,603	A *	8/1999	Vahalia et al.	709/225
6,138,147	A *	10/2000	Weaver et al.	709/206
6,671,732	B1 *	12/2003	Weiner	709/231
6,760,916	B2 *	7/2004	Holtz et al.	725/34
6,859,840	B2 *	2/2005	Singal et al.	709/232
6,886,029	B1 *	4/2005	Pecus et al.	709/203
6,976,090	B2 *	12/2005	Ben-Shaul et al.	709/246
7,054,423	B2 *	5/2006	Nebiker et al.	379/201.01

7,124,125	B2 *	10/2006	Cook et al.	707/1
2002/0103928	A1	8/2002	Singal et al.	
2002/0133247	A1 *	9/2002	Smith et al.	700/94
2002/0143705	A1 *	10/2002	Kaars	705/51
2003/0005116	A1	1/2003	Chase et al.	
2003/0195940	A1	10/2003	Basu et al.	
2003/0212804	A1 *	11/2003	Hashemi	709/228
2004/0024898	A1 *	2/2004	Wan	709/231
2004/0027898	A1 *	2/2004	Takahashi et al.	365/222
2004/0030651	A1 *	2/2004	Kim et al.	705/51
2004/0044785	A1 *	3/2004	Bell et al.	709/238
2004/0078470	A1 *	4/2004	Baumeister et al.	709/227
2004/0098463	A1	5/2004	Shen et al.	
2004/0117500	A1 *	6/2004	Lindholm et al.	709/231
2004/0205093	A1 *	10/2004	Li et al.	707/205

(Continued)

FOREIGN PATENT DOCUMENTS

WO	WO 01/22688	3/2001
WO	WO 02/062054	8/2002

OTHER PUBLICATIONS

“Adobe Premier Pro 1.5—Product Overview”, Adobe Systems Incorporated, 2 pages.

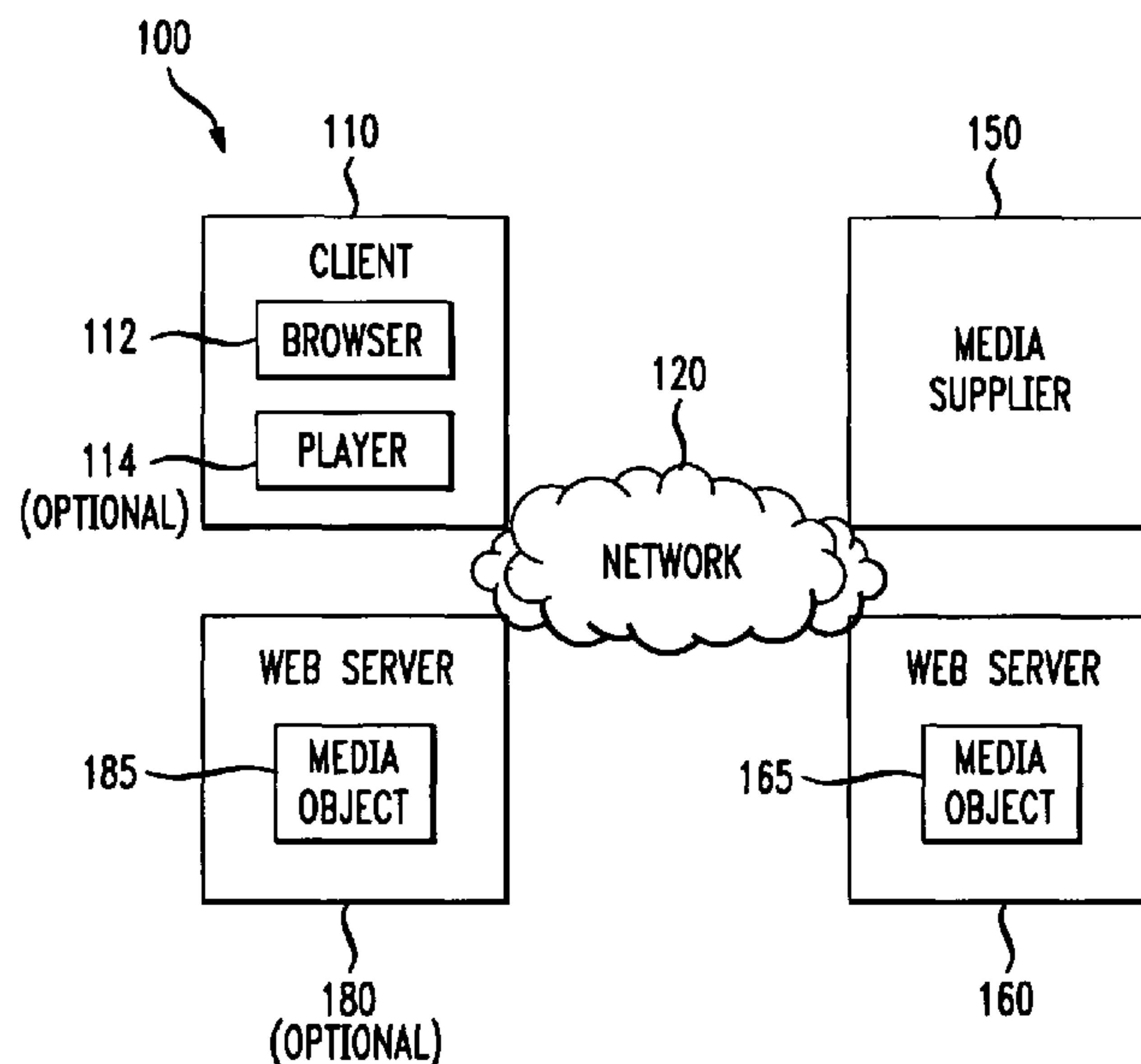
(Continued)

Primary Examiner — Bharat N Barot
Assistant Examiner — Farzana Huq

(57) **ABSTRACT**

Methods and systems for supplying media over communication networks are described. In one embodiment, a media supplier determines whether a media object hosted on a web server will be supplied to a client by streaming or not by streaming. Preferably, if the determination is to stream, the media supplier streams the media object to the client. Otherwise, the media supplier preferably allows the host web server to supply the media object to the client. In some cases, the same media supplier may be capable of supplying clients with media objects hosted on any of at least two web servers.

17 Claims, 3 Drawing Sheets



U.S. PATENT DOCUMENTS

2005/0165941 A1* 7/2005 Eytchison et al. 709/231
 2006/0168098 A1* 7/2006 Allard et al. 709/217
 2008/0276304 A1* 11/2008 Maffione et al. 726/4

OTHER PUBLICATIONS

“Characterizing a Media-Enhanced Classroom Server”, (Nov. 4, 1999),1-20.

“Internet Transcoding for Universal Access”, *IBM Internet Home Page*, 2 pages.

“The Helix DNA Producer”, RealNetworks,3 pages.

Almeida, Jussara M., “Analysis of Educational Media Server Workloads”, *Proc. of ACM NOSSDAV*, (Jun. 2001),10 pages.

Bent, Leeann , et al., “Characterization of a Large Web Site Population with Implications for Content Delivery”, (May 2004),1-12.

Bommaiah, Ethendranath , et al., “Design and Implementation of a Caching System for Streaming Media over the Internet”, Bell Laboratories,11 pages.

Chen, Songqing , “Designs of High Quality Streaming Proxy Systems” *IEEE INFOCOM*, (2004), 10 pages.

Cherkasova, Ludmila , “Characterizing Locality, Evolution, and Life Span of Accesses in Enterprise Media Server Workloads”, *NOSSDAV’02*, (May 2002), 33-42.

Cheshire, Maureen , “Measurement and Analysis of a Streaming-Media Workload”, *Dept. of Computer Science and Engineering—University of Washington—University of California, San Diego*, 12 pages.

Costa, Cristiano , “Analyzing Client Interactivity in Streaming Media”, [<http://www.akwan.com.br>],(May 2004),534-543.

Cranor, Chuck , “Gigascope: A Stream Database for Network Applications”, *SIGMOD*, (2003),647-651.

Griwodz, Casten , et al., “Multicast for Savings in Cache-based Video Distribution”, *Multimedia Communication and Networks*, (Jan. 2000),10 pages.

Gummadi, Krishna P., “Measurement, Modeling, and Analysis of a Peer-to-Peer File-Sharing Workload”, *Dept. of Computer Science and Engineering—University of Washington*, (Oct. 2003),314-329.

He, Liwei , “Designing Presentations for On-Demand Viewing”, *Proc. of ACM Conference on Computer Supported Cooperative Work*, (Dec. 2000),8 pages.

Hua, Kien A., et al., “Skyscraper Broadcasting: A New Broadcasting Scheme for Metropolitan Video-on-Demand Systems”, *Dept. of Computer Science—University of Central Florida*, (1997),89-100.

Lorance, John , “Webcasting and Web Streaming”, *TechSoup*, 7 pages.

Mena, Art , et al., “An Empirical Study of Real Audio Traffic”, *IEEE Infocom*, (Mar. 2000),1-10.

Mohan, Rakesh , et al., “Adapting Multimedia Internet Content for Universal Access”, *IEEE Transactions on Multimedia*, vol. I, No. I, (Mar. 1999),104-114.

Nichols, James , “Measurements of the Congestion Responsiveness of Windows Streaming Media”, *NOSSDAV’04* (Jun. 2004),94-99.

Padhye, Jitendra , “An Empirical Study of Client Interactions with a Continuous-Media Courseware Server”, *Proc. of ACM NOSSDAV*, National Science Foundation,(Jul. 1998),1-20.

Sen, Subhabrata , “Proxy Prefix Caching for Multimedia Streams”, *IEEE*, (1999),1310-1319.

Stevenson, Steve , “Choosing a Hosting Provider: The things to look for when outsourcing hosting solutions”, *Streamingmedia.com*,3 pages.

Van Der Merwe, Jacobus , et al., “mmdump: A Tool for Monitoring Internet Multimedia Traffic”, 12 pages.

Van Der Merwe, Jacobus , et al., “Streaming Video Traffic: Characterization and Network Impact”, 16 pages.

Veloso, Eveline , “A Hierarchical Characterization of a Live Streaming Media Workload”, *IEEE/ACM Transactions on Networking*, (Sep. 2004),1-13.

Wang, Yubing , et al., “An Empirical Study of ReadVideo Performance Across the Internet”, 15 pages.

Wu, Kun-Lung , “Segment-Based Proxy Caching of Multimedia Streams”, *WWW10*, (2001),36-44.

* cited by examiner

FIG. 1

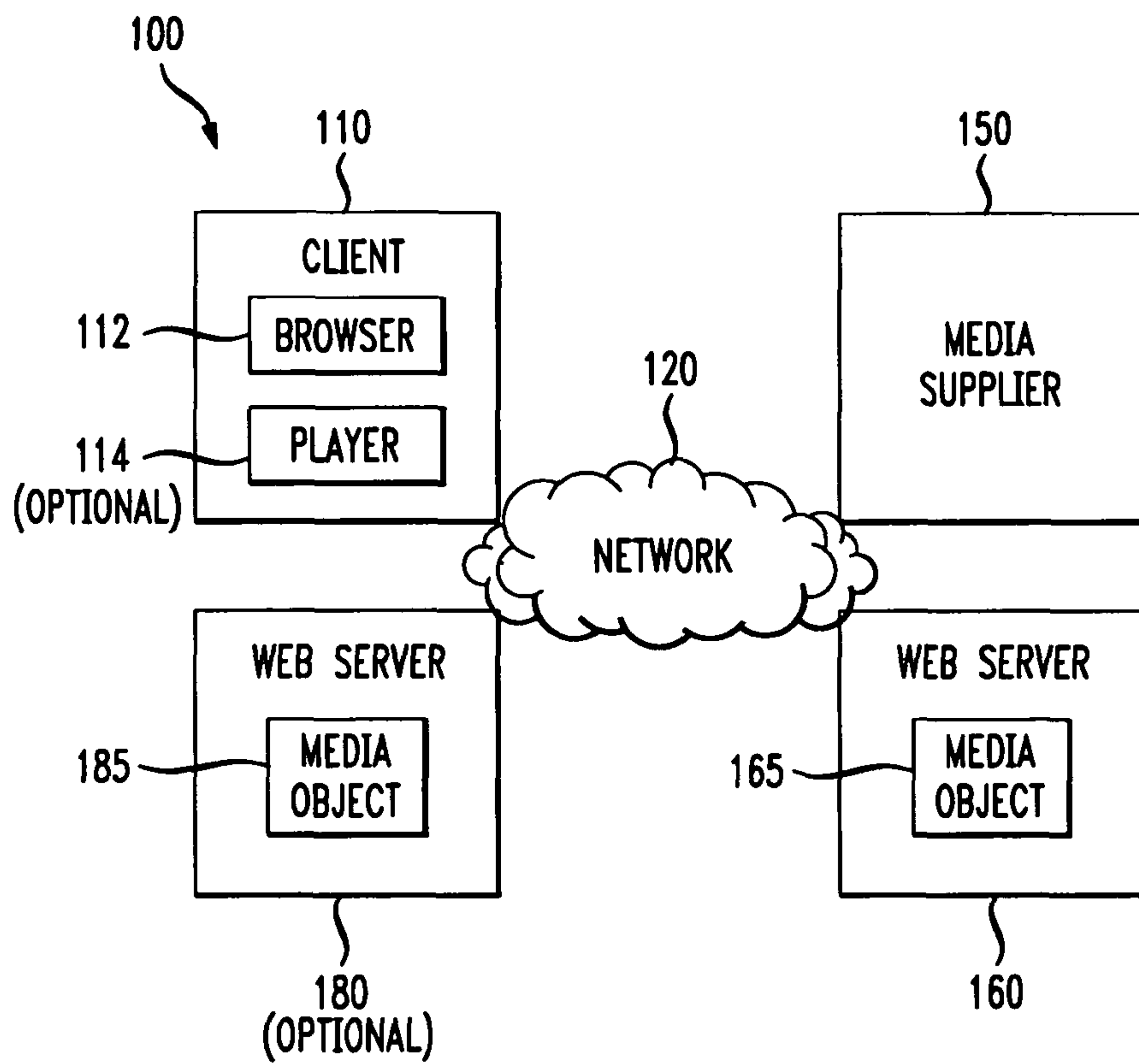


FIG. 2

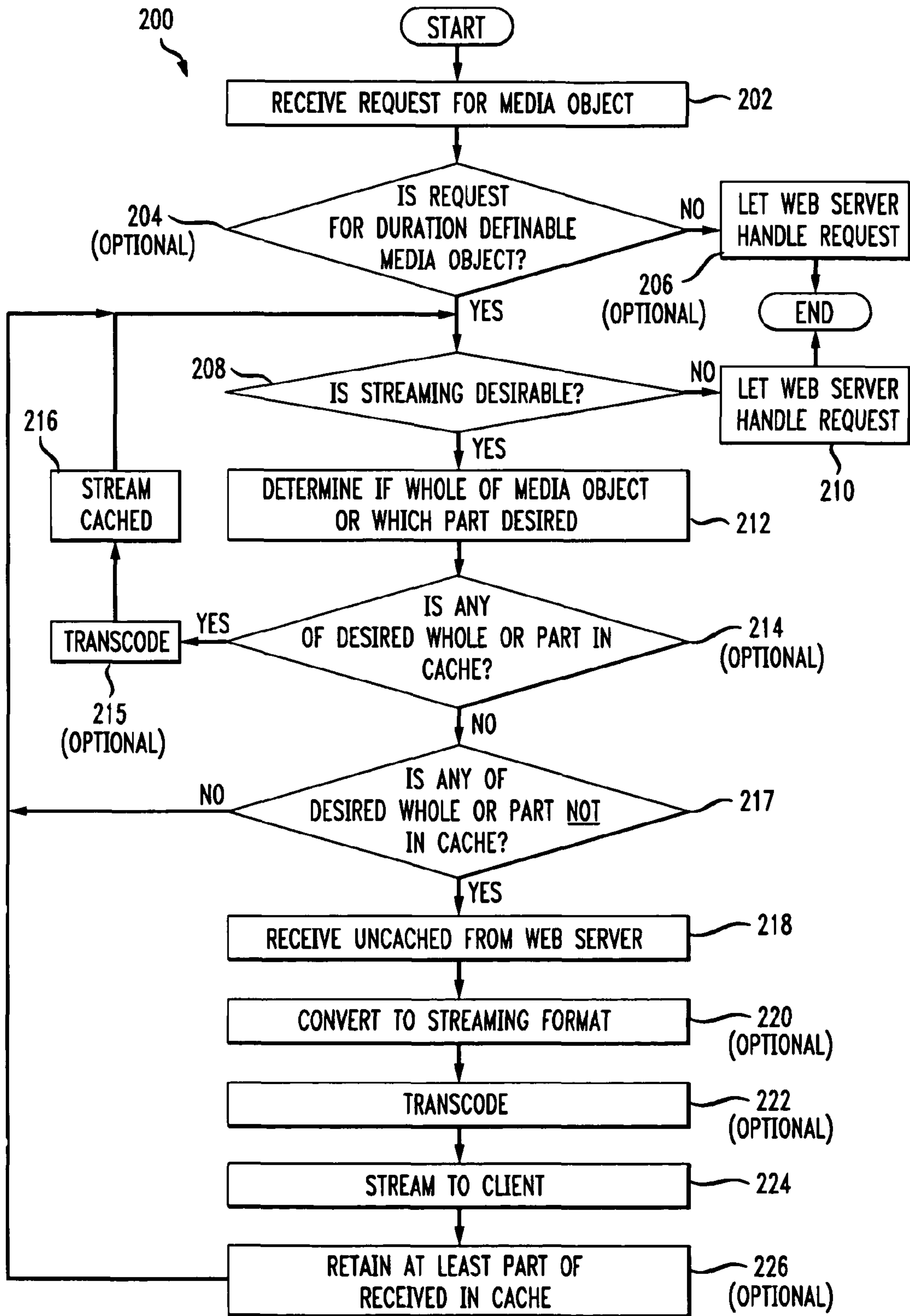
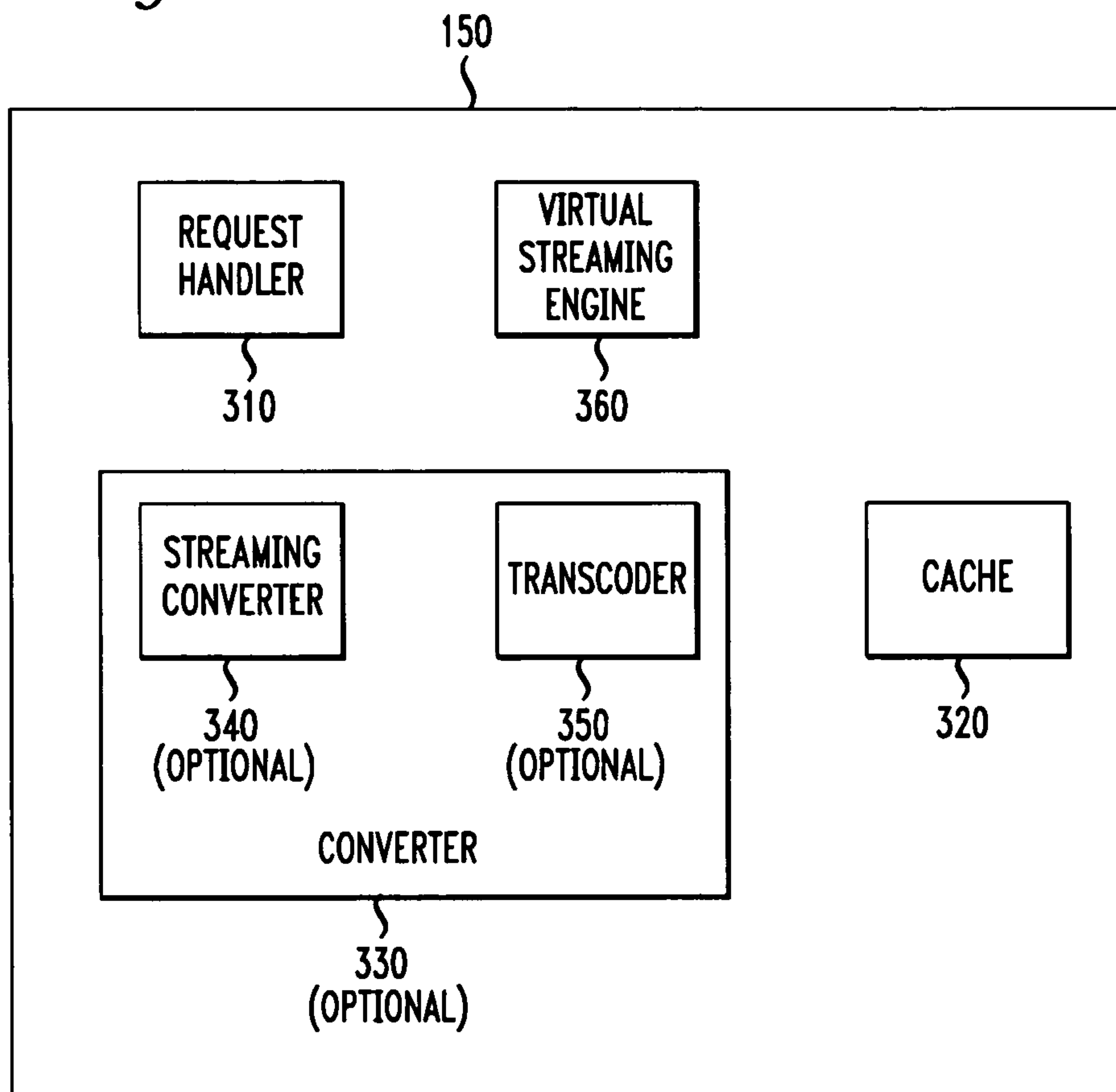


FIG. 3



1**METHOD AND SYSTEM FOR SUPPLYING
MEDIA OVER COMMUNICATION
NETWORKS**

FIELD OF THE INVENTION

The present invention relates generally to the distribution of media over a network and more particularly to the supplying of media over communication networks.

BACKGROUND OF THE INVENTION

This past decade has seen content distributed over communication networks, for example the Internet, evolving from mostly static text and images to increasingly more audio and video pages supported by multimedia objects. Three technical mechanisms are commonly used to deliver Internet media contents, namely downloading, pseudo streaming (also known as progressive downloading or FastStart), and streaming.

In downloading, a client receives the media content directly from a Web server, using HTTP (“Hypertext Transfer Protocol”). The entire media content is received before the client can start playing the media. There is therefore a long startup latency for large media objects or for clients who have limited bandwidths to the Internet such as dial-up clients. Moreover, if a client decides the content of a large media object is not interesting after playing only part of the object, most of the traffic in downloading has been wasted.

In pseudo streaming, the client also receives the media content directly from a Web (HTTP) server. However, the pseudo streaming technique provides the receiving client with the option to enable a media player to play the media content that has already been received while the rest of the content is still being transmitted. Often, there is a rate mismatch between the rate of receiving the media content and the rate of playing the media content. The rate mismatch might result in user-perceived delays (if the playing rate is greater than the receiving rate), or in unnecessary traffic on the Internet (if the receiving rate is greater than the playing rate).

With streaming, the client receives media content from a special streaming server. The playing of a media object by the client media player can start shortly after the client receives the initial portion of the object from the streaming server, enhancing the playing experience. In addition due to the reduced user-perceived latency, the client can make a more timely decision to abort an uninteresting media object without consuming additional network bandwidth compared to downloading and pseudo streaming. Typically, streaming also provides clients with a variety of controls during playback such as pause, rewind and fast forward. Moreover, media content is generally not stored locally at the client, so content is better protected. Even with these advantages, streaming service today is not widely used for delivering media content (compared to downloading) due to the associated expenses and the limited availability of the necessary technology.

SUMMARY OF THE INVENTION

According to the present invention there is provided a method of supplying media to clients, comprising: receiving a request for a media object hosted on a web server; determining whether to stream at least part of the media object to a client or to have the media object supplied to the client not by streaming; if the determining is to stream, streaming at least part of the media object to the client; and if the deter-

2

mining is to have the media object supplied to the client not by streaming (that is, a non-streaming process, i.e. by non-streaming), allowing the web server to supply the media object not by streaming to the client.

According to the present invention there is also provided a system for supplying media to clients, comprising: means for determining whether to stream at least part of a media object hosted on a web server to a client or to allow the web server to supply the media object to the client not by streaming; and means for streaming the at least part of the media object to the client.

According to the present invention there is further provided a network for supplying media to clients, comprising: at least one web server adapted to host media objects; at least one client; and means for supplying media objects, the means including: means for determining whether to stream at least part of a media object hosted on at least one of the web servers to at least one of the clients or to allow the at least one hosting web server to supply the media object to the at least one of the clients not by streaming; and means for streaming the at least part of the media object to the at least one of the clients.

BRIEF DESCRIPTION OF THE DRAWING
FIGURES

The invention is herein described, by way of example only, with reference to the accompanying drawings, wherein:

FIG. 1 is a block diagram of a system for supplying media, according to an embodiment of the present invention;

FIG. 2 is a flowchart of a method for supplying media, according to an embodiment of the present invention; and

FIG. 3 is a block diagram of a media supplier, according to an embodiment of the present invention.

DETAILED DESCRIPTION OF THE INVENTION

Described herein are embodiments of the current invention including methods and systems for determining how to supply media to clients and for supplying the media accordingly.

The principles and operation of media supplying according to the present invention may be better understood with reference to the drawings and the accompanying description. All examples given below are non-limiting illustrations of the invention described and defined herein.

The term “client” is used interchangeably below, as appropriate, to refer to an inanimate thing such as a communication device, an element within a communication devices (software, hardware, firmware, etc.), a collection of communication devices, etc, and/or to refer to the user (individual, groups of individuals, etc) of the inanimate thing.

The term “media” as used below refers to any form and technology used to convey information, such as audio, image(s), text, video, etc.

The term “media object” as used below refers to media content which can be considered as a discrete whole. Media content includes but is not limited to audio, video, text and other media as known to the reader. It should be evident that differing amounts of the same media content may be considered a discrete whole, depending on the circumstances or on who is making the consideration. For example a video clip showing the highlights of a video may be considered a discrete whole and therefore a media object for the purposes of playing as an advertisement, whereas the entire video may be considered a discrete whole and therefore a media object for the purposes of playing as a feature presentation. As another example, a single song can be considered a discrete whole and therefore a media object, or the single song can be considered

part of a song medley (where the song medley is considered the discrete whole and therefore the media object).

The term “duration-definable media object” as used below refers to a form and technology used to convey information where a time duration of the media object can be defined. Examples of duration definable media objects include audio objects—for example a song audio can be 3 minutes long, video objects—for example a video can be 90 minutes long, etc. It should be evident that in actual practice the playing duration of the media object by the client may be different than the defined duration, for example if the client needs to wait to receive additional parts of the media object, if the client fast-forwards parts of the media object, etc.

Referring now to the drawings, FIG. 1 illustrates a system **100** for supplying media, according to an embodiment of the invention. A client **110** connects to communication network **120** in order to request a media object **165** hosted on a web server **160**.

System **100** also includes a media supplier **150** which handles the supplying of media object **165** hosted on web server **160**. Alternatively, media supplier **150** may only handle the supplying of requested media object **165**, if media object **165** is a duration definable media object (see further below for more details). Although the singular is used for hosting web server **160**, it should be understood that if media object **165** is hosted on more than one web server **160**, similar methods and systems to those described below can be used, *mutatis mutandis*.

Web server **160** in some embodiments, hosts one or more other media objects in addition to media object **165**. In these embodiments, media supplier **150** may or may not handle the supplying of one or more of these other hosted media objects. For example, in one of these embodiments media supplier **150** may only handle the provision of other hosted media objects that are duration definable.

In some embodiments, system **100** also includes one or more optional additional web server(s) **180**. In one embodiment, media supplier **150** also handles the supplying of one or more media object(s) **185**, each hosted on one or more web server(s) **180**. In this embodiment, the costs of installing, operating and maintaining media supplier **150** may be advantageously amortized over the plurality of web servers whose hosted media objects are handled by media supplier **150**. For example, web server **160** and web server(s) **180** may in some cases constitute or be part of a server farm, where a server farm should be understood to mean a group of servers that are housed in one location.

Media supplier **150** may be located at any physical location and at any physical distance from web server **160**. In one embodiment, media supplier **150** is located along a path between client **110** and web server **160**. In another embodiment, media supplier **150** is housed in the same location as web server **160**. For example, media supplier **150** may be part of the same server farm as web server **160** (and optionally web server(s) **180**).

Web server **160** and optional web server(s) **180** can be any web server which uses the client/server model and HTTP to transmit to clients. Examples of commercially available web servers include inter-alia Apache (see for example www.apache.org) and Internet Information Server (produced by Microsoft Corporation Headquartered in Redmond, Wash.).

Communication network **120** can be any suitable combination of physical communication means and application protocol. Examples of physical means include, inter-alia: cable, optical (fiber), wireless (radio frequency), wireless (microwave), wireless (infra-red), twisted pair, coaxial, telephone wires, underwater acoustic waves, etc. Examples of

application protocols include inter-alia Short Messaging Service Protocols, File Transfer Protocol (FTP), Telnet, Simple Mail Transfer Protocol (SMTP), Hyper Text Transport Protocol (HTTP), Simple Network Management Protocol (SNMP), Network News Transport Protocol (NNTP), Audio (MP3, WAV, AIFF, Analog), Video (MPEG, AVI, Quicktime, RM), Fax (Class 1, Class 2, Class 2.0), and tele/video conferencing. In some embodiments, communication network **120** can alternatively or in addition to be identified by the middle layers, with examples including inter-alia the data link layer (modem, RS232, Ethernet, PPP point to point protocol, serial line internet protocol-SLIP, etc), network layer (Internet Protocol-IP, User Datagram Protocol-UDP, address resolution protocol-ARP, telephone number, caller ID, etc.), transport layer (TCP, Smalltalk, etc), session layer (sockets, Secure Sockets Layer-SSL, etc), and/or presentation layer (floating points, bits, integers, HTML, XML, etc). For example the term “Internet” is often used to refer to a TCP/IP network. In some embodiments, communication network **120** includes one technology whereas in other embodiments communication network **120** includes a combination of technologies. For example cellular telephone operators may provide a gateway, for example a Wireless Application Protocol (“WAP”) gateway, between the cellular telephone network and the Internet. As another example, access from the Internet to a cellular telephone network can be provided through a push proxy server.

In some embodiments, the same combination of physical communication means and application protocol constitute communication network **120** used for communication between all of client **110**, media supplier **150**, and web server **160** (and optional web server(s) **180**). In other embodiments, different combinations of physical communication means and application protocols may constitute communication networks **120** used for communication between any two of client **110**, media supplier **150**, web server **160** and optional web server(s) **180**. For example in one embodiment, client **110** may communicate with web server **160** (directly and/or via media supplier **150**) using HTTP while media supplier **150** communicates with web server **160** using another protocol, for example a proprietary protocol, whereas in another embodiment both the communication between client **110** and web server **160** (direct and/or via media supplier **150**) as well as the communication between media supplier **150** and web server **160** use HTTP.

Client **110** can be of any type suitable for communication via communication network **120**, including inter-alia wireless devices (cellular phones, pagers, etc.), Public Switched Telephone Network (PSTN) devices (fax machines, telephones, etc.), computers, Personal Digital Assistants (PDA’s) etc, as appropriate to the applicable communication network **120**.

Preferably client **110** includes a web browser **112** for requesting media object **165** hosted on web server **160**. Web browser **112** can communicate with media supplier **150** and/or web server **160** using for example HTTP. Examples of available web browsers which can be used as web browser **112** include Netscape Navigator and Microsoft’s Internet Explorer. Web browsers are well known in the art and therefore no further elaboration on operation of web browsers will be provided.

Client **110** optionally also includes a media player **114** which is capable of being configured to play media object **165**, provided media object **165** is a duration definable media object. Media player **114** typically can be configured to play duration definable media objects received by streaming and/or pseudo streaming. Examples of commercially available media players include inter-alia Microsoft’s Windows™

5

Media Player, Real Player™ (produced by RealNetworks, Inc headquartered in Seattle Wash.), and QuickTime™ Player (produced by Apple Computer, Inc. headquartered in Cupertino, Calif.).

In some embodiments other components may be included in system 100, for example additional clients, additional servers, etc.

FIG. 2 illustrates a flowchart of a method 200 for supplying media, according to an embodiment of the present invention. The flowchart of FIG. 2 uses the example of media object 165 hosted on web server 160. However, it should be evident that method 200 can be used for other media objects hosted on web server(s) 160 and/or 180, mutatis mutandis.

The invention is not bound by the specific stages or order of the stages illustrated and discussed with reference to FIG. 2. It should also be noted that alternative embodiments can include only selected stages from the illustrated embodiment of FIG. 2 and/or additional stages not illustrated in FIG. 2.

FIG. 3 illustrates a block diagram of media supplier 150 for executing method 200, according to an embodiment of the present invention. Media supplier 150 can be made up of any combination of software, hardware and/or firmware that performs the functions as defined and explained herein. Modules shown in FIG. 3 as being part of media supplier 150 include: a request handler 310, a cache 320, an optional converter 330, and a virtual streaming engine 360. Converter 330 is shown in FIG. 3 as including two modules: an optional streaming converter 340 and an optional transcoder 350. Each of request handler 310, cache 320, converter 330, streaming converter 340, transcoder 350, and streaming engine 360 can be made up of any combination of software, hardware and/or firmware that performs the functions as defined and explained herein.

The division of media supplier 150 into the modules shown in FIG. 3 is for ease of understanding and in other embodiments any illustrated module may be separated into a plurality of modules or alternatively combined with other modules. The modules of media supplier 150 may be centralized or the modules may be distributed over more than one physical unit and/or physical location.

The division of converter 330 into the two modules shown in FIG. 3 is for ease of understanding and in other embodiments each of the two modules may be separated into a plurality of modules or alternatively combined with the other module.

In stage 202 of method 200 (FIG. 2) request handler 310 receives a client request for media object 165 hosted on web server 160. In one embodiment, request handler 310 intercepts any request for media object 165 directed by client 110 to web server 160. In another embodiment, web server 160 forwards any client request for media object 165 to request handler 310, or alternatively only forwards a client request for media object 165 to request handler 310 if media object 165 is duration-definable. In embodiments where request handler 310 receives all client requests for media object 165 (either directly or indirectly), request handler 310 determines if requested media object 165 is duration-definable or not (optional stage 204). For example, for a URL request, request handler 310 can examine the file name suffix. Some examples of suffixes connoting (duration definable) audio objects include inter-alia: mp3, way, ra, ram, wma, and au. Some examples of suffixes connoting (duration definable) video objects include inter-alia: mpeg, mpg, mp, mpeg2, mp4, asf, svt, wmv, wm, qt, mov, rm, rmvb, and avi. As another example, request handler 310 can alternatively or additionally examine the request header, for example if the user-agent field corresponds to a media player, the requested media object 165 is typically duration-definable. These means and

6

others for request handler 310 to identify whether the requested media object 165 is duration-definable or not are well known in the art and will therefore not be further expanded upon here.

If the request is not for a duration definable media object, request handler 310 allows web server 160 to handle the request (optional stage 206) and method 200 for media supplier 150 ends.

If the request is for a duration definable media object, then method 200 continues with stage 208. In embodiments where request handler 310 only receives requests for duration-definable media objects, stage 204 is omitted and method 200 proceeds directly to stage 208.

In stage 208, request handler 310 determines if media object 165 should be supplied to client 110 by streaming or not by streaming (for example by downloading). In one embodiment, request handler 310 provides choices to client 110 whether to receive media object 165 by streaming or not by streaming and receives a selection from client 110. In another embodiment, request handler 310 receives a selection from client 110 (without first providing choices to client 110). For example the client selection of streaming or not streaming can be included in the initial client request received in stage 202. In another embodiment, request handler 310 determines whether to stream media object 165 or not based at least partly on parameters of system 100. The determination based on parameters of system 100 can be in addition to or instead of a determination based on express client selection. For example, if client 110 does not include a properly configured player 114, then request handler 310 would determine that streaming is not desirable and that media object 165 should not be supplied by streaming to client 110. Request handler 310 can determine that client 110 includes a properly configured player 114, for example if user-agent field of the request header corresponds to a media player.

If streaming is not desirable, request handler 310 allows web server 160 to handle the request (stage 210) and method 200 for media supplier 150 ends.

In one embodiment, request handler 310 in stage 206 and/or 210, informs web server 160 that web server 160 should handle the client request by forwarding the request to web server 160. In another embodiment, request handler 310 communicates to web server 160 to handle the request without forwarding the exact client request. This communication can be in any protocol, for example HTTP or a proprietary protocol. In stages 206 and/or 210, web server 160 provides requested media object 165 to client 110 by any known technique, for example by downloading. These techniques are well known in the art and therefore will not be expanded upon further here.

If streaming is desirable, method 200 continues with stage 212, with request handler 310 determining what from media object 165 should be streamed. For example request handler 310 can determine if the whole of media object 165 is desired or if less than the entire media object 165 is desired, and if less than the whole is desired, request handler 310 can determine which part of media object 165 is desired. The way of determining may vary depending on the embodiment. In one embodiment the initial client request (received in stage 202) specifies if client 110 wants to initially play the entire media object 165 or to preview a part of media object 165, for example the beginning part of media object 165. In another embodiment, after receiving the initial request in stage 202, request handler 310 provides choices to client 110 on whether client 110 wants to play the entire media object 165 or preview a part of media object 165. In this other embodiment request handler 310 then receives a selection from client 110.

If only a part of media object **165** is to be played, in some embodiments client **110** specifies (for example in the initial client request or as a later selection) which part of media object **165** to play and in some other embodiments client **110** only specifies that a preview of part of media object **165** is desired and request handler **310** chooses which part of media object **165** to supply for previewing. For example, in one of these other embodiments, request handler **310** always chooses to supply for preview the beginning of media object **165**, e.g. a fixed amount at the beginning of the media object, a fixed percentage of the media object starting from the beginning of the media object, etc. In another of these embodiments, request handler **310** always chooses to supply for preview any part of media object **165** in cache **320**.

In some embodiments, cache **320** stores media objects which have been previously requested or parts thereof. In these embodiments, request handler **310** determines in optional stage **214** if cache **320** contains any portion of the desired whole or part of media object **165**. If any portion of the desired whole or part of media object **165** is in cache **320**, then in stage **215** the cached whole or part is transcoded by transcoder **350**. Then, in stage **216** virtual streaming engine **360** streams the cached whole or part to client **110**.

In the illustrated embodiment of FIG. **2** it is assumed that cache **320** stores media objects or parts thereof in a streaming format but that results of previous transcoding are not stored. It is also assumed that transcoding is required. Therefore transcoding takes place in stage **215** prior to streaming in stage **216**. In other embodiments, cache **320** stores results of previous transcoding and therefore in cases where the necessary transcoding is the same as the stored results for media object **165**, stage **215** may be omitted. The transcoding in stage **215** may also be omitted if media object **165** has been authored for or already adapted to client **110** or to sufficiently similar clients. Stage **215** can also be omitted in some instances if client **110** has sufficient network bandwidth so that transcoding is unnecessary, for example in some cases when client **110** has a high speed Internet connection.

In other embodiments, cache **320** stores media objects or parts thereof which are not in a streaming format, and in these embodiments the cached whole or part of media object **165** is converted to a streaming format by streaming converter **340** (stage not shown) and optionally transcoded prior to being streamed in stage **216** to client **110**.

Once streaming of the cached portion in stage **216** is completed or upon earlier client termination, the cached portion may be retained in cache **320** or may be discarded, depending upon the embodiment.

If any portion of the desired whole or part of media object **165** is not in cache **320** (stage **217**), request handler **310** requests the uncached portion from web server **160** in stage **218**. For example assuming cache **320** only contains the beginning part of media object **165** and client **110** wishes to play the entire media object **165**, request handler **310** can request the remainder of media object **165** from web server **160**.

As mentioned above request handler **310** can communicate with web server **160** using any protocol or no protocol. For example, request handler **310** may communicate in stage **218** using HTTP, a proprietary protocol, etc. In one embodiment where a portion of the desired whole or part of media object **165** is in cache **320** and another portion of the desired whole or part of media object **165** is not in cache **320** but needs to be requested from web server **160**, request handler **310** can send a range request for the uncached portion to web server **160**.

In embodiments where a portion of the desired whole or part of media object **165** is cached and another portion of the

desired whole or part of media object **165** is uncached, stages **215** to **216** may or may not occur in parallel with stages **218** to **226**. For example if client **110** wishes to receive media object **165**, for example an entire video, but only the beginning portion of the video is in cache **320**, streaming engine **360** may begin streaming the beginning cached portion (stage **216**), while in parallel request handler **310** requests the uncached portion from web server **160** (stage **218**). As another example, again assuming that only the beginning portion of a desired video is cached, streaming engine **360** may try to limit the delay between streaming the cached portion (stage **216**) and streaming the uncached portion (stage **224**) and therefore wait until the uncached portion of the video is received and at least partly processed before streaming the cached portion.

In embodiments where, cache **320** is not configured for storing media objects which have been previously requested or parts thereof, request handler **310** skips stage **214** to **217** and proceeds directly to stage **218**, requesting the desired (uncached) whole or part of media object **165** from web server **160**.

In a continuation of stage **218**, the requested portion of the desired whole or part of media object **165** is received from web server **165** into cache **320**.

In optional stage **220**, if the portion of media object **165** received in stage **218** is in a non-streaming format (for example MPEG1 files), streaming converter **340** converts the received portion to a streaming format (see below for examples of streaming formats).

Examples of commercially available streaming converters which can be used as streaming converter **340** in stage **220** include inter-alia: Adobe Premiere (produced by Adobe Systems Inc. headquartered in San Jose, Calif.) and RealNetwork's Helix DNA Producer. (In an embodiment where the cached portion of media object **165** is not in a streaming format, these examples of streaming converters can also be used to convert the cached portion to a streaming format-see above with reference to stage **216**).

If the portion of media object **165** received in stage **218** is in a streaming format, for example because conversion to a streaming format has taken place elsewhere or because media object **165** is in a streaming format, then stage **220** can be skipped.

In optional stage **222**, transcoder **350** adapts the streamable portion to client **110** and the connection speed. (Because diverse client devices may request media object **165**, in some cases rather than author media object **165** separately for each individual client device, a uniform media object **165** is authored and therefore later adaptation to the requesting client device may be necessary).

Examples of transcoding systems which can be used as transcoder **350** in stage **222** and/or in stage **215** are described in "Adapting Multimedia Internet Content for Universal Access" by Rakesh Mohan, John R Smith, and Chung-Sheng Li, IEEE Transactions on Multimedia, Vol I, No. I, March 1999 and in US Patent Application 2004/0098463 to Shen et al; details of each are separately incorporated by reference.

Stage **222** can be skipped if media object **165** has been authored for or already adapted to client **110** or to sufficiently similar clients. Stage **222** can also be omitted in some instances if client **110** has sufficient network bandwidth so that transcoding is unnecessary, for example in some cases when client **110** has a high speed Internet connection.

In stage **224**, the portion of media object **165** which was received from web server **160** and has optionally been con-

verted in converter **330** (i.e. optionally converted to a streaming format and/or transcoded) is streamed to client **110** by streaming engine **360**.

In one embodiment, virtual streaming engine **360** used in stage **224** and/or stage **216** includes the functionality of one or more commercially available streaming engines including inter-alia Microsoft's Windows Media Streaming Engine, RealNetwork's Real Media Streaming Engine, Apple's QuickTime Media Streaming Engine, etc.

One or more of the following streaming formats may be used by virtual streaming engine **360** to stream to client **110** in stage **224** and/or stage **216**: Microsoft's Windows Media, RealNetwork's RealMedia, Apple's QuickTime, ISO-standard MPEG-4, or any other suitable streaming format. As streaming formats are well known in the art, no further elaboration is provided.

The communication between client **110** and virtual streaming engine **360** in stage **224** and/or stage **216** may be based on any suitable streaming protocol, for example Microsoft Media Server Protocol MMS, real time streaming protocol RTSP, etc. As methods to initiate and continue communication between clients and streaming engines/servers are well known in the art, no further elaboration is provided.

In optional stage **226**, at least part of media object **165** which was received into cache **320** in stage **218** is retained in cache **320**, even after streaming to client **110** is completed. Depending on the embodiment the at least part of media object **165** retained in cache **320** may or may not be in a streaming format and/or may or may not include the results of the transcoding.

In one embodiment, cache **320** is a prefix cache and therefore the prefix of media object **165** is retained in the cache in stage **226** (assuming received in stage **218**). Examples of prefix caches which can be used as cache **320** are described in the co-pending U.S. patent application Ser. No. 09/350,076 "Proxy prefix caching for multimedia streams" to Rexford et al filed on Jul. 8, 1999, the entirety of which is incorporated by reference.

In other embodiments, in stage **226** other parts of media object **165** may be retained in cache **320** in addition to or instead of the prefixes. For example, in one of these embodiments all of the desired whole or part may be retained in stage **226** (assuming received in stage **218**). As another example, cache **320** can include segments selected dynamically based on client accesses, as described in co-pending U.S. patent application Ser. No. 11/047,305 Titled "Caching Method And System For Providing Interactive Streaming" to Chen et al, details of which are incorporated by reference.

If no part of media object **165** needs to be retained in cache **320**, for example because any parts suitable for caching were already cached and did not need to be received in stage **218**, or for example because cache **320** is not configured to retain media objects once streaming has been completed, then stage **226** can be skipped.

In one embodiment, any part of media object **165** which was received into cache **320** in stage **218** but not retained in cache **320** in stage **226** is discarded from cache **320** once streaming has been completed in stage **224** (or upon earlier client termination).

In the illustrated embodiment, once the desired whole or part of media object **165** has been streamed to client **110**, method **200** loops back for another iteration to stage **208** with request handler **310** determining if media object **165** should be supplied to client **110** by streaming or not by streaming (see above description of stage **208** and following stages). For example, assuming that in a previous iteration client **110** received a preview of part of media object **165**, on a subse-

quent iteration client **110** may choose to have media object **165** downloaded, or to preview the same part of media object **165**, or to preview a different part of media object **165**, or to have streamed the entire media object **165**, or to have streamed the remainder (i.e. non-previewed part) of media object **165**, etc. The number of times that method **200** loops back to stage **208** may vary from 0 times to an infinite number of times depending on the embodiment. For example, in one embodiment the number of iterations for particular media object **165** may be limited by media supplier **150** to a predefined number of times if there is a large number of clients requesting media objects.

In one embodiment, at any time during method **200**, media supplier **150** may terminate method **200**, for example upon receiving a termination request from client **110**. In addition, in this embodiment at any time during the streaming (stage **216** and/or **224**), client **110** can perform any type of interactive operation with streaming engine **360**, for example stop, jump, fast forward, rewind, play, etc. These interactive operations are standard to the art and will therefore not be further elaborated upon here.

While the invention has been described with respect to a limited number of embodiments, it will be appreciated that it is not thus limited and that many variations, modifications, improvements and other applications of the invention will now be apparent to the reader.

What is claimed is:

1. A method of supplying media to clients, comprising:
 - receiving, by a hardware media supplier, a request for a media object hosted on a web server;
 - determining, by the hardware media supplier, whether to stream the media object to a client, wherein the determining whether to stream includes:
 - ascertaining, by the hardware media supplier, whether the media object is a duration definable media object based upon a file name suffix of a format defined in a request header for the media object;
 - if the determining is to stream, determining, by the hardware media supplier, a part of the media object to stream to the client and streaming the part of the media object to the client to meet a network connection speed of the client; and
 - if the determining is not to stream, allowing, by the hardware media supplier, the web server to supply the media object by downloading to the client.
 2. The method of claim 1, wherein the request is intercepted by a request handler of the hardware media supplier.
 3. The method of claim 1, further comprising prior to streaming the media object to the client:
 - receiving a request for the media object from the web server; and
 - transmitting the media object that is requested.
 4. The method of claim 1, wherein the determining the part of the media object to stream, includes:
 - receiving a selection of the part of the media object from the client.
 5. The method of claim 1, wherein the streaming of the part of the media object is of less than all of the media object, further comprising:
 - receiving a selection from the client on whether to stream a remainder of the media object.
 6. The method of claim 1, further comprising:
 - retaining the media object that is streamed to the client in a cache after the media object is streamed to the client.
 7. The method of claim 6, the media object that is retained is a prefix of the media object.

11

- 8.** The method of claim **1**, further comprising:
converting the media object from a non-streaming format
into a streaming file format.
- 9.** The method of claim **1**, further comprising:
adapting at least the part of the media object to meet a
parameter of the client.
- 10.** The method of claim **9**, wherein the parameter com-
prises the network connection speed of the client.
- 11.** A system for supplying media to clients, comprising:
a request handler in a media supplier, embodied in hard-
ware, for determining whether to stream a media object
hosted on a web server to a client or to allow the web
server to supply the media object to the client not by
streaming, wherein the determining whether to stream
includes: ascertaining whether the media object is a
duration definable media object based upon a file name
suffix of a format defined in a request header for the
media object and if not, allowing the web server to
handle the request to have the media object supplied to
the client by downloading and determining a part of the
media object to stream to the client to meet a network
connection speed of the client; and
a streaming engine in the media supplier for streaming the
part of the media object to the client.
- 12.** The system of claim **11**, further comprising:
a streaming converter in the media supplier for converting
a non-streaming format for the media object to a stream-
ing file format.
- 13.** The system of claim **11**, wherein the request handler is
for adapting at least the part of the media object to meet a
parameter of the client.

12

- 14.** The system of claim **11**, further comprising:
a cache in the media supplier for caching at least the part of
the media object.
- 15.** A system for supplying media to clients, comprising: a
web server for hosting media objects;
and
a hardware media supplier comprising:
a request handler for determining whether to stream a
media object hosted on the web server to a client or to
allow the web server to supply the media object to the
client not by streaming and determining a part of the
media object to stream to the client to meet a network
connection speed of the client, wherein the determin-
ing whether to stream includes:
ascertaining whether the media object is a duration
definable media object based upon a file name suf-
fix of a format defined in a request header for the
media object and if not, allowing the hosting web
server to handle a request for the media object to
have the media object supplied to the client by
downloading; and
a streaming engine for streaming the part of the media
object to the client.
- 16.** The system of claim **15**, wherein the hardware media
supplier and the web server communicate using hypertext
transfer protocol.
- 17.** The system of claim **15**, wherein the web server
includes at least two web servers.

* * * * *