



US008331917B2

(12) **United States Patent**
Abdel-Kader

(10) **Patent No.:** **US 8,331,917 B2**
(45) **Date of Patent:** **Dec. 11, 2012**

(54) **SYSTEM AND METHOD FOR IDENTIFYING A CONTACT ASSOCIATED WITH AN ELECTRONIC COMMUNICATION**

7,542,557 B2 * 6/2009 Sun et al. 379/142.06
2006/0052091 A1 3/2006 Onyon et al.
2006/0291635 A1 12/2006 Sun et al.

(75) Inventor: **Sherif Aly Abdel-Kader**, Waterloo (CA)

FOREIGN PATENT DOCUMENTS
WO 2004028123 4/2004

(73) Assignee: **Research In Motion Limited**, Waterloo (CA)

OTHER PUBLICATIONS

(*) Notice: Subject to any disclaimer, the term of this patent is extended or adjusted under 35 U.S.C. 154(b) by 0 days.

Extended European Search Report for European Application No. 10154891.5 (Aug. 25, 2010).

* cited by examiner

(21) Appl. No.: **13/492,088**

Primary Examiner — Lester Kincaid

(22) Filed: **Jun. 8, 2012**

Assistant Examiner — Joel Ajayi

(65) **Prior Publication Data**

US 2012/0252421 A1 Oct. 4, 2012

(74) *Attorney, Agent, or Firm* — Ridout & Maybee LLP

Related U.S. Application Data

(63) Continuation of application No. 12/713,200, filed on Feb. 26, 2010, now Pat. No. 8,208,911.

(57) **ABSTRACT**

(51) **Int. Cl.**
H04M 3/42 (2006.01)

(52) **U.S. Cl.** **455/415**

(58) **Field of Classification Search** 455/415
See application file for complete search history.

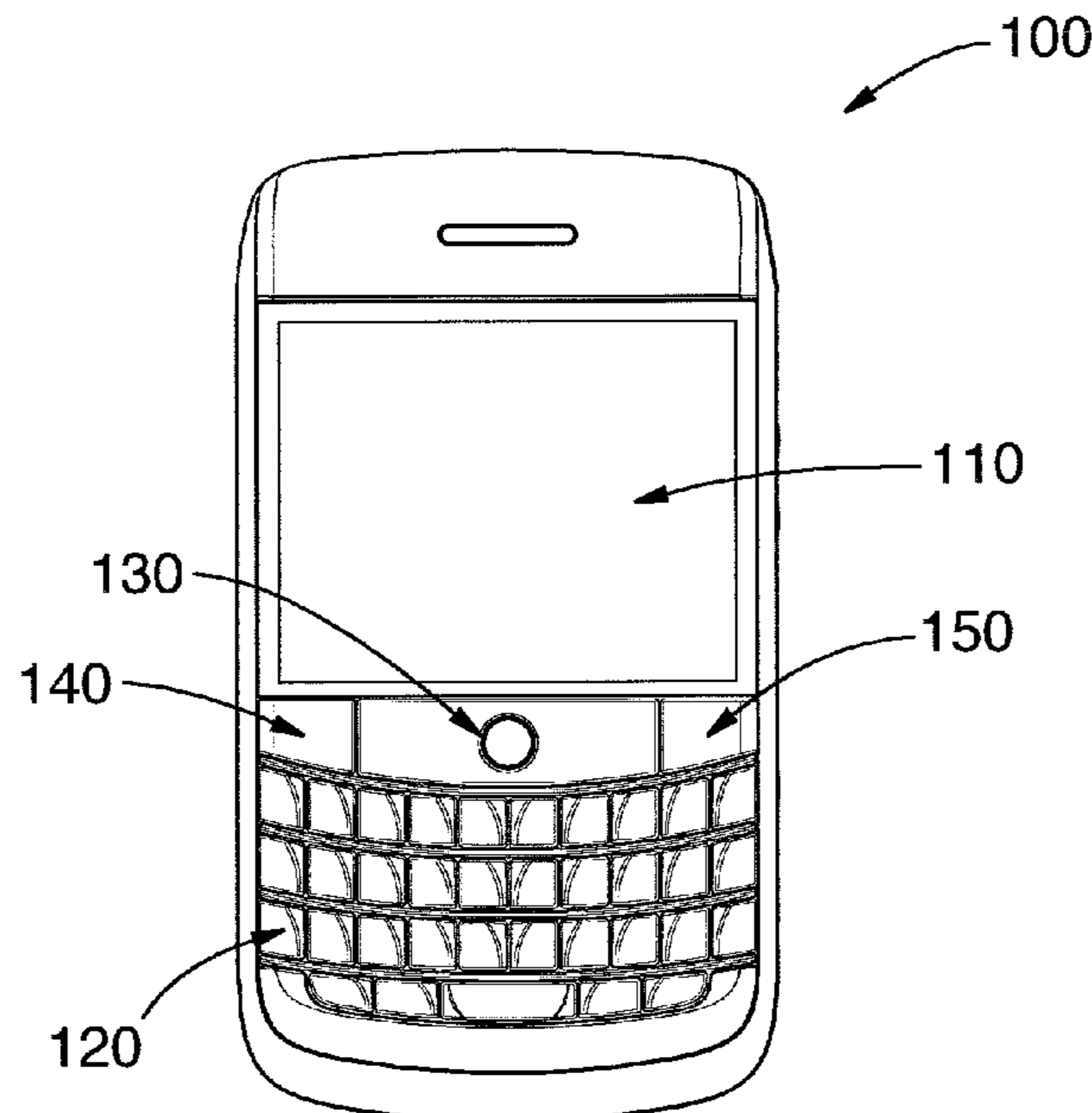
A method is provided on an electronic communications device having a subscriber identifier, the method for identifying a contact entry associated with an electronic communication specified by a communication identifier. The method comprises searching an address book associated with the device; in response to finding a first and a second contact entry each having a respective first contact communication identifier matching the communication identifier, comparing a second contact communication identifier with the subscriber identifier; and identifying the second contact entry associated with the electronic communication if the second contact communication identifier in the first contact entry matches the subscriber identifier.

(56) **References Cited**

U.S. PATENT DOCUMENTS

6,950,504 B1 9/2005 Marx et al.
7,336,772 B1 2/2008 Velusamy

20 Claims, 24 Drawing Sheets



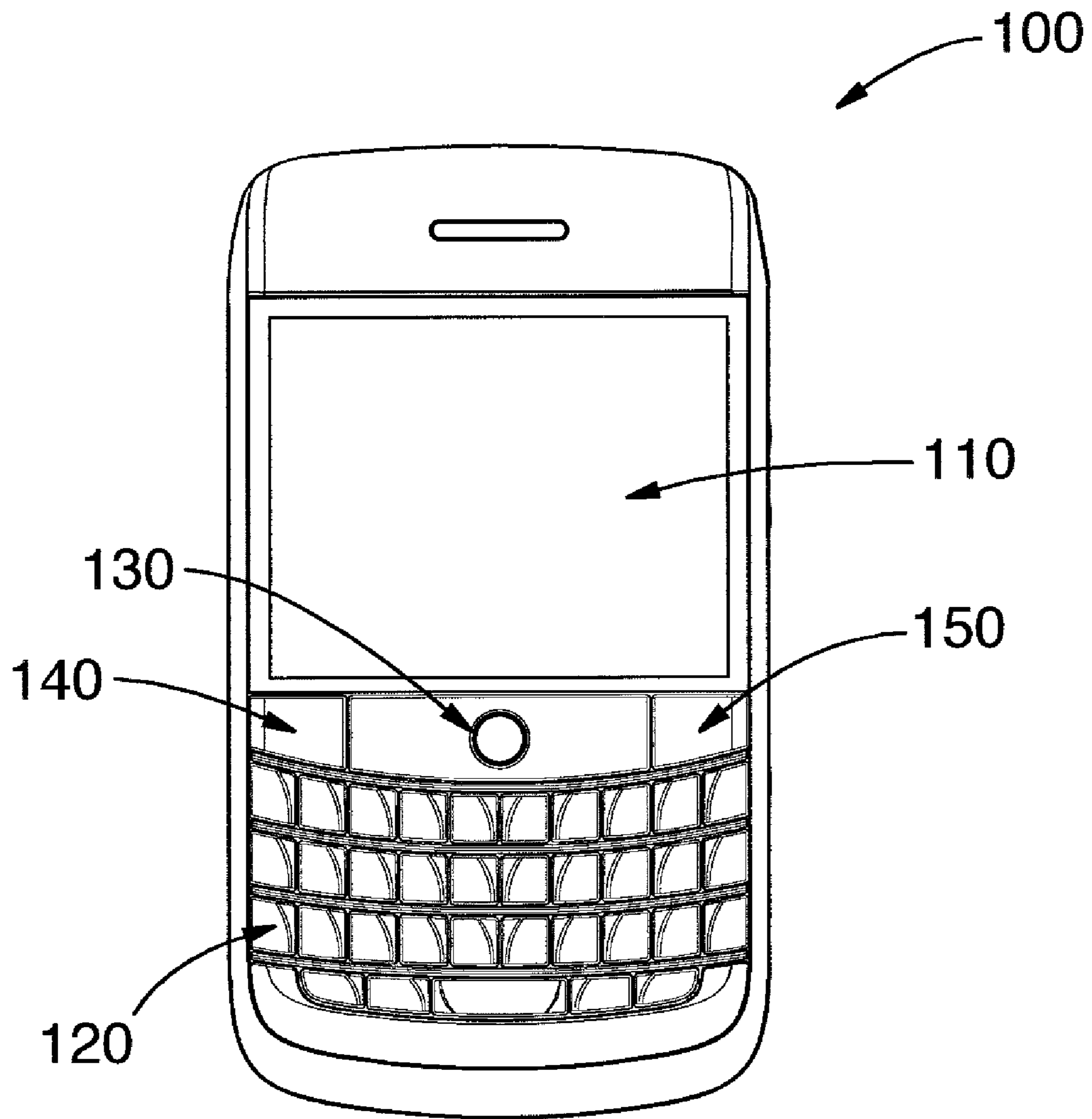


FIG. 1

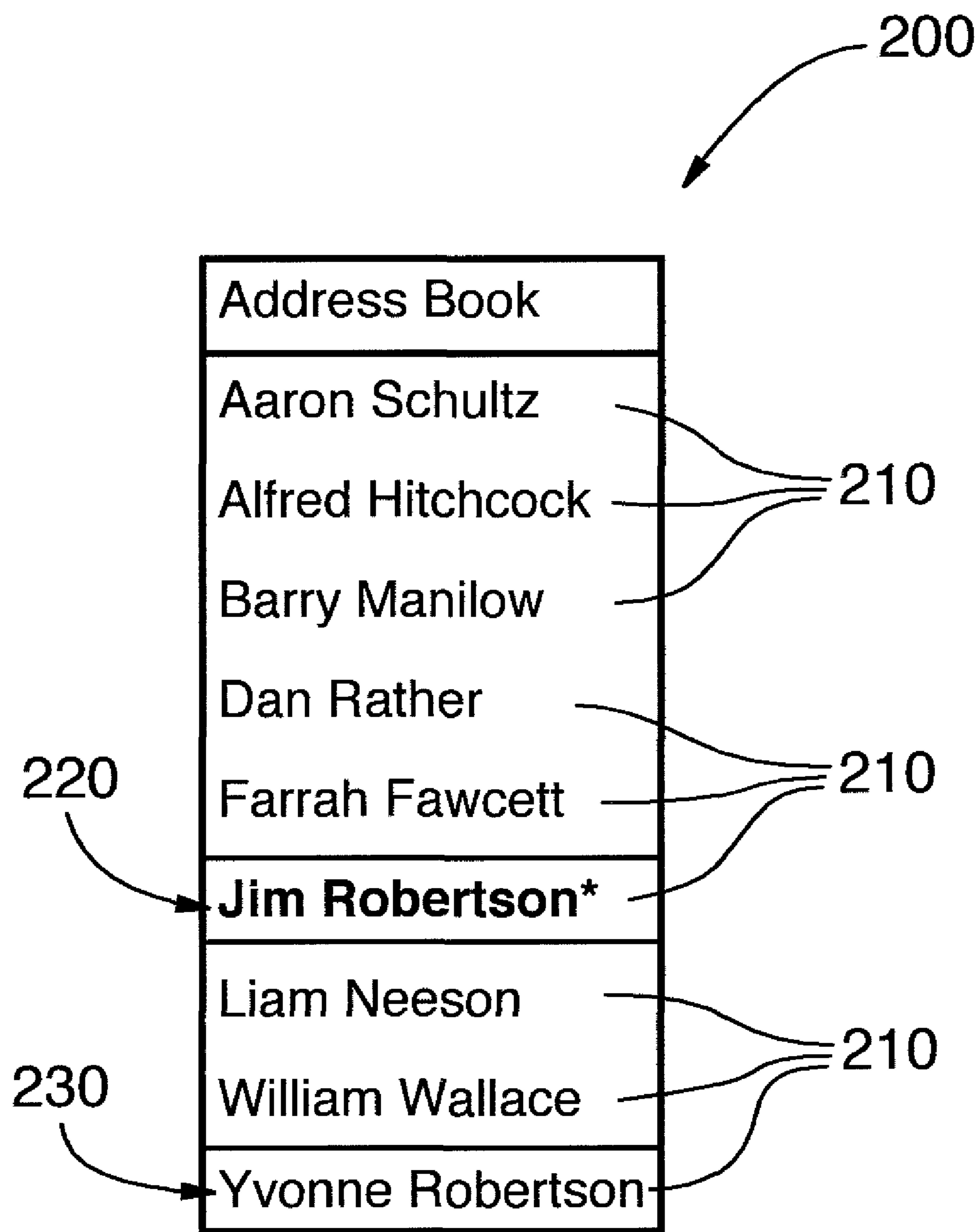


FIG.2

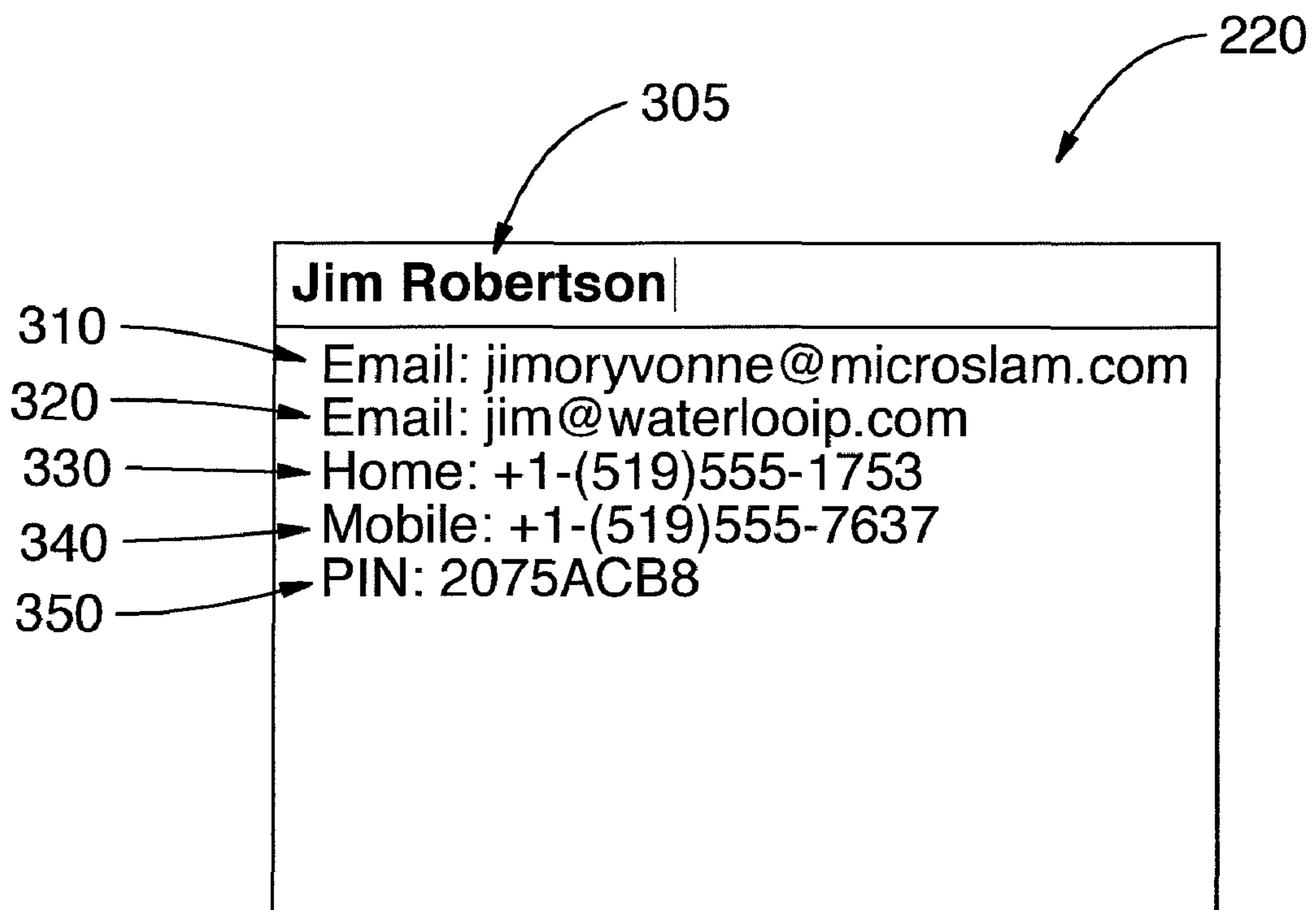


FIG.3

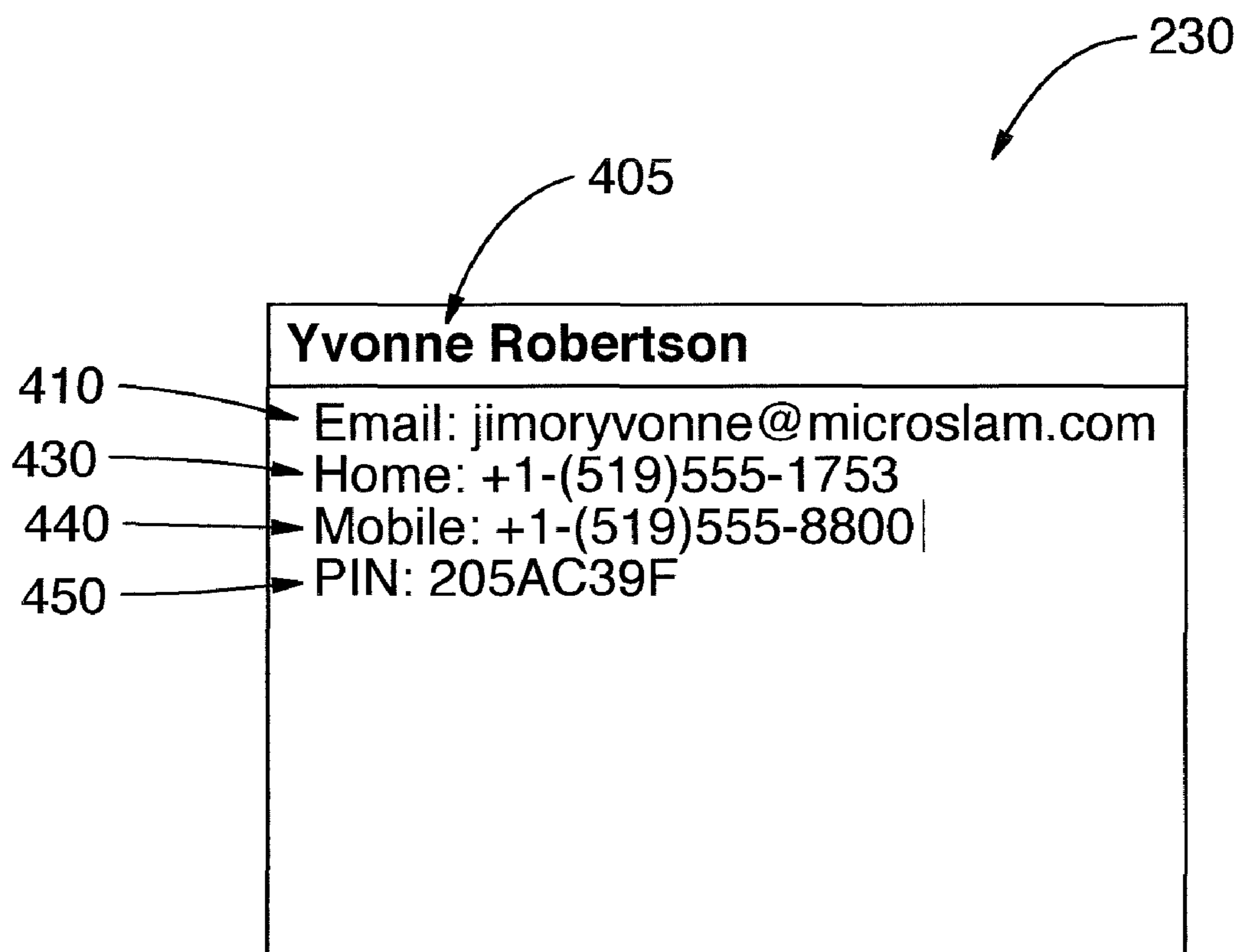


FIG.4

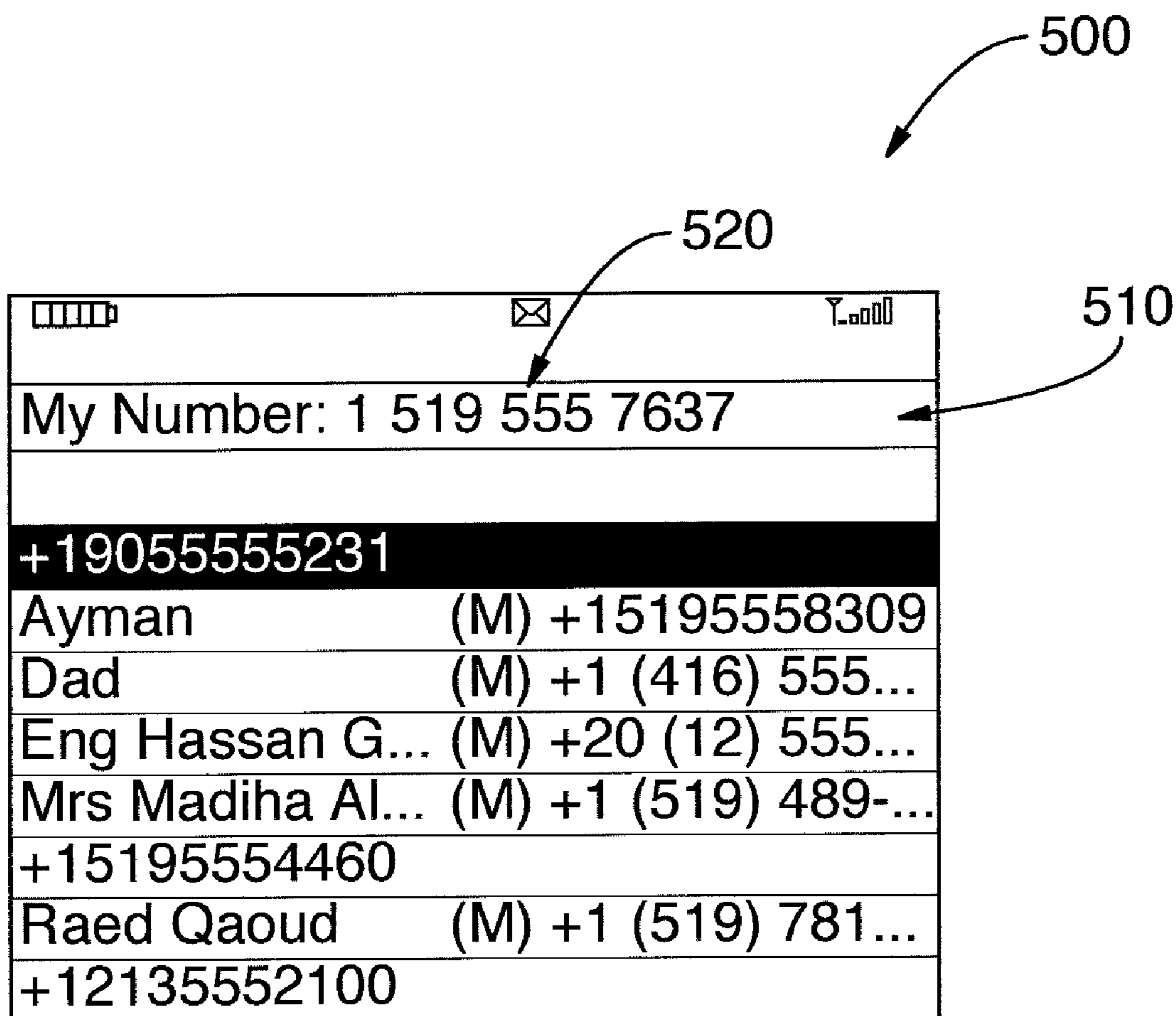


FIG.5A

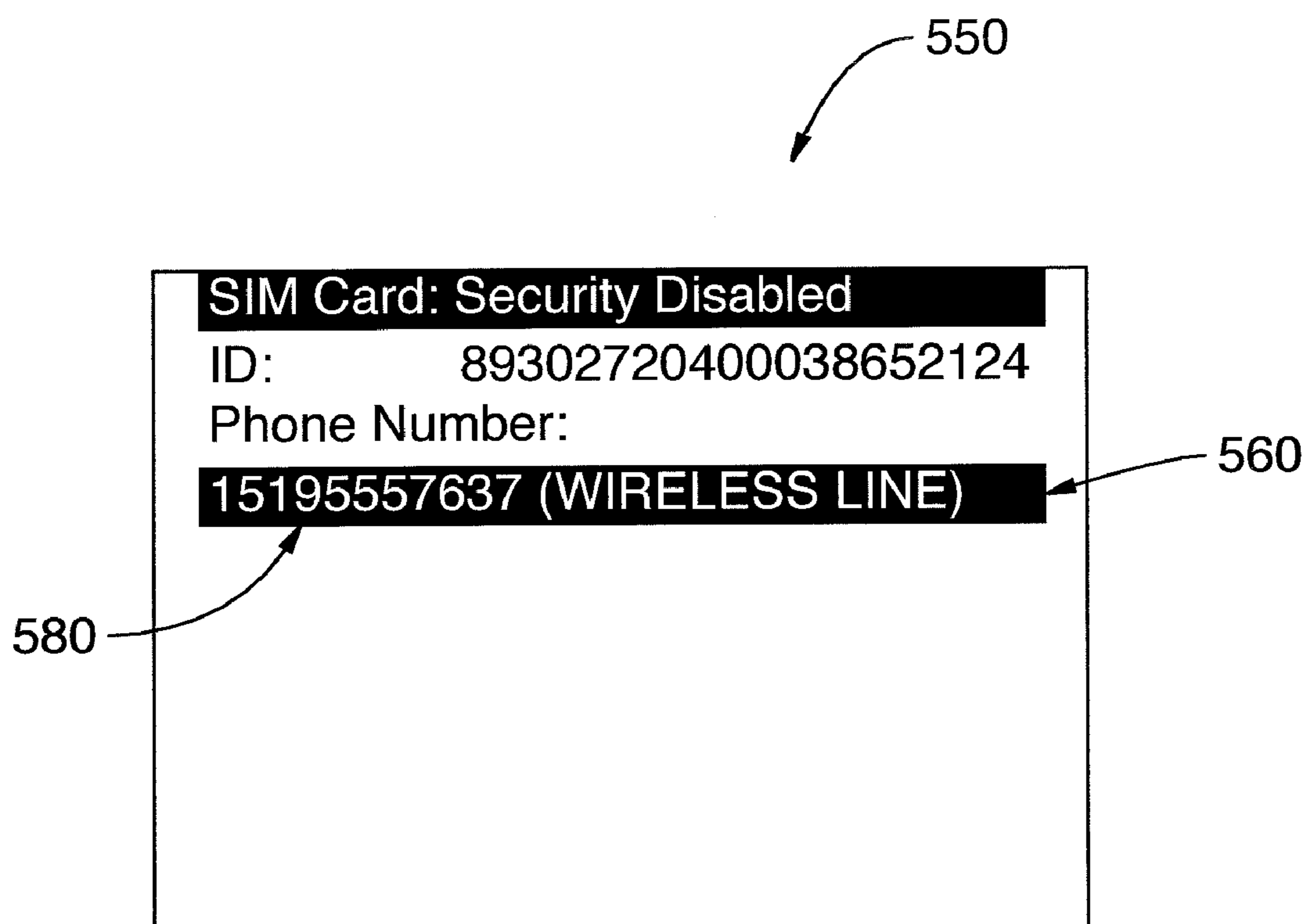


FIG.5B

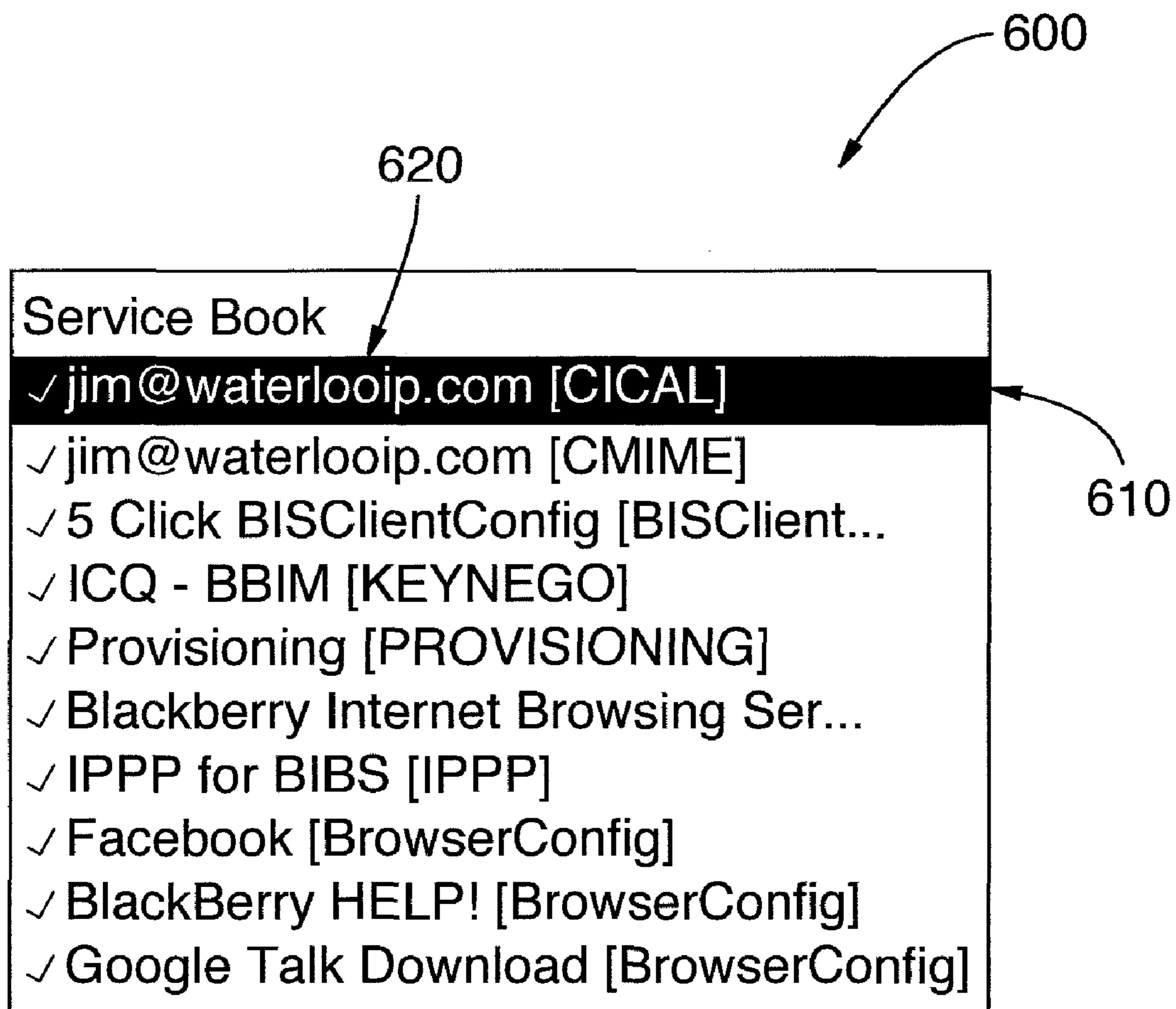
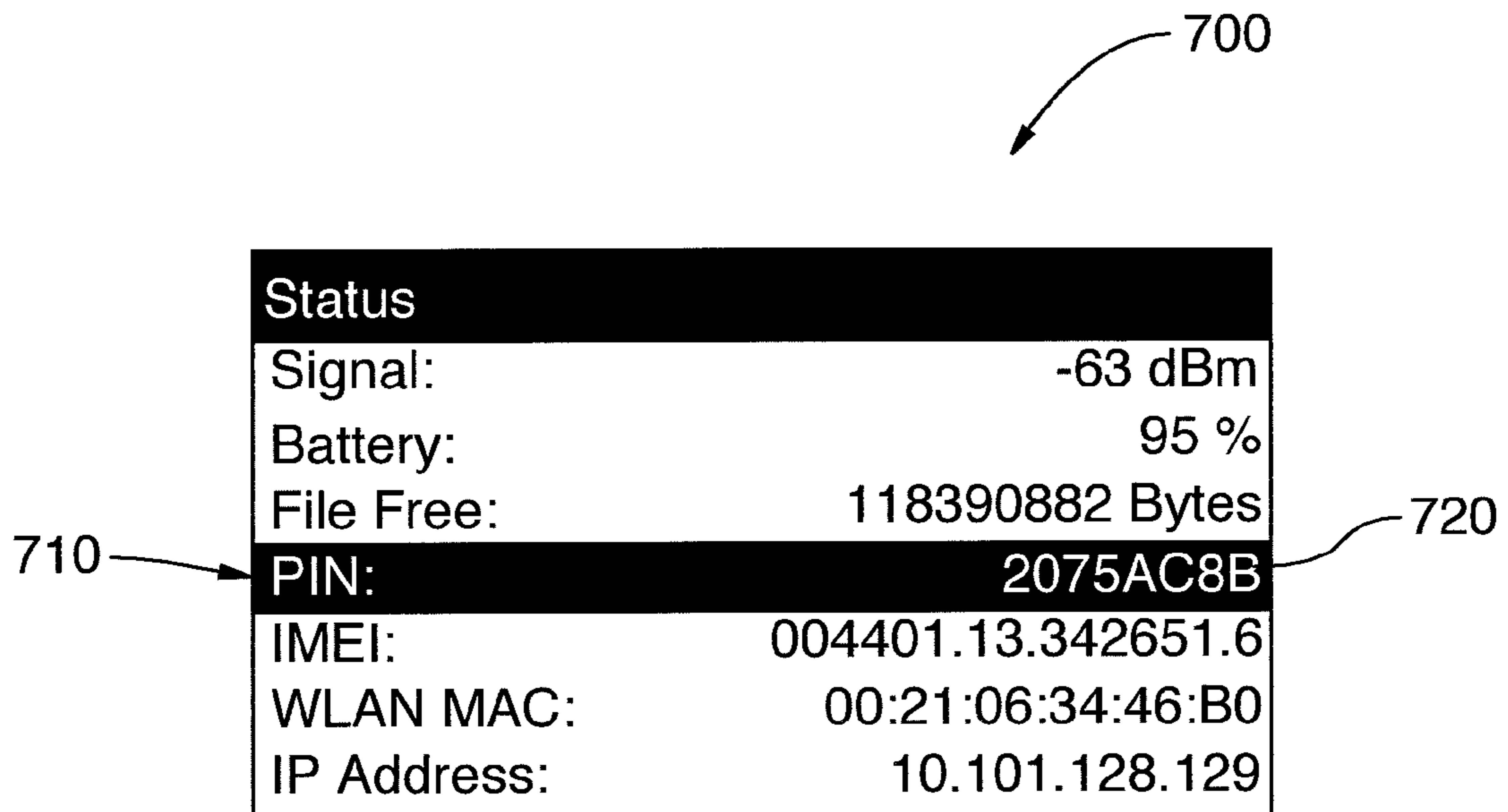


FIG.6



A screenshot of a device status menu. The menu is a rectangular box with a black header and white background for the rest. The header is labeled 'Status'. Below the header, there are several rows of text. The first row is 'Signal: -63 dBm'. The second row is 'Battery: 95 %'. The third row is 'File Free: 118390882 Bytes'. The fourth row is 'PIN: 2075AC8B'. The fifth row is 'IMEI: 004401.13.342651.6'. The sixth row is 'WLAN MAC: 00:21:06:34:46:B0'. The seventh row is 'IP Address: 10.101.128.129'. There are three callouts: '700' with a curved arrow pointing to the top right of the menu; '710' with a straight arrow pointing to the 'PIN:' label; and '720' with a curved arrow pointing to the '2075AC8B' value.

Status	
Signal:	-63 dBm
Battery:	95 %
File Free:	118390882 Bytes
PIN:	2075AC8B
IMEI:	004401.13.342651.6
WLAN MAC:	00:21:06:34:46:B0
IP Address:	10.101.128.129

FIG.7

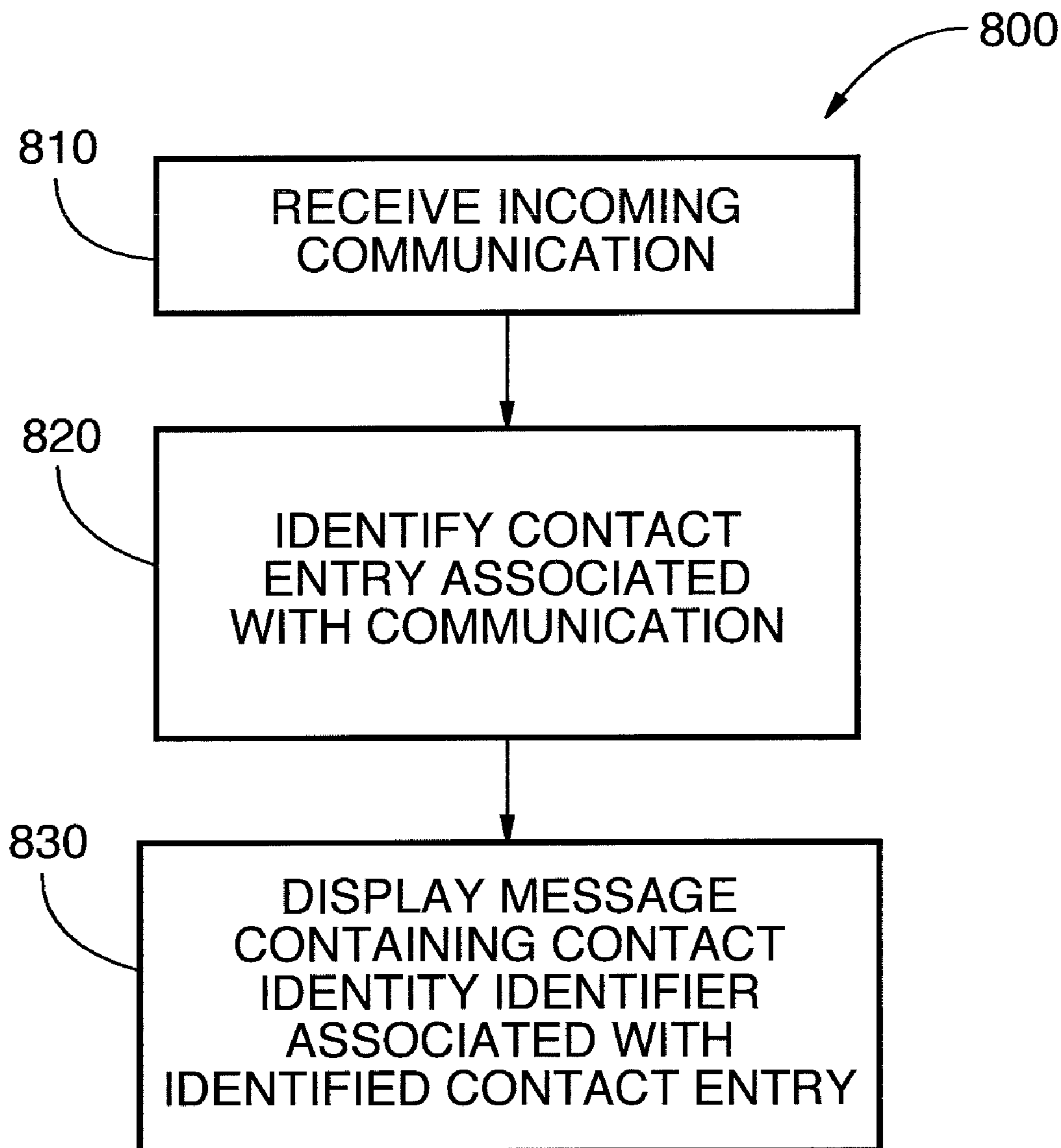


FIG.8

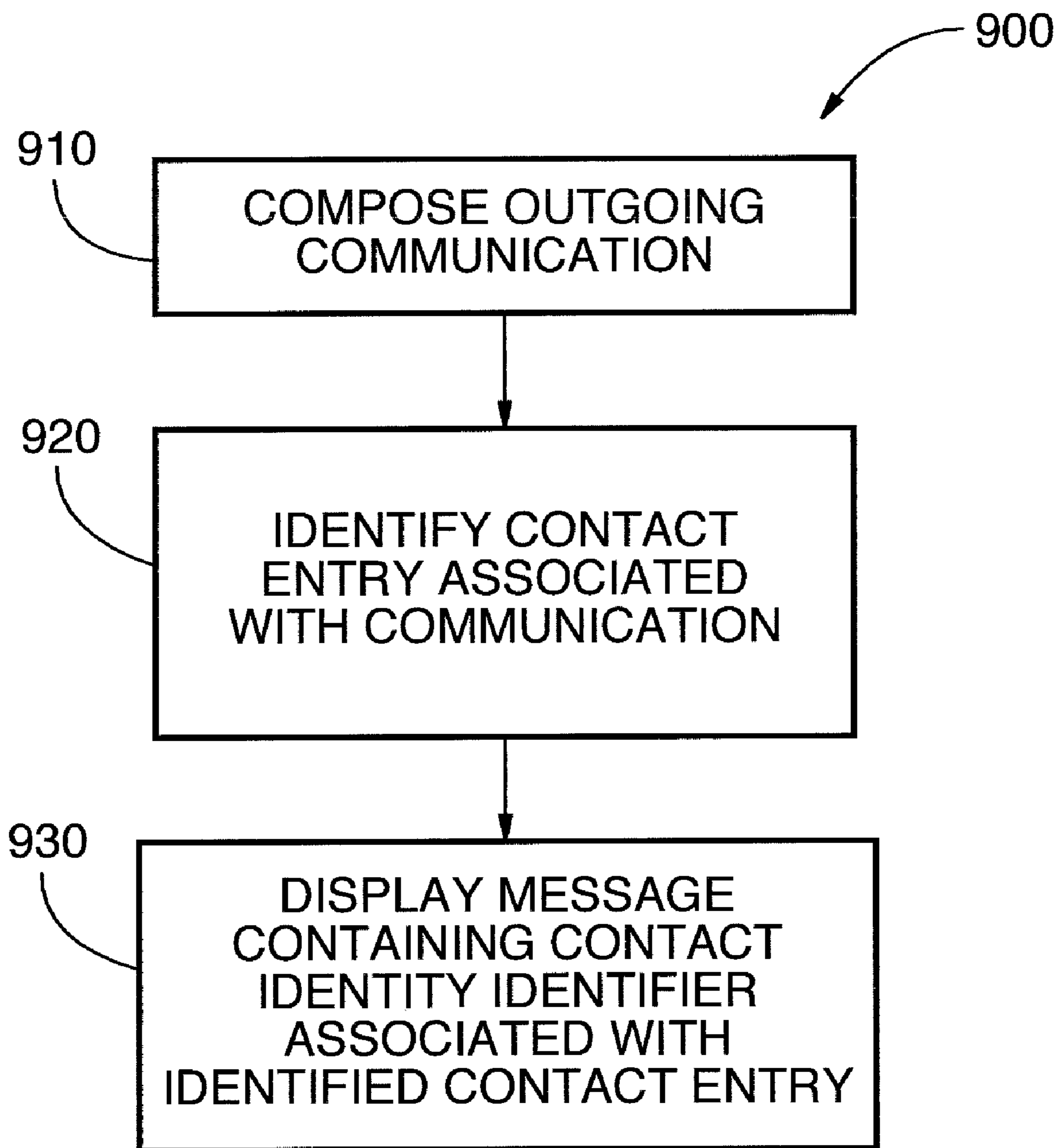


FIG.9

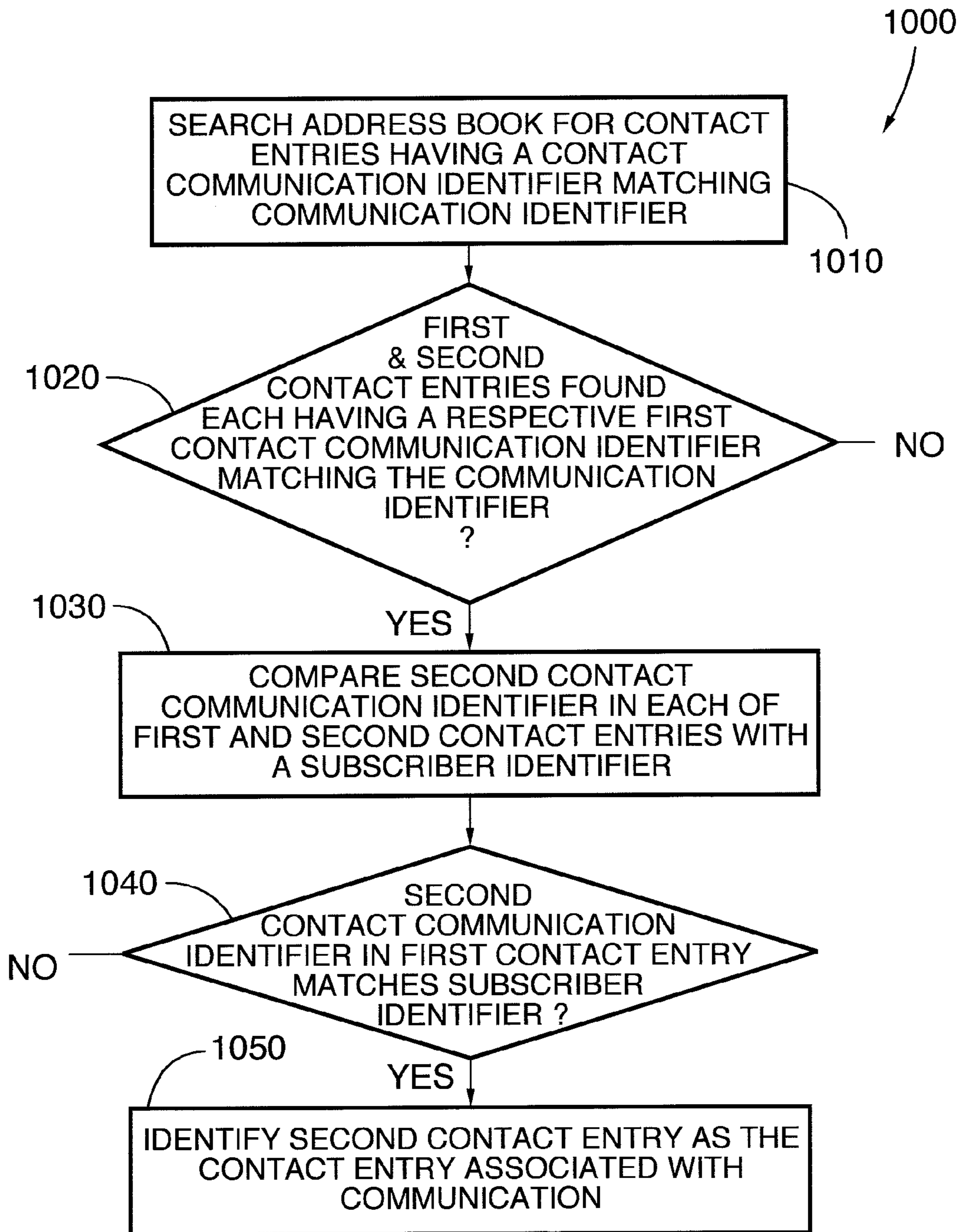


FIG.10

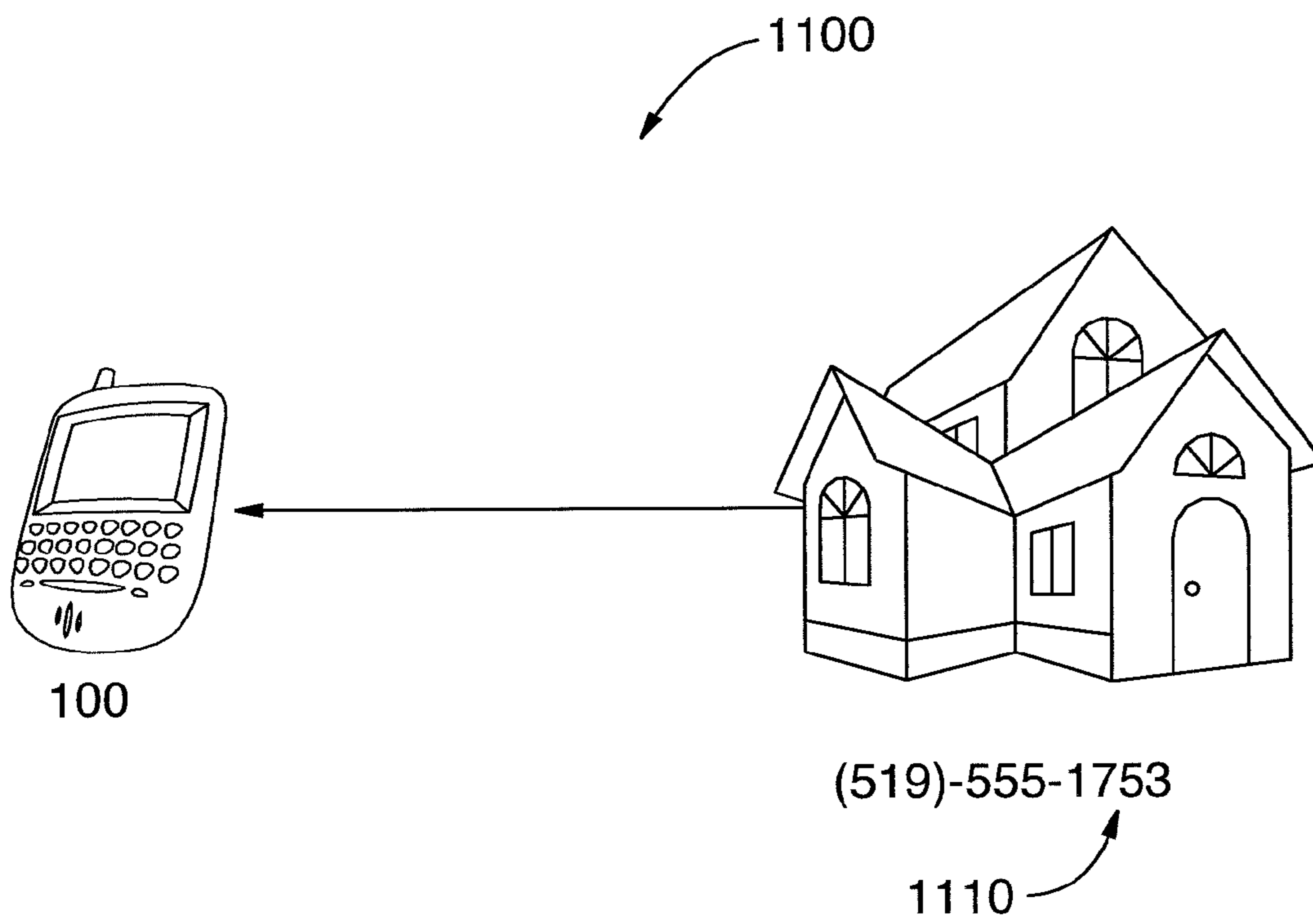


FIG. 11

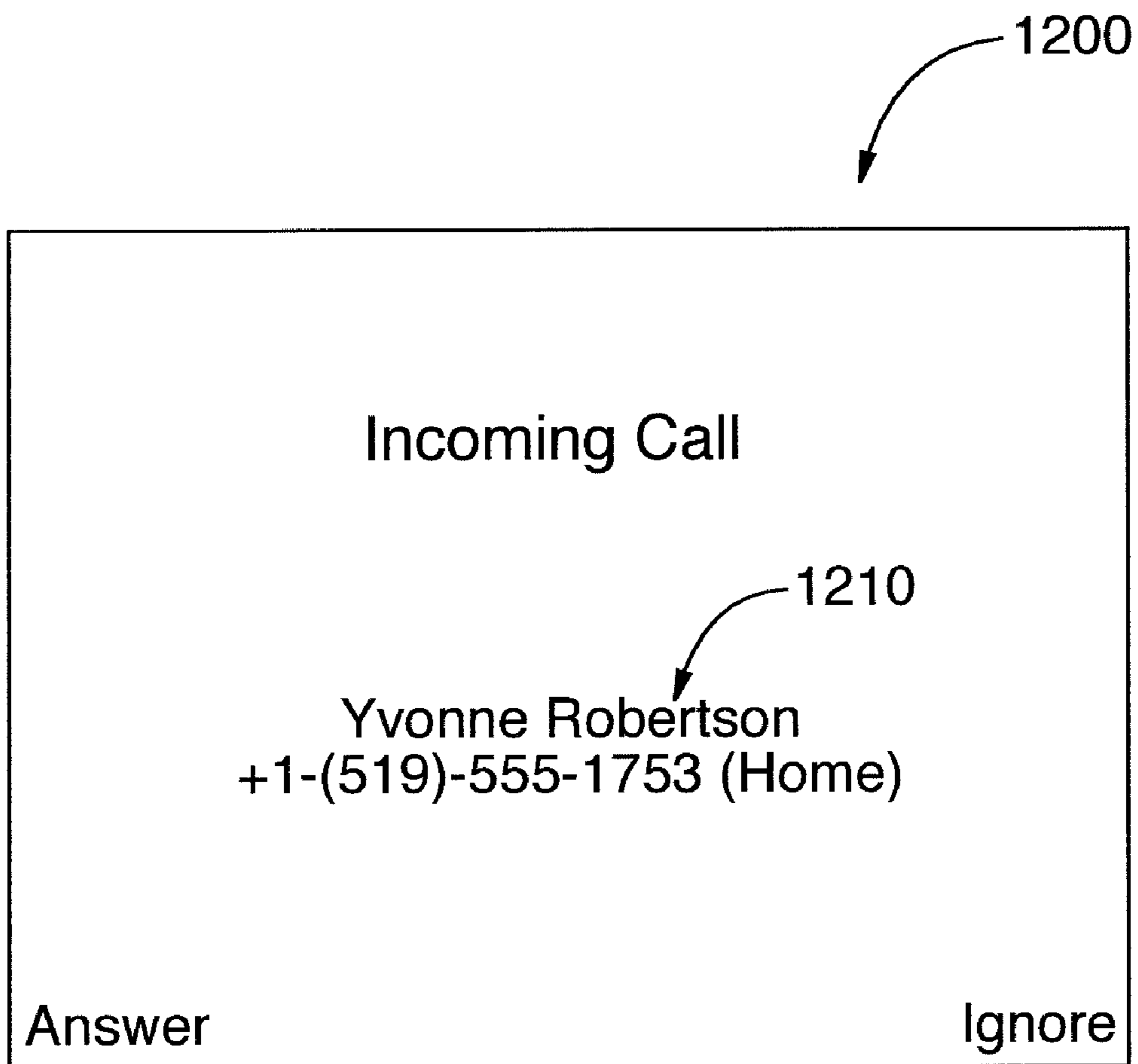


FIG.12

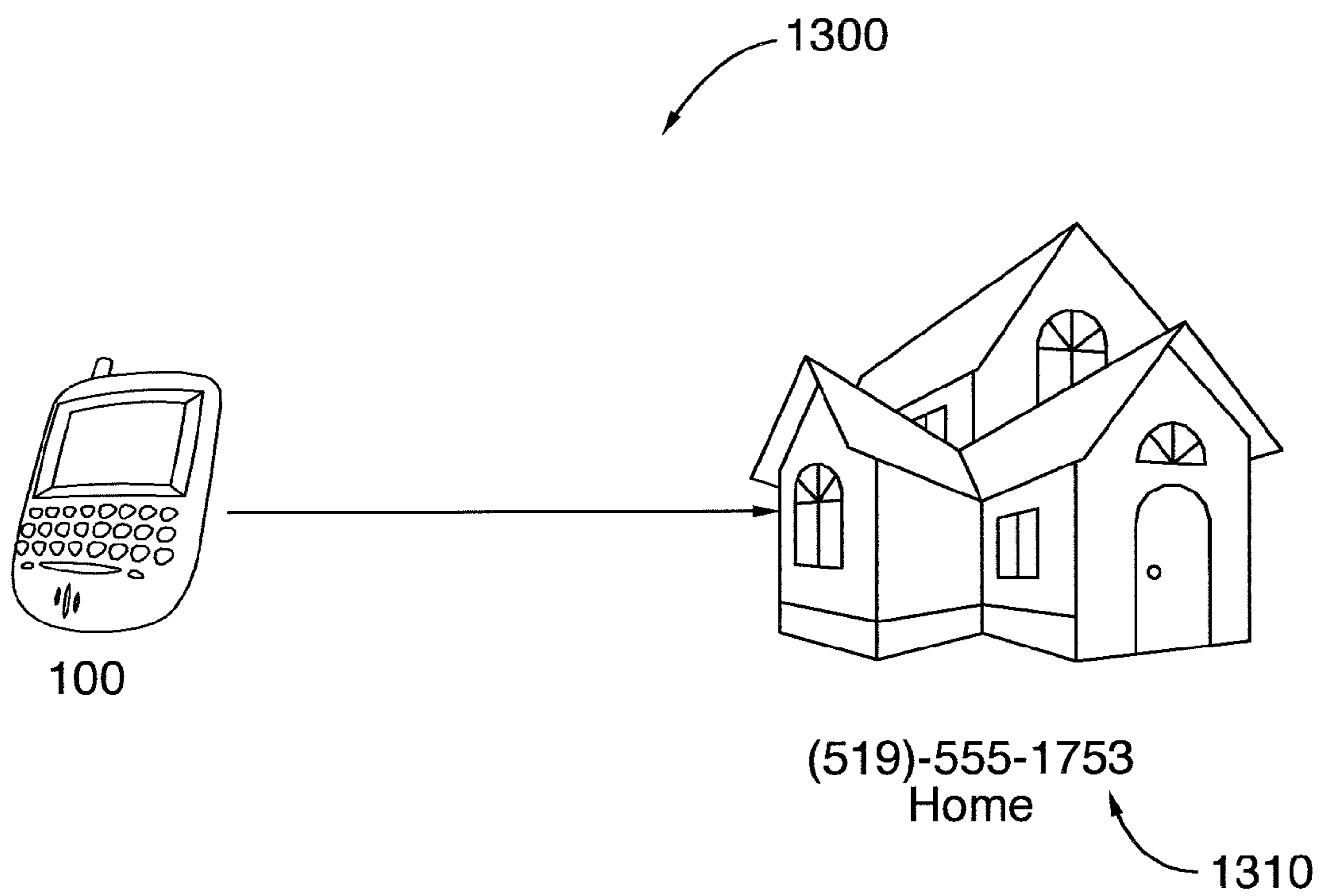


FIG.13

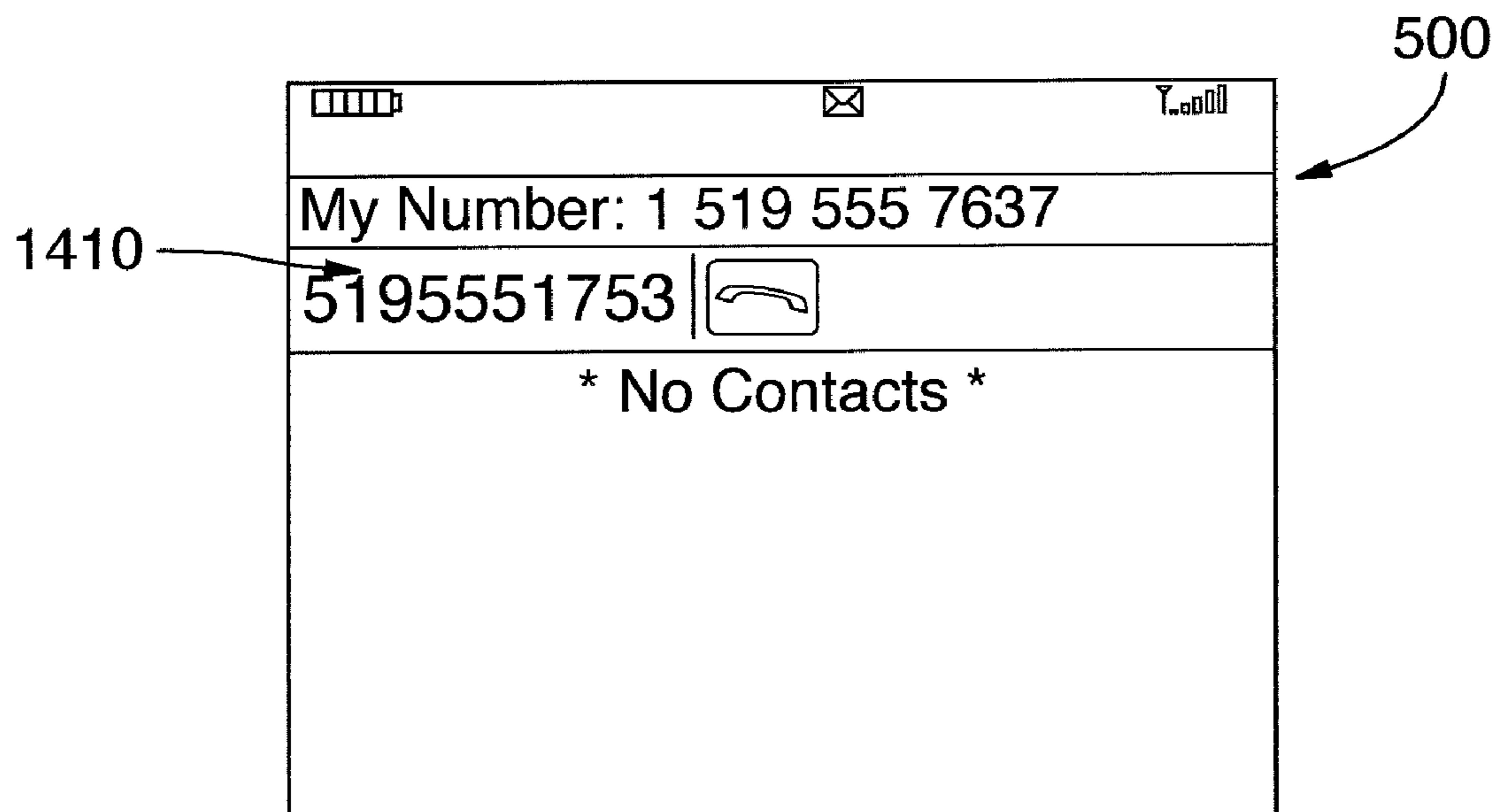


FIG. 14

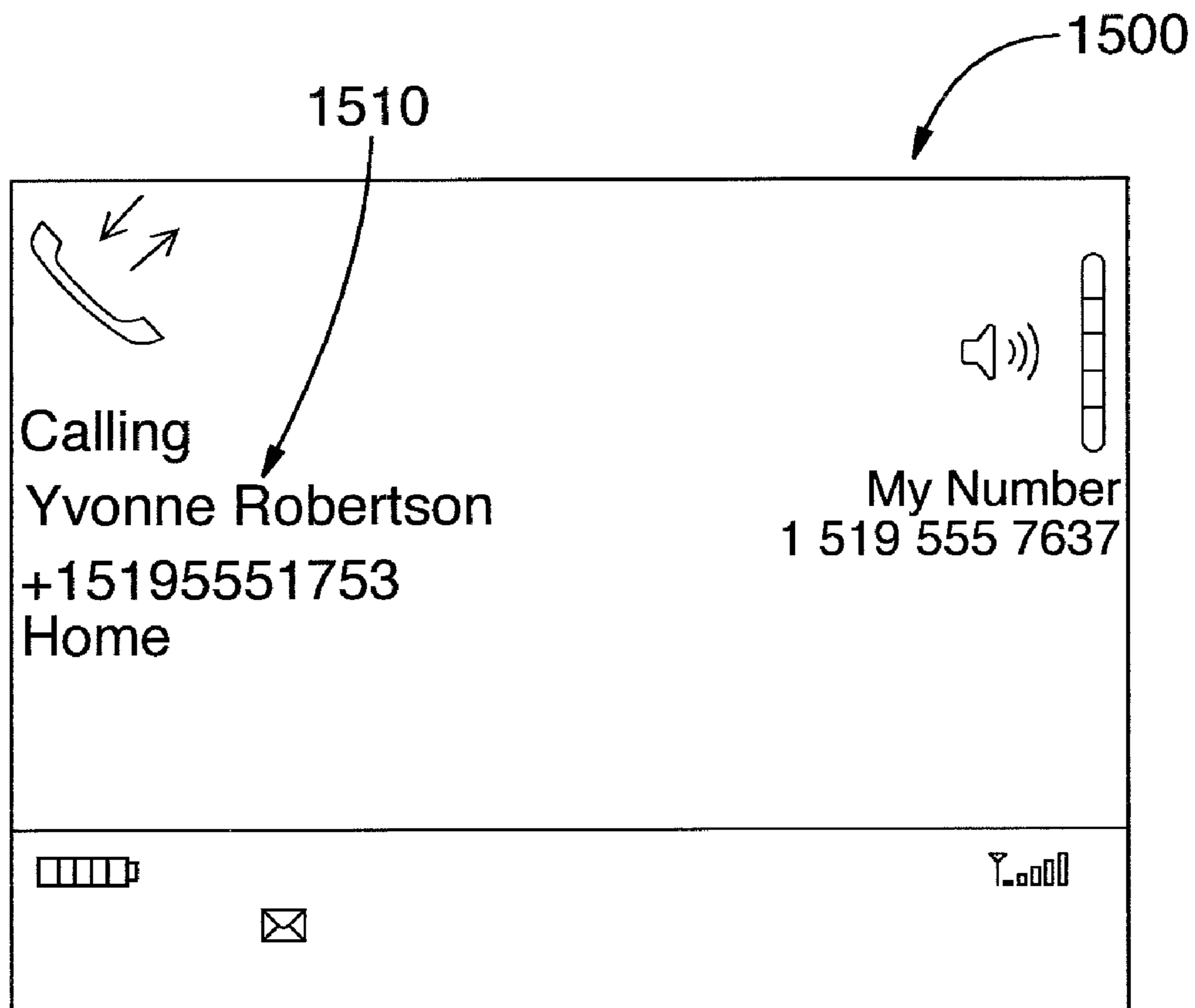


FIG. 15

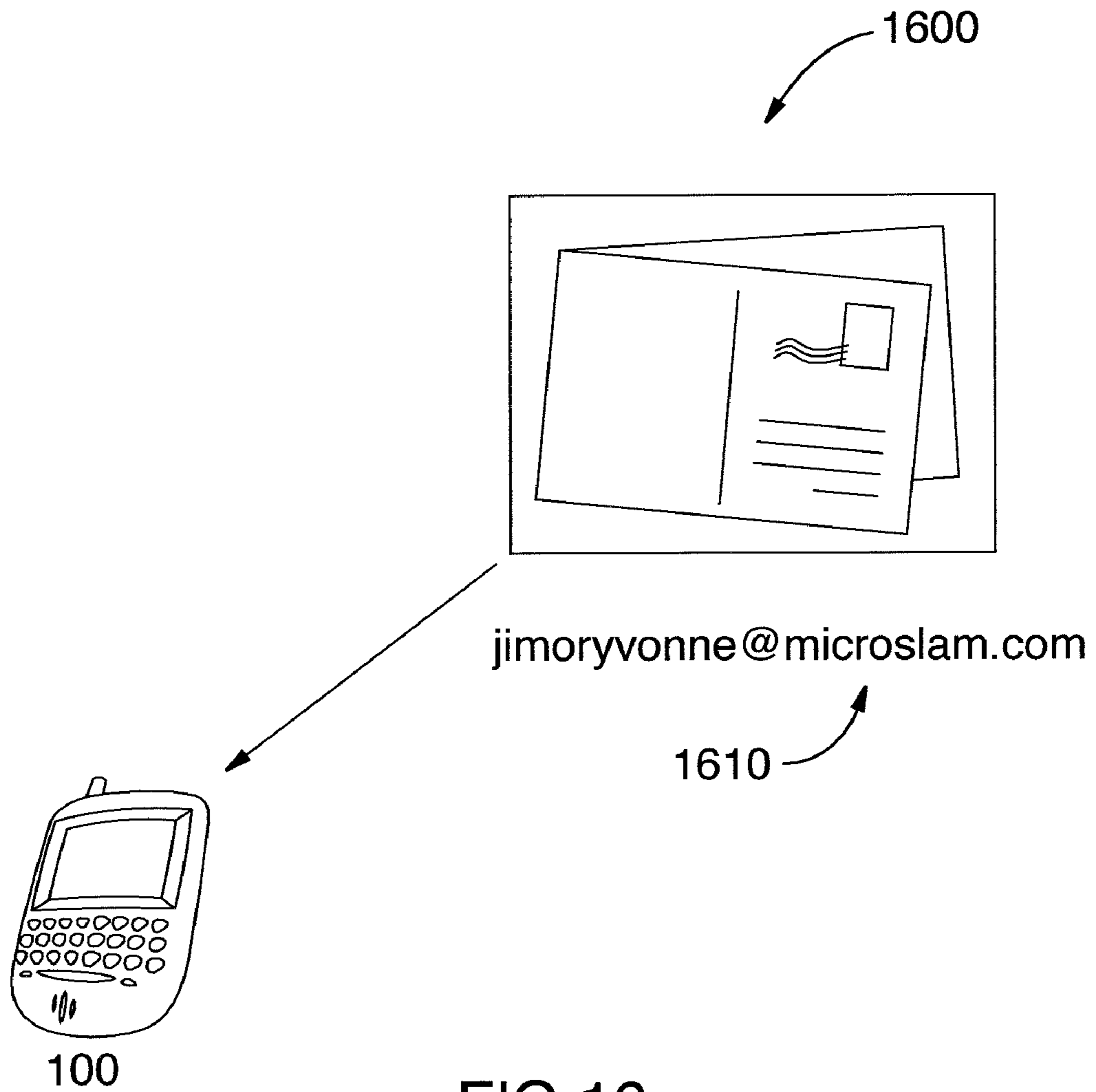


FIG.16

The diagram shows a rectangular interface for displaying a list of emails. At the top, there is a header bar containing a battery icon on the left, a mail icon in the center, and a search icon on the right. Below the header is a list of email entries. The first entry, 'Yvonne Robertson Test message', is highlighted in black. Other entries include 'Bob Barker RE: Spreadsheet...', 'donotreply Welcome to Bla...', 'George Bush RE: PRIVILEGED...', 'George Bush RE: PRIVILEGED...', 'Jeff Lee RE: IP review logs', 'Jeff Lee IP review logs', 'General Managing your p...', and 'George Bush RE: PRIVILEGED...'. Callout 1700 points to the top header bar, callout 1710 points to the right side of the list, and callout 1720 points to the first highlighted row.

1700	
1720	
✉ Yvonne Robertson	Test message
✉ Bob Barker	RE: Spreadsheet...
✉ donotreply	Welcome to Bla...
✓ George Bush	RE: PRIVILEGED...
✉ George Bush	RE: PRIVILEGED...
✓ Jeff Lee	RE: IP review logs
✉ Jeff Lee	IP review logs
✉ General	Managing your p...
✓ George Bush	RE: PRIVILEGED...

1710

FIG.17

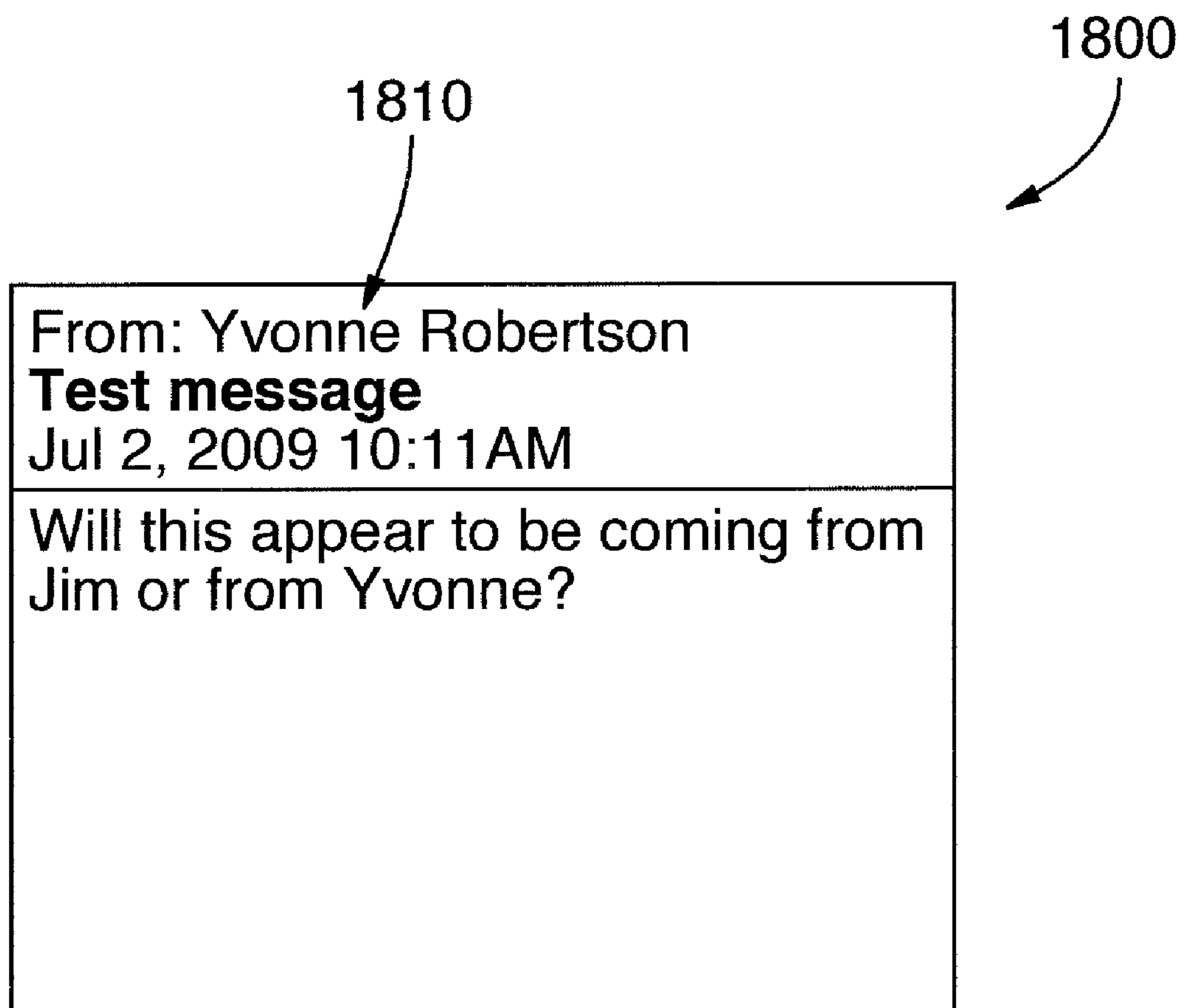


FIG. 18

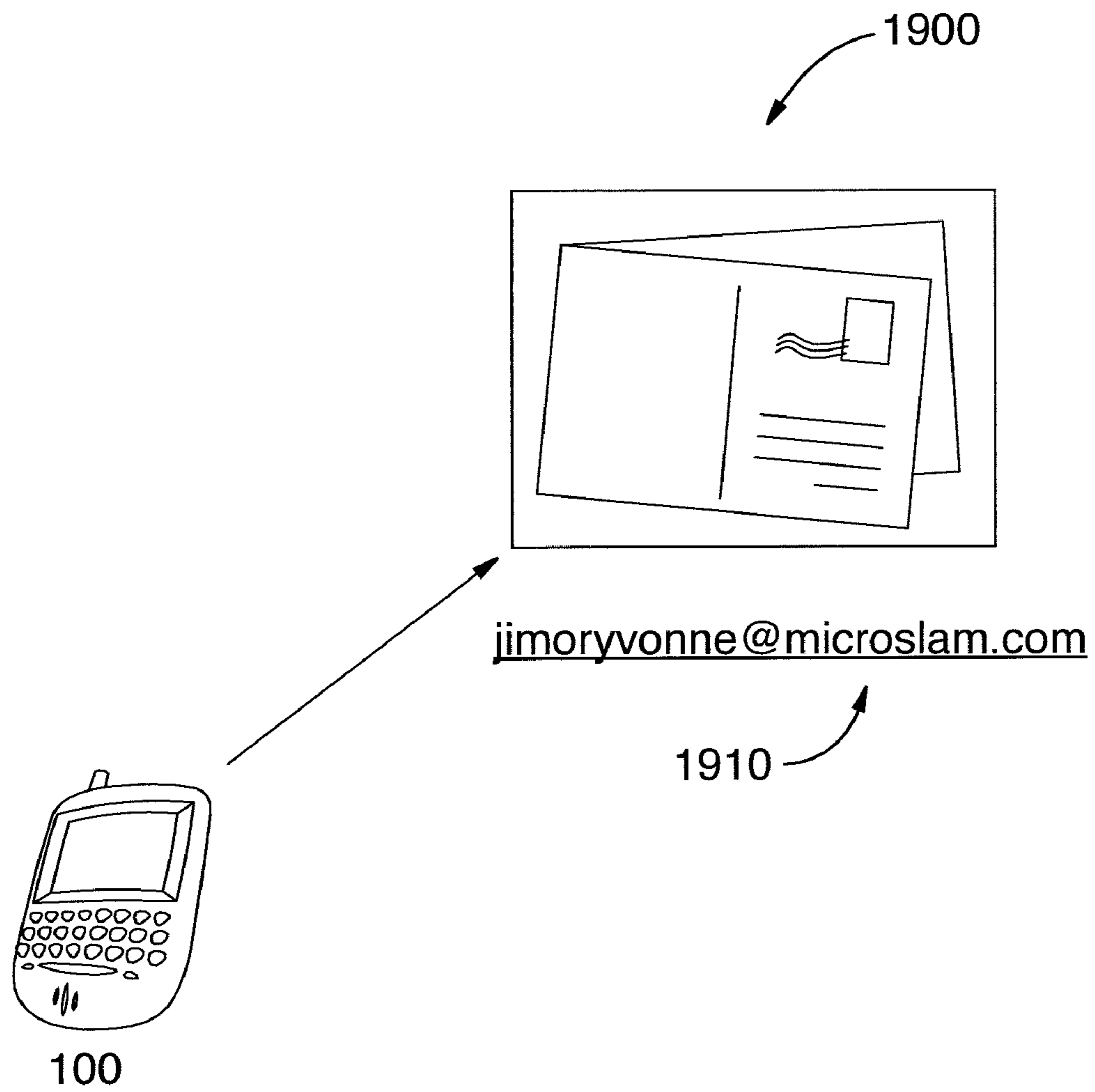


FIG.19

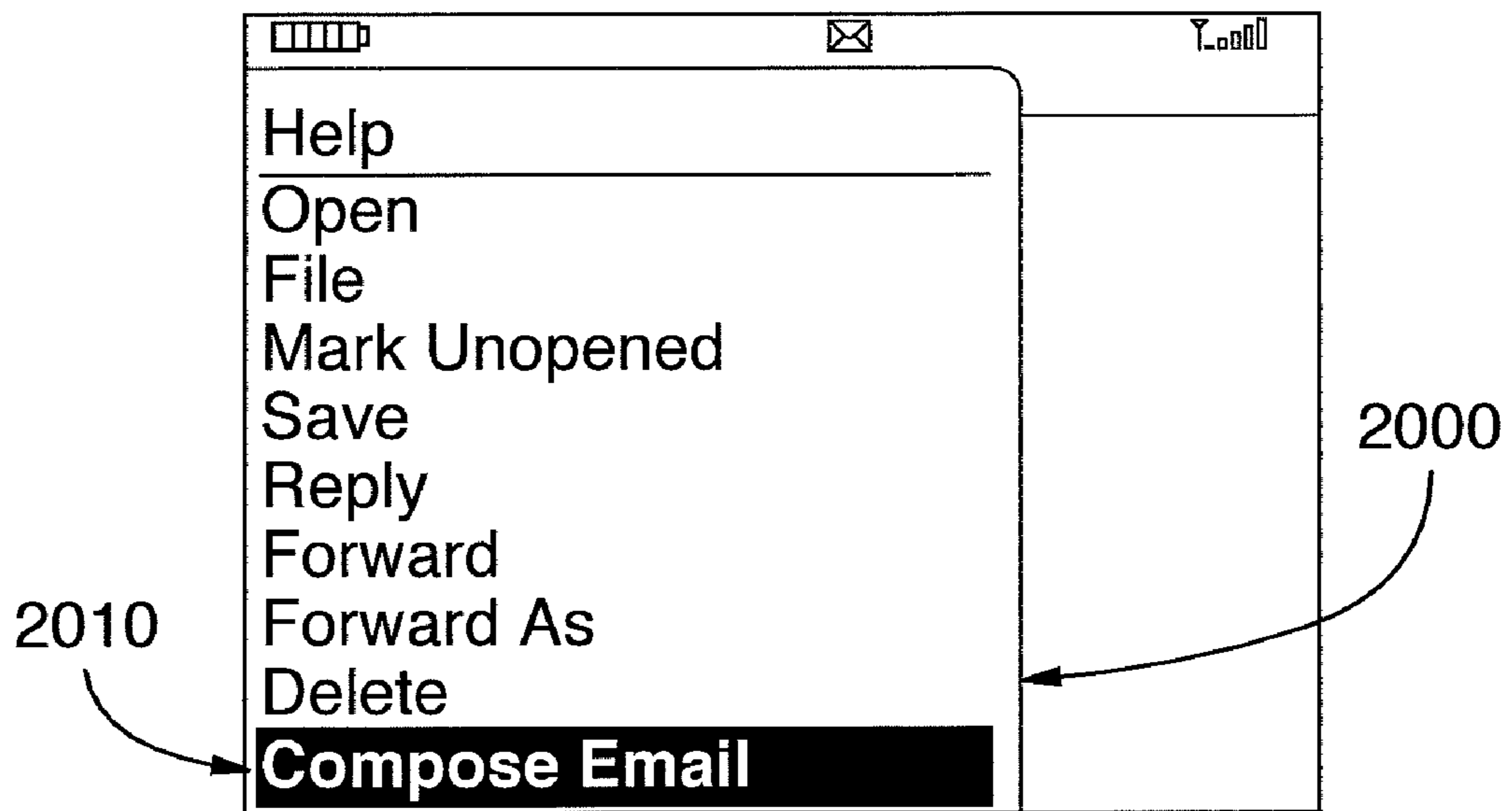


FIG.20

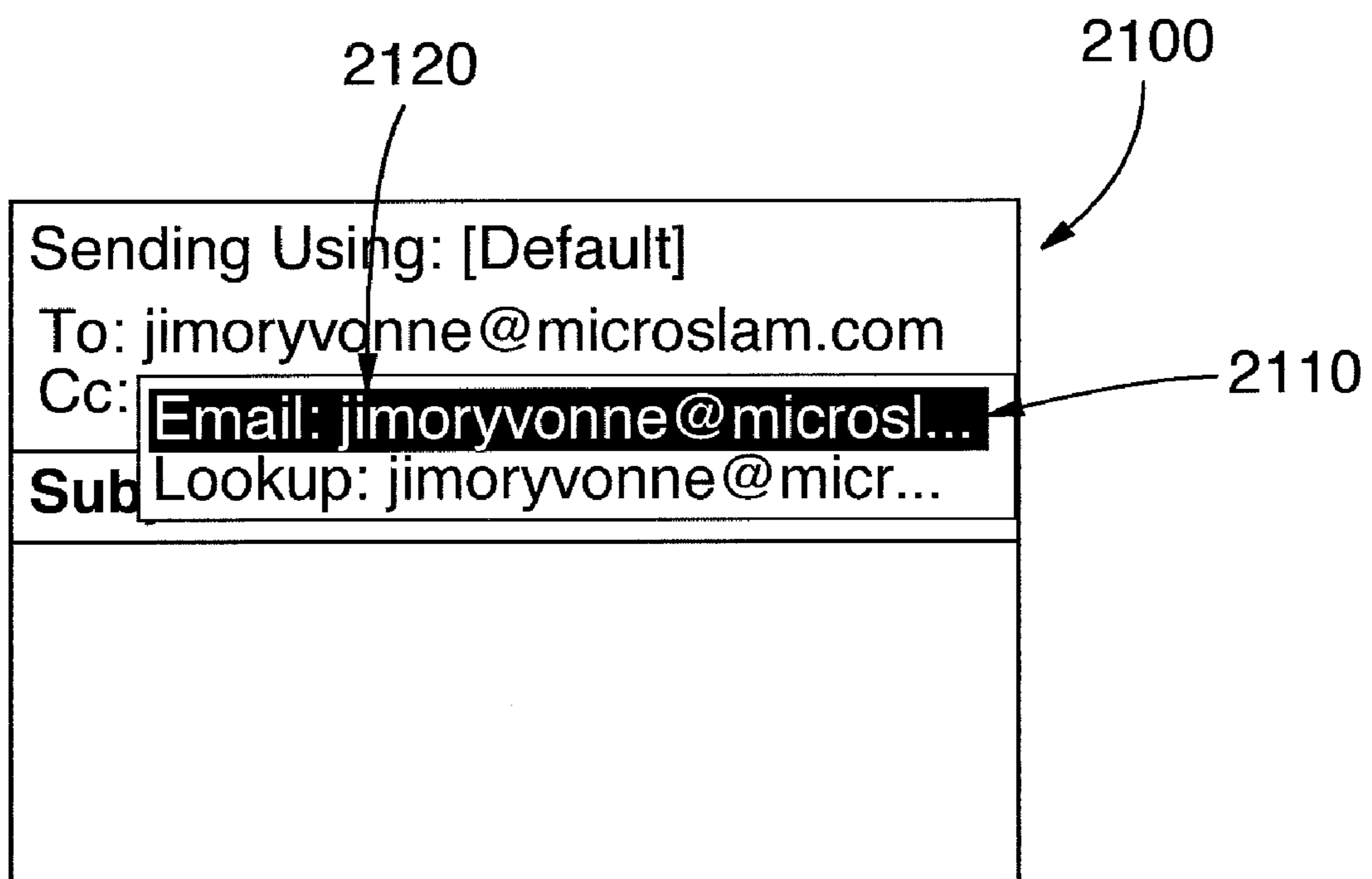


FIG.21

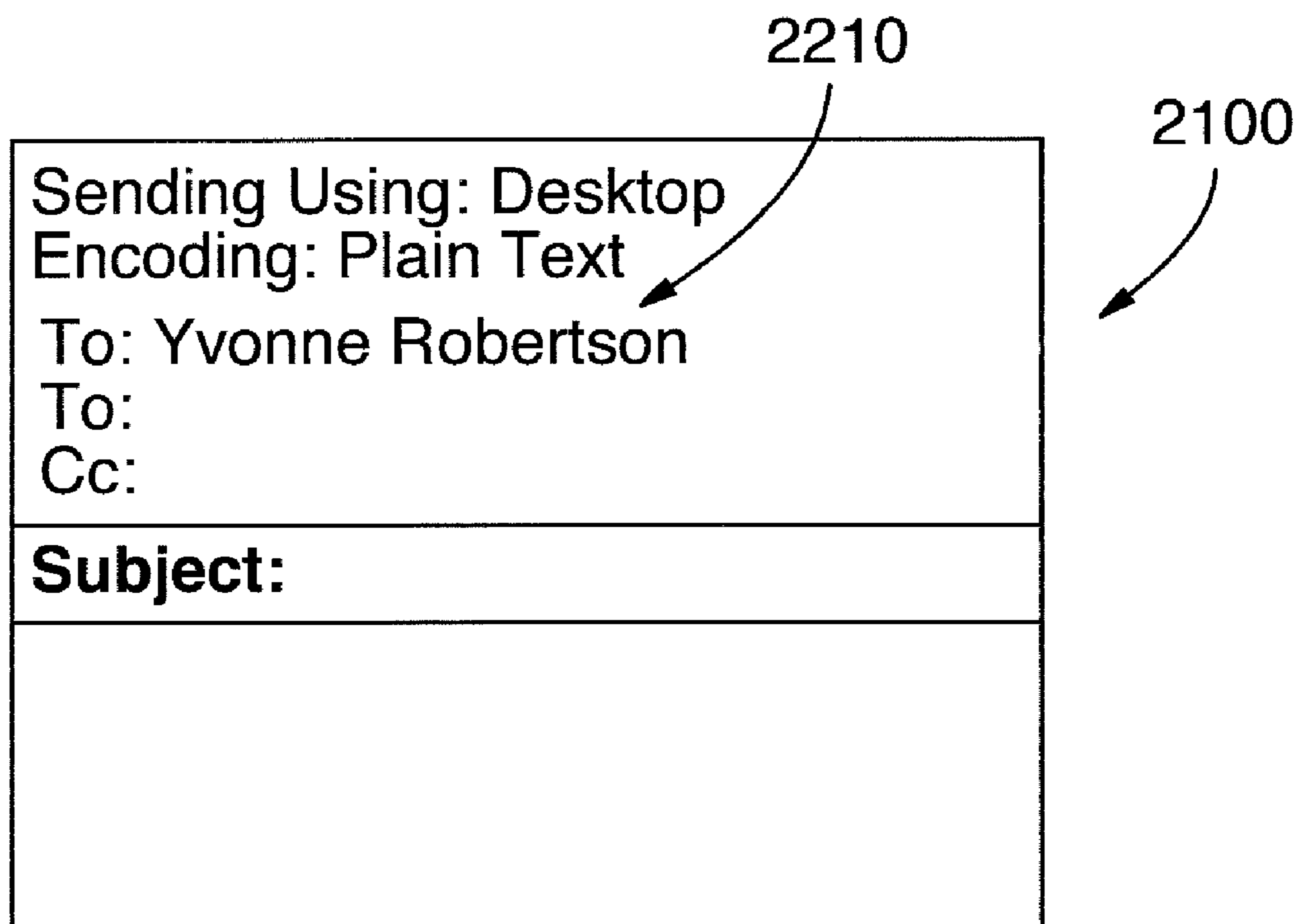


FIG.22

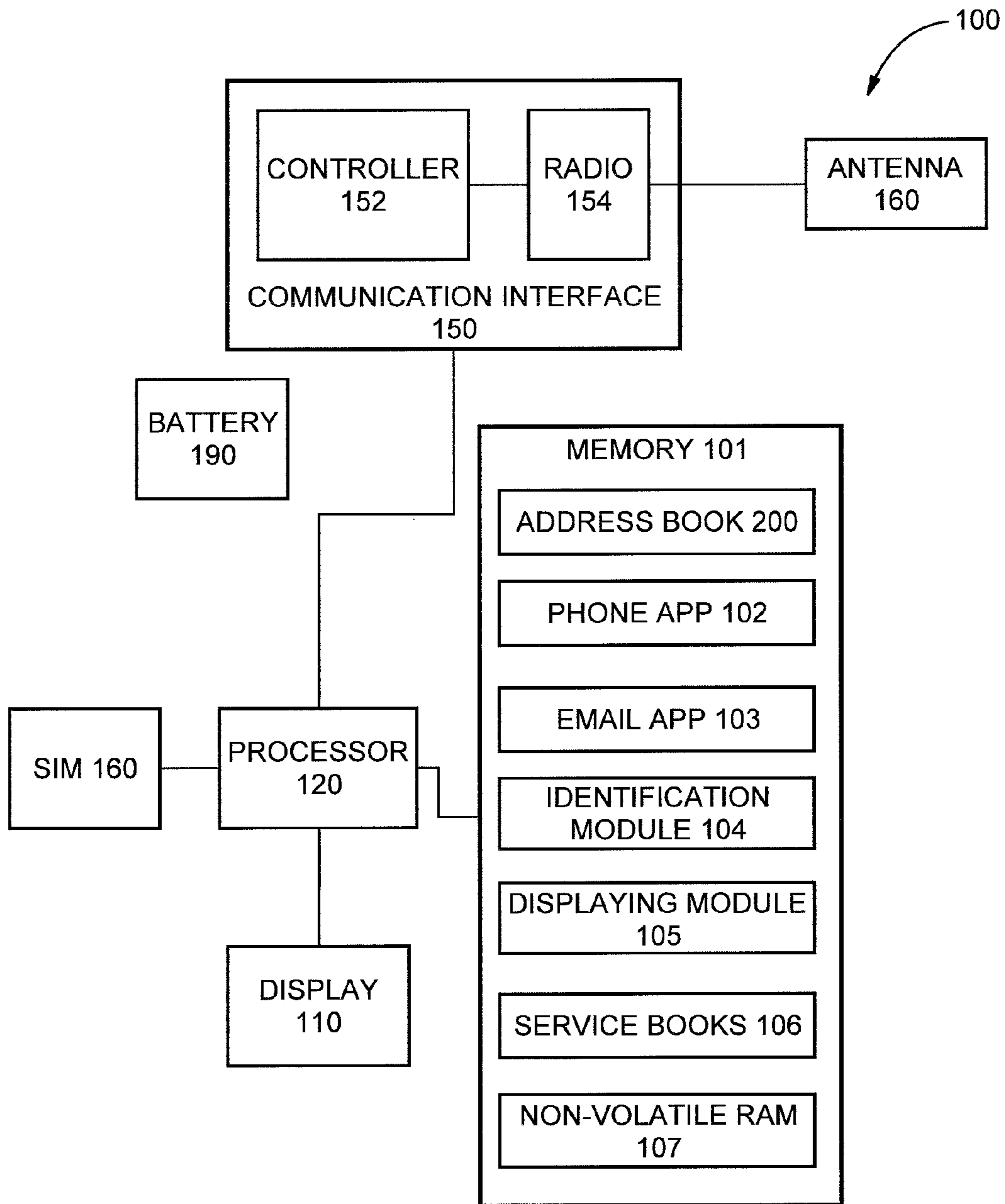


FIG.23

1**SYSTEM AND METHOD FOR IDENTIFYING
A CONTACT ASSOCIATED WITH AN
ELECTRONIC COMMUNICATION****CROSS-REFERENCE TO RELATED
APPLICATIONS**

The present application is a continuation of U.S. patent application Ser. No. 12/713,200 filed Feb. 26, 2010, which is owned in common herewith.

TECHNICAL FIELD

The present disclosure relates generally to electronic communications, and more particularly to a system and method for identifying a contact associated with an electronic communication.

BACKGROUND

Electronic communications devices, hereinafter referred to as “communications devices”, such as cellular phones, personal digital assistants, or laptop computers are increasingly becoming popular.

Conventionally, when an incoming electronic communication, hereinafter referred to as “incoming communication”, such as phone call, or an e-mail message arrives at a communications device, it is often desirable to identify, to the subscriber of the device, the initiator of such incoming communication. Similarly, when an outgoing electronic communication, hereinafter referred to as “outgoing communication”, is initiated at a communications device, it is often desirable to identify the recipient of the outgoing communication.

A situation can arise when two possibilities exist for an initiator or a recipient of a communication.

BRIEF DESCRIPTION OF THE DRAWINGS

Reference will now be made to the drawings, which show by way of example, implementations of the present disclosure, in which like reference numerals refer to like elements, and in which:

FIG. 1 is an illustration of an exemplary communications device;

FIG. 2 is an illustration of an exemplary electronic address book having a plurality of contact entries, operable on the communications device of FIG. 1;

FIG. 3 is a detailed illustration of an exemplary contact entry containing contact information corresponding to the subscriber of the communications device of FIG. 1;

FIG. 4 is a detailed illustration of an exemplary contact entry containing contact information corresponding to the spouse of the subscriber of the communications device of FIG. 1;

FIG. 5A is an illustration of an exemplary phone application screen displayable on the communications device of FIG. 1;

FIG. 5B is an illustration of an exemplary Subscriber Identity Module (SIM) information screen displayable on the communications device of FIG. 1;

FIG. 6 is an illustration of an exemplary service book screen showing the various communications services supported by the communications device of FIG. 1;

FIG. 7 is an illustration of a personal identification number (PIN) information screen displayable on the communications device of FIG. 1;

2

FIG. 8 is a high-level flow chart of a method for identifying a contact entry associated with an incoming communication;

FIG. 9 is a high-level flow chart of a method for identifying a contact entry associated with an outgoing communication;

FIG. 10 is a detailed flow chart of a method for identifying a contact entry associated with a communication in accordance with an implementation of the present disclosure;

FIG. 11 is an illustration of an incoming phone call from the home phone of the subscriber of the communications device of FIG. 1 to the communications device of FIG. 1;

FIG. 12 is an illustration of an exemplary caller identification screen that is displayed when the incoming phone call of FIG. 11 arrives at the communications device of FIG. 1, in accordance with an implementation of the present disclosure;

FIG. 13 is an illustration of an outgoing phone call from the communications device of FIG. 1, to the communications device subscriber’s home phone number;

FIG. 14 is an illustration of the subscriber’s home phone number being dialed using the exemplary phone application screen of FIG. 5A;

FIG. 15 is an illustration of an exemplary call recipient identification screen that is displayed at the communications device of FIG. 1 when the outgoing call of FIG. 13 is placed from the communications device, in accordance with an implementation of the present disclosure;

FIG. 16 is an illustration of an incoming e-mail message from an e-mail address shared between the communications device’s subscriber whose contact entry is in FIG. 3 and the communications device subscriber’s spouse whose contact entry is in FIG. 4, the message arriving at the communications device of FIG. 1;

FIG. 17 is an illustration of an exemplary e-mail message list screen that can be displayed when the e-mail message of FIG. 16 arrives at the communications device of FIG. 1, in accordance with yet another implementation of the present disclosure;

FIG. 18 is an illustration of an exemplary e-mail message preview screen that can be displayed when the e-mail message of FIG. 16 is opened for preview at the communications device of FIG. 1, in accordance with an implementation of the present disclosure;

FIG. 19 is an illustration of an exemplary outgoing e-mail message originating from the communications device of FIG. 1 to an e-mail address shared between the communications device’s subscriber whose contact entry is in FIG. 3 and the communications device subscriber’s spouse whose contact entry is in FIG. 4;

FIG. 20 is an illustration of an exemplary e-mail application menu including an e-mail compose menu item, the menu displayable on the communications device of FIG. 1;

FIG. 21 is an illustration of an exemplary e-mail compose screen on the communications device of FIG. 1 wherein an e-mail address shared between the communications device subscriber and the communications device subscriber’s spouse, is entered as the destination of an e-mail message being composed at the communications device of FIG. 1;

FIG. 22 is an illustration of the e-mail compose screen of FIG. 21 wherein the e-mail address entered has been replaced with the corresponding contact name, in accordance with an implementation of the present disclosure; and

FIG. 23 is a block diagram illustration of the components of the communications device of FIG. 1.

DETAILED DESCRIPTION

In one aspect of the present disclosure there is provided a method for execution at a communications device, the

3

method comprising: searching an address book for a first contact entry and a second contact entry, the address book having a plurality of contact entries, each contact entry storing a contact identity identifier and at least two contact communication identifiers, each of the first and second contact entries having a respective first contact communication identifier matching a predetermined communication identifier associated with an electronic communication; in response to finding the first and second contact entries, comparing a second contact communication identifier in each of the first and second contact entries with a subscriber identifier associated with the communications device; and identifying the second contact entry as the contact entry associated with the electronic communication in response to a match of the second contact communication identifier in the first contact entry to the subscriber identifier.

In another aspect of the present disclosure there is provided a computer program product comprising a non-transitory computer-readable medium storing computer-readable instructions which, when executed, direct a communications device to search an address book for a first contact entry and a second contact entry, the address book having a plurality of contact entries, each contact entry storing a contact identity identifier and at least two contact communication identifiers, each of the first and second contact entries having a respective first contact communication identifier matching a predetermined communication identifier associated with an electronic communication; in response to finding the first and second contact entries, compare a second contact communication identifier in each of the first and second contact entries with the subscriber identifier; and identify the second contact entry as the contact entry associated with the electronic communication in response to a match of the second contact communication identifier in the first contact entry to the subscriber identifier.

In yet another aspect of the present disclosure there is provided an electronic communications device comprising: a processor; a memory connected to the processor, for storing at least one address book having a plurality of contact entries, each contact entry storing a contact identity identifier and at least two contact communication identifiers; and computer-readable instructions, stored in the memory and executable on the processor, for an identification software module, the identification module operable for: searching the address book for a first contact entry and a second contact entry, each of the first and second contact entries having a respective first contact communication identifier matching a predetermined communication identifier associated with an electronic communication; in response to finding the first and second contact entries, comparing a second contact communication identifier in each of the first and second contact entries with a subscriber identifier associated with the electronic communications device; and identifying the second contact entry as the contact entry associated with the electronic communication in response to a match of the second contact communication identifier in the first contact entry to the subscriber identifier.

In another aspect of the present disclosure there is provided a method for identifying a contact entry associated with an electronic communication. The method comprises: searching an address book for first and second contact entries, the address book having at least two contact entries, each contact entry storing a contact name identifier and one or more contact communication identifiers, each of the first and second contact entries having a contact communication identifier matching a communication identifier associated with an electronic communication and at least one of the first and second

4

contact entries having at least two contact communication identifiers. In response to finding the first and second contact entries, comparing an additional contact communication identifier in one or both of the first and second contact entries with a subscriber identifier associated with a communications device. In response to a match of the additional contact communication identifier in one of the first and second contact entries to the subscriber identifier, identifying the non-matching contact entry as the contact entry associated with the electronic communication and announcing the contact entry associated with the electronic communication.

In another aspect of the present disclosure there is provided a computer program product comprising a non-transitory computer-readable medium storing computer-readable instructions which, when executed, direct a communications device to: search an address book for first and second contact entries, the address book having at least two contact entries, each contact entry storing a contact name identifier and one or more contact communication identifiers, each of the first and second contact entries having a contact communication identifier matching a communication identifier associated with an electronic communication and at least one of the first and second contact entries having at least two contact communication identifiers. In response to finding the first and second contact entries, compare an additional contact communication identifier in one or both of the first and second contact entries with a subscriber identifier associated with the communications device. In response to a match of the additional contact communication identifier in one of the first and second contact entries to the subscriber identifier, identify the non-matching contact entry as the contact entry associated with the electronic communication and announce the contact entry associated with the electronic communication.

In another aspect of the present disclosure there is provided an electronic communications device, comprising: a processor; a memory connected to the processor; and computer-readable instructions, stored in the memory and executable on the processor, for an identification software module. The identification module is operable for searching an address book for first and second contact entries, the address book having at least two contact entries, each contact entry storing a contact name identifier and one or more contact communication identifiers, each of the first and second contact entries having a contact communication identifier matching a communication identifier associated with an electronic communication and at least one of the first and second contact entries having at least two contact communication identifiers; in response to finding the first and second contact entries, comparing an additional contact communication identifier in one or both of the first and second contact entries with a subscriber identifier associated with the electronic communications device; in response to a match of the additional contact communication identifier in one of the first and second contact entries to the subscriber identifier, identifying the non-matching contact entry as the contact entry associated with the electronic communication; and announcing the contact entry associated with the electronic communication.

Communications devices, such as cellular phones, personal digital assistants, or laptop computers are increasingly becoming popular. Communications devices are typically capable of initiating and receiving voice calls, as well as sending and receiving electronic messages such as e-mail, short messaging service (SMS), instant messaging, and the like. As an example, FIG. 1 is an illustration of an exemplary communications device 100. Communications device 100 has a screen 110 for displaying information, a keypad 120 for entering information such as composing e-mail messages,

5

and a pointing device **130** such as a trackball for navigating through items on screen **110**. Device **100** can also have a button **140** for initiating a phone application (not shown), and a button **150** for terminating phone calls.

A communications device typically has an electronic address book associated with it. The address book contains a plurality of contact entries suitable for storing contact information, for the communications device's subscriber as well for his or her contacts such as friends, family, or acquaintances. As an example, FIG. **2** is an illustration of an exemplary electronic address book **200** having a plurality of contact entries **210**, operable on communications device **100** of FIG. **1**. Among the plurality of entries **210**, address book **200** has a contact entry **220** for the subscriber of the device, marked with an asterisk, and a contact entry **230** for the subscriber's spouse.

Each contact entry includes identifiers associated with the corresponding contact. Some of the identifiers are contact identity identifiers such as a name, while other identifiers are contact communication identifiers such as a phone number, an e-mail address, or a personal identification number (PIN) associated with the contact. As an example, FIG. **3** is a detailed illustration of contact entry **220** from FIG. **2**. Contact entry **220** contains contact information corresponding to the subscriber of the communications device **100** of FIG. **1**. Specifically, entry **220** contains a contact identity identifier **305** showing the subscriber's name, and contact communication identifiers **310**, **320**, **330**, **340**, and **350**. Contact communication identifier **310** is the address of an E-mail account shared between the device's subscriber and his spouse. Contact communication identifier **320** is the address of an E-mail account that belongs to the device's subscriber. Contact communication identifier **330** is the home phone number of the device's subscriber and his spouse. Contact communication identifier **340** is the mobile phone number of the device's subscriber. Contact communication identifier **350** is a PIN associated with the device's subscriber.

As another example, FIG. **4** is a detailed illustration of contact entry **230** from FIG. **2**. Contact entry **230** contains contact information corresponding to the spouse of the subscriber of communications device **100** of FIG. **1**. Specifically contact entry **230** contains a contact identity identifier **405** showing the subscriber's spouse's name, and contact communication identifiers **410**, **430**, **440**, and **450**. Contact communication identifier **410** is the address of an E-mail account shared between the device's subscriber and his spouse. Contact communication identifier **430** is the home phone number of the device subscriber's spouse and the device subscriber's. Contact communication identifier **440** is the device subscriber's spouse's mobile phone number. Contact communication identifier **450** is a PIN associated with the device subscriber's spouse.

A communications device has one or more subscriber identifiers associated with it. In some implementations, the subscriber identifier is a phone number, an e-mail address, or a PIN. A phone number can be stored on a subscriber identity module (SIM) or on other means on the communications device, such as non-volatile random access memory (NVRAM). As an example, FIG. **5A** is an illustration of an exemplary phone app (application) screen **500** displayable on the communications device **100** of FIG. **1**. Screen **500** includes field **510** displaying telephone number **520** associated with communications device **100**. As another example, FIG. **5B** is an illustration of an exemplary Subscriber Identity Module (SIM) information screen **550** displayable on the communications device **100** of FIG. **1**. Information screen

6

550 contains field **560** displaying telephone number **580** associated with communications device **100** and stored on a SIM associated with device **100**.

In an exemplary implementation, a subscriber identifier associated with a communications device is an e-mail address. As an example, FIG. **6** is an illustration of an exemplary service book screen **600** showing the various communications services supported by the communications device **100** of FIG. **1**. Screen **600** contains a field **610** displaying e-mail address **620** provisioned for use by the subscriber of communications device **100**.

In another exemplary implementation, a subscriber identifier associated with a communications device is a personal identification number (PIN). In some implementations, the PIN is stored in NVRAM or on other non-volatile means on communications device **100**. As an example, FIG. **7** is an illustration of a personal identification number (PIN) information screen **700** displayable on the communications device **100** of FIG. **1**. Screen **700** contains field **710** displaying PIN **720** associated with device **100**.

When an incoming communication such as a voice call, or an e-mail message, arrives at a communications device, the incoming communication includes a predetermined communication identifier, such as a phone number or an e-mail address. Upon receiving the incoming communication, an identification module **104** in FIG. **23** associated with the communications device identifies the contact entry associated with the incoming communication as will be described below.

FIG. **8** is a high-level flow chart of a method **800** for identifying a contact entry associated with an incoming communication. Method **800** starts with block **810** at which an incoming communication is received at a communications device such as communications device **100**. At block **820** a contact entry associated with the initiator of the incoming communication is identified. At block **830** a message is displayed containing the contact identity identifier of the contact entry determined in block **820**.

As an example of an incoming communication received in block **810**, FIG. **11** is an illustration of an incoming phone call from the home phone **1110** of the subscriber of the communications device **100** to the communications device **100**. As another example of an incoming communication received in block **810**, FIG. **16** is an illustration of an incoming e-mail message **1600** from an e-mail address **1610** shared between communications device **100**'s subscriber whose contact entry is **220** in FIG. **3** and the communications device **100** subscriber's spouse whose contact entry is **230** in FIG. **4**, the message arriving at the communications device **100**.

In block **830**, the contact's identity is announced, for example by displaying the contact's identity identifier on a display **110** associated with communications device **100**. In some implementations, displaying the contact's identity identifier is carried out by a displaying module **105** in FIG. **23**. As an example of the message displayed in block **830**, FIG. **12** is an illustration of an exemplary caller identification screen **1200** that is displayed when the incoming phone call **1100** of FIG. **11** arrives at communications device **100**. Contact identity identifier **1210** is displayed to show the contact associated with the incoming phone call. As another example of the message displayed in block **830**, FIG. **17** is an illustration of an exemplary e-mail message list screen **1700** that is displayed when the e-mail message of FIG. **16** arrives at the communications device **100**. Message list screen **1700** comprises a plurality of message list entries each indicating a sender of a message and a subject line associated with the message. E-mail message **1600** from FIG. **16** is shown in

entry **1710** wherein the contact identity identifier **1720** of the subscriber's spouse is displayed. Similarly, FIG. **18** is an illustration of an exemplary e-mail message preview screen **1800** that can be displayed when the e-mail message of FIG. **16** is opened for preview at the communications device. Preview screen **1800** includes contact identify identifier **1810** indicating that the sender of the e-mail message **1600** is the device subscriber's spouse.

When an outgoing communication is initiated from the communications device, the outgoing communication specifies a predetermined communication identifier such as a phone number or an e-mail address as the destination of the outgoing communication, in which case, the identification module **104** in FIG. **23** identifies the contact entry for the contact receiving the outgoing communication.

FIG. **9** is a high-level flow chart of a method **900** for identifying a contact entry associated with an outgoing communication. Method **900** starts with block **910** at which an outgoing communication is composed at a communications device such as communications device **100**. At block **920** a contact entry associated with the recipient of the outgoing communication is identified in a manner that will be outlined below. At block **930** a message is displayed containing the contact identity identifier of the contact entry determined in block **920**.

As an example of an outgoing communication composed in block **910**, FIG. **13** is an illustration of an outgoing phone call **1300** to the home phone **1310** of the subscriber of the communications device **100** being dialed at communications device **100**. FIG. **14** is an illustration of the subscriber's home phone number **1410** being dialed using the exemplary phone application screen of FIG. **5A**.

As another example of an outgoing communication composed in block **910**, FIG. **19** is an illustration of an exemplary outgoing e-mail message **1900** originating from communications device **100** to e-mail address **1910** which is shared between the communications device's subscriber whose contact entry **220** is in FIG. **3** and the communications device subscriber's spouse whose contact entry **230** is in FIG. **4**. Reference is now made to FIG. **20** which is an illustration of an exemplary e-mail application menu **2000** including an e-mail compose menu item **2010**, menu **2000** being displayable on communications device **100**. The composition of outgoing e-mail message **1900** can be initiated by activating e-mail compose menu item **2010**.

Reference is now made to FIG. **21** which is an illustration of an exemplary e-mail compose screen **2100** that can be activated via menu item **2010**. E-mail compose screen **2100** includes an e-mail recipient address field **2110**. As can be seen e-mail address **2120** which is shared between the communications device subscriber and the communications device subscriber's spouse, is entered as the destination of the e-mail message being composed.

At block **930**, the identity of the contact that is the recipient of the communication composed in block **910** is announced. In some implementations, announcing the identity of the contact is carried out by a displaying module **105** in FIG. **23**. The displaying module displays a message containing the contact's identity identifier on a display associated with the communications device, such as display **110**. As an example of the message displayed in block **930**, FIG. **15** is an illustration of an exemplary call recipient identification screen **1500** that is displayed at communications device **100** when the outgoing call of FIG. **13** is placed from communications device **100**, in accordance with an implementation of the present disclosure. Contact identity identifier **1510** is dis-

played on display **110** to show that the contact associated with the outgoing phone call is the device subscriber's spouse.

As another example of the message displayed in block **930**, FIG. **22** is an illustration of the e-mail compose screen **2100** of FIG. **21** wherein the e-mail address entered **2120** has been replaced with contact identify identifier **2210** name, in accordance an implementation of the present disclosure.

Reference is now made to FIG. **10** which is a detailed flow chart of a method **1000** of blocks **820** and **920** for identifying a contact entry associated with a communication in accordance with an implementation of the present disclosure. Consider, for example a communication identified by a predetermined communication identifier. Examples of such communication are: the incoming call **1100** of FIG. **11** identified by predetermined communication identifier **1110** which is the home phone number of both the device's subscriber and his spouse, the outgoing call **1300** of FIG. **13** identified by predetermined communication identifier **1310** which is also the home phone number of both the device's subscriber and his spouse, the incoming e-mail message **1600** of FIG. **16** identified by predetermined communication identifier **1610** which is an e-mail address shared between the device's subscriber and his spouse, or the outgoing e-mail message **1900** identified by predetermined communication identifier **1910** which is also an e-mail address shared between the device's subscriber and his spouse.

At block **1010**, the address book **200** of communications device **100** is searched. In some implementations, the search at block **1010** is performed by an identification module **104** in FIG. **23**, or a search module (not shown). Contact communication identifiers in contact entries **210** of address book **200** are compared with the predetermined communication identifier of the communication such as predetermined communication identifier **1110**, **1310**, **1610**, or **1910**.

At block **1020** a determination is made as to whether two contact entries each having a respective first contact communication identifier matching the predetermined communication identifier are present in the address book. In some implementations, the determination is made by an identification module **104** in FIG. **23**. For example, each of predetermined communication identifier **1110** of phone call **1100** of FIG. **11** and predetermined communication identifier **1310** of phone call **1300** of FIG. **13** matches the contact communication identifier **330** in contact entry **220** and contact communication identifier **430** in contact entry **230**. As another example, each of predetermined communication identifier **1610** of e-mail message **1600** of FIG. **16** and predetermined communication identifier **1910** of e-mail message **1900** of FIG. **19**, matches contact communication identifier **310** in contact entry **220** and contact communication identifier **410** in contact entry **230**. In any of the previous cases method **1000** continues at block **1030**. If there is no match with two contact entries, method **1000** terminates. An alternate method whereby only one contact entry's contact communication identifier is compared with the communication identifier is run (not shown). If there is a match then the contact entry is identified as associated with the communication as is conventionally done.

At block **1030** a second contact communication identifier in each of the two contact entries is compared with the subscriber identifier associated with device **100**. Examples of a second contact communication identifier are: e-mail address **320**, mobile phone number **340**, or PIN **350** in contact entry **220**; and mobile phone number **440**, or PIN **450** in contact entry **230**. These contact communication identifiers are compared with subscriber identifiers of the same type. As an example contact communication identifiers which are phone

numbers such as **340** and **440**, are compared with phone number **520** shown in SIM info screen **550** or compared with phone number **580** in phone app screen **500**. As another example contact communication identifiers which are e-mail addresses such as **320** in contact entry **220** are compared with e-mail address **620** in service book info screen **600**. As yet another example, contact communication identifiers which are personal identification numbers (PINs) such as **350** in contact entry **220** or **450** in contact entry **230**, are compared with the PIN **720** in PIN field **710** in PIN info screen **700**.

At block **1040** a determination is made as to whether a second contact communication identifier in one of the two contact entries matches a subscriber identifier. In some implementations the determination at action **1040** is made by an identification module **104** in FIG. **23**. If there is no match then method **1000** terminates. When method **1000** terminates because of no match between the second contact communication identifier in one of the two contact entries and the subscriber identifier, the first contact entry having a contact communication identifier matching the predetermined communication identifier is identified as associated with the communication as is conventionally done. Alternatively, other methods such as most recently used techniques can be used to decide which of the two contacts is to be identified as associated with the communication. If there is a match, method **1000** proceeds to block **1050**.

At block **1050**, the contact entry which does not have a contact communication identifier matching a subscriber identifier, is identified as the contact entry associated with the communication. In some implementations, the identification of contact entry that does not have a contact communication identifier matching a subscriber identifier as the contact entry associated with the communication is carried out by an identification module **104** in FIG. **23**.

As an example, at block **1040** it can be determined that contact entry **220** has contact communication identifier **320** which matches subscriber identifier **620**, and therefore at block **1050** contact **230** can be identified as the contact entry associated with the communication.

As another example, at block **1040** it can be determined that contact entry **220** has contact communication identifier **340** which matches subscriber identifier **520** or subscriber identifier **580**, and therefore at block **1050** contact **230** can be identified as the contact entry associated with the communication.

As yet another example, at block **1040** it can be determined that contact entry has contact communication identifier **350** which matches subscriber identifier **720**, and therefore at block **1050** contact **230** can be identified as the contact entry associated with the communication.

Whereas conventionally the first contact entry having a contact communication identifier matching the predetermined communication identifier is identified as the initiator or recipient of the communication having the predetermined identifier, the method described herein has the advantage of excluding the subscriber of the mobile communications device as the initiator or recipient of that communication. As an example, when the subscriber's spouse calls the subscriber, the spouse's name appear in the caller ID screen, even if the contact entry for the subscriber alphabetically precedes the contact entry for the subscriber's spouse, in the address book.

While the blocks comprising the methods are shown as occurring in a particular order, it will be appreciated by those

skilled in the art that many of the blocks are interchangeable and can occur in different orders than that shown without materially affecting the end results of the methods.

When two contact entries contain contact communication identifiers which each match a predetermined communication identifier, the contact entry associated with the communication identifier is identified by comparing another communication identifier in each of the two contacts with the subscriber identifier of the communications device. If a match occurs with one of the two contacts, then the other is identified as the contact associated with the communication.

FIG. **23** is a block diagram illustration of the components of the communications device **100**. Communications device **100** comprises a processor **120**, and a memory **101** connected to processor **120**.

Memory **101** stores software modules that, when executed by processor **120**, can implement the methods described herein. As an example, identification module **104** implements method **1000** of FIG. **10**. As another example, displaying module **105** in FIG. **23** implements blocks **830** and **930** of FIG. **8** and FIG. **9**, respectively.

Memory **101** stores other software modules, such as phone application **102** for making and receiving phone calls, and e-mail application **103** for sending and receiving e-mail messages.

Memory **101** also stores address book **200** described hereinabove. Memory **101** can also contain service books **106** which can contain service books for the various communications services supported by the communications device **100**. The service books serve as subscriber identifiers as described hereinabove.

Memory **101** comprises non-volatile random access memory (NVRAM) for storing personal identification number (PIN) and/or a phone number associated with device **100**, both serving as subscriber identifiers as described hereinabove.

Communications device **100** comprises a subscriber identify module (SIM) **160** that can contain a phone number associated with device **100** and serving as a subscriber identifier as described hereinabove.

Communications device **100** comprises display **110** as described hereinabove.

Communications device **100** comprises a communications interface **150** including a controller **152** and a radio **154**. Communications interface **150** is coupled to an antenna **160**. Communications interface **150** is also coupled with processor **120**. Communications interface enables device **100** to carry out voice and data communications such as voice calls, e-mail, short messaging system (SMS), instant messaging, and the like.

Communications device **100** comprises a battery **190** for powering up processor **120**, memory **101**, display **110**, communications interface **150**, and other elements of the device.

The implementations of the present disclosure described above are intended to be examples only. Those of skill in the art can effect alterations, modifications and variations to the particular implementations without departing from the intended scope of the present disclosure. In particular, selected features from one or more of the above-described implementations can be combined to create alternative implementations not explicitly described, features suitable for such combinations being readily apparent to persons skilled in the art. The subject matter described herein in the recited claims intends to cover and embrace all suitable changes in technology.

11

What is claimed is:

1. A method for identifying a contact entry associated with an electronic communication, the method comprising:

searching an address book for first and second contact entries, the address book having at least two contact entries, each contact entry storing a contact name identifier and one or more contact communication identifiers, each of the first and second contact entries having a contact communication identifier matching a communication identifier associated with an electronic communication and at least one of the first and second contact entries having at least two contact communication identifiers;

in response to finding the first and second contact entries, comparing an additional contact communication identifier in one or both of the first and second contact entries with a subscriber identifier associated with a communications device;

in response to a match of the additional contact communication identifier in one of the first and second contact entries to the subscriber identifier, identifying the non-matching contact entry as the contact entry associated with the electronic communication; and

announcing the contact entry associated with the electronic communication.

2. The method of claim **1** wherein the electronic communication further comprises an incoming communication, and wherein the contact entry associated with the electronic communication identifies an initiator of the incoming communication.

3. The method of claim **1** wherein the electronic communication further comprises an outgoing communication, and wherein the contact entry associated with the electronic communication identifies a recipient of the outgoing communication.

4. The method of claim **1** wherein both the subscriber identifier and the additional contact communication identifier further comprise telephone numbers.

5. The method of claim **1** wherein both the subscriber identifier and the additional contact communication identifier further comprise personal identification numbers.

6. The method of claim **1** wherein both the subscriber identifier and the additional contact communication identifier further comprise e-mail addresses.

7. The method of claim **1** wherein the communication identifier associated with the electronic communication further comprises a telephone number.

8. The method of claim **1** wherein the communication identifier associated with the electronic communication further comprises an electronic mail address.

9. The method of claim **1** wherein announcing the contact entry associated with the electronic communication comprises displaying the contact name identifier stored in the second contact entry.

10. A computer program product comprising a non-transitory computer-readable medium storing computer-readable instructions which, when executed, direct a communications device to:

search an address book for first and second contact entries, the address book having at least two contact entries, each contact entry storing a contact name identifier and one or more contact communication identifiers, each of the first and second contact entries having a contact communication identifier matching a communication identifier associated with an electronic communication and at least one of the first and second contact entries having at least two contact communication identifiers;

12

in response to finding the first and second contact entries, compare an additional contact communication identifier in one or both of the first and second contact entries with a subscriber identifier associated with the communications device;

in response to a match of the additional contact communication identifier in one of the first and second contact entries to the subscriber identifier, identify the non-matching contact entry as the contact entry associated with the electronic communication; and
announce the contact entry associated with the electronic communication.

11. The computer program product of claim **10** wherein the communication identifier associated with the electronic communication further comprises a telephone number.

12. The computer program product of claim **10** wherein the communication identifier associated with the electronic communication further comprises an electronic mail address.

13. The computer program product of claim **10** wherein the instructions to direct the communications device to announce the contact entry associated with the electronic communication further direct the communications device to display the contact name identifier stored in the second contact entry.

14. An electronic communications device, comprising:

a processor;
a memory connected to the processor; and
computer-readable instructions, stored in the memory and executable on the processor, for an identification software module, the identification module operable for:

searching an address book for first and second contact entries, the address book having at least two contact entries, each contact entry storing a contact name identifier and one or more contact communication identifiers, each of the first and second contact entries having a contact communication identifier matching a communication identifier associated with an electronic communication and at least one of the first and second contact entries having at least two contact communication identifiers;

in response to finding the first and second contact entries, comparing an additional contact communication identifier in one or both of the first and second contact entries with a subscriber identifier associated with the electronic communications device;

in response to a match of the additional contact communication identifier in one of the first and second contact entries to the subscriber identifier, identifying the non-matching contact entry as the contact entry associated with the electronic communication; and
announcing the contact entry associated with the electronic communication.

15. The electronic communications device of claim **14** wherein the electronic communication further comprises an incoming communication, and wherein the contact entry associated with the electronic communication identifies an initiator of the incoming communication.

16. The electronic communications device of claim **14** wherein the electronic communication further comprises an outgoing communication, and wherein the contact associated with the electronic communication identifies a recipient of the outgoing communication.

17. The electronic communications device of claim **14** wherein both the subscriber identifier and the additional contact communication identifier further comprise telephone numbers.

18. The electronic communications device of claim **14** wherein both the subscriber identifier and the additional con-

13

tact communication identifier further comprise personal identification numbers.

19. The electronic communications device of claim **14** wherein both the subscriber identifier and the additional contact communication identifier further comprise e-mail addresses. 5

14

20. The electronic communications device of claim **14** wherein the communication identifier associated with the electronic communication further comprises a telephone number.

* * * * *