



US008279061B2

(12) **United States Patent**  
**Soliman**

(10) **Patent No.:** **US 8,279,061 B2**  
(45) **Date of Patent:** **Oct. 2, 2012**

(54) **TELEMEDICINE APPLICATION FOR  
REMOTE MONITORING, VIEWING AND  
UPDATING OF PATIENT RECORDS**

(75) Inventor: **Hesham Soliman**, Melbourne (AU)

(73) Assignee: **Elevate Technologies Pty Ltd.**,  
Melbourne (AU)

(\*) Notice: Subject to any disclaimer, the term of this  
patent is extended or adjusted under 35  
U.S.C. 154(b) by 0 days.

(21) Appl. No.: **13/154,651**

(22) Filed: **Jun. 7, 2011**

(65) **Prior Publication Data**  
US 2011/0234409 A1 Sep. 29, 2011

**Related U.S. Application Data**

(63) Continuation of application No. 12/269,162, filed on  
Nov. 12, 2008, now abandoned.

(60) Provisional application No. 60/987,563, filed on Nov.  
13, 2007.

(51) **Int. Cl.**  
**G08B 1/08** (2006.01)

(52) **U.S. Cl.** ..... **340/539.12; 340/573.1**

(58) **Field of Classification Search** ..... **340/539.12;**  
**340/573.1; 370/390, 401; 705/3; 709/219;**  
**382/128; 702/188, 182**

See application file for complete search history.

(56) **References Cited**

U.S. PATENT DOCUMENTS

7,138,902	B2	11/2006	Menard	
7,156,809	B2	1/2007	Quy	
7,252,636	B2	8/2007	Brown	
7,301,451	B2 *	11/2007	Hastings	340/539.12
7,344,496	B2 *	3/2008	Iiff	600/300
7,761,261	B2	7/2010	Shmueli et al.	
7,777,622	B2	8/2010	Baldus et al.	
2002/0118112	A1 *	8/2002	Lang	340/573.1
2004/0054760	A1	3/2004	Ewing et al.	
2007/0150480	A1	6/2007	Hwang et al.	
2008/0059239	A1 *	3/2008	Gerst et al.	705/3
2009/0058635	A1	3/2009	LaLonde et al.	

\* cited by examiner

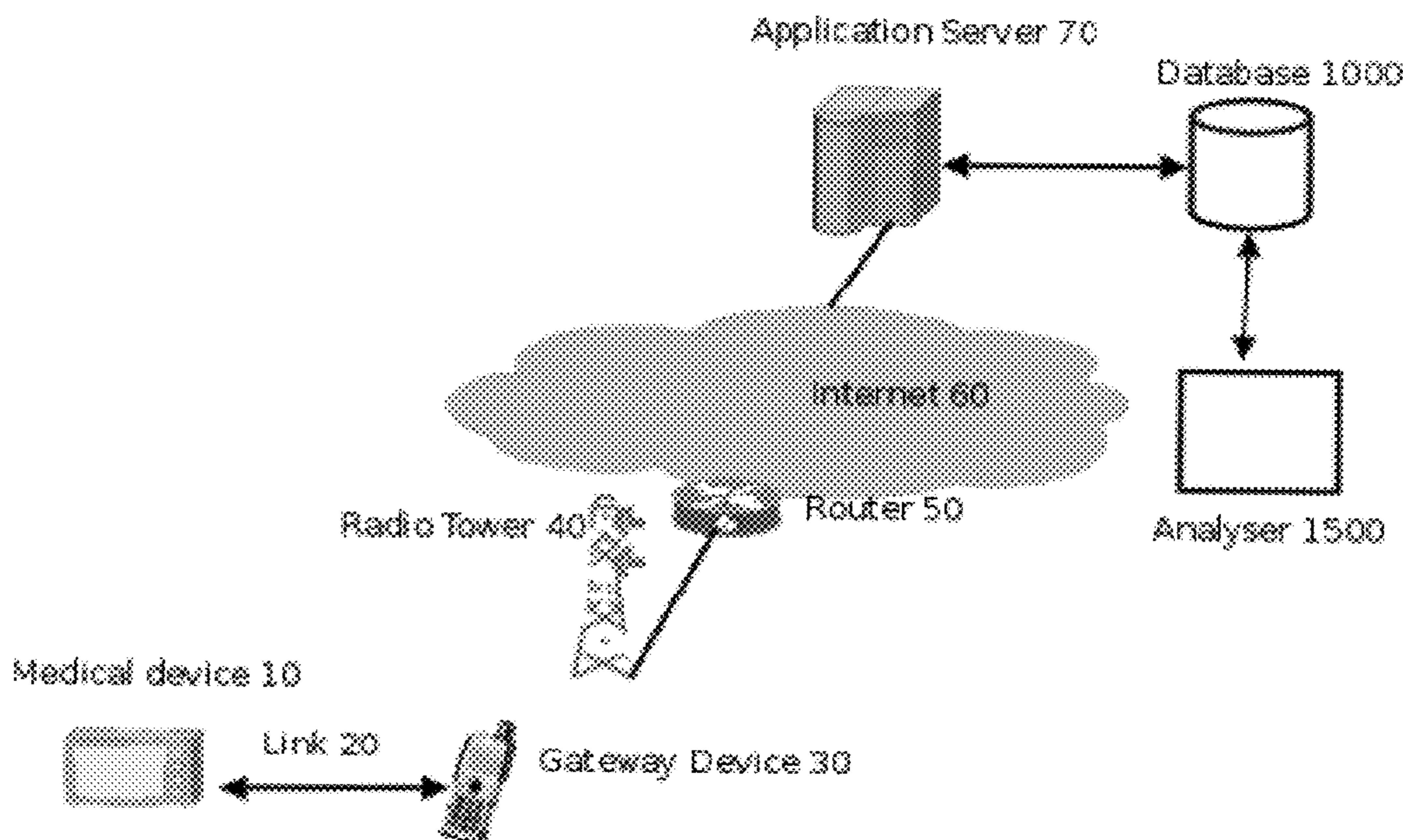
*Primary Examiner* — Toan N Pham

(74) *Attorney, Agent, or Firm* — Crowell & Moring LLP

(57) **ABSTRACT**

Systems and methods of providing telemedicine services are provided. A system can include a medical device that obtains diagnostic information, a gateway device coupled to the medical device, an application server coupled to the gateway device via wired and wireless networks, a database coupled to the application server, the database storing the diagnostic information, and an analyzing device coupled to the database, the analyzing device analyzes records in the database to identify diagnostic information that exceeds predefined thresholds.

**14 Claims, 10 Drawing Sheets**



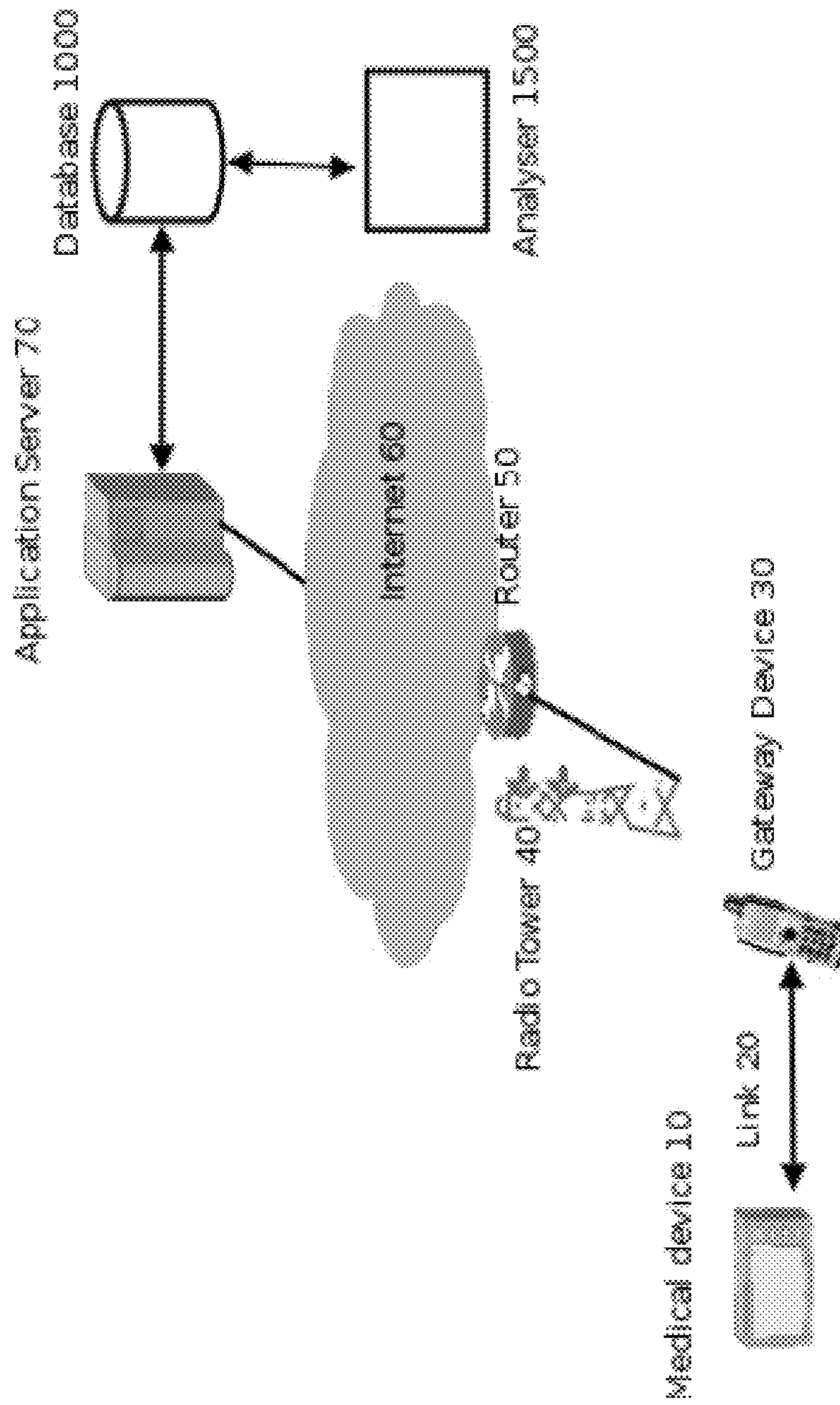


FIGURE 1

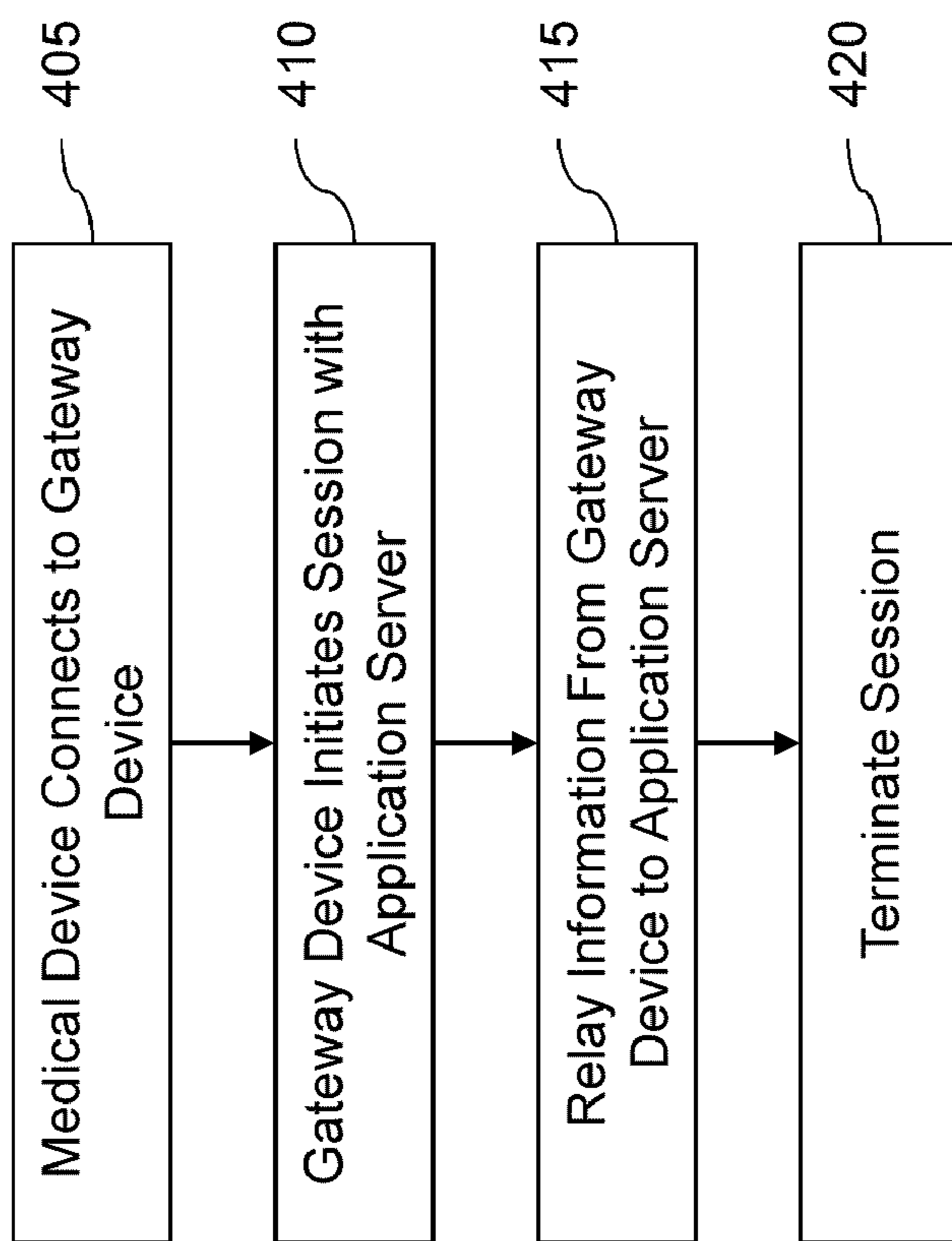


FIGURE 2

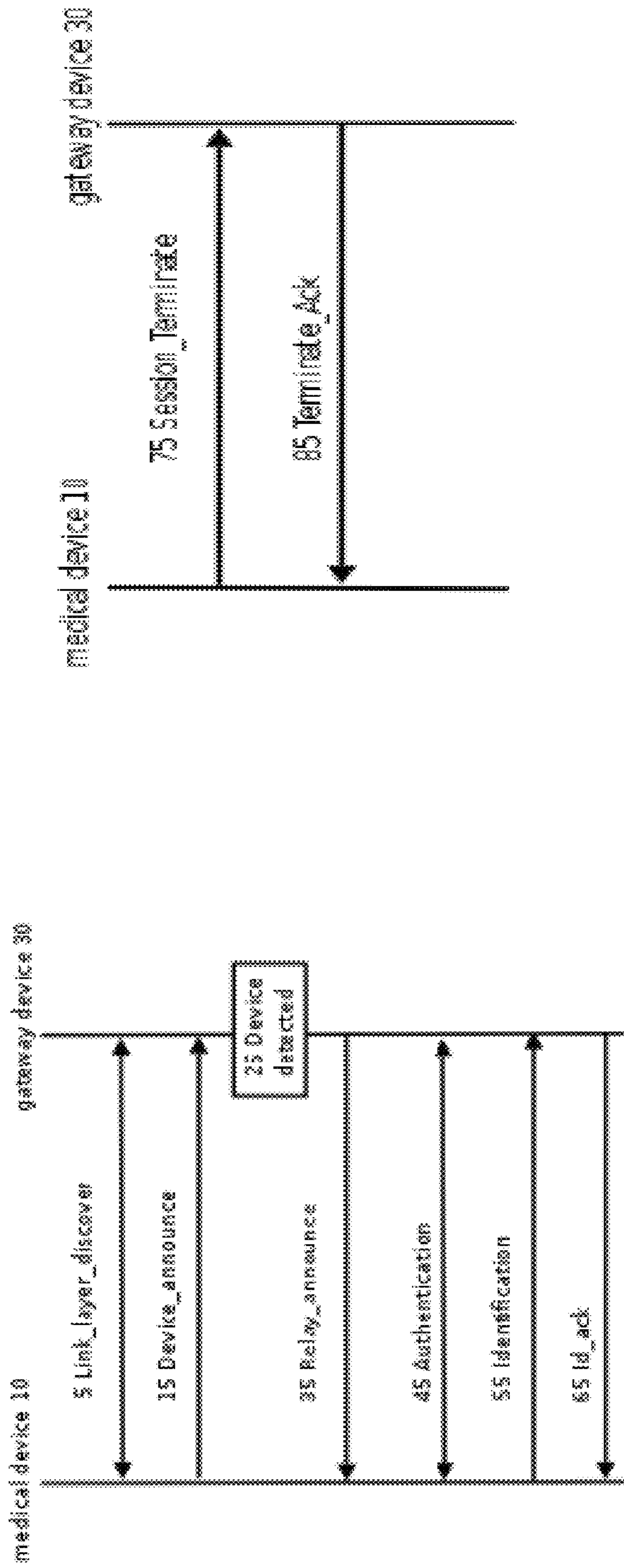


FIGURE 3

FIGURE 4

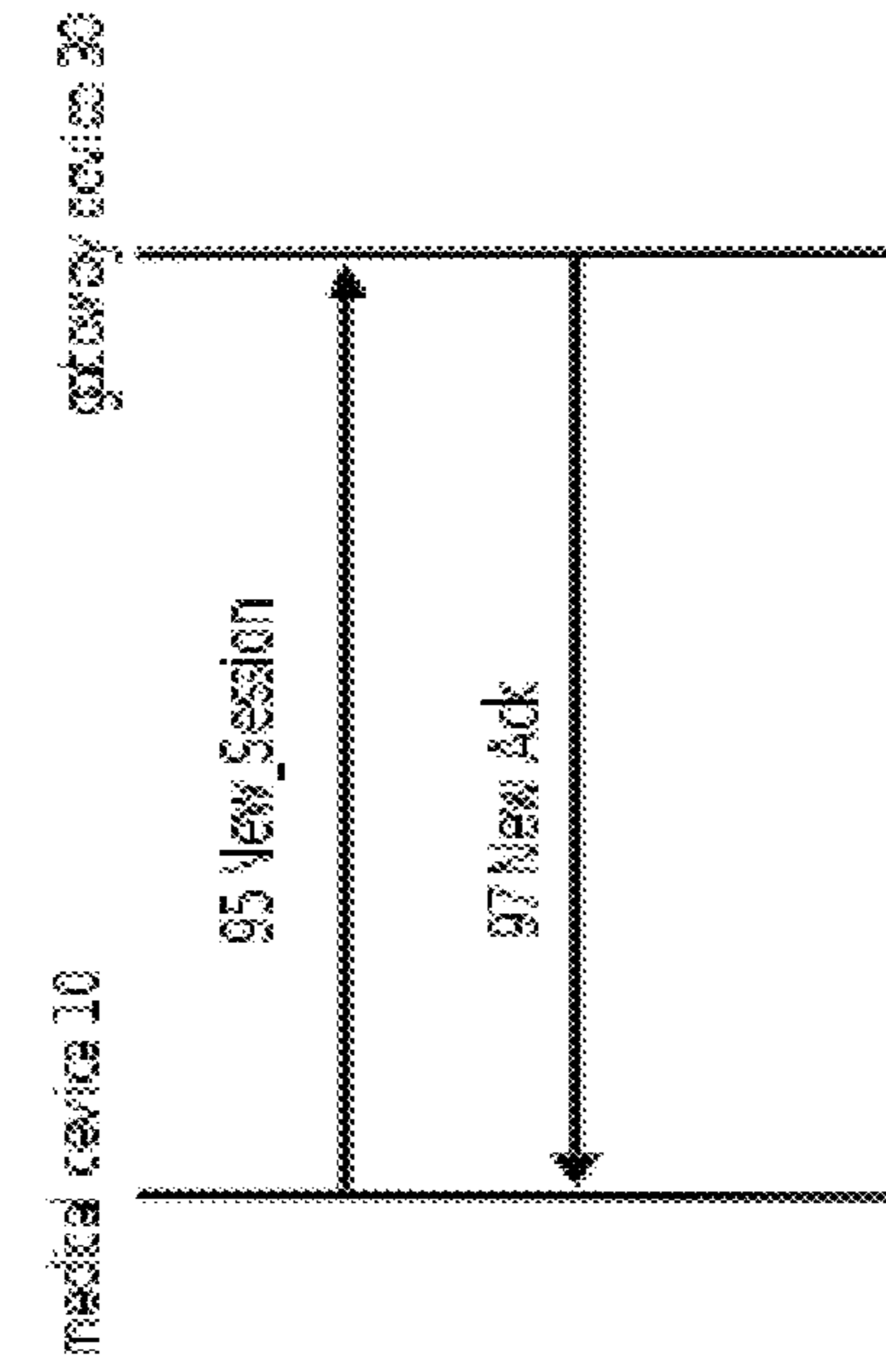


FIGURE 5

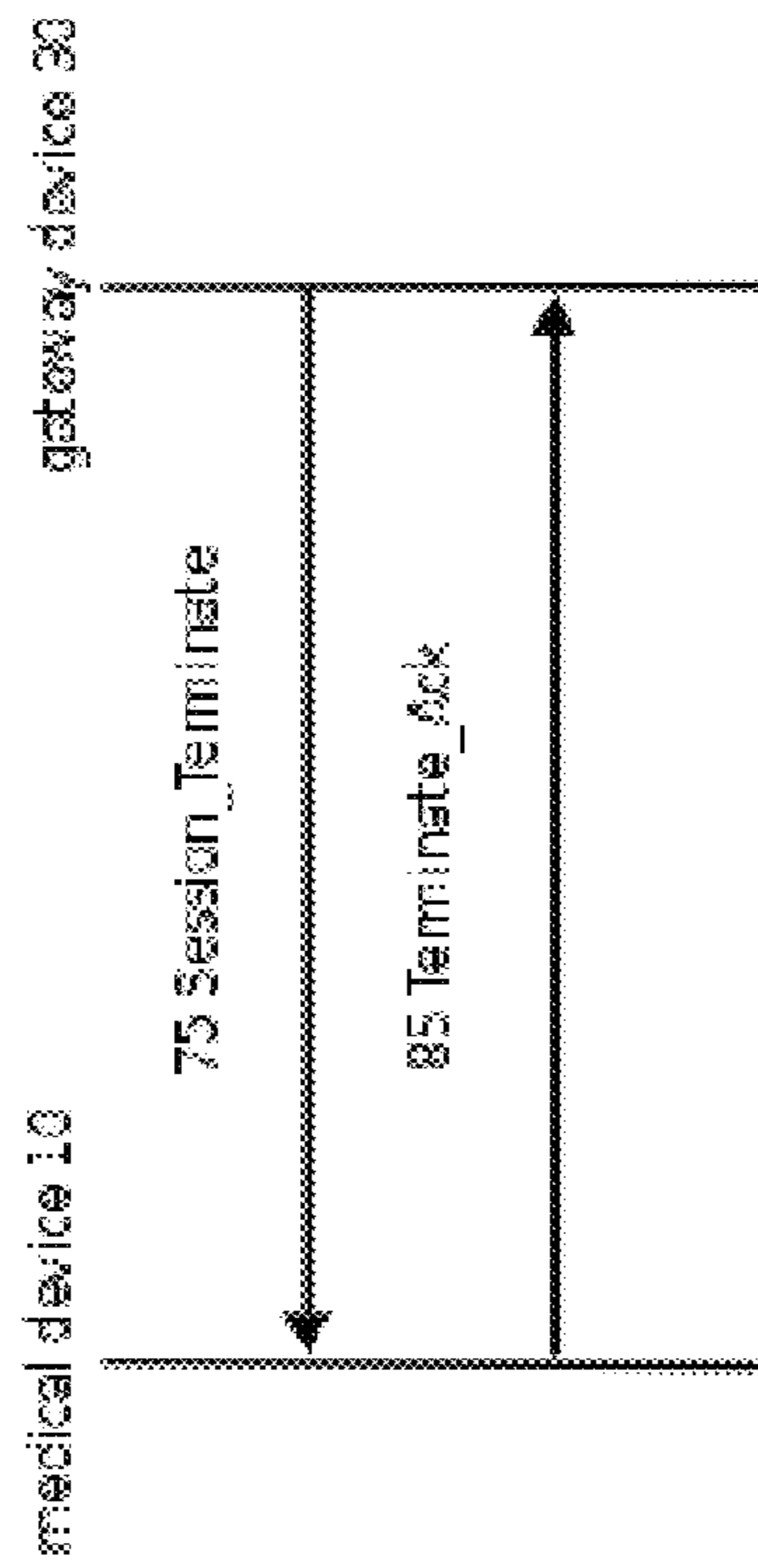


FIGURE 6

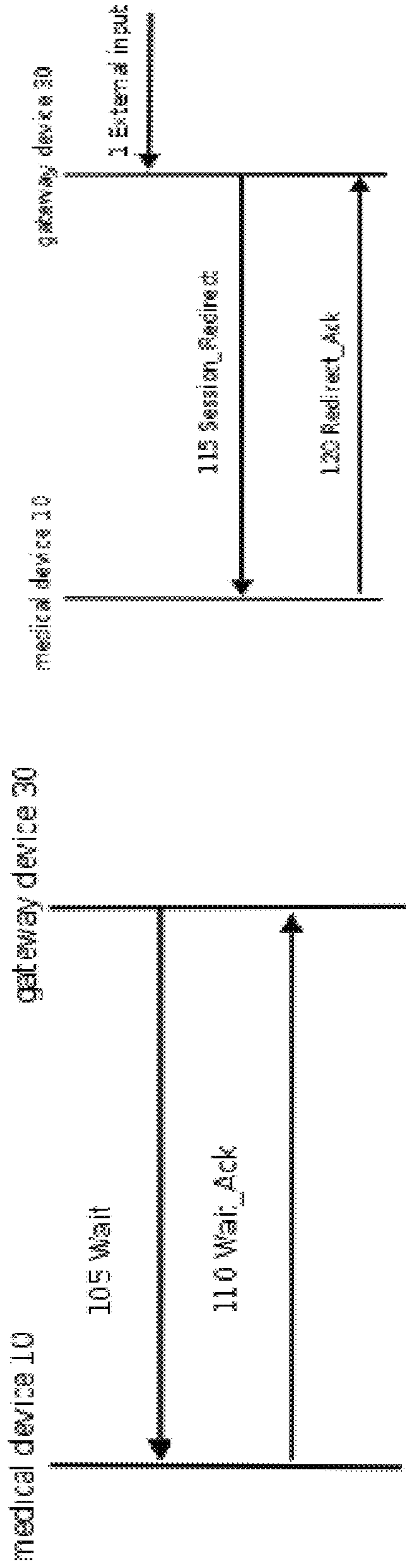


FIGURE 7

FIGURE 8

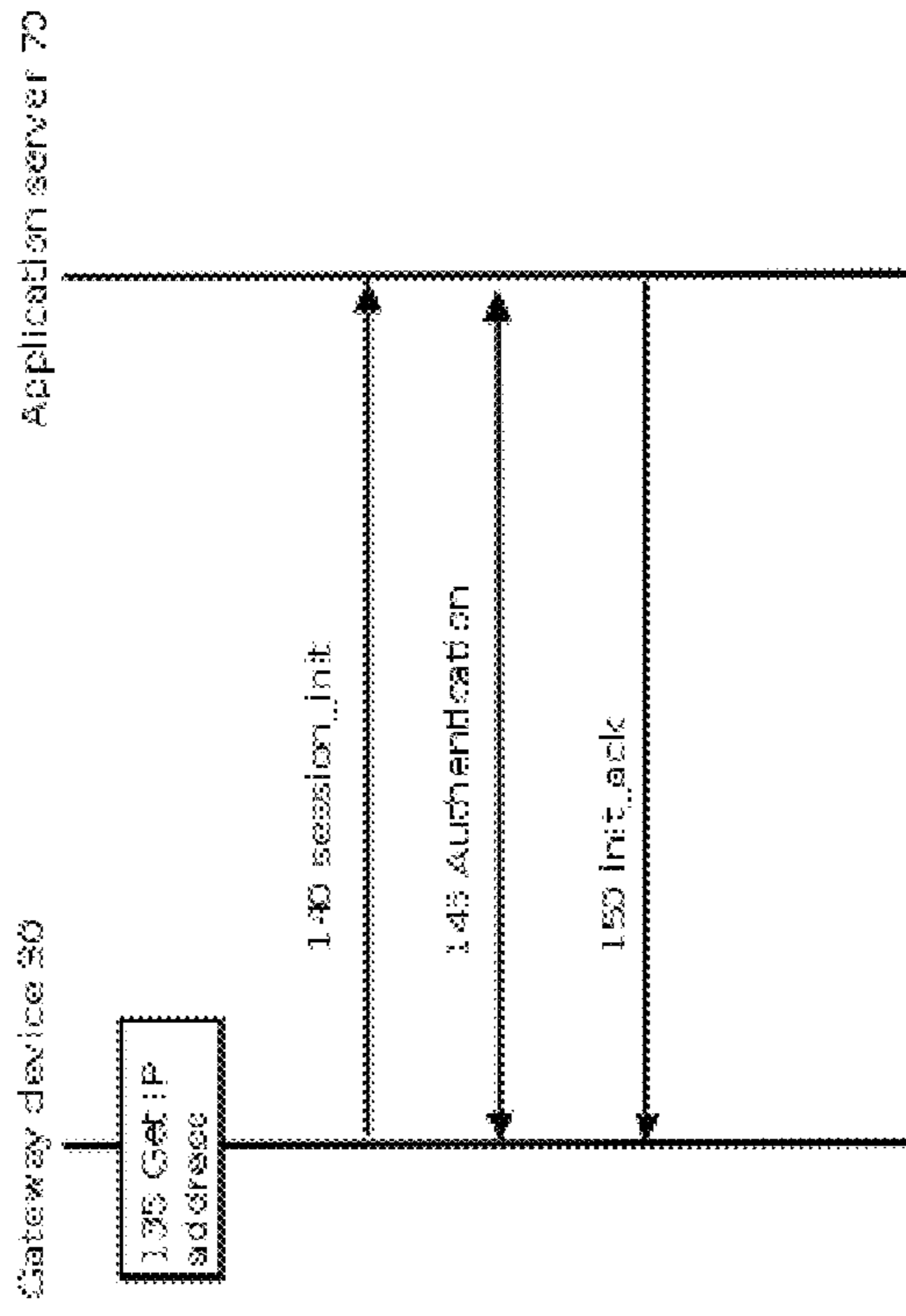


FIGURE 10

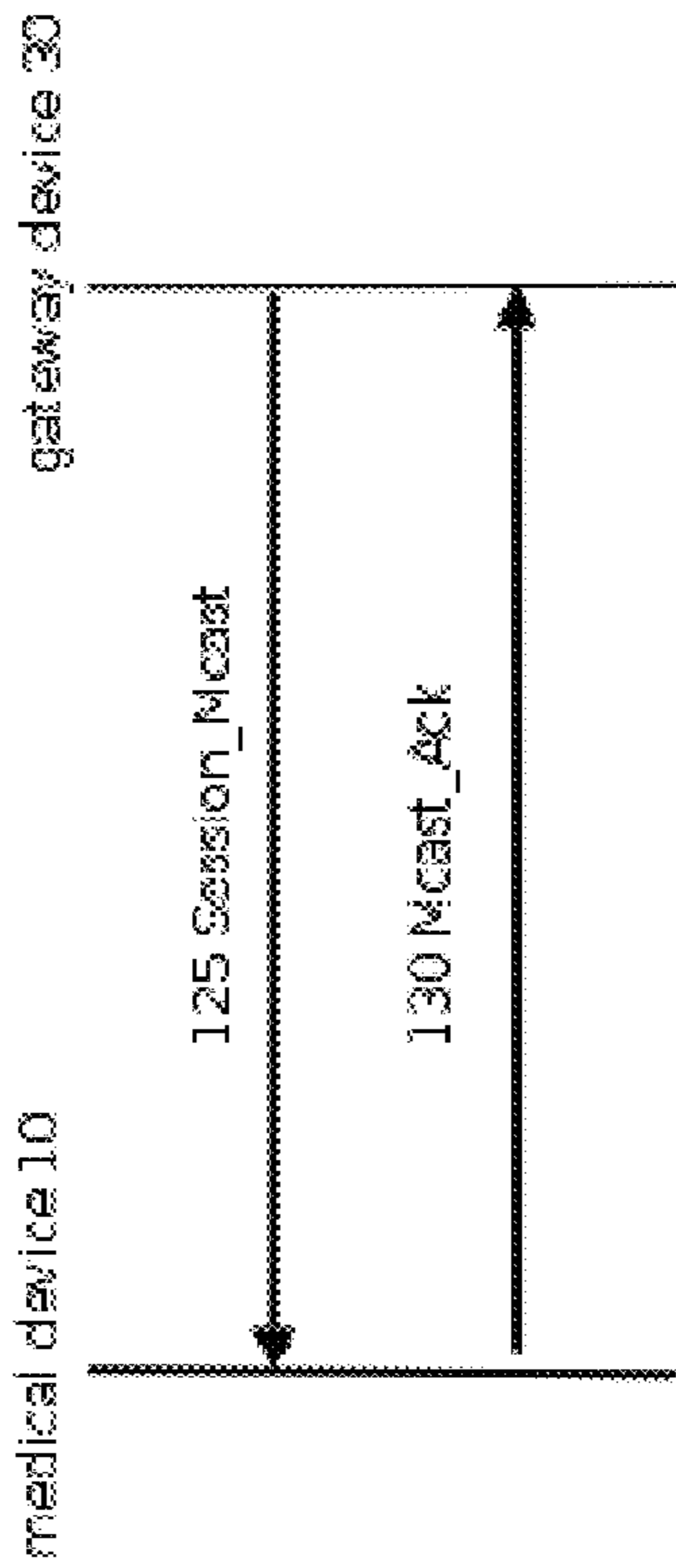


FIGURE 9

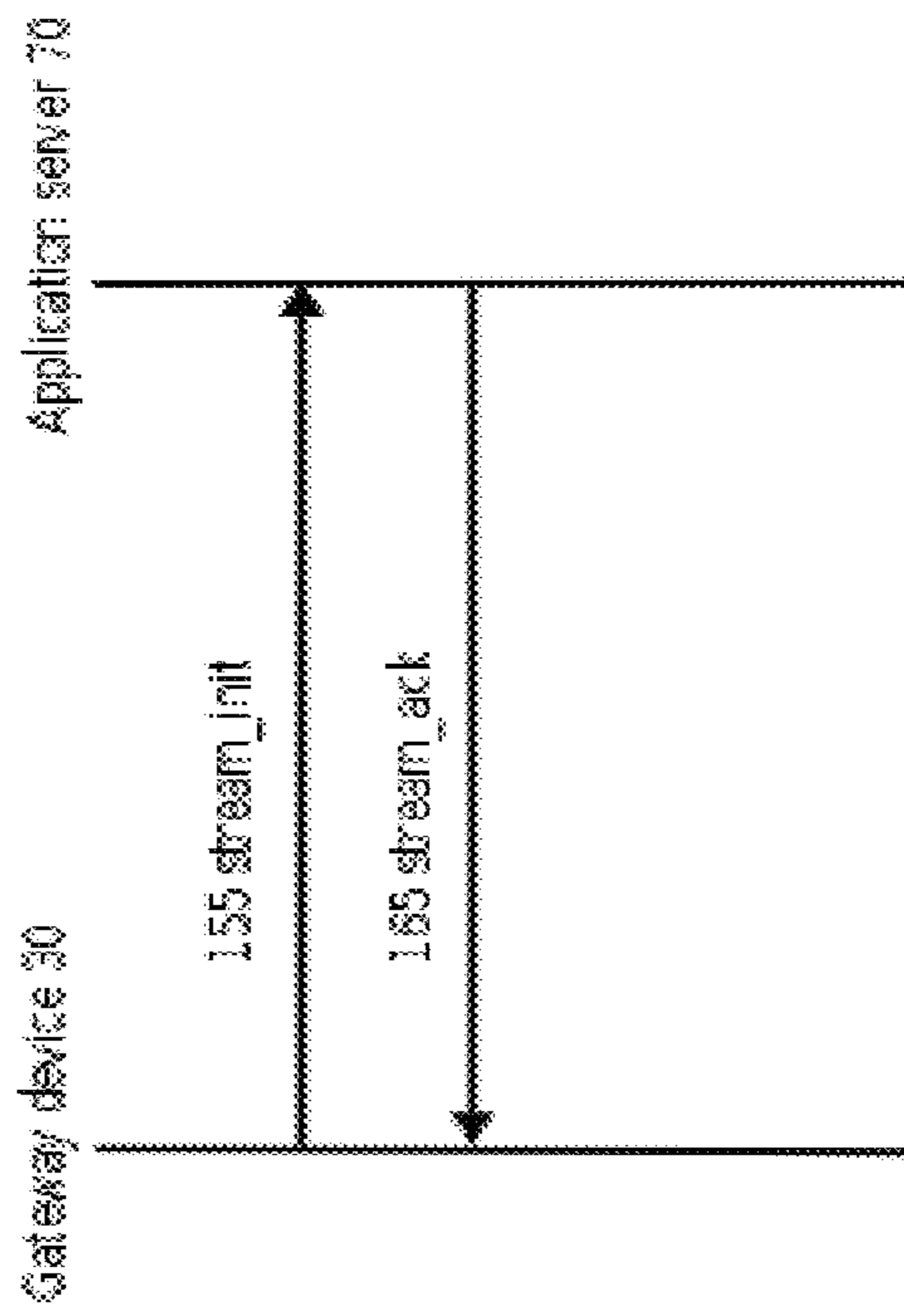


FIGURE 11

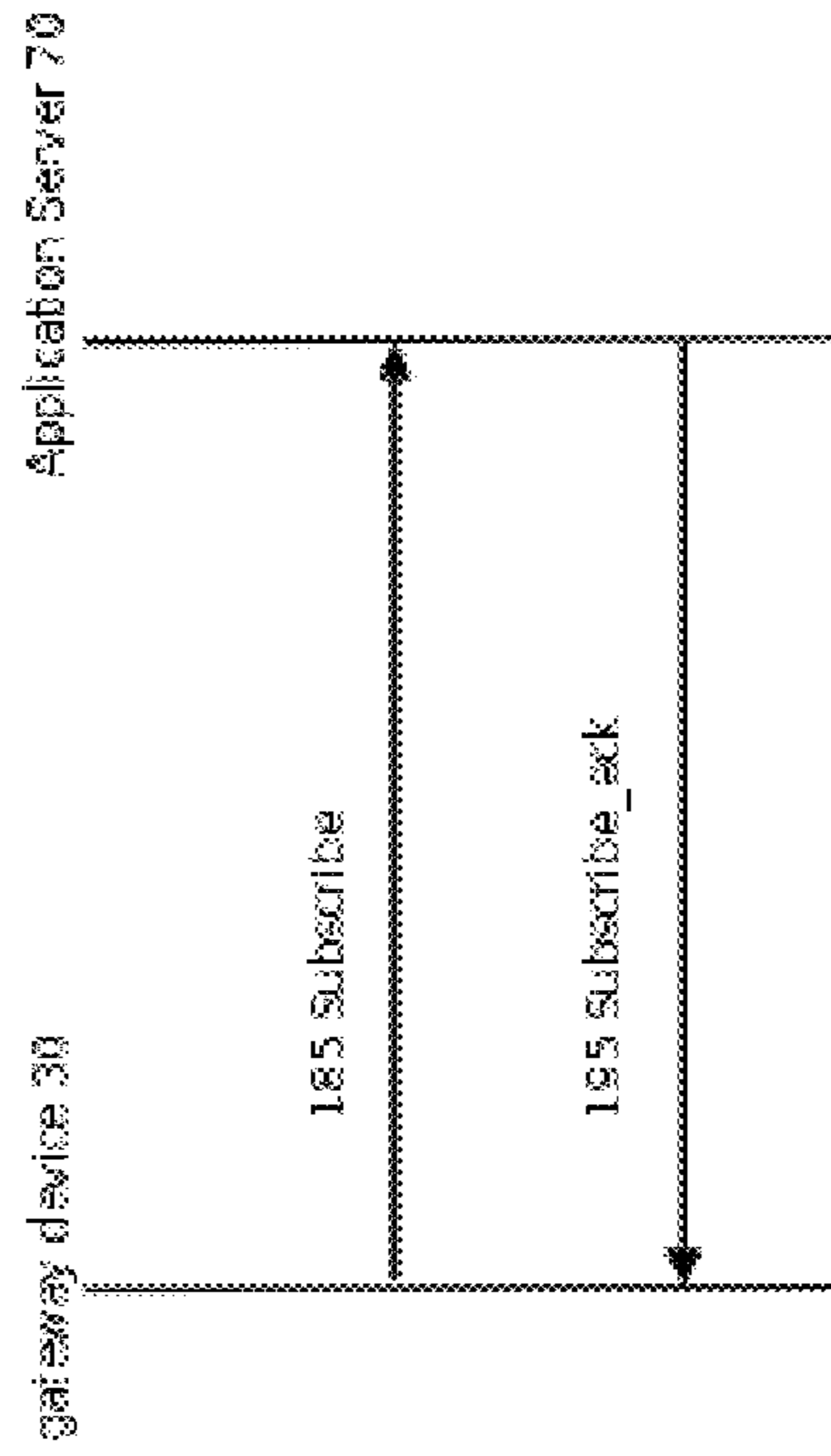


FIGURE 12



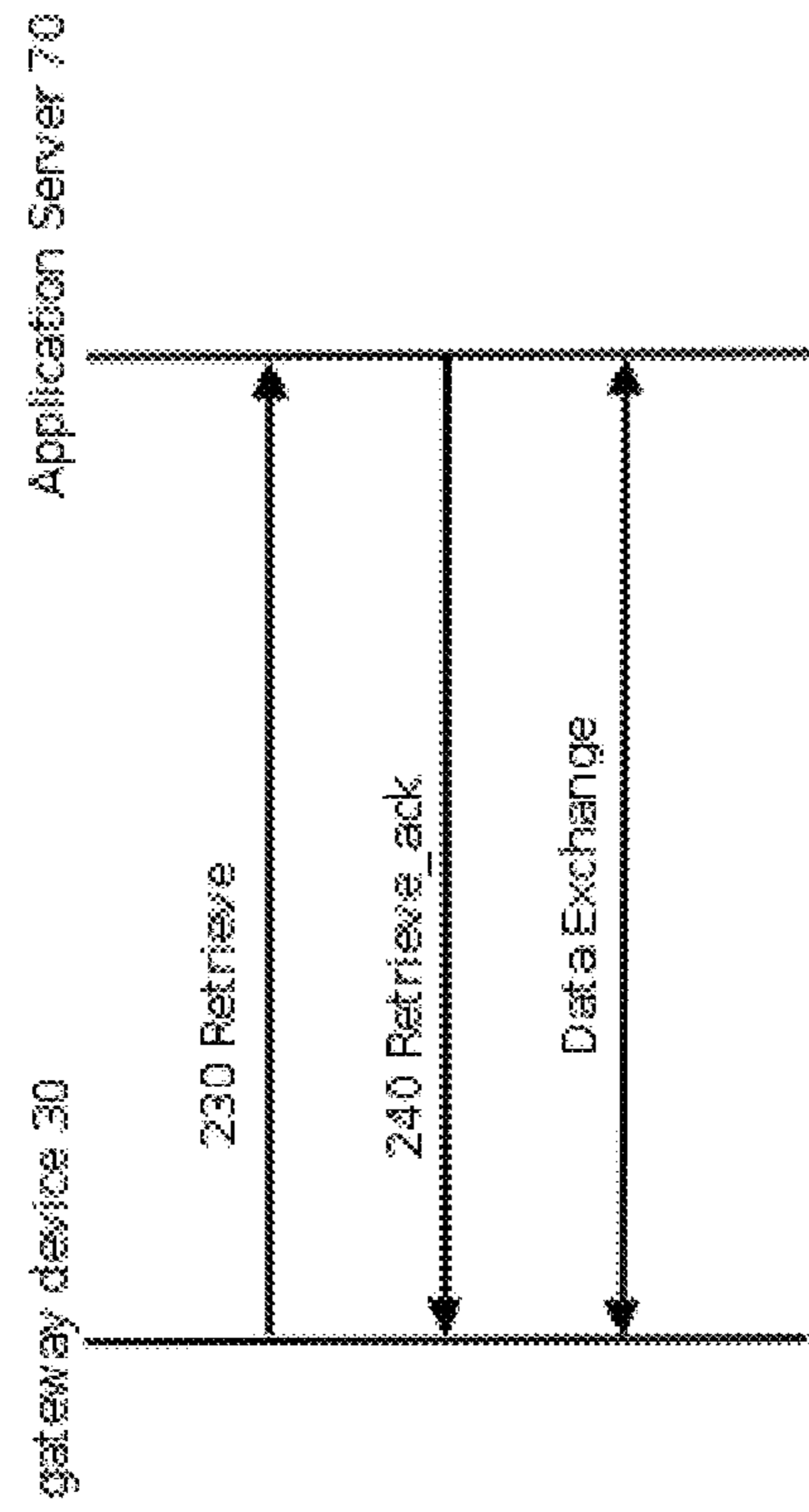


FIGURE 13

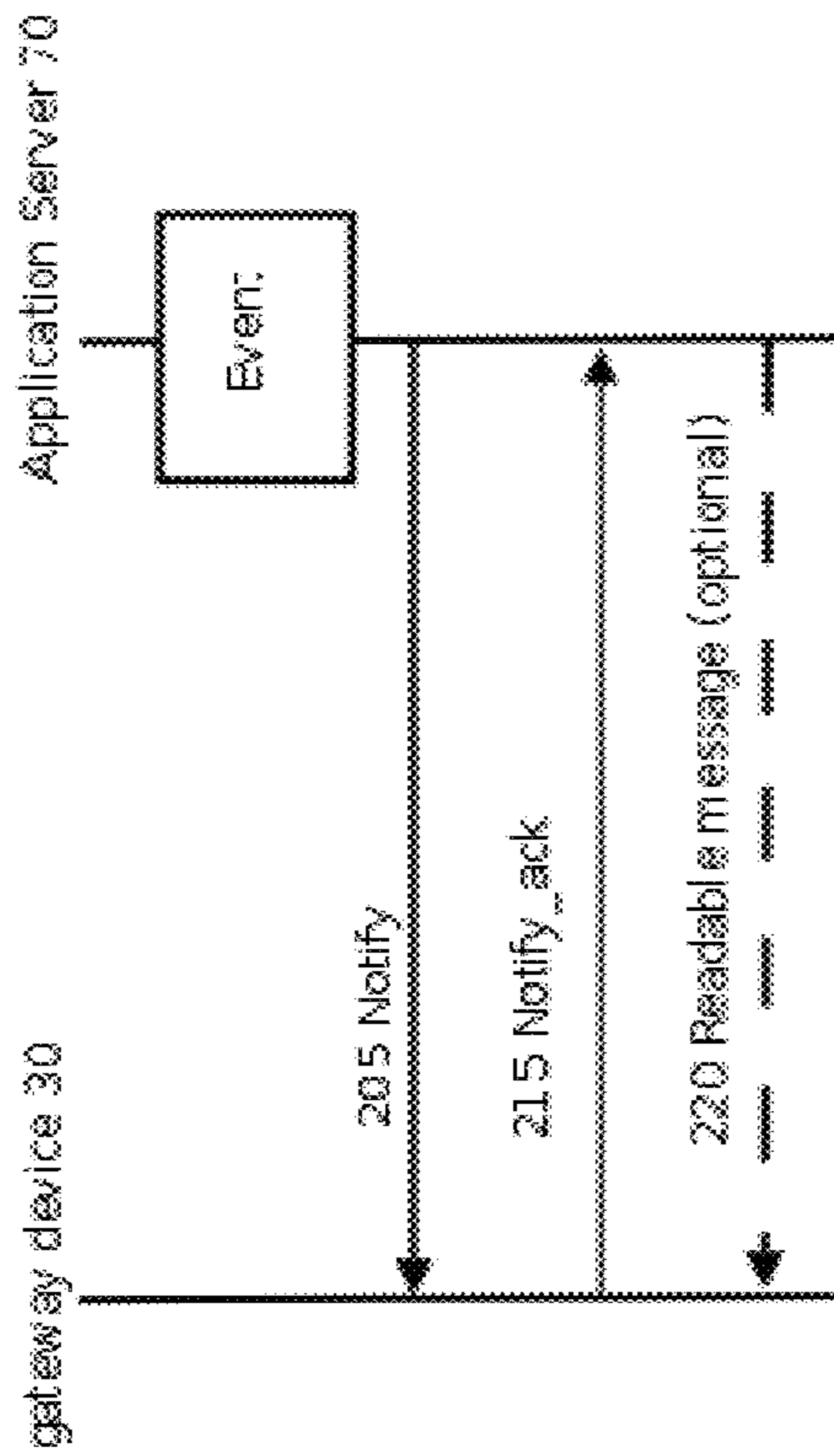


FIGURE 14

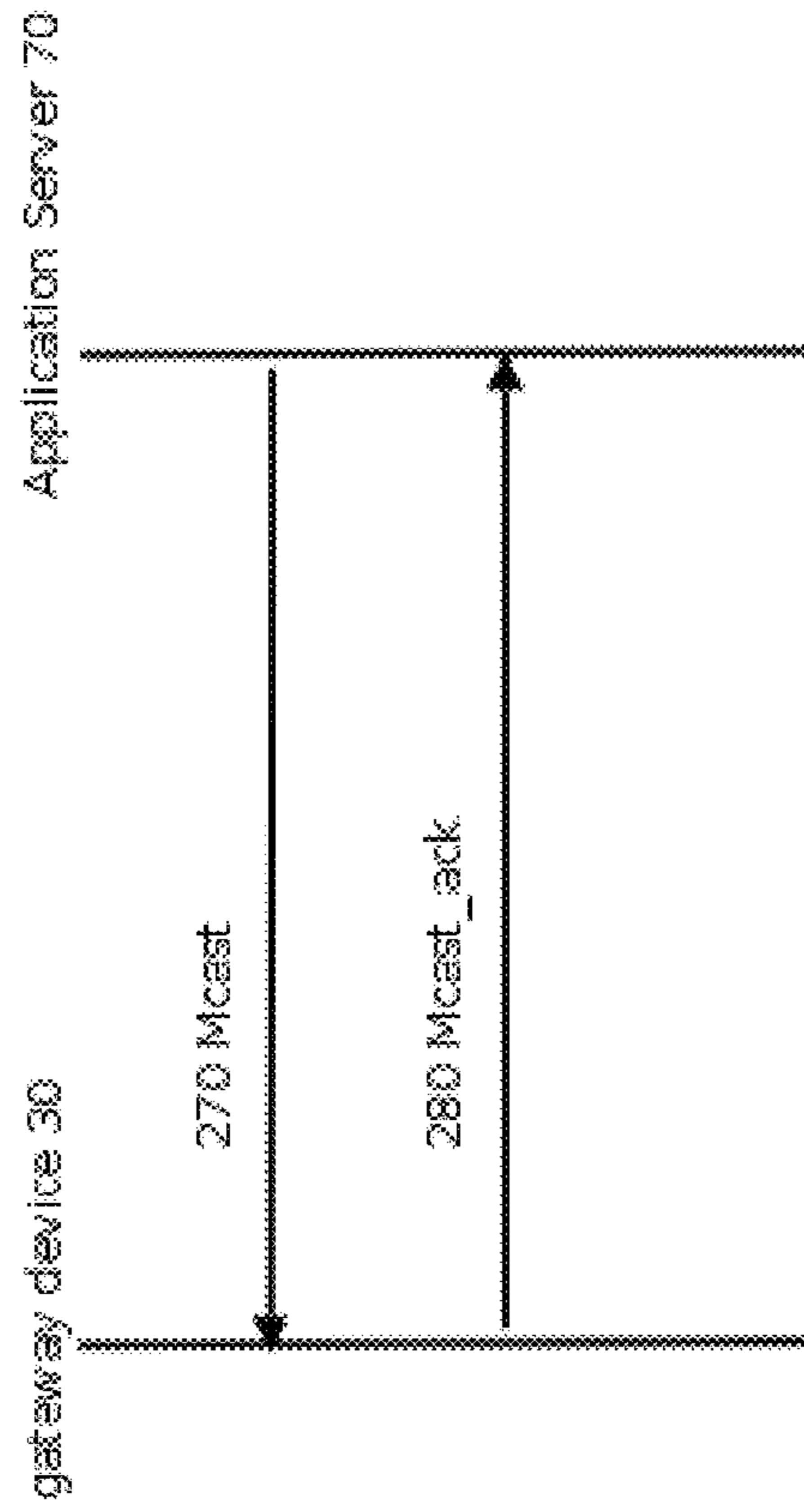


FIGURE 15

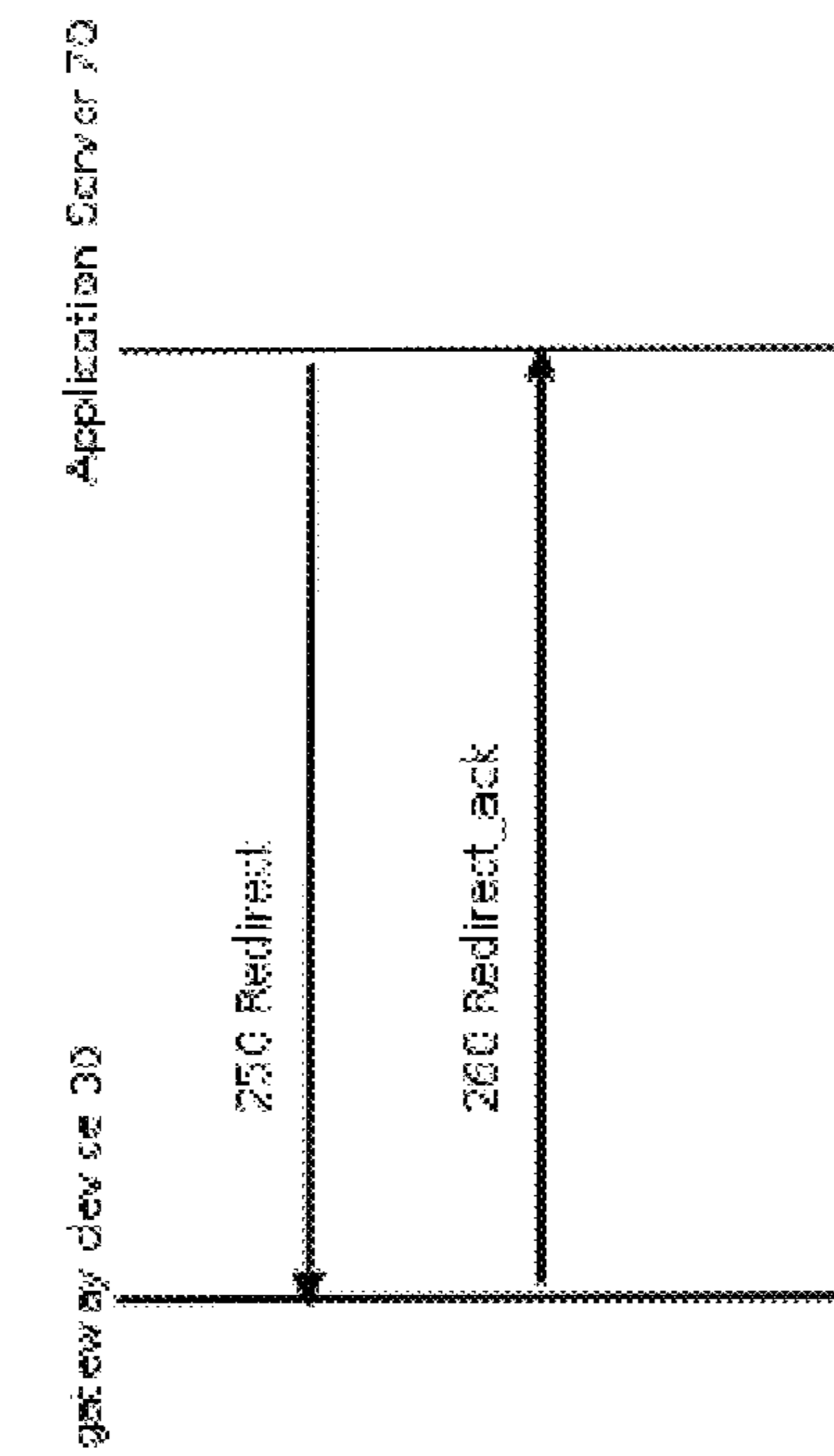


FIGURE 16

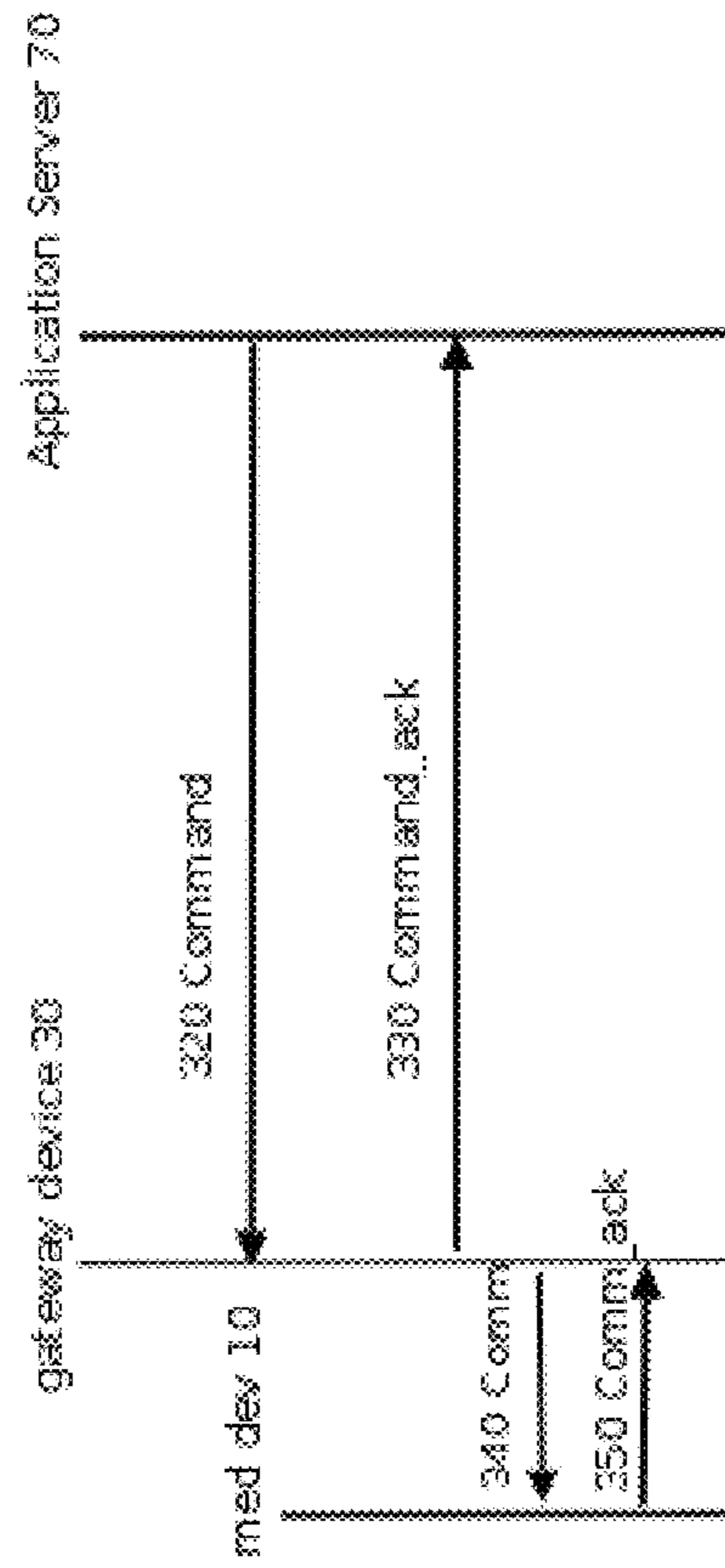


FIGURE 17

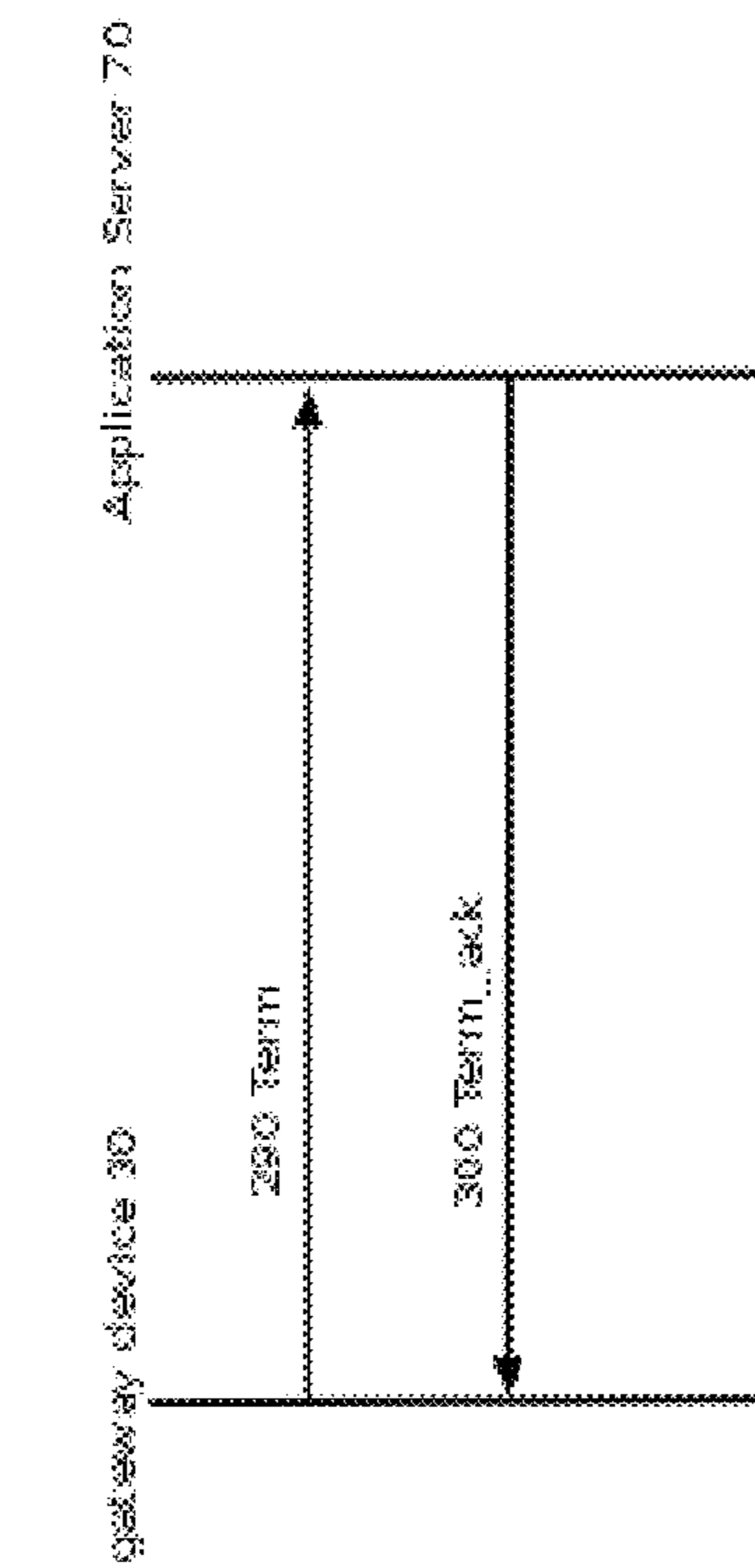


FIGURE 18

## TELEMEDICINE APPLICATION FOR REMOTE MONITORING, VIEWING AND UPDATING OF PATIENT RECORDS

### CROSS-REFERENCE TO RELATED APPLICATIONS

The present application is a continuation of U.S. patent application Ser. No. 12/269,162, filed Nov. 12, 2008, which claims priority under 35 U.S.C. §119 to U.S. Provisional Application No. 60/987,563, filed Nov. 13, 2007, the entire disclosure of which is herein expressly incorporated by reference. The present application is related to U.S. patent application Ser. No. 12/110,471, filed Apr. 28, 2008, the entire disclosure of which is herein expressly incorporated by reference.

### BACKGROUND OF THE INVENTION

A number of factors are driving the health care and wellness industries to move towards comprehensive support of dynamic monitoring of patients and updating their personal records. This new approach to health care, sometimes coined e-health is driven by the need to reduce the cost of patient treatment and the inefficiencies associated with non-critical patients occupying scarce health care resources like hospital beds and nursing among others. The need for e-health is made more urgent by the ageing population in most industrialized countries.

Electronic transfer of medical records is currently used in hospitals around the world. The Digital Image and Communications in Medicine (DICOM) standard was developed to transfer images and associated patient details between an imaging device (e.g. Ultrasound imaging) and a database. The Health Level 7 standard was developed to track the accounting and visitation records for patients. Other software products are currently used by family doctors to store patient records on their computers. However, with the exception of imaging data, the vast majority of information included in patient records is entered manually. Doctors' and nurses' handwritten notes are often scanned and stored in the patient record.

### SUMMARY OF THE INVENTION

A number of medical and wellness devices are currently used by medical practitioners and end users to monitor various bodily functions, for example, blood sugar levels, blood pressure, oxygen concentration in the blood stream, heart rate, etc. There is a clear need for the automation of the process of recording medical information measured by such devices and others.

On the other hand, there are strict requirements for the mechanisms that may be used for recording such sensitive information. For example, the mechanisms used must be secure, reliable and in many cases, timely. Sharing patient information with third parties must be done based on strict authorization. Storage of such information must be secure. Finally, a number of performance-related requirements exist if this information is transferred over a wireless system. Efficiency of the information transfer is necessary in order to appropriately utilize the expensive wireless resources. Depending on the capabilities of the wireless device used and the service being provided, other information associated with the user may be necessary, like the user's location and the type of wireless gateway device being used to relay the information from the medical device to the remote server on the

Internet. Several other features associated with the authorization of third parties may be needed.

Exemplary embodiments of the present invention are directed to remotely transferring medical information and updating a patient's record. The present invention is not limited to the health care industry, but it is equally applicable to the wellness industry where users are not sick, but are monitoring their general health, exercise routines or nutrition.

An exemplary method for a medical device involves obtaining diagnostic information, discovering a gateway device, establishing a connection with the gateway device, establishing a session with the gateway device, and transferring, by the medical device, the diagnostic information to the gateway device.

An exemplary system includes a medical device that obtains diagnostic information, a gateway device coupled to the medical device, an application server coupled to the gateway device via wired and wireless networks, a database coupled to the application server, the database storing the diagnostic information, and an analyzing device coupled to the database, the analyzing device analyzes records in the database to identify diagnostic information that exceeds predefined thresholds.

### BRIEF DESCRIPTION OF THE DRAWING FIGURES

FIG. 1 is a block diagram illustrating an exemplary architecture in accordance with the present invention.

FIG. 2 is a flow diagram of an exemplary method in accordance with the present invention.

FIG. 3 is a flow diagram of an exemplary method for connection establishment in accordance with the present invention.

FIGS. 4 and 5 are flow diagrams of exemplary methods for session termination in accordance with the present invention.

FIG. 6 is a flow diagram of an exemplary method for session establishment in accordance with the present invention.

FIG. 7 is a flow diagram of an exemplary method for exchange a wait message in accordance with the present invention.

FIG. 8 is a flow diagram of an exemplary method for session redirection in accordance with the present invention.

FIG. 9 is a flow diagram of an exemplary method for session multicasting in accordance with the present invention.

FIG. 10 is a flow diagram of an exemplary method for session establishment in accordance with the present invention.

FIG. 11 is a flow diagram of an exemplary method for stream initiation in accordance with the present invention.

FIG. 12 is a flow diagram of an exemplary method for event subscription in accordance with the present invention.

FIG. 13 is a flow diagram of an exemplary method for an event notification process in accordance with the present invention.

FIG. 14 is a flow diagram of an exemplary method for retrieving data from an application server in accordance with the present invention.

FIG. 15 is a flow diagram of an exemplary method for a redirect process in accordance with the present invention.

FIG. 16 is a flow diagram of an exemplary method for a multicasting operation in accordance with the present invention.

FIG. 17 is a flow diagram of an exemplary method for session termination in accordance with the present invention.

FIG. 18 is a flow diagram of an exemplary method for a command message exchange in accordance with the present invention.

Other objects, advantages and novel features of the present invention will become apparent from the following detailed description of the invention when considered in conjunction with the accompanying drawings.

#### DETAILED DESCRIPTION OF THE PREFERRED EMBODIMENTS

FIG. 1 illustrates the overall system architecture. The system includes medical device 10 coupled by link 20 to gateway device 30. Medical device 10 comprises hardware and/or software that perform functions related to health care, well-ness or nutrition. The device measures biological information about a human or an animal and sends such information out to an application relay function in gateway device 30 via link 20.

Link 20 is a wired or wireless link that connects medical device 10 to gateway device 30. Examples of such link include, but not limited to, Infra-red, Bluetooth, Universal Serial Bus (USB), ethernet, or Wireless Local Area Network (WLAN). Medical device 10 and gateway device 30 may be collocated in the same device, in which case the link 20 is represented by the hardware and software internally allowing those two entities to communicate.

Gateway device 30 comprises software and hardware components that allow it to communicate, through wired or wireless links, to other devices on the Internet. This device connects medical device 10 to a remote application server 70 using link 20 to a radio antenna 40 connected to Internet 60. The gateway device also includes the application relay which negotiates the session to the remote application server 70 in order to send information that was earlier sent from medical device 10 or information generated by the application on the gateway device. Gateway device 30 may be connected to the Internet 60 through a wireless network comprising a radio tower 40 and one or many routers 50. References herein to gateway device 30 in signalling exchanges as a single entity includes the software components inside gateway device 30 that initiates such messages.

Application server 70 is responsible for receiving and storing information from gateway device 30, which either originated from medical device 10 or gateway device 30. The application server also manages the authorization of third parties to view, update, or modify a record. Furthermore, the server is responsible for the management of a session between the server and gateway device 30, which includes the management of user authentication, authorization, access rights, flow control of data, user profile, among other factors related to a user's subscription or ongoing data transfer. Storage and retrieval of user records stored in database 1000 is controlled by application server 70.

Database 1000 stores the user's records. Each record is owned by a user, hereafter referred to as the record owner. The database 1000 is populated by application server 70. The database may contain intelligence that allows it to search, categorise and manipulate entries for statistical purposes.

Analyser module 1500 is coupled to database 1000, and searches through the different records in order to look for abnormalities that can be highlighted to a user viewing such records. This includes looking for measurements that are out of normal ranges based on age, race, and sex of a patient. Entries outside normal ranges may be highlighted for better viewing or can be raised as an alert for the record owner and nominated third parties (e.g. family members, health care practitioners, and so on). Furthermore, such alerts, if they

cross predefined thresholds, can be used to contact emergency services on behalf of the record owner. Predefined thresholds for different actions can be configured on a per-user basis. Thus, for example, if information provided by medical device 10 to database 1000 indicates an abnormal heart rate, blood glucose level, etc., analyzer 1500 can identify the abnormality and notify a doctor, hospital and/or ambulance service.

FIG. 2 illustrates an exemplary method in accordance with the present invention. Medical device 10 connects to gateway device 30 via link 20 (step 405). During such connection the application generating the information to be sent on medical device 10 announces its properties and identification to the application relaying the information on gateway device 30. In addition, other data pertaining to the type of information being sent and its requirements can be exchanged. Following a successful connection establishment, the application on gateway device 30 initiates a session with application server 70 (step 410). During the initiation, the application performs the necessary security procedures for authentication and authorization. Furthermore, the application on gateway device 30 can exchange information with application server 70 about the type of data being exchanged and its requirements. This may result in application server 70 commanding the application on gateway device 30 to encode the information in a particular manner.

Following a successful session establishment between gateway device 30 and application server 70, information can be relayed from gateway device 30 to application server 70 (step 415). Such information includes data received from medical device 10, as well as, signalling information from gateway device 30 to application server 70. Information can also be sent from application server 70 to medical device 10 via gateway device 30. After information has been exchanged between application server 70 and medical device 10, the session and connection can be terminated (step 420).

As discussed above, medical device 10 and gateway device 30 may be two separate physical devices or collocated within the same physical device. In either case communication between those devices involves connection establishment and data transfer steps. The connection establishment step involves the application on gateway device 30 discovering its peer on medical device 10 and setting up a session between the two peers. In doing so, the application on gateway device 30 needs to first discover its peer, discover its peer's capabilities, then set up a session. The session set up involves exchanging security credentials and the communication port. A communication port may be a logical port on each communicating device, an internet API based socket or any other software module responsible for sending and receiving traffic between the peers. The data transfer step data involves an exchange of data between the two peers. The data encoding and transmission behaviour is exchanged during the discovery and session set-up phases.

FIG. 3 illustrates the message flow for peer discovery and connection establishment between the application on gateway device 30 and its peer on medical device 10. The Link\_layer\_discover 5 message exchange allows the two devices to discover each other's link layer information, such as the link layer address or hardware identification. This message would only take place on the link layer, directly between the two devices if they were sharing the same link or transparently bridged to appear to share the same link. Some link layers (e.g. Bluetooth links) allow for a more sophisticated exchange of information on the link layer. For instance, the Service Discovery protocol (SDP) in Bluetooth allows devices to discover services supported by their peers. For

such links, we introduce a new identifier to indicate the support of health services, for instance, the term “vhealth” can be used by medical device **10** to announce that it runs medical or wellness applications. Upon the exchange of link layer discovery and connection information, both devices become aware of each other’s link layer details and can send information on that level. Note that as a part of this step, some IP layer messaging in order to discover or configure IP addresses can be exchanged.

The Device\_announce **15** message, allows medical device **10** to announce some of the capabilities that are needed in order for the two applications to start communicating. This message contains, at least, the IP address of the device, and types of medical applications supported by the device.

In one aspect of this invention, this message is sent on the IP layer. In this case, this message can be encoded as a new Neighbour Discovery option (RFC 4861) for IPv6, or a new Address Resolution Protocol (ARP) parameter for IPv4. On point-to-point links, the message can be unicast to the gateway device **30**. However, on shared links, the message should be multi-cast to several nodes on that link. In one aspect of this invention a unique link-local multicast group is used for medical applications. In another aspect of this invention a unique site-local or organisation-local address is used for medical applications. In another aspect of this invention the message is sent to the Well-Known All nodes multicast IP address in IPv6 or broadcast to all nodes on IPv4 links.

In another aspect of this invention this message is sent by the application layer. Where TCP/IP is used for this communication, the application on medical device **10** can send this message to a reserved, well-known port, or a preconfigured port for the application relay on gateway device **30**. If TCP/IP is not used for this communication, applications on medical device **10** can send this message to a negotiated or preconfigured communication port. In yet another aspect of this invention this message can be added to link layer exchanges during the link layer discovery phase or after configuring an IP address for communication. After processing message **15**, gateway device **30** detects medical device **10** and its application capabilities as illustrated by the device detected block **25**.

After discovering medical device **10** on the link layer and potentially the IP or application layers, the application relay on gateway device **30** announces itself in the Relay\_announce message **35** sent to the medical device. This message serves to acknowledge the reception of message **15** and announce the application relay’s capabilities to medical device **10**. This message includes, at least, the application relay’s IP address and port. The application relay’s IP address is one of the IP addresses configured on gateway device **30**. If no IP address is configured, the link layer and communication port information should be announced instead. The application relay’s port identifies the communication port, represented by name or number, that the application relay expects its peer on medical device **10** to send its information.

On point-to-point links, the message is sent directly from gateway device **30** to medical device **10**. However, on shared links, the message may be sent gratuitously to a unique multicast group that includes all medical devices. The scope of such group may be link-local, site or organization-local. However, when responding to a specific medical application device, the application relay on gateway device **30** may unicast this message to the medical device in order to include the acknowledgement information for the Device\_announce **15** message. This message may be sent on the IP layer (for both IPv4 and IPv6), the application layer, or the link layer.

In the Authentication step **45** mutual authentication between the two applications takes place. In one aspect of this

invention, mutual authentication can be based on preconfigured credentials in medical device **10** and gateway device **30**. In another aspect of this invention, mutual authentication can be performed based on Public keys configured in both applications and exchanged during message exchange **45**.

The Identification message **55** is then sent from the application running on medical device **10** to its peer application relay running on gateway device **30**. The message includes, at least, the following information:

The application identifier field, which contains information that identifies the application. The information included in this field would contain at least the following:

Application type parameter, which indicates the functions supported by the application. For instance, an application may be used to measure an electro-cardiogram, heart rate, kidney functions, and so on. Each application is allocated a name or a number that can be used by the receiver to detect the type of application.

Application vendor parameter, which indicates the vendor of the application. Different vendors may have different formats for the data.

Data encoding parameter, which indicates the data encoding scheme. For instance, the data may be sent in binary format, text format, XML, and so on.

Data compression parameter, which indicates whether a compression mechanism, if any, is used to send the data, and if it is, the mechanism is identified.

Quality of Service (QoS) information field, which includes information about the traffic behavior sent by the application. This includes expected packet inter-arrival, delay tolerance, reliability requirements, packet ordering requirements, and so on.

The software version supported by the application. This information allows the relay agent to learn the software supported by medical device **10** application.

The data encoding formats supported by the application on the medical device.

Compression mechanisms supported by the application running on medical device **10**.

The Id\_ack **65** message is sent from the application relay running on gateway device **30** to medical device **10**. This message acknowledges the reception of the identification message and informs the application on medical device **10** whether a session can be established. If a session can be established, this message contains a session identifier that can be used by the application running on medical device **10** during data transfer. Moreover, as described below, additional information about attributes for the data flow is included in this message. The session identifier can be included in every message sent from the application on medical device **10** to the application relay on gateway device **30** to allow the application relay to identify the session associated with the data transmitted. The session identifier can also be used as a look-up key when data between the two devices is encrypted on the application layer. This message can be authenticated and encrypted based on the keying material derived after the authentication message exchange **45**. Hence, this message contains, at least, the following information:

Acknowledgement for receiving the Identification message **55**.

If session establishment is successful, a session identifier is included. The session identifier may be a 64-bit number.

This number may be randomly generated or selected by the application relay by other means.

If session establishment failed, an appropriate error code is included.

Authentication and encryption data used to authenticate this message by the receiver.

Selection of the application relay's preferred data encoding format for data sent by the application on medical device **10**. This is needed when the application on the medical device supports multiple formats while the application relay prefers a specific format or supports a smaller number of formats.

Compression requirements parameter, which informs the application on medical device **10** whether compression should be used and if it is, what compression mechanism should be used.

Now that the discovery and connection establishment processes has been presented, the processes associated with data transmission between the application running on medical device **10** and the relay application on gateway device **30** is discussed in detail below.

Based on the data format preferences exchanged between medical device **10** and gateway device **30** during the discovery process encompassing the Identification **55** and Id\_ack **65** messages, gateway device **30** commands medical device **10** to use one of its preferred formats for data transfer. After a session is established, medical device **10** can start transmitting information to gateway device **30**. Regardless of the data format, each packet contains the following information:

Source address.

Destination address.

Session identifier.

A message identifier parameter that uniquely identifies a message within a session. This can be represented by a large number used as a counter.

Communication ports.

The application identifier (optional).

Amount of information waiting for transmission.

An urgent alert parameter that alerts the application relay that there may be a medical emergency that needs attention based on the measurements performed. This parameter need not hold binary values. There may be different levels of urgency that need to be communicated. A device may be running out of battery power and needs to send data as soon as possible. Similarly, a device may be lacking other resources and therefore needs to send data to free some of its resources. Hence, this parameter may hold various values depending on the level of urgency experienced.

A data parameter that contains information generated by medical device **10**.

Exemplary embodiments of the present invention employ signalling messages exchanged between the application on medical device **10** and gateway device **30** to convey information about the data exchanged or the session as a whole.

Session termination may take place due to several reasons, including lack of resources, lack of data to send, errors in transmission, and so on. Either the application on medical device **10** or gateway device **30** can terminate the session at any time. FIGS. **4** and **5** illustrate how session termination can take place when initiated by either end of the communication.

When terminating the session, the application on medical device **10** sends the Session\_Terminate **75** message to the application relay on gateway device **30**. The Session\_Terminate **75** message contains, at least, the session identifier and reason for termination. The session identifier parameter is the same parameter provided by the application relay when the session was established. This parameter is used by the receiver to identify the session being terminated and the resources associated with such session. The reason parameter indicates the reason for terminating the session. There may be

several reasons for the termination including: idle timeout, no measurements being done, lack of resources, communication errors, and so on.

After sending this message, the sender may maintain some of the resources associated with the session in order to identify the acknowledgement message from the receiver. For instance, the session identifier may not be deleted until an acknowledgement is received or a timeout takes place.

Upon receiving this message, the receiver identifies the session and its resources. The receiver then takes the necessary steps to terminate the session and free its resources. Following that, the receiver then sends the Terminate\_Ack message **85** to the sender. The Terminate\_Ack message **85** includes the session identifier and status parameters. The session identifier parameter is the same parameter included in the Session\_Terminate message **75**. The status parameter indicates the success or failure of the operation and reasons for failure. If the Terminate\_Ack message **85** is received indicating failure at the other end, the receiver of such message may ignore such failure and remove all resources associated with the session.

FIG. **5** illustrates how a session can be terminated by the application relay on gateway device **30**. The same steps described above would apply to the termination initiated by gateway device **30**.

In some cases, mostly due to erroneous state management in one of the communicating entities, a peer may send a message that contains an unrecognisable session identifier. This situation may also happen if one of the peers lost state due to a reboot or corruption of its memory. In this case, the receiver sends the "Session\_unknown" message **90** back to the sender. This message contains the session identifier received. Upon receiving such message, the sender of the original message may remove the session corresponding to that message identifier in order to synchronise states with its peer. This mechanism may be used with a reserved session identifier value to indicate to a peer that the device has lost all states with such peer. Hence, this message can be used by either the medical application or the application relay to communicate general loss of state to its peer.

The medical application running on medical device **10** may at any time need to create a new session. For instance, this can be useful if such application sends several independent streams of traffic that can be separated under different sessions. In order to do that, the message exchange in FIG. **6** is performed, which involves sending a New\_Session message **95** from medical device **10** to gateway device **30** and receiving a New\_Ack response by medical device **10** from gateway device **30**. The New\_Session message **95** may also be sent from gateway device **30** to medical device **10**. The New\_Session message **95** requests a new session identifier from the application relay. The message includes, at least, the following parameters:

Source and destination addresses.

Source and destination communication ports.

Session identifier parameter, which is the new session identifier requested by the sender. It includes a suggested session identifier.

Application identifier parameter, which includes the application identifier previously included in the Identification message **55**.

Upon receiving this message, the recipient parses the message to ensure all fields are formatted correctly. If there is no conflict between the suggested session identifier in the message and an existing session identifier, the suggested identifier is accepted. Otherwise, the message is rejected with a suitable

error code in the New\_Ack message **97**. The New\_Ack message **97** includes, at least the following information:

- Source and destination addresses.
- Source and destination communication ports.
- Result parameter, which indicates success or failure of the operation. Different error codes can be used to indicate reasons for failure.

The protocol between the medical device application and the application relay on gateway device **30** can use a reliable mode of data transfer by using acknowledgement messages. The acknowledgement message can be sent from either the medical application or the application relay in order to confirm reception of one or more data or signalling messages. The acknowledgement message can also act as a negative acknowledgement by including one or more message that was not received. The acknowledgement message includes, at least, the following information:

- Source and destination addresses
- Source and destination communication ports
- Session Identifier
- Message identifier
- Acknowledgement type parameter, which indicates whether a positive or negative acknowledgement is included in this message.
- Message identifiers parameter, which includes one or more message identifiers that are being positively or negatively acknowledged.
- Transmission Window field, which indicates the number of bytes that the sender can receive without sending back an acknowledgement message.

Flow control can be critical for cases where a large amount of information is sent from the medical application running on medical device **10** to the application relay running on gateway device **30**. It is important for the application relay to regulate the flow of traffic to avoid congestion. The Transmission Control Protocol (TCP) provides native flow control mechanisms. However, TCP may or may not be used between the two applications. Furthermore, this invention allows more than one device to be connected to the gateway device. Hence, it is critical that application relay on gateway device **30** prioritizes and regulates flow control from different devices.

In order to regulate the flow from a single medical application, the application relay includes the Transmission Window parameter in its Acknowledgement messages sent to the medical application. This Transmission Window size informs the medical application that it can transmit the included number of bytes without waiting for an acknowledgement. After sending that number of bytes, the medical application waits for an acknowledgement message. If that acknowledgement message only contains the last received message, it is an indication to the medical application that all messages sent since the last acknowledgement was sent. Upon receiving this, the medical application can reset the window size and start transmitting new data.

FIG. 7 illustrates an exemplary message exchange used to slow down or temporarily stop the information transfer between the medical application and its peer, the application relay. The Wait message **105** is sent from the application relay to the medical application on medical device **10**. The Wait message **105** commands the medical application on medical device **10** to reduce the rate of information transmission or stop it for a period of time. Hence, the message contains the following parameters:

- Source and destination addresses.
- Source and destination communication ports.
- Session identifier.
- Message identifier.

Transmission window size parameter, which includes the new transmission window for future messages. A transmission window size of zero indicates that the medical application should stop sending messages and buffer information until a larger value is sent in the transmission window parameter. A new Wait message **105** or an Acknowledgement message can overwrite this transmission window by including a higher or lower value.

The Wait\_Ack message **110** is sent from the medical application on medical device **10** to the application relay on gateway device **30**. The purpose of this message is to acknowledge the receipt of the Wait message **105**. If the medical application is requested to stop transmission for a period of time (by including a value of zero in the transmission window parameter) the medical application may choose to send a buffer-size parameter in the Wait\_Ack message **110**, which indicates how long it can buffer packets. The buffer-size parameter can be represented by time units or number of bytes. Hence, the Wait\_Ack message **110** includes, at least, the following parameters:

- Source and destination addresses.
- Source and destination communication ports.
- Session identifier.
- Message identifier.
- Buffer-size.

The application relay running on gateway device **30** may command the medical application on medical device **10** to redirect one or more sessions to a new peer using the session redirection exchange illustrated in FIG. 8. This may be done for load-balancing, to obtain better access to the Internet, or to send session information to another entity that needs it more urgently (e.g. a physician, paramedic, and so on). The redirection command may be triggered by a command sent to the application relay from a remote entity or due to manual intervention by the user.

Based on, optionally, an external input **1**, the application relay on gateway device **30** may decide to send the Session\_Redirect message **115** to the medical application on medical device **10**, with which a session already exists. The Session\_Redirect message (**115**) contains, at least, the following information:

- Source and destination addresses.
- Source and destination communication ports.
- Session identifier.
- Message identifier.
- New peer parameter, which includes the reachability information of the peer that the medical application is being redirected to. This may include an address and communication ports.
- Redirected sessions parameter, which includes the session identifiers for those sessions that need to be redirected to the new peer.
- Authentication credentials for the new peer parameter, which is optional, and includes the credentials of the new peer of the medical application on medical device **10**.

Upon receiving the Session\_Redirect message **115**, the medical application checks the session identifier parameter. If the session identifier does not match an existing session, an error code can be included in the Redirect\_Ack **120** message. Alternatively, the medical application may send a Session-unknown **90** message including the session identifier. However, if the session identifier were valid, the medical application starts the authentication process with the new peer. If the peer's full reachability information were not provided the medical application may have to start the discovery phase presented in FIG. 3.



## 11

Following the processing of the Session\_Redirect message **115**, the medical application sends the Redirect\_Ack **120** message. This message includes at least the following information:

- Source and destination addresses.
- Source and destination communication ports.
- Session identifier.
- Message identifier.
- Result field, which indicates whether the redirection of the session was successful or not and the reasons given for failure.

If the redirection was not successful the application relay may command the medical application to try again, or, alternatively, continue receiving traffic in this session. If the redirection was successful, the session is closed.

The application relay on gateway device **30** may command the medical application on medical device **10** to multicast one or more sessions to several peers, which may include the application relay sending this message. Such data duplication can be useful when several entities need to store or observe particular information coming from the medical application on medical device **10**. Like the Session\_Redirect message, session multicasting can take place as a result of a command from a remote server or manual intervention by the user. In order to order session multicast, the application relay on gateway device **30** sends the Session\_Mcast message **125** as shown in FIG. **9**.

The Session\_Mcast message **125** contains at least the following information:

- Source and destination addresses.
- Source and destination communication ports.
- Session identifier.
- Message identifier.
- New peers parameter, which provides reachability information for the peers that the medical application needs to multicast sessions to. This may include addresses and communication ports. The application relay sending this message may also include its own reachability information to indicate that it should continue to receive traffic for the multicast session.
- Session identifiers parameter, which includes one or more session identifier that identifies session that need to be multicast to the new peers. An implementation may choose to only include one session identifier per Session\_Mcast message. In this case, if multiple sessions need to be multicast, multiple Session\_Mcast messages will need to be sent, each as part of the session being multicast.
- Authentication credentials for new peer's parameter, which includes multiple authentication credentials, one for each peer. This parameter is optional.

Upon receiving the Session\_Redirect message **125**, the medical application on medical device **10** checks the session identifier parameter. If the session identifier does not match an existing session, an error code can be included in the Mcast\_Ack **130** message. Alternatively, the medical application may send a Session\_unknown **90** message including the session identifier. However, if the session identifier were valid, the medical application starts the authentication process with the new peers. If the peers' full reachability information were not provided the medical application may have to start the discovery phase presented in FIG. **3**.

Following the processing of the Session\_Mcast message **125**, the medical application sends the Mcast\_Ack **130** message. This message includes at least the following information:

## 12

- Source and destination addresses.
- Source and destination communication ports.
- Session identifier.
- Message identifier.

5 Result parameter, which contains the result of the operation and indicates success or failure. If the operation failed for some peers, such peers would be included in this message. If the operation failed for entire sessions, those session identifiers would be included.

10 Now that the messaging between the medical device and gateway has been described, the messaging between gateway **30** and application server **70** will be discussed. Messages exchanged between those two entities can be divided into two categories: 1) Signalling messages and 2) data messages. Signalling messages deal with session initiation, which includes server discovery, session control, and session maintenance. Data messages are packets that include data exchanged between gateway device **30** and application server **70**.

Initially, gateway **30** employs a server discovery process to discover the address of application server **70** and initiate a new session. This process is illustrated in FIG. **10**. Gateway device **30** starts the discovery process by obtaining the IP address of application server **70** as represented by block **135**. In one aspect of this invention, this can be done through manually configuring the IP address in gateway device **30**. In another aspect of this invention the IP address can be obtained dynamically using the Domain Name System (DNS) (RFC 1033, RFC 1034, RFC 1035) or the Dynamic Host Configuration Protocol for IPv4 or IPv6 (RFC 2131 and RFC 3315).

After the IP address of application server is obtained, the application on gateway device **30** sends a session\_init message **140**. This message contains, at least, the following parameters:

- The source and destination addresses
- The source and destination communication port numbers. This is typically the port number identifying the communication sockets when using the TCP/IP communication suite.
- The user's identifier. This parameter is either a unique alphanumeric string or number that identifies the user that owns an account on application server **70**.

This message starts the authentication process **145** where both gateway device **30** and application server **70** authenticate each other. After a successful authentication phase, the application server sends the init\_ack **150** message. This message is authenticated based on the credentials derived from the authentication phase **145** and contains, at least, the following information:

- The source and destination addresses
- The source and destination communication port numbers. This is typically the port number identifying the communication sockets when using the TCP/IP communication suite.
- The user's identifier. This parameter is either a unique alphanumeric string or number that identifies the user that owns an account on application server **70**.
- The session identifier, which is a unique number chosen by application server **70**.

Record indices. This is an optional parameter sent from application server **70** to gateway device **30** to provide it with the indices used by the server to identify parts of the user's record. These indices can be used later by gateway device **30** to create or update entries in the user's record. Indices are essential to inform the server where such entries should be stored (i.e. under what category).

## 13

Application server's address parameter, which may include a different address from that used by the sender of this message. Essentially, this parameter can be used by the sender to redirect the application on gateway device **30**, to another server. This may be done for load sharing, or to separate the servers handling the signalling messages from those receiving payload data.

Authentication and encryption data. This parameter includes the data needed by the receiver to authenticate and decrypt the message.

A session may contain one or more streams that correspond to different types of information being exchanged between gateway device **30** and the application server **70**. When initiating a new stream, gateway device **30** indicates the type of information intended for such stream by including the application identifier parameter. This parameter allows application server **70** to identify the information and allocate the necessary resources for it. FIG. **11** illustrates the stream initiation process. The application on gateway device **30** sends the stream\_init **155** message. This message is authenticated based on the credentials derived from the authentication phase **145**. The message contains, at least, the following information:

The source and destination addresses

The source and destination communication port numbers. This is typically the port number identifying the communication sockets when using the TCP/IP communication suite.

The user's identifier parameter, which is either a unique alphanumeric string or number that identifies the user that owns an account on application server **70**.

The application identifier. This is the application identifier presented earlier in the Identification message **55**.

The payload label parameter, which is optionally included in the message and contains an alphanumeric string that includes the label for the payload information sent in this session. The label may be manually added by the user or automatically generated by the application on gateway device **30**. This label can be a readable string that allows users to later distinguish different entries in their records.

The latest version supported by the application on gateway device **30**.

Authentication and encryption data.

Upon receiving this message, application server **70** sends the stream\_ack **165** message. This message is authenticated by the credentials derived from the authentication phase **145**. This message contains, at least, the following information:

The source and destination addresses

The source and destination communication port numbers. This is typically the port number identifying the communication sockets when using the TCP/IP communication suite.

The session identifier.

A stream identifier parameter, which identifies a particular stream within a session. A session may contain one or more streams corresponding to different sets of information being sent by gateway device **30**. The stream identifier is then used by gateway device **30** in each payload packet.

The storage identifier parameter, which identifies the part of the user's record where the information needs to be stored. The identification of the part of the user's record that will contain this information may be done manually (by the user) or inferred by the server based on the application identifier information sent in the stream\_init **155** message.

## 14

Result parameter, which contains the result for the operation which indicates either success or failure and the reason for such failure.

Authentication and encryption data.

Gateway device **30** may at any time subscribe to a particular event. Examples of events include comments that may be added to the profile, messages, alerts of any kind and reminders. In order to subscribe, the gateway device sends a subscription request message **185** to the application server. FIG. **12** illustrates this message exchange. The Subscribe message is sent from the Gateway device to the application server. It contains the following information:

Source and destination addresses

Source and destination communication ports

Session identifier

Event descriptor parameter, which includes either an index to a particular event or a string that describes the event.

Authentication and encryption data.

The application server responds with the Subscribe\_Ack **195** message to gateway device **30**. This message includes the following information:

Source and destination addresses

Source and destination communication ports

Session identifier

Status parameter, which includes information that indicates success or failure of the operation. In case of failure, reasons are specified.

Authentication and encryption data.

When a particular event that the gateway device subscribed to takes place, the application server sends a Notify message. Different events may address different needs. Some events address the user, other address the application software and may be transparent to the user. The application server may send a readable message to the user instead of, or in addition to the Notify message. Examples of readable messages include the Short Message Service (SMS) or electronic mail (e-mail). FIG. **13** illustrates this message exchange. Initially, a Notify message **205** is sent from application server **70** to gateway device **30**. This message informs the gateway device that an event, for which the device has subscribed, has taken place. The Notify message contains the following information:

The source and destination addresses

Source and destination communication ports

Session identifier.

Event parameter, which describes the event that took place.

This can be done by simply including an index representing the event, user readable text for display.

Authentication and encryption data.

The Gateway device responds to the Notify message **205** with a Notify\_ack message **215**. The Notify\_ack message contains the following information:

The source and destination addresses

Source and destination communication ports

Session identifier.

Status parameter, which indicates success or failure of the operation. Depending on the content of the message, the server may take further action.

Authentication and encryption data.

The application server **70** may send a readable message **220** instead of, or in addition to the Notify message **205**. Acknowledgement of such message depends on the protocol being used to send the message.

User records can be retrieved by gateway device **30** or any other viewing device that the user may choose. For simplicity, gateway device **30** is described as the retrieving device. In order to retrieve records, the gateway device needs to request

top level indices for the record. This refers to the main sections in the record, each identified with a unique index. The gateway device can then request child records. Child records are subsets of the main sections represented by the top level indices. Each top level index is identified by a name that may be represented as a string. In addition, each entry (including top level and child records) can be associated with a number of attributes that describe the format of the data included in the entry, dates, and other logs associated with such data.

All types of entries can be retrieved from application server **70** using the Retrieve message **230**. This message requests one or more entries. The message exchange for retrieving records is illustrated in FIG. **14**. The Retrieve message **230** contains the following information:

The source and destination addresses.

The source and destination communication ports.

The session identifier.

The stream identifier.

Data retrieval request parameter, which identifies the data to be retrieved by gateway device **30**. This parameter can indicate a request to retrieve a specific entry in the user record, a group of entries (e.g. all parent entries), or all entries in the user's record.

Authentication and encryption data parameter, which includes data that can be used to verify the authenticity of the message and decrypt it.

Upon processing the retrieve message, application server **70** sends the retrieve\_ack message **240**. This message contains the following information:

The source and destination addresses.

The source and destination communication ports.

The session identifier.

The stream identifier.

Status parameter, which indicates success or failure of the operation.

Entry ports parameter, which informs the gateway device of which entries may need to be retrieved from other communication ports or network addresses. For instance, application server **70** may tell gateway device **30** to retrieve some entries as files, using the file transfer protocol (FTP). In this case, such information would be included in this parameter and the gateway device would then retrieve those entries from the addresses or communication ports provided by application server **70**.

Data parameter, which contains some or all of the entries requested by gateway device **30**. If the requested entries could not be sent in this message (e.g. too long for one message), then the application server will send them in separate messages. These messages are highlighted by the "Data Exchange" line in FIG. **14**.

Authentication and encryption data parameter, which includes data that can be used to verify the authenticity of the message and decrypt it.

After receiving the retrieve\_ack **240** message, the gateway device will be able to receive data from the application server. Data transferred between the application on gateway device **30** and application server **70** takes place after a session and a stream are established. Each packet transferred between those two entities contains information about the sender and the receiver, whose IP addresses was conveyed to the application on gateway device **30** during the session establishment process. In addition, each packet contains the session identifier, the stream identifier, and information about the payload contained in the packet. The type of payload can either be inferred from the application identifier exchanged during session

establishment or included in each packet. Additionally, the operation required is included in the packet carrying the payload. The operation may request the application server to create a new entry, update an existing entry, or delete and entry. Other operations can be added to the protocol as needed.

The data transferred between the application on gateway device **30** and application server **70** can use any transport protocol mechanism, like the User Datagram Protocol (UDP), the Transmission Control Protocol (TCP) or other transport protocols. A payload data packet contains the following information:

The source and destination addresses.

The source and destination communication ports.

The version of the protocol being used.

The session identifier.

The stream identifier.

Packet identifier parameter, which uniquely identifies a packet within a stream. When combined with the stream identifier it uniquely identifies a packet within a session.

Operation parameter, which indicates the type of operation requested for the payload. For instance, this indicates: create entry, update entry, or delete entry.

Indication of fragmentation parameter, which indicates whether the payload included is a fragment of larger pieces of information, and if so, its order, or that the payload includes all of the data transferred.

Payload Data field, which includes user generated, gateway device generated, or medical device generated data that is transferred to application server **70**.

Authentication and encryption data.

Data sent from gateway device **30** or application server **70** is acknowledged by the receiver using the acknowledgement message. This message contains, at least, the following information:

Source and destination addresses.

Source and destination communication ports.

Session identifier.

Stream identifier

Packet identifier.

Acknowledged fragments parameter, which contains one or more fragment numbers that are being acknowledged by the application server. The fragment numbers are obtained from the Indication of fragmentation parameter described above. This parameter may simply contain the last received fragment, which would indicate that every fragment up to the one included in this parameter was received correctly.

Authentication and encryption data.

The application server **70** can order the client to redirect a session to another server. The redirection may order the application on the gateway device to re-authenticate itself to the new application server, or simply continue transmission provided that authenticated acknowledgements are received from application server **70**. Redirection can also be done for a particular request. For instance, the gateway device may request a particular operation that cannot be met by the current application server **70**; application server **70** can redirect gateway device **30** to another server that can fulfil its request. However, this does not necessarily mean that future request will automatically go to the new server. Hence, the redirection process can be permanent, or done on a task-by-task basis. The redirection message exchange is illustrated in FIG. **15**.

The Redirect message **250** can be sent by either gateway device **30** or application server **70**. When this message is sent

from application server **70** to gateway device **30** it is based on either an external event, or a request from gateway device **30**. The Redirect message contains the following information:

The source and destination addresses.

The source and destination communication ports. 5

The version of the protocol being used.

The session identifier.

The stream identifier.

Reason parameter, which indicates the reason for the Redirect message. The reason can indicate non-availability 10 of a service, entry retrieval, change in network conditions, and administrative policy among other reasons. This parameter also indicates whether the change is permanent, i.e. redirecting the entire session, the stream, or only for a particular request that can be best met by 15 another server.

Redirection information parameter, which provides the necessary information for the receiver in order to be able to establish a connection with the new entity. Examples 20 of such information include the new entity's IP address, transport protocol (e.g. UDP or TCP) and the port number that should be used. This parameter also indicates whether a new security association needs to be established.

Authentication and encryption data. 25

After processing the Redirect message **250**, the receiver sends the Redirect\_ack message **260**, which contains the following information:

The source and destination addresses.

The source and destination communication ports. 30

The version of the protocol being used.

The session identifier.

The stream identifier.

Status parameter, which indicates success or failure of the operation. In case of failure, this parameter indicates the 35 reason for failure.

Authentication and encryption data.

Session multicasting involves the request from either gateway device **30** or application server **70** for the other end to send the information to multiple entities. The gateway device 40 may request the server to send data to multiple devices, including itself. The same request can come from application server **70** to gateway device **30** in order to allow other entities to receive information. The multicasting request-response process is shown in FIG. **16**. For simplicity, we only show the case where the request is made by application server **70**. However, the reverse can also be true. The Mcast message **270** contains the following information:

The source and destination addresses.

The source and destination communication ports. 50

The version of the protocol being used.

The session identifier.

The stream identifier.

Reason parameter, which indicates the reason for the Mcast message. The reason can indicate emergency, 55 multiple viewing devices or administrative policy among other reasons. This parameter also indicates whether the change is permanent, i.e. redirecting the entire session, for this stream, or only for a particular request.

Multicasting information parameter, which provides the necessary information for the receiver in order to be able to establish a connection with the new entities. Examples of this data include the IP address of the new 60 entity, the protocol to be used (e.g. UDP or TCP) and the port numbers. This parameter also indicates whether a new security association needs to be established.

Multicast off parameter, which is used to request that the receiver stop multicasting the session or stream that was being multicast. This parameter is only added when the sender wishes to stop an existing multicast. Stopping a multicast implies that the multicast traffic is unicast to the original receiver before multicasting started.

Authentication and encryption data.

Upon successfully processing the Mcast message **270**, the receiver sends the Mcast\_ack message **280** to acknowledge reception. The Mcast\_ack message **280** contains the following information:

The source and destination addresses.

The source and destination communication ports.

The version of the protocol being used.

The session identifier. 15

The stream identifier.

Status parameter, which indicates success or failure of the operation. If the operation failed, this parameter would indicate the reason for failure.

Authentication and encryption data. 20

Either gateway device **30** or application server **70** can terminate a session at any time. Session termination implies the termination of all streams within the session. Termination can also be done for one stream within a session while keeping the rest of the session active. Termination is done by sending the Term message **290**. This message can originate in gateway device **30** or application server **70**. FIG. **17** illustrates the case where it originates from the application server. The Term message **290** contains the following information:

The source and destination addresses. 30

The source and destination communication ports.

The version of the protocol being used.

The session identifier.

The stream identifier parameter, which is included if one stream is being terminated while the session remains active. 35

Reason parameter, which specifies a reason for terminating the session.

Authentication and encryption data.

Upon receiving the Term message **290**, the receiver constructs the Term\_ack message **300** and sends it. The Term\_ack message **300** contains the following information:

The source and destination addresses.

The source and destination communication ports.

The version of the protocol being used. 45

The session identifier.

Status parameter, which specifies the result of the operation. In some cases the termination operation may fail, which results in the sender repeating the process. However, in other cases the sender may ignore the operation's failure and simply terminate the session at its end.

Authentication and encryption data.

At any point in time after a session is established, application server **70** may send a command to gateway device **30** that can either demand a certain action from the gateway device or from medical device **10**. If the command requests an action by medical device **10**, it is relayed by gateway device **30** to medical device **10**. The command may contain any action deemed necessary by the application server. For instance, 60 application server **70** may need medical device **10** to perform a certain lifesaving action like defibrillation or other actions needed by the user. The command message **320** is illustrated in FIG. **18**. The Command message **320** contains the following information:

The source and destination addresses.

The source and destination communication ports.

The version of the protocol being used.

The session identifier.

The stream identifier parameter, which is included if a stream is established and the Command message is related to the established stream.

Command parameter, which contains a description of the command sent from application server 70.

Authentication and encryption data.

The Command\_ack message 330 is sent from gateway device 30 to acknowledge the reception of the command message 320. It contains the following information:

The source and destination addresses.

The source and destination communication ports.

The version of the protocol being used.

The session identifier.

The stream identifier parameter, which is included if it were included in the command message 320.

Status parameter which, specifies the success or failure of the operation and reason for failure.

Authentication and encryption data.

If the Command message 320 requested an action by medical device 10, gateway device 30 will relay the command to medical device 10 using the Comm message 340. The Comm message contains the following information:

The source and destination addresses.

The source and destination communication ports.

The version of the protocol being used.

The session identifier parameter, which includes the session identifier for the session set-up between medical device 10 and gateway device 30.

The message identifier.

Command parameter, which describes the command sent from application server 70.

Authentication and encryption data.

Medical device 10 acknowledges the reception of the Comm message 340 by sending the comm\_ack message 350. The comm\_ack message contains the following information:

The source and destination addresses.

The source and destination communication ports.

The version of the protocol being used.

The session identifier.

The message identifier.

Status parameter, which specifies success or failure and the reason for failure.

Authentication and encryption data.

Exemplary embodiments of the present invention allow application server 70 to detect the presence of a medical emergency that requires alerting a medical emergency service or physician, or a nominated person or all of the above. Detecting an emergency can take place if application server 70 is explicitly notified by gateway device 30 (possibly due to a notification by medical device 10) or by analysing the data sent from gateway device 30 and deciding that a medical emergency exists.

Gateway device 30 can indicate an emergency while sending medical information, relayed from medical device 10 or due to manual intervention by the user. On the other hand, application server 70 can detect an emergency by analysing the medical data coming from gateway device 30. Such analysis may be routinely made when a stream is set-up for certain types of devices (known from the application identifier) or due to a request by the user, or due to certain configuration on the user's account. For instance, a user that may need close attention (a recovering patient or a high risk one) may have an account configuration that requires continuous monitoring of all data sent from his or her medical device.

Depending on the settings in the user's account, an emergency situation may be handled differently. An application

server may alert certain parties of the need for attention to the user's data. Alternatively, the application server may notify such parties as well as notifying an emergency service, e.g. ambulance service to get to the user. In the latter scenario, the user's location would be collected from the gateway device. The user's location can be obtained through the knowledge of the geographical location using a positioning system (e.g. satellite based systems like GPS or triangulation techniques in cellular networks), the Internet topology where the user is located, the access point to the Internet that the gateway device is connected to, or a combination of all of this information.

User records contain health information that is manually or automatically added by the user or gateway device 30, respectively. Examples of health information include the following:

Medical history: including the user's previous illness, surgeries, accidents or any other event in the past that affected the user's health.

Medications: including any prescription or non-prescription medication that the user is taking. This also includes allowing the user to renew prescriptions online.

Scans: including any scans received like X-rays, ultrasound information, CT-scans, MRI, and any other types of scans related to cardiology health.

Pathology: including any laboratory results done for the user.

Nutritional diary: including the user's nutritional diary, food consumption, the user's height and weight, and the amount of nutrients in the user's food, including calories. This record may also contain the ingredients of food consumed by the user.

Exercise diary: including the user's exercise diary, like running, swimming, walking or any other exercise activity. Each exercise session can contain several attributes related to the user's physical functions during exercise. A simple example of such attributes includes the user's heart rate. Such measurements can be taken regularly during exercise and sent to application server 70 from medical device 10, through gateway device 30.

Measurements: including any measurements related to the user's health that are added automatically by gateway device 30 or manually added by the user.

Family history: including any hereditary illnesses like heart disease, that affected the user's family members.

Doctor's comments: including any comments added by the user's physicians or health practitioners.

Toddler records: including information about toddlers in the user's family. This includes any information related to the toddler's health, height, weight, vaccinations, illness, and so on.

Subscribed Services: including the services that a user is subscribed to receive.

Biometric information: including any biometric information that can be used to identify the user. Examples include retinal scans, fingerprints, DNA information or any other information.

User's identification: including user identification information like scans of a driver's license, passport, or any other photographic or non-photographic identification.

Personal settings: including the user's personal settings and preferences. This may include display settings, language preferences, choice of whether the user wants to receive alerts other than those subscribed, and so on.

Medical library: including interesting articles that may be relevant to the user's medical records.

Each of the above headings within a user's record contains zero or more entries. Each entry has attributes that define read

and write authorization. In other words, each entry can be read or modified based on the authorization level of the user. Hence, different entities viewing the user's record may be able to read or modify subsets of the record. As a result of this architecture, the record owner may associate different entities with different levels of authorization. This allows the record owner to allow different health practitioners to view different parts of his or her medical records.

The foregoing disclosure has been set forth merely to illustrate the invention and is not intended to be limiting. Since modifications of the disclosed embodiments incorporating the spirit and substance of the invention may occur to persons skilled in the art, the invention should be construed to include everything within the scope of the appended claims and equivalents thereof.

What is claimed is:

**1.** A method for delivering telemedicine services, the method comprising:

obtaining, by a medical device, diagnostic information;  
discovering, by the medical device, a gateway device,  
wherein the discovering includes an exchange of mes-  
sages at a link layer, IP layer, or application layer, and the  
exchanged messages include

the medical device transmitting a message to the gate-  
way device announcing capabilities required to ini-  
tiate communication, the announced capabilities  
including types of medical applications supported by  
the medical device, and

the medical device receiving from the gateway device a  
message announcing capabilities of the gateway  
device;

establishing, by the medical device, a connection with the  
gateway device;

establishing, by the medical device, a session with the  
gateway device; and

transferring, by the medical device, the diagnostic infor-  
mation to the gateway device.

**2.** The method of claim 1, further comprising:

establishing, by gateway device, a connection with an  
application server;

establishing, by the gateway device, a session with the  
application server; and

transferring, by the gateway device, the diagnostic infor-  
mation to the application server.

**3.** The method of claim 2, further comprising:

storing the diagnostic information in a database;  
analyzing the stored diagnostic information; and  
raising an alarm when the stored diagnostic information  
exceeds a predefined threshold, wherein the predefined  
threshold is customized on a per-user basis.

**4.** The method of claim 3, wherein the raising the alarm  
includes dialing an emergency service provider and providing  
a user's location and medical records.

**5.** The method of claim 3, wherein the diagnostic informa-  
tion is stored in an entry in the database that is uniquely  
indexed.

**6.** The method of claim 5, wherein the diagnostic informa-  
tion can be modified by a remote wired or wireless device.

**7.** The method of claim 3, wherein the diagnostic informa-  
tion is stored in the database as a user record, and user record  
includes information about health and wellness of a user  
including medical history, family history, toddler medical  
data, nutritional diary, health measurements, exercise diary,  
scans and laboratory results.

**8.** The method of claim 7, wherein read/write authorization  
levels are associated with each entry within the user's medical  
record.

**9.** The method of claim 1 wherein a plurality of sessions are  
established over the connection between the medical device  
and the gateway device.

**10.** The method of claim 1, wherein the gateway is a wire-  
less device.

**11.** The method of claim 1, wherein a plurality of medical  
devices establish connections and sessions with the gateway  
device.

**12.** The method of claim 1, further comprising:  
receiving, by the medical device, a redirection message  
from the gateway device; and  
redirecting the diagnostic information to an element iden-  
tified in the redirection message.

**13.** A method for delivering telemedicine services, the  
method comprising:

obtaining, by a medical device, diagnostic information;  
discovering, by the medical device, a gateway device;  
establishing, by the medical device, a connection with the  
gateway device;

establishing, by the medical device, a session with the  
gateway device;

transferring, by the medical device, the diagnostic infor-  
mation to the gateway device;

exchanging data between the medical and gateway  
devices; and

performing flow control over the data exchange, wherein  
the flow control includes the medical device receiving  
a message from the gateway device instructing the  
medical device to slow down or temporarily stop  
information transfer to the gateway device.

**14.** A method for delivering telemedicine services, the  
method comprising:

obtaining, by a medical device, diagnostic information;  
discovering, by the medical device, a gateway device;  
establishing, by the medical device, a connection with the  
gateway device;

establishing, by the medical device, a session with the  
gateway device;

transferring, by the medical device, the diagnostic infor-  
mation to the gateway device;

establishing, by gateway device, a connection with an  
application server;

establishing, by the gateway device, a session with the  
application server; and

transferring, by the gateway device, the diagnostic infor-  
mation to the application server, wherein the gateway  
device establishes sessions in addition to the session  
with the application server, and diagnostic information  
is multicast by the gateway device over the session with  
the application server and the additional sessions.