



US008238486B2

(12) **United States Patent**
Park et al.

(10) **Patent No.:** **US 8,238,486 B2**
(45) **Date of Patent:** **Aug. 7, 2012**

(54) **DIGITAL BROADCASTING TRANSMISSION/RECEPTION SYSTEM HAVING IMPROVED RECEIVING PERFORMANCE AND SIGNAL PROCESSING METHOD THEREOF**

(75) Inventors: **Eui-jun Park**, Seoul (KR); **Yong-deok Chang**, Suwon-si (KR)

(73) Assignee: **Samsung Electronics Co., Ltd.**, Suwon-si (KR)

(*) Notice: Subject to any disclaimer, the term of this patent is extended or adjusted under 35 U.S.C. 154(b) by 914 days.

(21) Appl. No.: **12/261,681**

(22) Filed: **Oct. 30, 2008**

(65) **Prior Publication Data**

US 2009/0122924 A1 May 14, 2009

Related U.S. Application Data

(63) Continuation of application No. 11/632,134, filed as application No. PCT/KR2005/002272 on Jul. 15, 2005, now Pat. No. 7,844,012.

(30) **Foreign Application Priority Data**

Jul. 15, 2004 (KR) 10-2004-0055192

(51) **Int. Cl.**

H04L 27/06 (2006.01)

H03M 13/00 (2006.01)

(52) **U.S. Cl.** **375/341**; 714/755

(58) **Field of Classification Search** 375/341, 375/316, 340; 714/755

See application file for complete search history.

(56) **References Cited**

U.S. PATENT DOCUMENTS

5,616,063 A 4/1997 Okumura et al.
5,679,059 A 10/1997 Nishi et al.
5,718,483 A 2/1998 Yamaguchi et al.

5,896,405 A * 4/1999 Moon 714/795
6,988,233 B2 1/2006 Kanai et al.
2002/0037056 A1 3/2002 Choi et al.
2002/0041608 A1 4/2002 Choi et al.
2002/0056065 A1 5/2002 Jung et al.
2002/0172277 A1 11/2002 Choi et al.
2002/0194570 A1 12/2002 Birru et al.

(Continued)

FOREIGN PATENT DOCUMENTS

CA 2 404 404 3/2003

(Continued)

OTHER PUBLICATIONS

PCT International Preliminary Report on Patentability dated Jan. 16, 2007 issued in PCT/KR2005/002272.

(Continued)

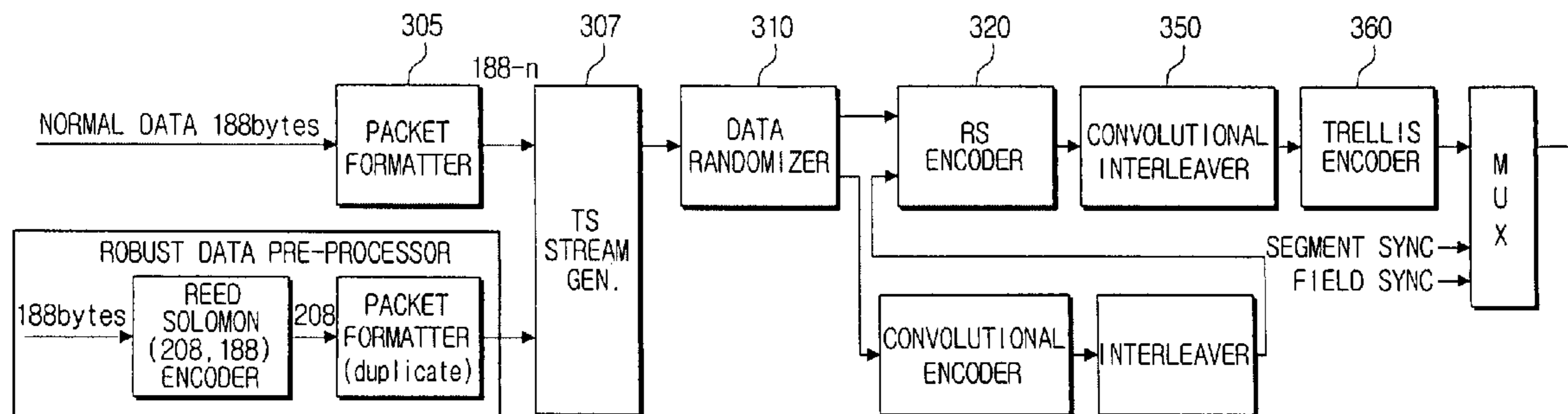
Primary Examiner — Khai Tran

(74) *Attorney, Agent, or Firm* — Stanzione & Kim, LLP

(57) **ABSTRACT**

A digital broadcasting transmission/reception system having improved receiving performance and signal processing method thereof. A digital broadcasting transmitter according to the present invention includes a data pre-processor which processed robust data and generates robust data packet of predetermined format, a TS stream generator which combines robust data packet with a normal data packet to generate a TS stream of a predetermined format, a randomizer which randomizes the TS stream output from the TS stream generator, a convolution encoder which performs convolution encoding with respect to the robust data of the data output from the randomizer, and a RS encoder which performs RS encoding with respect to the data output from the convolution g encoder. Accordingly, digital broadcasting receiving performance can be improved in a poor multipath channel, while maintaining compatibility with existing transmission/reception system.

6 Claims, 8 Drawing Sheets



U.S. PATENT DOCUMENTS

2003/0009719	A1	1/2003	Kanai et al.	
2004/0028076	A1	2/2004	Strolle et al.	
2004/0101046	A1	5/2004	Yang et al.	
2004/0105403	A1	6/2004	Lin et al.	
2004/0136352	A1*	7/2004	Fu et al.	370/341
2009/0129512	A1*	5/2009	Park et al.	375/340

FOREIGN PATENT DOCUMENTS

CN	1346212	4/2002
CN	1397107	2/2003
KR	1020020093930	12/2002
KR	1020030026236	3/2003
WO	WO 02/03678 A2	1/2002
WO	WO 02/100026 A1	12/2002
WO	2004/043073	5/2004
WO	2006/006833	1/2006

OTHER PUBLICATIONS

Chinese Office Action issued Jun. 3, 2010 in CN Application No. 200910165469.

Canadian Office Action issued in Canadian Patent Application No. 2572912 on Jun. 9, 2011.

Notice of Allowance issued in Korean Patent Application No. 10-2009-0081294 on Sep. 28, 2011.

Yang et al., "A Novel Scheme of Coding and Modulation for Digital Television Terrestrial Broadcasting," The 14th IEEE 2003 International Symposium on Personal, Indoor and Mobile Radio Communication Proceedings, pp. 376-379.

Korean Notice of Allowance issued Apr. 6, 2012 in Korean Patent Application No. 10-2004-0055192.

Canadian Office Action issued Apr. 13, 2012 in Canadian Patent Application No. 2,677,984.

Canadian Office Action issued Apr. 16, 2012 in Canadian Patent Application No. 2,677,985.

Korean Notice of Allowance issued May 3, 2012 in Korean Patent Application No. 10-2012-0021441.

Canadian Office Action issued May 8, 2012 in Canadian Patent Application No. 2,677,982.

Canadian Office Action issued May 8, 2012 in Canadian Patent Application No. 2,677,969.

Chinese Office Action issued May 18, 2012 in Chinese Patent Application No. 200910167085.1.

* cited by examiner

FIG. 1

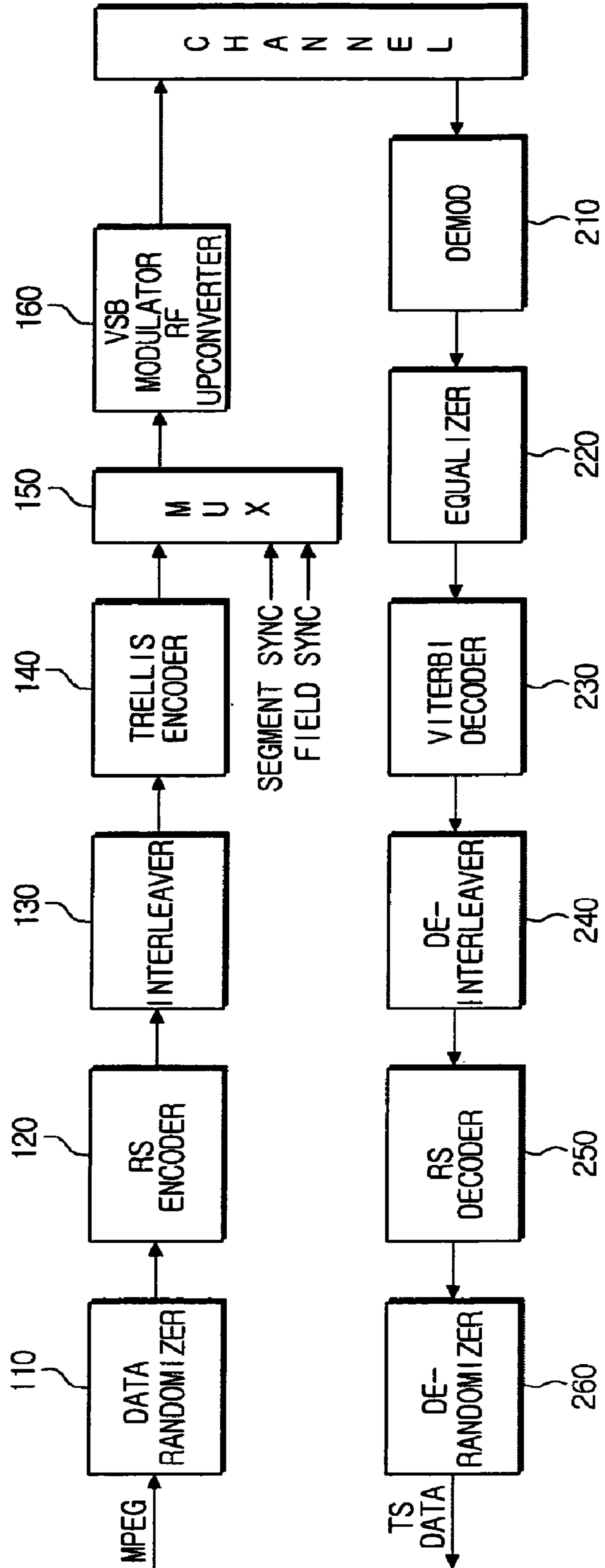


FIG. 2

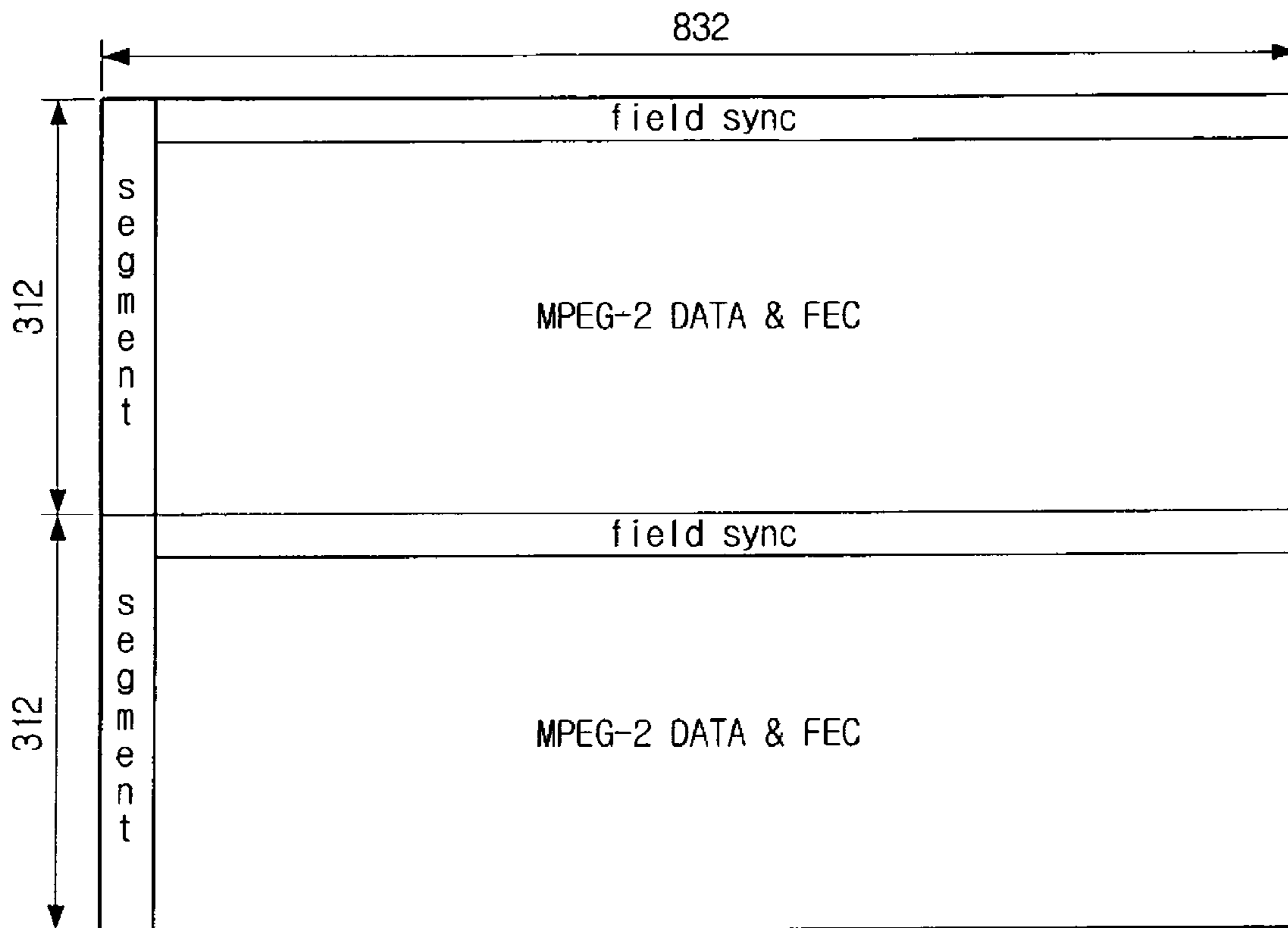


FIG. 3

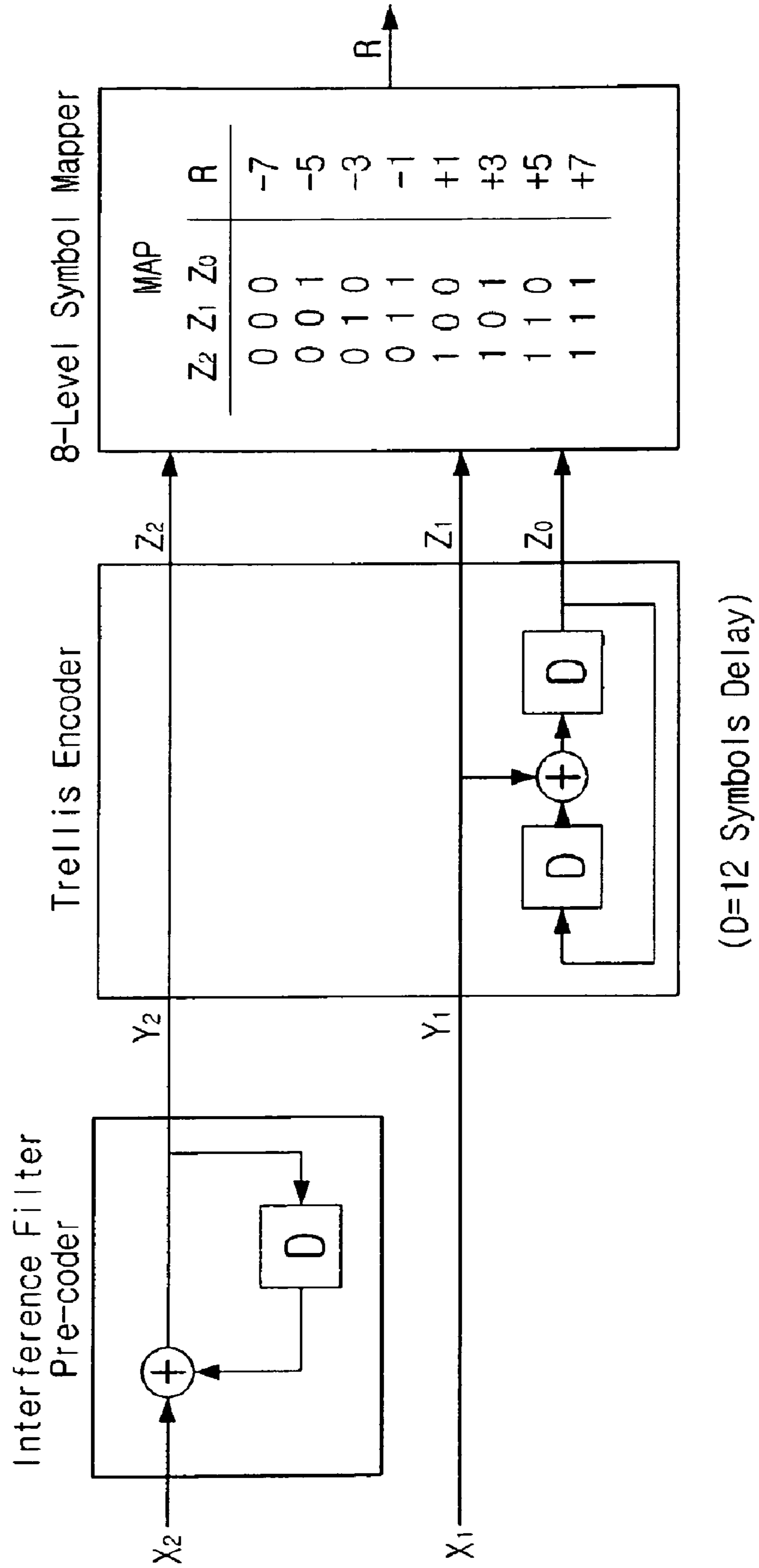
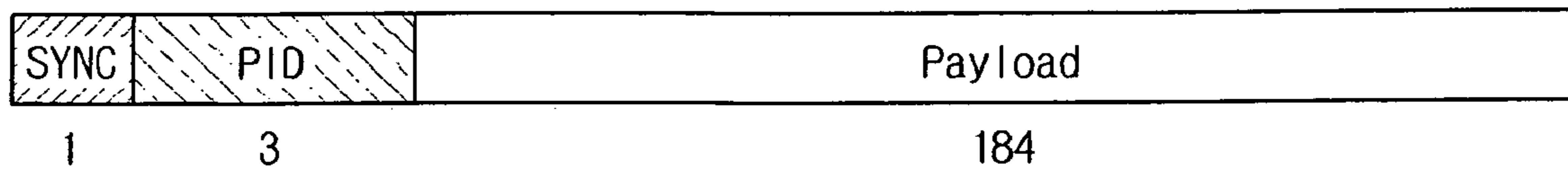


FIG. 4

Normal MPEG TS Packet



MPEG TS Packet Containing Adaptation Field

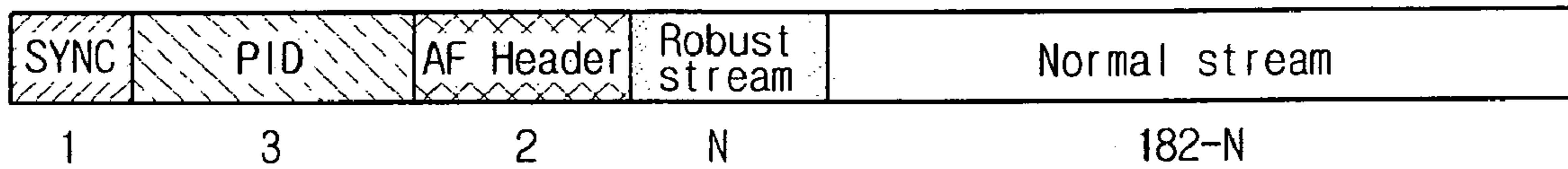


FIG. 5

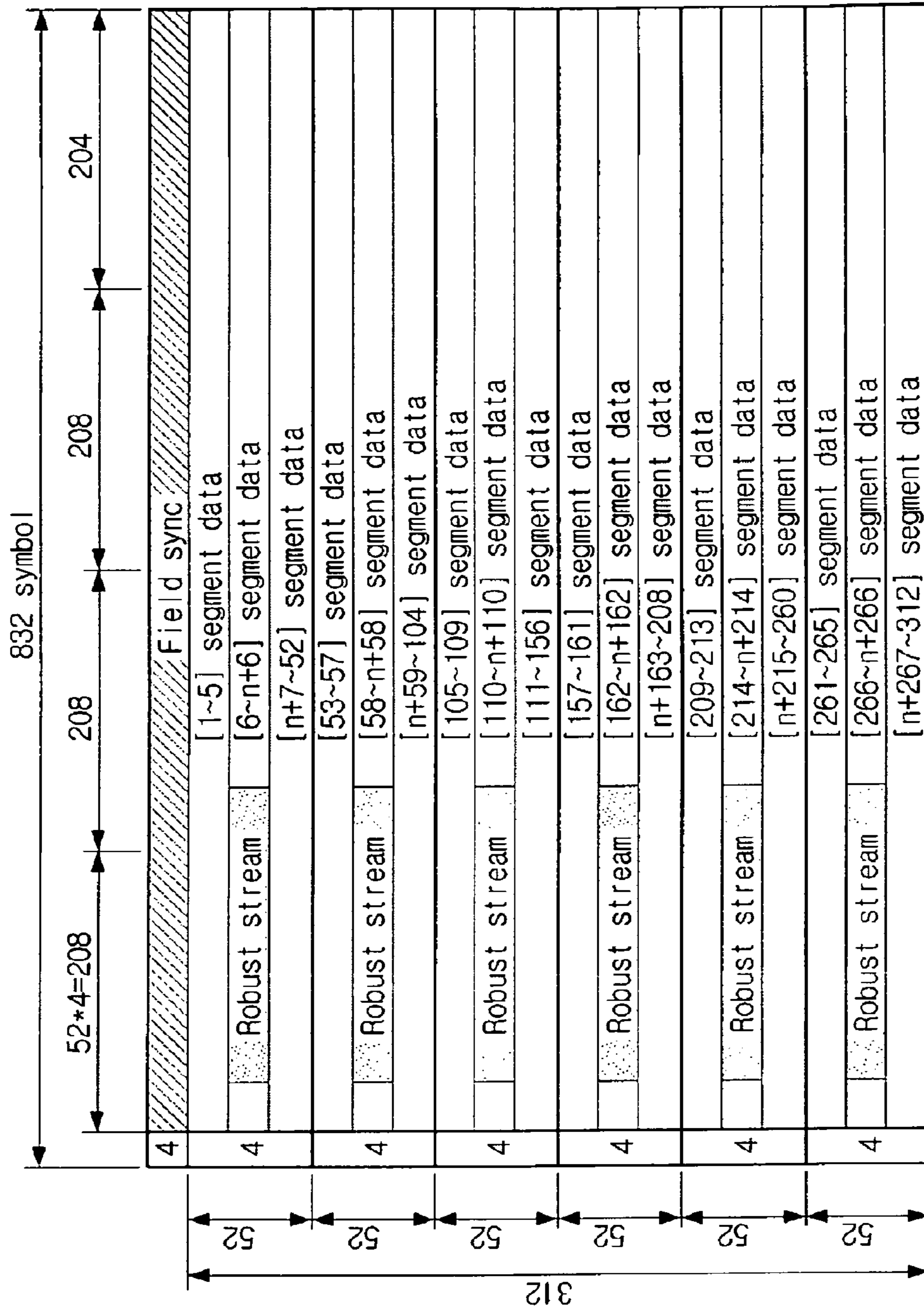


FIG. 6

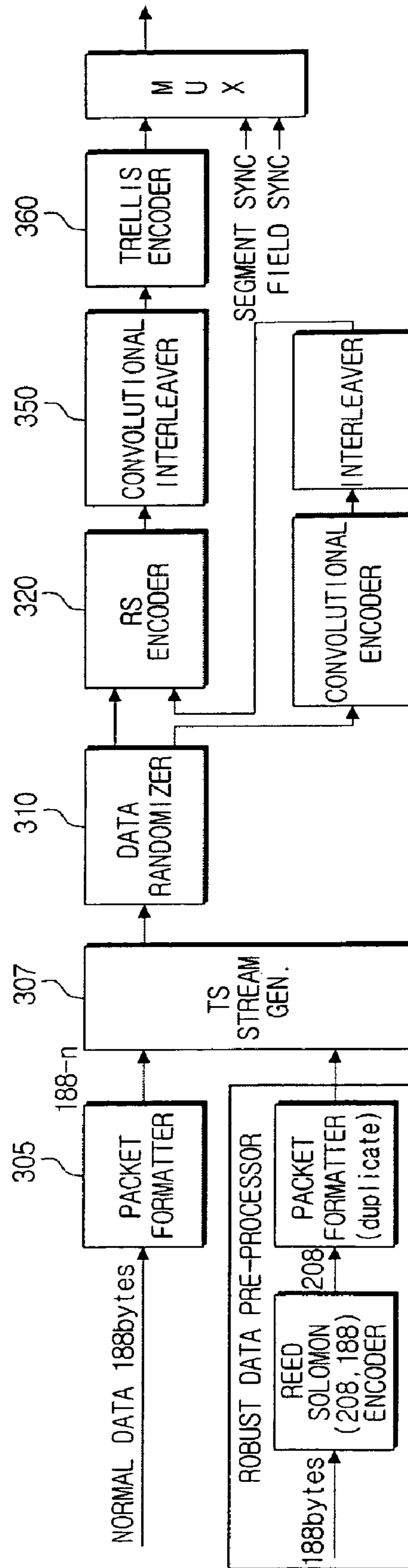


FIG. 7

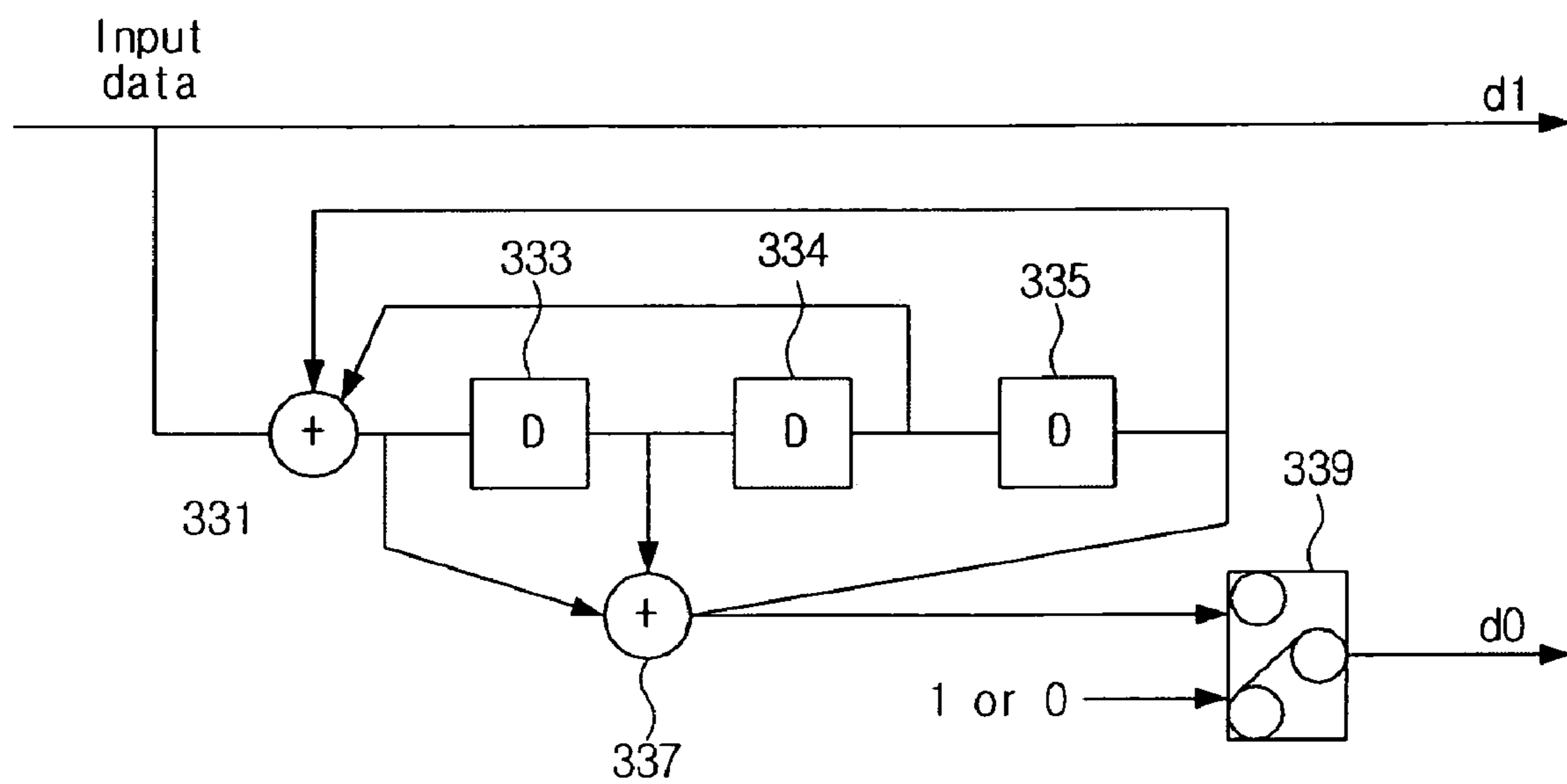
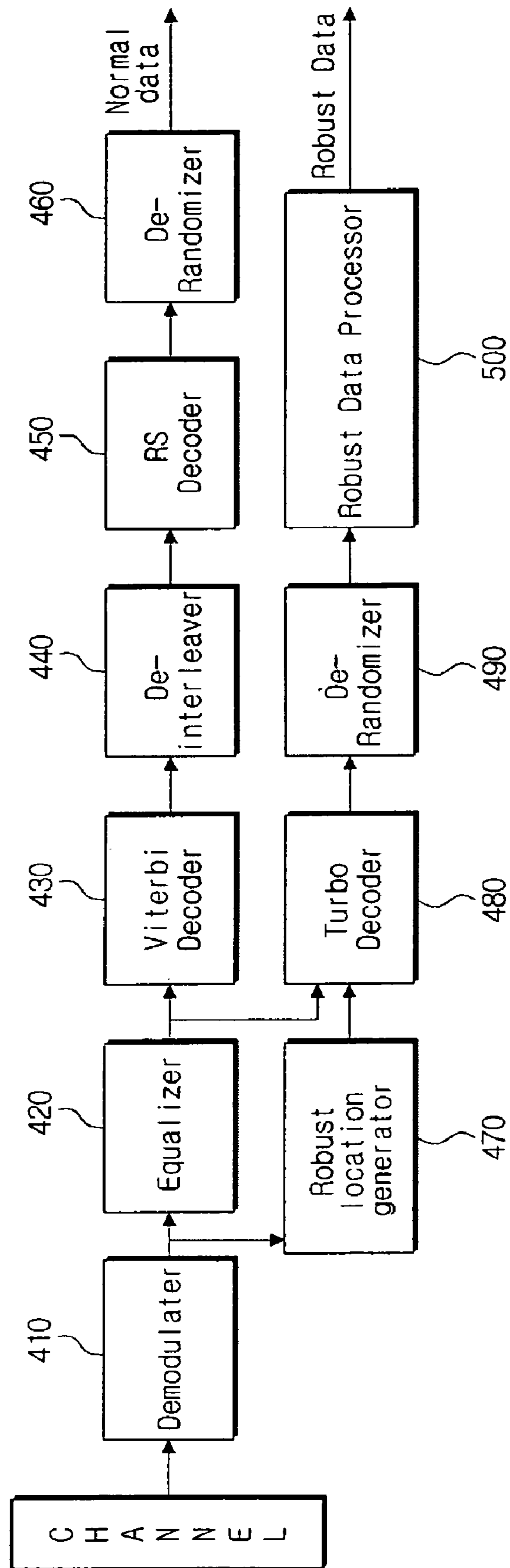


FIG. 8



1

**DIGITAL BROADCASTING
TRANSMISSION/RECEPTION SYSTEM
HAVING IMPROVED RECEIVING
PERFORMANCE AND SIGNAL PROCESSING
METHOD THEREOF**

This application is a continuation of prior application Ser. No. 11/632,134, filed Jan. 11, 2007 now U.S. Pat. No. 7,844,012, in the U.S. Patent and Trademark Office, now pending, which claims priority from Korean Patent Application No. 2004-55192, filed on Jul. 15, 2004 in the Korean Intellectual Property Office, and International application PCT/KR05/02272, filed on Jul. 15, 2005, the disclosure of which is incorporated herein in its entirety by reference.

TECHNICAL FIELD

The present invention relates to a digital broadcasting transmission/reception system, and more specifically, to a digital broadcasting transmission/reception system to reinforce a reception performance of a robust stream in a poor channel environment so that a reception performance of a normal stream can be improved together, and a signal processing method thereof.

BACKGROUND ART

The Advanced Television Systems Committee Vestigial Sideband (ATSC VSB) method, a U.S.-oriented terrestrial waves digital broadcasting system, is a single carrier method and uses a field sync by 312 segment unit. Accordingly, reception performance is not good in poor channels, especially in a Doppler fading channel.

FIG. 1 is a block diagram of a transmitter/receiver of a general U.S.-oriented terrestrial waves digital broadcasting system according to the ATSC digital television (DTV) standards. The digital broadcasting transmitter of FIG. 1 has a randomizer (110) for randomizing an MPEG-2 TS, an Reed-Solomon (RS) encoder (120) of a concatenated coder form for correcting errors generated by channels, an interleaver (130) (B=52, M=4), and a $\frac{2}{3}$ rate trellis encoder (140). The encoded data are mapped in 8 level symbol and are inserted with field syncs and segment syncs as shown in FIG. 2. After that, the data are inserted with pilots, VSB-modulated, upconverted into RF and transmitted.

Meanwhile, the digital broadcasting receiver of FIG. 1 lowers the RF signal to baseband, demodulates and equalizes the lowered signal, performs channel decoding, and restores the original signal in a reverse order of the digital broadcasting transmitter. FIG. 2 shows a vestigial sideband (VSB) data frame of the U.S.-oriented DTV system. In FIG. 2, one frame consists of two fields and one field has 312 data segments and field sync segment. One segment has segment syncs of four symbols and data symbols of 828 symbols.

As shown in FIG. 1, the digital broadcasting transmitter randomizes the MPEG-2 TS through the randomizer (110). The randomized data are outer-coded through the RS encoder (120) which is an outer coder, and the outer-coded data are dispersed through the interleaver (130). The interleaved data are inner-coded by 12 symbol unit through the trellis encoder (140), and the inner-coded data are mapped in a 8 level symbol and inserted with the field syncs and segment syncs as shown in FIG. 2. Afterwards, the data have DC offset to generate the pilot, and are VSB-modulated, upconverted to a RF signal and transmitted.

Meanwhile, the digital broadcasting receiver of FIG. 1 converts an RF signal received through a channel into a base-

2

band signal through a tuner/IF (not shown). The baseband signal is synchronization-detected and demodulated through a demodulator (210), and distortion by channel multipath is compensated through an equalizer (220). The equalized signal is error-corrected and decoded into symbol data through a trellis decoder (230). The decoded data, which have been dispersed by the interleaver (130) of the transmitter, are rearranged through a deinterleaver (240), and the deinterleaved data are error-corrected through an RS decoder (250). The error-corrected data are derandomized through a derandomizer (260) and output into an MPEG-2 TS.

In the VSB data frame of the U.S.-oriented terrestrial waves DTV system of FIG. 2, one segment corresponds to one MPEG-2 packet. In FIG. 2, one frame consists of two fields and one field has 312 data segments and field sync segment. One segment has segment syncs of four symbols and data symbols of 828 symbols. The segment sync and field sync which are sync signals used for synchronization and equalization. The field sync and segment sync are known sequences and used as training data in the equalizer.

The VSB method of the U.S.-oriented terrestrial waves digital television system of FIG. 1 is a single carrier system and there is a shortcoming that because error-correcting capacity of the trellis encoder of FIG. 3 is not so strong, energy of a large output is needed to improve a reception performance in a poor channel environment.

DISCLOSURE OF INVENTION

Technical Problem

An aspect of the present invention is to provide a digital broadcasting transmission/reception system to improve a reception performance by combining a normal stream of the existing transmission type in a U.S.-oriented terrestrial waves digital television (DTV) system of the VSB method with a robust stream of an improved reception performance in a poor channel environment, and a signal processing method thereof.

Technical Solution

A digital broadcasting transmitter according to the present invention may include a robust data pre-processor for processing robust data and generating a robust data packet of a certain format, a TS stream generator for combining the robust data packet and a normal data packet, and generating a TS stream of a certain format, a randomizer for randomizing the TS stream output from the TS stream generator, a convolutional encoder for performing convolutional encoding of the robust data of the data output from the randomizer, and an interleaver for interleaving the data output from the convolutional encoder.

Preferably, the transmitter may further include an RS encoder for performing RS encoding of the robust data output from the interleaver and normal data of the data output from the randomizer.

More preferably, the transmitter may further include a convolutional interleaver for interleaving the data output from the RS encoder.

Further, the transmitter may further include a trellis encoder for performing trellis encoding of the interleaved data by the convolutional interleaver after RS encoding.

Preferably, the convolutional encoder may perform convolutional encoding of the robust data in a certain method in order to improve coding gain when applied together with the trellis encoder.

Additionally, the interleaver may perform convolutional encoding of the robust data in a certain method in order to

improve coding gain when both the convolutional encoder and the tellis encoder are applied together.

Further, the convolutional encoder may generate a certain parity for the robust data, and output the robust data and the parity.

Further, the convolutional encoder may puncture the parity in $\frac{1}{2}$ rate.

Meanwhile, the convolutional encoder may skip the puncturing of the parity in $\frac{1}{2}$ rate, and output the robust data and the parity as they are.

In addition, the trellis encoder may perform trellis encoding and output a mapping value of 4 level if the punctured parity is input.

Meanwhile, a signal processing method for a digital broadcasting transmitter according to the present invention may include generating a robust data packet of a certain format by processing robust data, combining the generated robust data packet and a normal data packet and generating a TS stream of a certain format, randomizing the TS stream, performing convolutional encoding of the robust data of the randomized data, and interleaving the convolutional-encoded data.

Meanwhile, a digital broadcasting receiver according to the present invention may includes a demodulator for receiving and demodulating a encoded signal inserted with robust data at a certain location, a robust location generator for detecting the location of the robust data from the demodulated signal, an equalizer for equalizing the demodulated signal, a turbo decoder for decoding the robust data of the signal output from the equalizer using the detected location of the robust data, a derandomizer for derandomizing the robust data output from the turbo decoder, and a robust data processor for processing and restructuring the robust data output from the derandomizer.

The turbo decoder may include a trellis decoder for trellis-decoding the robust data, and a convolutional decoder for convolutional-decoding the trellis-decoded robust data.

The trellis decoder and the convolutional decoder may exchange decoding reliability information each other upon decoding.

Additionally, the turbo decoder may further include an interleaver and a deinterleaver which connect the trellis decoder and the convolutional decoder respectively, and the reliability information may exchange each other through one path from the deinterleaver to the convolutional decoder and the other path from the interleaver to the trellis decoder.

Meanwhile, a signal processing method for a digital broadcasting receiver according to the present invention may include receiving and demodulating a encoded signal inserted with robust data at a certain location, detecting the location of the robust data from the demodulated signal, equalizing the demodulated signal, decoding the robust data of the equalized signal using the detected location of the robust data, derandomizing the decoded robust data, and processing and restructuring the derandomized robust data.

Advantageous Effects

According to the present invention, to improve a reception performance of the ATSC VSB method of a U.S.-oriented terrestrial waves DTV system, a robust stream and a normal stream combine to generate an MPEG-2 packet, the MPEG-2 packet are encoded and transmitted, and a receiver detects the location of the robust stream and decodes the stream through information exchange using two extra decoders so that a reception performance of the robust stream can improve.

Therefore, the compatibility with the existing system is maintained and the reception performance in a poor channel environment improves.

BRIEF DESCRIPTION OF THE DRAWINGS

FIG. 1 is a block diagram to show a general digital broadcasting (ATSC VSB) transmission/reception system,

FIG. 2 is a view to show a frame structure of ATSC VSB data,

FIG. 3 is a view to show a structure of a trellis encoder,

FIG. 4 is a view to show a structure of an MPEG packet generated from a digital broadcasting transmitter according to the present invention,

FIG. 5 is a view to show a data format output from a tellis encoder according to the present invention,

FIG. 6 is a view to show a digital broadcasting transmitter according to the present invention,

FIG. 7 is a view to show a structure of a convolutional encoder according to the present invention, and

FIG. 8 is a view to show a structure of a digital broadcasting receiver according to the present invention.

BEST MODE FOR CARRYING OUT THE INVENTION

FIG. 6 is a block diagram to show a digital broadcasting transmitter of a dual stream EVBS system according to the present invention.

The digital broadcasting transmitter includes an RS encoder (301) and a first packet formatter (303) for preprocessing robust data to improve a reception performance of the robust data, a second packet formatter (305) for processing normal data, and a TS stream generator (307) for combining the robust data output from the first packet formatter (303) and the normal data output from the second packet formatter (305) to output an MPEG packet.

In addition, the digital broadcasting transmitter includes a randomizer (310) for randomizing the MPEG packet generated from the TS stream generator (307), a convolutional encoder (330) for encoding the robust stream part, an interleaver (340), an RS encoder (320) for encoding the robust stream output from the interleaver (340) and the normal stream together, a convolutional interleaver (350), and a trellis encoder (360).

In the digital broadcasting transmitter according to the present invention, the data output from the RS encoder (320) are input to the trellis encoder (360) without alteration. Therefore, if the convolutional encoder (330) is employed ahead of the RS encoder (320), information exchange can be performed with the trellis encoder (360) using the data output from the RS encoder (320). That is, the transmitter can exchange information with the trellis encoder (360) using the convolutional-encoded robust stream so that a reception performance in a poor channel environment can be enhanced.

FIG. 4 shows a structure of an MPEG packet generated by the TS stream generator (307). The TS stream generator (307) restructures a new MPEG packet having both the input normal stream and robust stream. The robust stream is fixed in a particular location and transmitted, and an AF header can freely adjust the amount of the robust stream.

FIG. 5 shows a format of the data output from the trellis encoder (360). If the robust stream is transmitted using the particular location of an MPEG packet the robust stream passes through the convolutional encoder (330) and the interleaver (340), and successively gathered in the format of FIG. 5. Accordingly, maximum a posteriori probability (MAP) decoding which operates by a frame unit can be simply performed for data of this format so that reception performance of a robust stream improves.

5

FIG. 7 shows a structure of a convolutional encoder according to the present invention. The structure of the convolutional encoder (330) can be implemented in various forms. Puncturing as shown in FIG. 7 can be used according to usage. Input of the systematic recursive convolutional is input as 'd1', which is input of an encoder differential encoder of the trellis encoder (360) and parity is input as in 'd0'. At this time, the parity can be output as it is or be punctured to include 1 or 0. The spot where '1' is inserted becomes 4VSB with '-3, -1, 5, 7' mapping value because 'd0' becomes Z1, and the spot where '0' is inserted becomes 4VSB with '-7, -5, 1, 3' mapping value. That is, output value becomes 8VSB or 4VSB alternately by puncturing and coding gain by the trellis encoder (360) is enhanced.

FIG. 8 shows a structure of a digital broadcasting receiver according to the present invention. The receiver includes a demodulator (410) for demodulating a signal received through a channel, an equalizer (420) for compensating distortion by channel multipath, a Viterbi decoder (430) for correcting errors and performing decoding in symbol data, a deinterleaver (440) for rearranging the dispersed data of the decoded data, an RS decoder (450) for error-correcting the deinterleaved data, and a derandomizer (660) for derandomizing the error-corrected data. Normal data of the received signal are processed through the above structure.

Meanwhile, the receiver further includes a robust location generator (470) for detecting the location of robust data from the data stream demodulated through the demodulator (410), and a turbo decoder (480) for decoding the robust data using the detected location of the robust data.

The turbo decoder (480) includes two decoders of a trellis decoder (not shown) and a convolutional decoder (not shown), and enhances reception performance by exchanging decoding reliability information with each other. The output of the convolutional decoder are the same as the input of the RS encoder in the receiver.

Moreover, the turbo decoder (480) includes a deinterleaver (not shown) and an interleaver (not shown) therebetween to connect the trellis decoder and the convolutional decoder respectively. The interleaver (not shown) has a form that the interleaver (340) and the convolutional interleaver (350) of the transmitter are combined, performs interleaving of the two interleaver (340, 350), and becomes a path to deliver decoding reliability information from the trellis decoder to the convolutional decoder. Additionally, the deinterleaver (not shown) performs deinterleaving to reverse operation of the interleaver and becomes a path to deliver decoding reliability information from the convolutional decoder to the trellis decoder.

6

Subsequently, the output of the convolutional decoder of the turbo decoder (480) restructures the robust stream and is input to the robust data processor (500) for performing RS decoding.

According to the present invention, to improve reception performance of the VSB method of a U.S.-oriented terrestrial waves DTV system, normal data and robust data are combined to become an MPEG-2 packet, a receiver detects the location of the robust data in the packet, and the robust data are decoded by information exchange between a trellis decoder and convolution decoder, so that reception performance of the robust data can be improved in a poor multipath channel environment.

Furthermore, the digital broadcasting transmission/reception method according to the present invention is compatible with the existing receiver that the ATSC suggested and is capable of improving the reception performance of the ATSC VSB method of a U.S.-oriented terrestrial waves digital broadcasting system.

The invention claimed is:

1. A turbo decoding apparatus comprising: a plurality of decoders for decoding an additional data stream of a transport stream (TS) which comprises the additional data stream and a normal data stream, and exchanging decoding reliability information therebetween, the transport stream being generated by multiplexing the additional data stream, which is robustly preprocessed, with the normal data stream.
2. The turbo decoding apparatus as claimed in claim 1, wherein each of the plurality of decoders comprises a trellis decoder and a convolutional decoder.
3. The turbo decoding apparatus as claimed in claim 2, wherein each of the plurality of decoders further comprises an interleaver and a deinterleaver disposed between the trellis decoder and the convolutional decoder.
4. The turbo decoding apparatus as claimed in claim 1, wherein the TS is generated by a transmitter inserting an additional data stream into an adaptation field of a normal data stream.
5. The turbo decoding apparatus as claimed in claim 4, wherein the TS comprises a header, an adaptation field header, an additional data stream area and a normal data stream area.
6. The turbo decoding apparatus as claimed in claim 1, wherein the additional data stream is repeated each predetermined number of segments.

* * * * *