

US008227598B2

(12) **United States Patent**
Hendrix et al.

(10) **Patent No.:** **US 8,227,598 B2**
(45) **Date of Patent:** ***Jul. 24, 2012**

(54) **HETEROARYL CARBOXAMIDES**

(75) Inventors: **Martin Hendrix**, Montville, NJ (US);
Frank-Gerhard Böß, Frankfurt (DE);
Christina Erb, Wiesbaden (DE);
Joachim Krüger, Düsseldorf (DE);
Christoph Methfessel, Wuppertal (DE);
Rudy Schreiber, Menlo Park, CA (US);
Welf-Burkhard Wiese, Langenfeld (DE);
Joachim Luthle, Berlin (DE)

(73) Assignee: **Bayer Schering Pharma Aktiengesellschaft**, Berlin (DE)

(*) Notice: Subject to any disclaimer, the term of this patent is extended or adjusted under 35 U.S.C. 154(b) by 1166 days.

This patent is subject to a terminal disclaimer.

(21) Appl. No.: **11/891,527**

(22) Filed: **Aug. 10, 2007**

(65) **Prior Publication Data**

US 2008/0009624 A1 Jan. 10, 2008

Related U.S. Application Data

(63) Continuation of application No. 10/496,404, filed as application No. PCT/EP02/12375 on Nov. 6, 2002, now Pat. No. 7,256,288.

(30) **Foreign Application Priority Data**

Nov. 19, 2001 (DE) 101 56 719

(51) **Int. Cl.**

C07D 471/14 (2006.01)
C07D 453/02 (2006.01)
A61P 25/16 (2006.01)
A61P 25/18 (2006.01)
A61P 25/02 (2006.01)

(52) **U.S. Cl.** **544/81**; 544/134

(58) **Field of Classification Search** 546/134,
546/81

See application file for complete search history.

(56) **References Cited**

U.S. PATENT DOCUMENTS

4,797,406 A 1/1989 Richardson et al.
5,206,246 A 4/1993 Langlois et al.
5,561,149 A 10/1996 Azria et al.

FOREIGN PATENT DOCUMENTS

DE 37 24059 A1 2/1988
EP 0 327 335 A1 8/1989
WO WO 85/01048 3/1985
WO WO 91/17161 11/1991
WO WO 01/60821 A1 8/2001
WO WO 03072578 * 9/2003

OTHER PUBLICATIONS

Berge (Journal of Pharmaceutical Sciences, 1977, pp. 1-19).*

Blum et. al. (Bioorganic & Medicinal Chemistry Letters, 1992, vol. 2(5), pp. 461-466.*

J.-L. Galzi et al.: "Neuronal Nicotinic Receptors: Molecular Organization and Regulations," Neuropharmacology, vol. 34, No. 6, 1995, pp. 563-582.

D. S. McGehee et al.: "Physiological Diversity of Nicotinic Acetylcholine Receptors Expressed by Vertebrate Neurons," Annu. Rev. Physiol., vol. 57, 1995, pp. 521-546.

A. H. Rezvani et al.: "Cognitive Effects of Nicotine," Society of Biological Psychiatry, vol. 49, 2001, pp. 258-267.

P. Seguela et al.: "Molecular Cloning, Functional Properties, and Distribution of Rat Brain $\alpha 7$: A Nicotinic Cation Channel Highly Permeable to Calcium," The Journal of Neuroscience, vol. 13, No. 2, Feb. 1993, pp. 596-604.

R. S. Broide et al.: "The $\alpha 7$ Nicotinic Acetylcholine Receptor in Neuronal Plasticity," Molecular Neurobiology, vol. 20, 1999, pp. 1-16.

A. Orjales et al.: "Synthesis and 5-HT₃ Receptor Affinity of New !! Quinolinecarboxylic acid Derivatives," Drug Design and Discovery, vol. 16, 2000, pp. 271-279.

W.V. Miller, "Gesetzmäßigkeiten bei der Oxydation von Chinolinderivaten," Chem. Ber. 23 (1890) 2252-2273.

Howitz et al. "Über Bromierung des p-Toluchinolins und über p-Chinolinaldehyd," Justus Liebigs Ann. Chem. 396 (1913) 23-52.

H. John et al. "Synthese substituierter 2-Phenyl-4-methyl-chinoline" J. Prakt. Chem. 111 (1925) 83-99.

R. Larock et al. "Palladium-catalyzed synthesis of quinolines from allylic alcohols and o-Iodoaniline" Tetrahedron Letters vol. 32, No. 5 (1991) 569-572.

A.R.L. Davies et al. "Characterisation of the binding of [³H]methyllycaconitine: a new radioligand for labelling $\alpha 7$ -type neuronal nicotinic acetylcholine receptors" Neuropharmacology 38 (1999) 679-690.

A. Blokland et al. "State-dependent impairment in object recognition after hippocampal NOS inhibition" NeuroReport 9 (1998) 4205-4208.

A. Ennaceur et al. "A new one-trial test for neurobiological studies of memory in rats. 1: Behavioral data" Behavioural Brain Research 31 (1988) 47-59.

A. Ennaceur et al. "Effects of physostigmine and scopolamine on rats' performances in object-recognition and radial-maze tests" Psychopharmacology 109 (1992) 321-330. J. Prickaerts et al. "Possible role of nitric oxide-cyclic GMP pathway in object recognition memory: Effects of 7-nitroindazole and zaprinast" European Journal of Pharmacology 337 (1997) 125-136.

R.A. Seibert et al. "The Synthesis of Some α -(2-Piperidyl)-guinolinemethanols" J. Am. Chem. Soc. 68 (1946) 2721-2723.

* cited by examiner

Primary Examiner — Susanna Moore

(74) *Attorney, Agent, or Firm* — Edwards Wildman Palmer LLP; Ralph A. Loren; Nicholas J. DiCeglie, Jr.

(57) **ABSTRACT**

The invention relates to novel heteroaryl carboxamides, a process for their preparation, and pharmaceutical compositions containing them. These materials are useful for the treatment and/or prophylaxis of diseases and for improving perception, concentration, learning and/or memory.

2 Claims, No Drawings

1

HETEROARYL CARBOXAMIDES

This application is a Continuation application of U.S. application Ser. No. 10/496,404 filed on May 13, 2004, which is a 371 of PCT/EP02/12375 filed Nov. 6, 2002, which claims priority to German Patent Application No. 101 56 719.7 filed Nov. 19, 2001, the contents of each of which are incorporated herein by reference.

The invention relates to novel heteroaryl carboxamides, processes for their preparation, and their use for producing medicaments for the treatment and/or prophylaxis of diseases and for improving perception, concentration, learning and/or memory.

Nicotinic acetylcholine receptors (nAChR) form a large family of ion channels which are activated by the messenger acetylcholine which is produced in the body (Galzi and Changeux, *Neuropharmacol.* 1995, 34, 563-582). A functional nAChR consists of five subunits which may be different (certain combinations of α 1-9 and β 1-4, γ , δ , ϵ subunits) or identical (α 7-9). This leads to the formation of a diversity of subtypes which differ in the distribution in the muscles, the nervous system and other organs (McGehee and Role, *Annu. Rev. Physiol.* 1995, 57, 521-546). Activation of nAChR leads to influx of cations into the cell and to stimulation of nerve cells or muscle cells. Selective activation of individual nAChR subtypes restricts this stimulation to the cell types which have the corresponding subtype and is thus able to avoid unwanted side effects such as, for example, stimulation of nAChR in the muscles. Clinical experiments with nicotine and experiments in various animal models indicate that central nicotinic acetylcholine receptors are involved in learning and memory processes (e.g. Rezvani and Levin, *Biol. Psychiatry* 2001, 49, 258-267). Nicotinic acetylcholine receptors of the α 7 subtype (α 7 nAChR) have a particularly high concentration in regions of the brain which are important for learning and memory, such as the hippocampus and the cerebral cortex (Séguéla et al., *J. Neurosci.* 1993, 13, 596-604). The α 7 nAChR has a particularly high permeability for calcium ions, increases glutamatergic neurotransmission, influences the growth of axons and, in this way, modulates neuronal plasticity (Broide and Leslie, *Mol. Neurobiol.* 1999, 20, 1-16).

WO 85/01048 and DE-A-3724059 describe certain heteroaryl carboxamides as serotonin M or 5HT₃ antagonists for the treatment of arrhythmias and pain, and psychoses and disorders of consciousness.

EP-A-0 327 335 discloses certain heteroaryl carboxamides with a memory-improving effect.

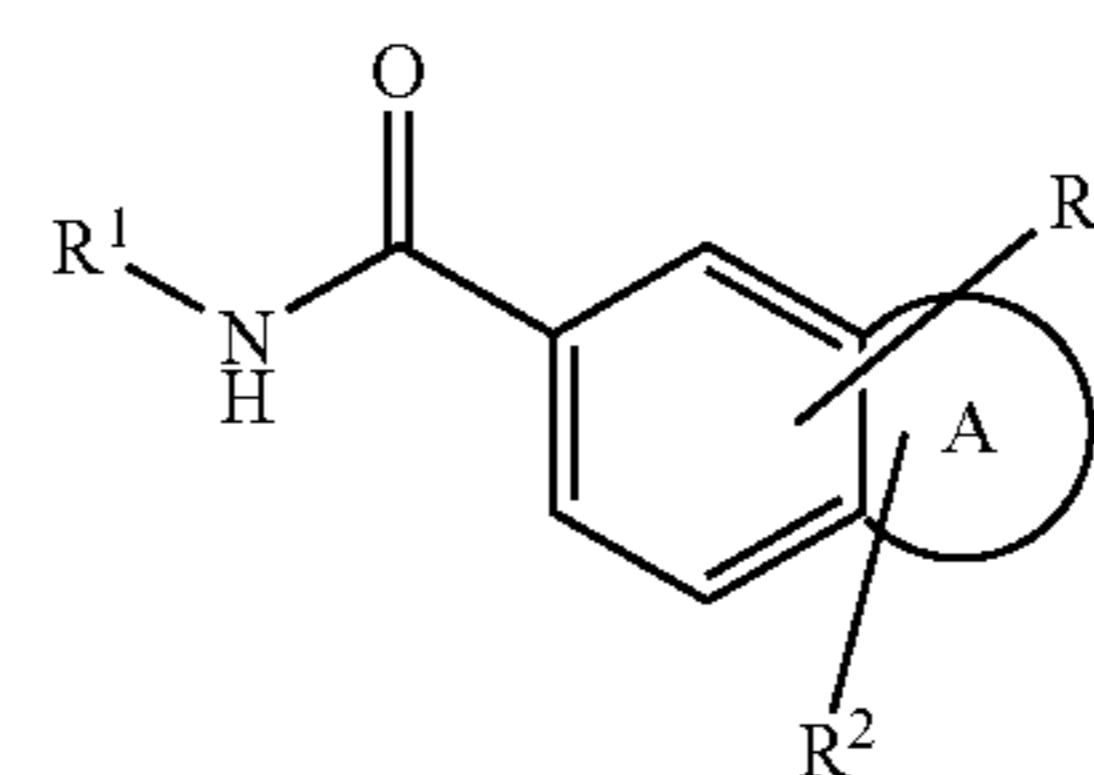
Isoquinolinecarboxamides with an 5HT₃-antagonistic effect are disclosed in WO 91/17161 for the treatment of CNS disorders.

WO 01/60821 discloses biaryl carboxamides with affinity for the α 7 nAChR for the treatment of disorders of learning and perception.

Certain 2- and 3-quinolinecarboxamides are described in Orjales et al. *Drug Des. Discovery* 2000, 16, 271-279 as ligands on the 5HT₃ receptor.

2

The present invention relates to compounds of the general formula (I)



in which

R¹ is an azabicyclo[m.n.o]alkyl radical having 7 to 11 ring atoms, in which m, n and o are identical or different and are 0, 1, 2 or 3, and where the radical is optionally substituted by (C₁-C₆)-alkyl,

the ring A is pyrimido, or

is optionally benzo-fused pyrido, pyridazo or pyridazino, and

R² and R³ are identical or different and are radicals selected from the group of hydrogen, halogen, formyl, carbamoyl, cyano, trifluoromethyl, trifluoromethoxy, nitro, (C₁-C₆)-alkyl, (C₁-C₆)-alkoxy, (C₁-C₆)-alkylthio, (C₃-C₈)-cycloalkyl, 4- to 8-membered heterocyclyl, phenyl or 5- to 6-membered heteroaryl, where phenyl and heteroaryl are optionally substituted by halogen, (C₁-C₄)-alkyl, (C₁-C₄)-alkoxy, amino, mono- or di-(C₁-C₄)-alkylamino, (C₁-C₄)-alkanoylamino or (C₁-C₄)-alkanesulfonylamino.

The radicals R² and R³ in the general formula (I) may be bonded independently of one another to ring A or to the benzene ring. The radicals R² and R³ are preferably bonded to ring A.

The compounds of the invention may exist in stereoisomeric forms which either are related as image and mirror image (enantiomers) or which are not related as image and mirror image (diastereomers). The invention relates both to the enantiomers or diastereomers or to respective mixtures thereof. These mixtures of enantiomers and diastereomers can be separated in a known manner into the stereoisomerically pure constituents.

The compounds of the invention may also exist in the form of their salts, hydrates and/or solvates.

Salts which are preferred for the purposes of the invention are physiologically acceptable salts of the compounds of the invention.

Physiologically acceptable salts of the compounds of the invention may be acid addition salts of the compounds with mineral acids, carboxylic acids or sulfonic acids. Particularly preferred examples are salts with hydrochloric acid, hydrobromic acid, sulfuric acid, phosphoric acid, methanesulfonic acid, ethanesulfonic acid, toluenesulfonic acid, benzenesulfonic acid, naphthalenedisulfonic acid, acetic acid, propionic acid, lactic acid, tartaric acid, citric acid, fumaric acid, maleic acid or benzoic acid.

However, salts which may be mentioned are also salts with conventional bases, such as, for example, alkali metal salts (e.g. sodium or potassium salts), alkaline earth metal salts (e.g. calcium or magnesium salts) or ammonium salts derived from ammonia or organic amines such as, for example, diethylamine, triethylamine, ethyldiisopropylamine, procaine, dibenzylamine, N-methylmorpholine, dihydroabiethylamine, 1-ephedrine or methylpiperidine.

Hydrates of the compounds of the invention are stoichiometric compositions of the compounds or its salts with water.

3

Solvates of the compounds of the invention are stoichiometric compositions of the compounds or its salts with solvent.

For the purposes of the present invention, the substituents generally have the following meaning:

(C₁-C₄)-Alkanoylamino is a straight-chain or branched alkanoylamino radical having 1 to 4 carbon atoms. A straight-chain or branched alkanoylamino radical having 1 to 3 carbon atoms is preferred. Preferred examples which may be mentioned are: formylamino, acetylamino, propanoylamino, n-butanoylamino, i-butanoylamino.

(C₁-C₆)- and (C₁-C₄)-alkoxy are a straight-chain or branched alkoxy radical having, respectively, 1 to 6 and 1 to 4 carbon atoms. Preference is given to a straight-chain or branched alky radical having 1 to 4, particularly preferably having 1 to 3, carbon atoms. Preferred examples which may be mentioned are: methoxy, ethoxy, n-propoxy, isopropoxy, tert-butoxy, n-pentoxy and n-hexoxy.

(C₁-C₆)- and (C₁-C₄)-alkyl are a straight-chain or branched alkyl radical having, respectively, 1 to 6 and 1 to 4 carbon atoms. Preference is given to a straight-chain or branched alkyl radical having 1 to 4, particularly preferably having 1 to 3, carbon atoms. Preferred examples which may be mentioned are: methyl, ethyl, n-propyl, isopropyl, tert-butyl, n-pentyl and n-hexyl.

Mono-(C₁-C₄)-alkylamino is a straight-chain or branched alkylamino radical having 1 to 4 carbon atoms. A straight-chain or branched alkylamino radical having 1 to 3 carbon atoms is preferred. Preferred examples which may be mentioned are: methylamino, ethylamino, n-propylamino, isopropylamino, tert-butylamino.

Di-(C₁-C₄)-alkylamino is a straight-chain or branched dialkylamino radical, where the alkyl radicals may be identical or different and each contain 1 to 4 carbon atoms. A straight-chain or branched dialkylamino radical where the alkyl radical in each case contains 1 to 3 carbon atoms is preferred. Preferred examples which may be mentioned are: dimethylamino, diethylamino, di-n-propylamino, diisopropylamino, di-t-butylamino, di-n-pentylamino, di-n-hexylamino, ethylmethylamino, isopropylmethylamino, n-butyl-ethylamino.

(C₁-C₄)-Alkanesulfonylamino are a straight-chain or branched alkanesulfonylamino radical having 1 to 4 carbon atoms. A straight-chain or branched alkanesulfonylamino radical having 1 to 3 carbon atoms is preferred. Preferred examples which may be mentioned are: methanesulfonylamino, ethanesulfonylamino, n-propanesulfonylamino, isopropanesulfonylamino, tert-butesulfonylamino.

(C₁-C₆)-Alkylthio is a straight-chain or branched alkylthio radical having 1 to 6 carbon atoms. Preference is given to a straight-chain or branched alkylthio radical having 1 to 4, particularly preferably having 1 to 3, carbon atoms. Preferred examples which may be mentioned are: methylthio, ethylthio, n-propylthio, isopropylthio, tert-butylthio, n-pentylthio and n-hexylthio.

The azabicyclo[m.n.o]alkyl radical having 7 to 11 ring atoms is preferably bonded via a carbon ring atom to the adjacent amide nitrogen atom. The nitrogen ring atom and the amide nitrogen atom are preferably not located on the same carbon ring atom. Azabicyclo[m.n.o]alkyl radicals in which the nitrogen ring atom and the amide nitrogen atom are separated by two carbon ring atoms are particularly preferred. Examples of azabicyclo[m.n.o]alkyl radicals which may be mentioned are: 8-aza-bicyclo[3.2.1]octyl (tropane), 1-azabicyclo[3.2.1]octyl (isotropane), 8-aza-bicyclo[3.3.1]nonyl

4

(granatane), 1-azabicyclo[3.3.1]nonyl (isogranatane), 1-azabicyclo[2.2.2]octyl (quinuclidine), 2-azabicyclo[2.2.2]octyl (isoquinuclidine).

(C₃-C₈)-Cycloalkyl is cyclopropyl, cyclopentyl, cyclobutyl, cyclohexyl, cycloheptyl or cyclooctyl. Those which may be mentioned as preferred are: cyclopropyl, cyclopentyl and cyclohexyl.

Halogen is fluorine, chlorine, bromine and iodine. Fluorine, chlorine and bromine are preferred. Fluorine and chlorine are particularly preferred.

5- to 6-membered heteroaryl is an aromatic radical having 5 to 6 ring atoms and up to 4 heteroatoms from the series S, O and/or N. The heteroaryl radical may be bonded via a carbon atom or heteroatom. Preferred examples which may be mentioned are: thienyl, furyl, pyrrolyl, thiazolyl, oxazolyl, imidazolyl, tetrazolyl, pyridyl, pyrimidinyl, and pyridazinyl.

4- to 8-membered heterocyclyl is a mono- or polycyclic, heterocyclic radical having 4 to 8 ring atoms and up to 3, preferably 1, heteroatoms or hetero groups from the series N, O, S, SO, SO₂. Mono- or bicyclic heterocyclyl is preferred. Monocyclic carbocyclyl is particularly preferred. N and O are preferred heteroatoms. The heterocyclyl radicals may be saturated or partially unsaturated. Saturated heterocyclyl radicals are preferred. The heterocyclyl radicals may be bonded via a carbon atom or a heteroatom. 5- to 7-membered monocyclic saturated heterocyclyl radicals having up to two heteroatoms from the series O, N and S are particularly preferred. Preferred examples which may be mentioned are: oxetan-3-yl, pyrrolidin-2-yl, pyrrolidin-3-yl, pyrrolinyl, tetrahydrofuran-2-yl, tetrahydrothienyl, pyran-2-yl, piperidinyl, thiopyran-2-yl, morpholinyl, perhydroazepinyl.

If radicals in the compounds of the invention are optionally substituted, the radicals may, unless specified otherwise, have one or more identical or different substituents. Substitution by up to three identical or different substituents is preferred.

Preferred compounds of the general formula (I) are those in which

R¹ is an azabicyclo[m.n.o]alkyl radical having 7 to 9 ring atoms, in which m, n and o are identical or different and are 0, 1, 2 or 3, and where the radical is optionally substituted by methyl or ethyl,

and the ring A, R² and R³ have the meaning indicated above.

Particularly preferred compounds of the general formula (I) are those

in which R¹ is 1-azabicyclo[2.2.2]oct-3-yl, and the ring A, R² and R³ have the meaning indicated above.

Likewise preferred compounds of the general formula (I) are those

in which the ring A is pyrido, and R¹, R² and R³ have the meaning indicated above.

Particularly preferred compounds of the general formula (I) are those

in which the ring A together with the fused-on benzene residue is quinolin-6-yl, and R¹, R² and R³ have the meaning indicated above.

Likewise preferred compounds of the general formula (I) are those

in which R² and R³ are identical or different and are radicals selected from the group of hydrogen, halogen, cyano, trifluoromethyl, methyl and ethyl,

and the ring A and R¹ have the meaning indicated above.

Particularly preferred compounds of the general formula (I) are those

5

in which

R² and R³ are identical or different and are radicals selected from the group of hydrogen, halogen and methyl, and the ring A and R¹ have the meaning indicated above.

Combinations of two or more of the abovementioned preferred ranges are very particularly preferred.

Likewise very particularly preferred are compounds of the general formula (I) in which

R¹ is 1-azabicyclo[2.2.2]oct-3-yl,

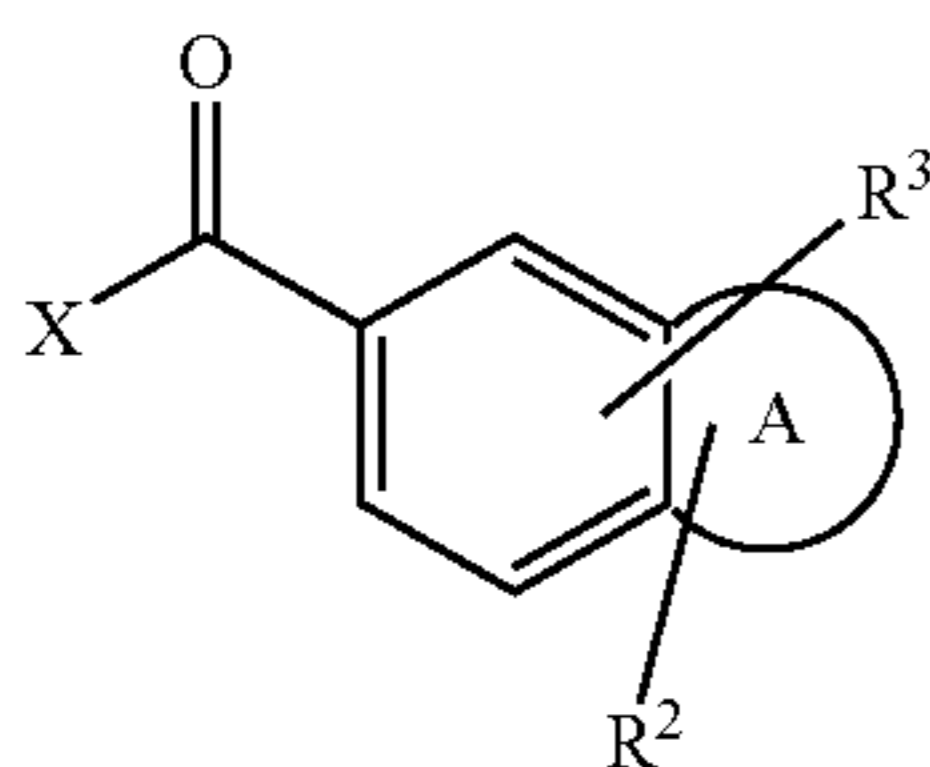
the ring A together with the fused-on benzene residue is quinolin-5-yl or quinolin-6-yl, and

R² and R³ are identical or different and are radicals selected from the group of hydrogen, fluoro, chloro, and methyl.

The invention further relates to processes for preparing the compounds of the formula (I), characterized in that compounds of the general formula (II)



in which R¹ has the abovementioned meaning, are reacted with a compound of the general formula (III)



in which

the ring A, R² and R³ have the abovementioned meaning, and X is hydroxyl or a suitable leaving group,

in an inert solvent, where appropriate in the presence of a condensing agent, and where appropriate in the presence of a base.

If X is a leaving group, chloro, mesyloxy and isobutyloxy-carbonyloxy, especially chloro, are preferred.

Examples of inert solvents are halohydrocarbons such as methylene chloride, trichloromethane, tetrachloromethane, trichloroethane, tetrachloroethane, 1,2-dichloroethane or trichloroethylene, ethers such as diethyl ether, methyl tert-butyl ether, dioxane, tetrahydrofuran, glycol dimethyl ether or diethylene glycol dimethyl ether, hydrocarbons such as benzene, xylene, toluene, hexane, cyclohexane or petroleum fractions, or other solvents such as nitromethane, ethyl acetate, acetone, dimethylformamide, dimethylacetamide, 1,2-dimethoxyethane, dimethyl sulfoxide, acetonitrile or pyridine, with preference for tetrahydrofuran, dimethylformamide or chloroform.

Condensing agents are, for example, carbodiimides such as, for example, N,N'-diethyl-, N,N'-dipropyl-, N,N'-diisopropyl-, N,N'-dicyclohexylcarbodiimide, N-(3-dimethylaminoisopropyl)-N'-ethylcarbodiimide hydrochloride (EDC), N-cyclo-hexylcarbodiimide-N'-propyloxymethylpolystyrene (PS-carbodiimide) or carbonyl compounds such as carbonyldiimidazole, or 1,2-oxazolium compounds such as 2-ethyl-5-phenyl-1,2-oxazolium-3-sulfate or 2-tert-butyl-5-methylisoxazolium perchlorate, or acylamino compounds such as 2-ethoxy-1-ethoxycarbonyl-1,2-dihydroquinoline, or propanephosphonic anhydride, or isobutyl chloroformate, or bis(2-oxo-3-oxazolidinyl)phosphoryl chloride or benzotriazolyl-xyloxy-tri(dimethyl-amino)phosphonium hexafluorophosphate, or O-(benzotriazol-1-yl)-N,N,N',N'-tetramethyluronium hexafluorophosphate (HBTU), 2-(2-oxo-1-(2H)-pyridyl)-1,1,3,3-tetramethyluronium tetrafluoroborate

6

(TPTU) or O-(7-azabenzotriazol-1-yl)-N,N,N',N'-tetramethyluronium hexafluorophosphate (HATU) or benzotriazol-1-yloxytris(dimethylamino)phosphonium hexafluorophosphate (BOP), or mixtures thereof.

It may be advantageous where appropriate to use these condensing agents in the presence of an auxiliary nucleophile such as, for example, 1-hydroxy-benzotriazole (HOBT).

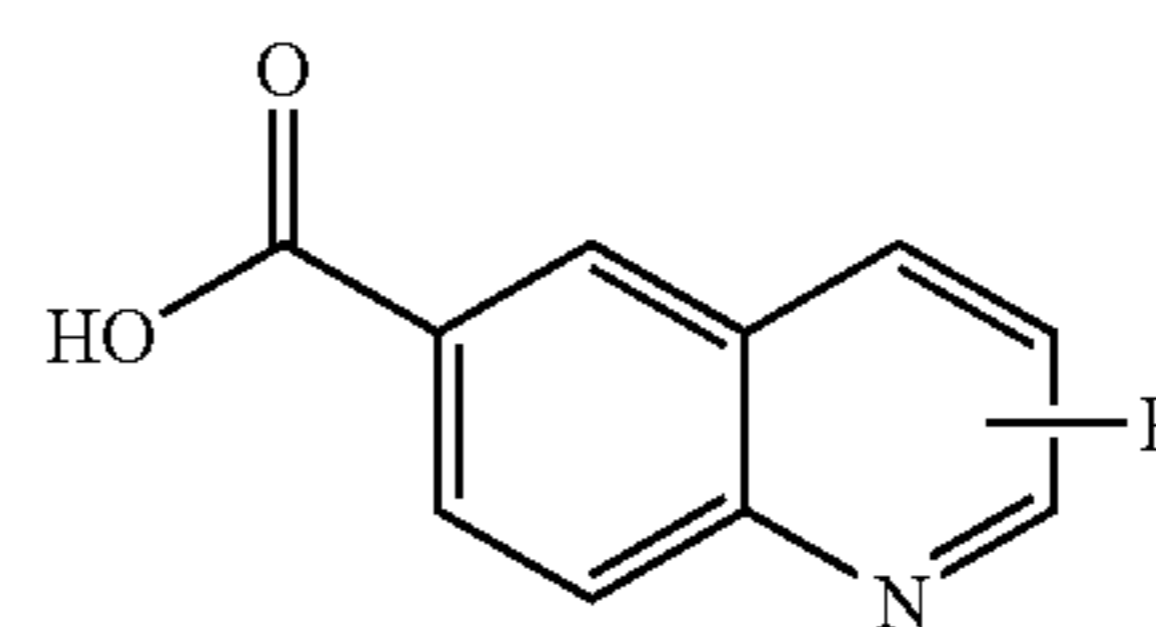
Examples of bases are alkali metal carbonates such as, for example, sodium or potassium carbonate or bicarbonate, or organic bases such as trialkylamines, e.g. triethylamine, or N-methylmorpholine, N-methylpiperidine, 4-dimethylaminopyridine or diisopropylethylamine.

Particular preference is given to the combination of N-(3-dimethylaminoisopropyl)-N'-ethylcarbodiimide hydrochloride (EDC) and 1-hydroxybenzotriazole (HOBT) in dimethylformamide.

The process of the invention is preferably carried out in a temperature range from room temperature to 50° C. under atmospheric pressure.

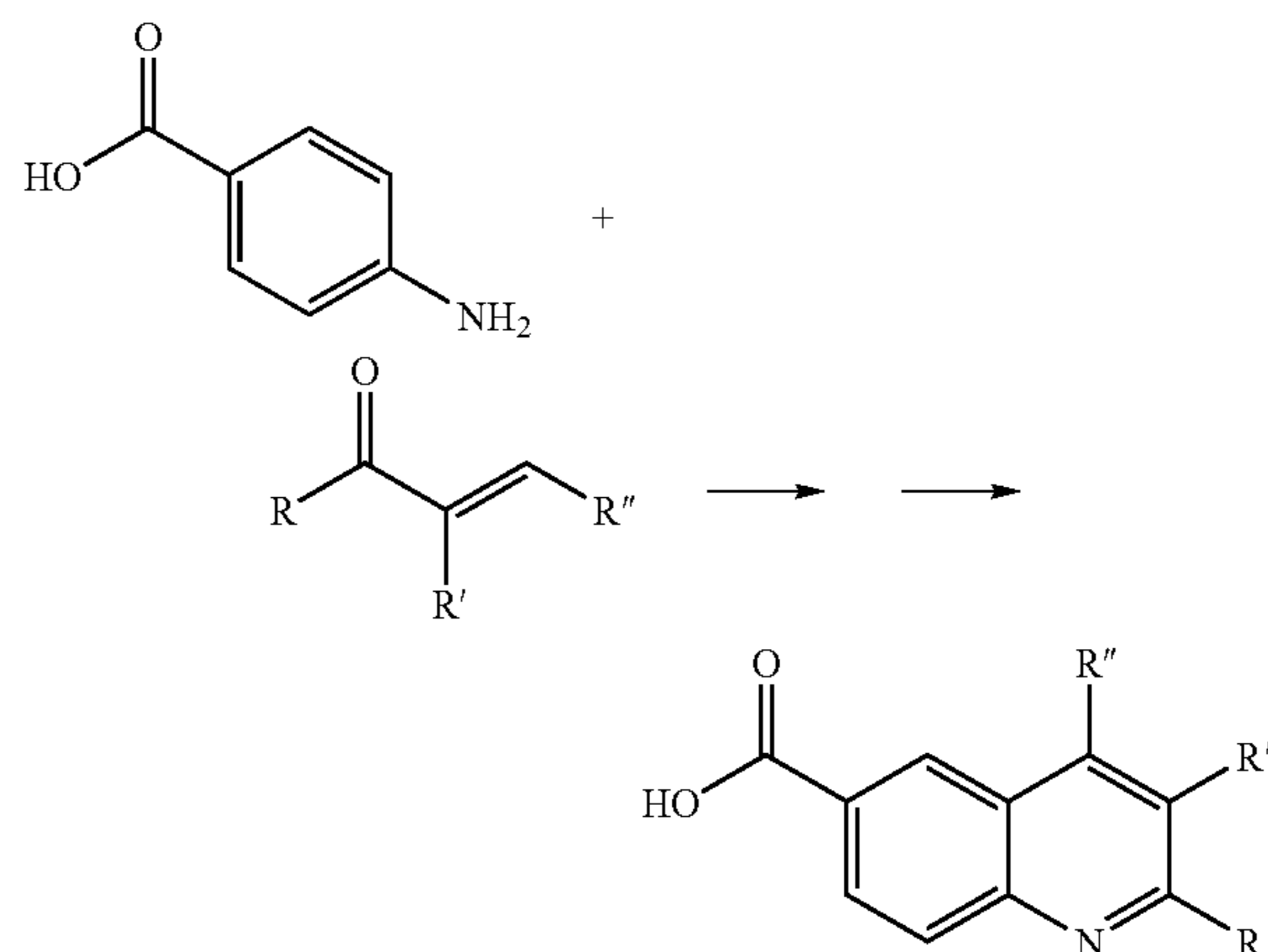
The compounds of the general formulae (II) and (III) are known or can be synthesized by known processes from the appropriate precursors (cf., for example, "Comprehensive Heterocyclic Chemistry", Katritzki et al., editors; Elsevier, 1996).

Thus, for example, quinolinecarboxylic acids [X¹ is hydroxyl and the ring A is [b]pyrido in compounds of the general formula (III)] can be obtained by oxidizing the corresponding methylquinolines (Miller et al. *Chem. Ber.* 1890, 23, 2263 ff.) or the corresponding aldehydes (Howitz et al. *Justus Liebigs Ann. Chem.* 1913, 396, 37) with suitable oxidizing agents such as, for example, Cr₂O₃.



A further possibility is, for example, to obtain 6-quinolinecarboxylic acids by reacting 4-aminobenzoic acid with suitable enones (John et al. *J. Prakt. Chem.* 1925, 111, 95), as illustrated by way of example by the following synthetic scheme.

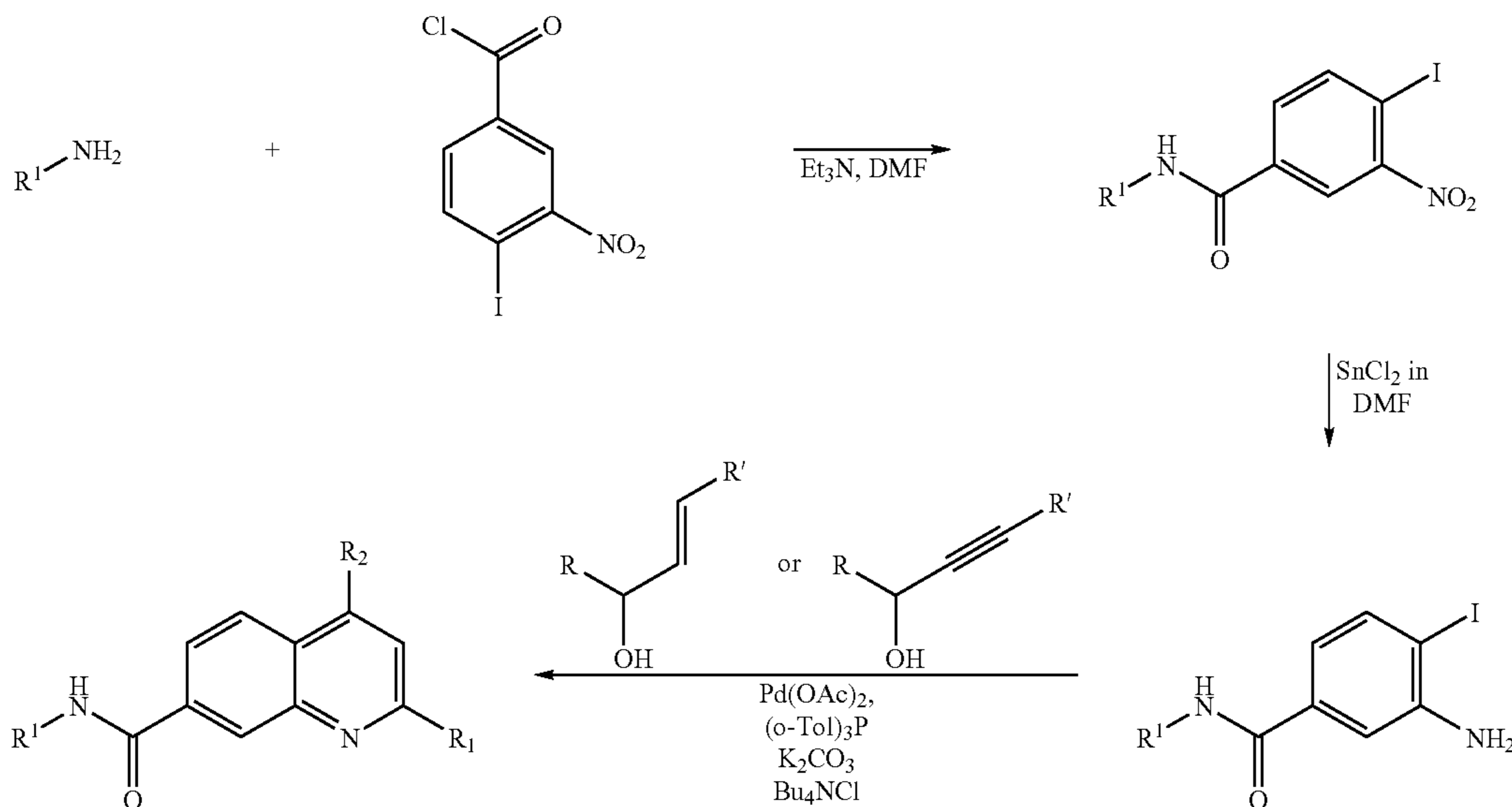
Synthetic scheme 1:



7

An alternative possibility is to prepare quinolinecarboxamides of the invention by reacting the corresponding iodine- and amino-substituted benzamides in the presence of suitable catalysts with allyl alcohols and propargyl alcohols (cf. Kuo et al. *Tetrahedron Lett.* 1991, 32, 569), as illustrated by way of example by the following synthetic scheme.

Synthetic scheme 2:



The compounds of the invention of the general formula (I) are suitable for use as medicaments for the treatment and/or prophylaxis of diseases in humans and/or animals.

The compounds of the invention show a valuable range of pharmacological effects which could not have been predicted.

They are notable as ligands, especially agonists, at the $\alpha 7$ nAChR.

The compounds of the invention can, because of their pharmacological properties, be employed alone or in combination with other active ingredients for the treatment and/or prevention of cognitive impairments, especially of Alzheimer's disease. Because of their selective effect as $\alpha 7$ nAChR agonists, the compounds of the invention are particularly suitable for improving perception, concentration, learning or memory, especially after cognitive impairments like those occurring for example in situations/diseases/syndromes such as mild cognitive impairment, age-associated learning and memory impairments, age-associated memory loss, vascular dementia, craniocerebral trauma, stroke, dementia occurring after strokes (post-stroke dementia), post-traumatic craniocerebral trauma, general concentration impairments, concentration impairments in children with learning and memory problems, attention deficit hyperactivity disorder, Alzheimer's disease, vascular dementia, Lewy body dementia, dementia with degeneration of the frontal lobes, including Pick's syndrome, Parkinson's disease, progressive nuclear palsy, dementia with corticobasal degeneration, amyotrophic lateral sclerosis (ALS), Huntington's disease, multiple sclerosis, thalamic degeneration, Creutzfeldt-Jacob dementia, HIV dementia, schizophrenia, schizophrenia with dementia or Korsakoffs psychosis.

The compounds of the invention can be employed alone or in combination with other medicaments for the prophylaxis and treatment of acute and/or chronic pain (for a classifica-

8

tion, see "Classification of Chronic Pain, Descriptions of Chronic Pain Syndromes and Definitions of Pain Terms", 2nd edition, Meskey and Begduk, editors; IASP Press, Seattle, 1994), especially for the treatment of cancer-induced pain and chronic neuropathic pain like, for example, that associated with diabetic neuropathy, postherpetic neuralgia, periph-

eral nerve damage, central pain (for example as a consequence of cerebral ischemia) and trigeminal neuralgia, and other chronic pain such as, for example, lumbago, backache (low back pain) or rheumatic pain. In addition, these substances are also suitable for the therapy of primary acute pain of any origin and of secondary states of pain resulting therefrom, and for the therapy of states of pain which were formerly acute and have become chronic.

The in vitro effect of the compounds of the invention can be shown in the following assays:

1. Determination of the Affinity of Test Substances for $\alpha 7$ nAChR by Inhibition of [3 H]-methyllycaconitine Binding to Rat Brain Membranes

The [3 H]-methyllycaconitine binding assay is a modification of the method described by Davies et al. (*Neuropharmacol.* 1999, 38, 679-690).

Rat brain tissue (hippocampus or whole brain) is homogenized in homogenization buffer (10% w/v) (0.32 M sucrose, 1 mM EDTA, 0.1 mM phenylmethylsulfonyl fluoride (PMSF), 0.01% (w/v) NaN₃, pH 7.4, 4° C.) at 600 rpm in a glass homogenizer. The homogenate is centrifuged (1000×g, 4° C., 10 min) and the supernatant is removed. The pellet is resuspended (20% w/v) and the suspension is centrifuged (1000×g, 4° C., 10 min). The two supernatants are combined and centrifuged (15,000×g, 4° C., 30 min). This pellet is referred to as the P2 fraction.

The P2 pellet is twice washed with binding buffer (50 mM Tris-HCl, 1 mM MgCl₂, 120 mM NaCl, 5 mM KCl, 2 mM CaCl₂, pH 7.4) and centrifuged (15,000×g, 4° C., 30 min).

The P2 membranes are resuspended in binding buffer and incubated in a volume of 250 μ l (amount of membrane protein 0.1-0.5 mg) in the presence of 1-5 nM [3 H]-methyllycaconitine, 0.1% (w/v) BSA (bovine serum albumin) and various concentrations of the test substance at 21° C. for 2.5 h. Non-

specific binding is determined by incubation in the presence of 1 μM α -bungarotoxin or 100 μM nicotine or 10 μM MLA (methyllycaconitine).

The incubation is stopped by adding 4 ml PBS (20 mM Na_2HPO_4 , 5 mM KH_2PO_4 , 150 mM NaCl, pH 7.4, 4°C.) and filtering through type A/E glass fibre filters (Gelman Sciences) which have previously been placed in 0.3% (v/v) polyethyleneimine (PEI) for 3 h. The filters are washed twice with 4 ml of PBS (4°C.), and the bound radioactivity is determined by scintillation measurement. All the assays are carried out in triplicate. The dissociation constant K_i of the test substance was determined from the IC_{50} of the compounds (concentration of the test substance at which 50% of the ligand bound to the receptor is displaced), the dissociation constant K_D and the concentration L of [^3H]-methyllycaconitine ($K_i = \text{IC}_{50} / (1 + L/K_D)$).

In place of [^3H]-methyllycaconitine it is also possible to employ other $\alpha 7$ nAChR-selective radioligands such as, for example, [^{125}I]- α -bungarotoxin or nonselective nAChR radioligands together with inhibitors of other nAChRs.

The suitability of the compounds of the invention for the treatment of cognitive impairments can be shown in the following animal models:

2. Object Recognition Test

The object recognition test is a memory test. It measures the ability of rats (and mice) to distinguish between familiar and unfamiliar objects.

The test is carried out as described (Blokland et al., *NeuroReport* 1998, 9, 4205-4208; Ennaceur, A., Delacour, J., *Behav. Brain Res.* 1988, 31, 47-59; Ennaceur, A., Meliani, K., *Psychopharmacology* 1992, 109, 321-330; and Prickaerts et al., *Eur. J. Pharmacol.* 1997, 337, 125-136).

In a first run, a rat is confronted in an otherwise empty observation arena of relatively large size by two identical objects. The rat will investigate, i.e. sniff round and touch, both objects extensively. In a second run, after an interval of 24 hours, the rat is put in the observation arena again. One of the familiar objects has now been replaced by a new, unfamiliar object. If a rat recognizes the familiar object, it will concentrate on investigating the unfamiliar object. However, after 24 hours, a rat has normally forgotten which object it investigated in the first run, and it will therefore inspect both objects to the same extent. Administration of a substance with a learning- and memory-improving effect may lead to a rat recognizing the object seen in the first run 24 hours previously as familiar. It will investigate the new, unfamiliar object in more detail than the familiar one. This memory ability is expressed in a discrimination index. A discrimination index of zero means that the rat investigates both objects, the old and the new, for equal times; that is to say it has not recognized the old object and reacts to both objects as if they were unfamiliar and new. A discrimination index greater than zero means that the rat inspects the new object for longer than the old one; that is to say the rat has recognized the old object.

3. Social Recognition Test:

The social recognition test is a test to examine the learning- or memory-improving effect of test substances.

Adult rats housed in groups are placed singly in test cages 30 minutes before the start of the test. Four minutes before the start of the test, the test animal is put in an observation box. After this adaptation time, a juvenile animal is put in with the test animal and the total time for which the adult animal investigates the juvenile animal is measured for 2 minutes (trial 1). All behaviors clearly directed at the young animal are measured, i.e. anogenital inspection, pursuit and fur care, during which the old animal is no further than 1 cm from the young animal. The juvenile animal is then taken out, and the

adult is left in its test cage (for 24-hour retention, the animal is returned to its home cage). The test animal is treated with test substance before or after the first test. Depending on the timing of the treatment, the learning or the storage of the information about the young animal can be influenced by the substance. After a fixed period (retention), the test is repeated (trial 2). A larger difference between the investigation times measured in trials 1 and 2 means that the adult animal has remembered the young animal better.

The compounds of the invention of the general formula (I) are suitable for use as medicaments for humans and animals.

The present invention also includes pharmaceutical preparations which, besides inert, nontoxic, pharmaceutically suitable excipients and carriers, contain one or more compounds of the general formula (I), or which consist of one or more compounds of the general formula (I), and processes for producing these preparations.

The compounds of the formula (I) are to be present in these preparations in a concentration of from 0.1 to 99.5% by weight, preferably from 0.5 to 95% by weight, of the complete mixture.

Besides the compounds of the formula (I), the pharmaceutical preparations may also contain other active pharmaceutical ingredients.

The abovementioned pharmaceutical preparations can be produced by known methods in a conventional way, for example using the excipient(s) or carrier(s).

The novel active ingredients can be converted in a known manner into conventional formulations such as tablets, coated tablets, pills, granules, aerosols, syrups, emulsions, suspensions and solutions, using inert, nontoxic, pharmaceutically suitable carriers or solvents. In these cases, the therapeutically active compound should in each case be present in a concentration of about 0.5 to 90% by weight of the complete mixture, i.e. in amounts which are sufficient to reach the stated dose range.

The formulations are produced for example by extending the active ingredients with solvents and/or carriers, where appropriate with use of emulsifiers and/or dispersants, it being possible, for example when water is used as diluent, where appropriate to use organic solvents as auxiliary solvents.

Administration takes place in a conventional way, preferably orally, transdermally or parenterally, especially perlingually or intravenously. However, it can also take place by inhalation through the mouth or nose, for example with the aid of a spray, or topically via the skin.

It has generally proved advantageous to administer amounts of about 0.001 to 10 mg/kg, on oral administration preferably about 0.005 to 3 mg/kg, of body weight to achieve effective results.

It may, nevertheless, be necessary where appropriate to deviate from the stated amounts, in particular as a function of the body weight or of the mode of administration, of the individual behavior toward the medicament, the nature of its formulation and the time or interval over which administration takes place. Thus, it may be sufficient in some cases to make do with less than the aforementioned minimum amount, whereas in other cases the stated upper limit must be exceeded. Where larger amounts are administered, it may be advisable to divide these into a plurality of single doses over the day.

11

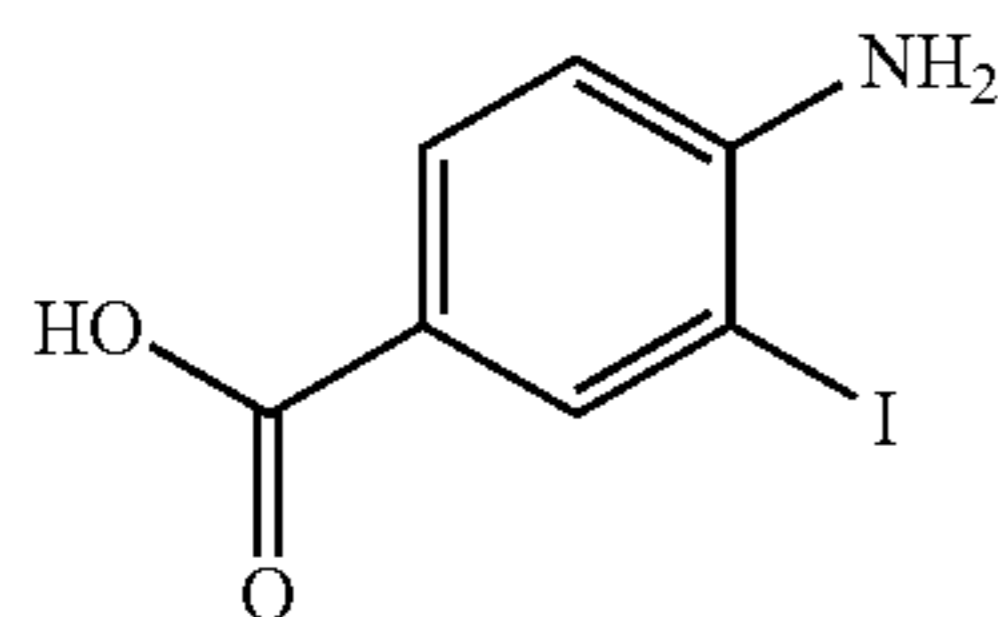
ABBREVIATIONS

DMF N,N-Dimethylformamide
 DMSO Dimethyl sulfoxide
 HOBt 1-Hydroxy-1H-benzotriazol- \times H₂O
 NMR Nuclear magnetic resonance spectroscopy
 RT Room temperature
 TBTU O-(Benzotriazol-1-yl)-N,N,N',N'-tetramethyluro-
 nium tetrafluoroborate
 THF Tetrahydrofuran

STARTING COMPOUNDS

Example 1A

4-Amino-3-iodobenzoic acid



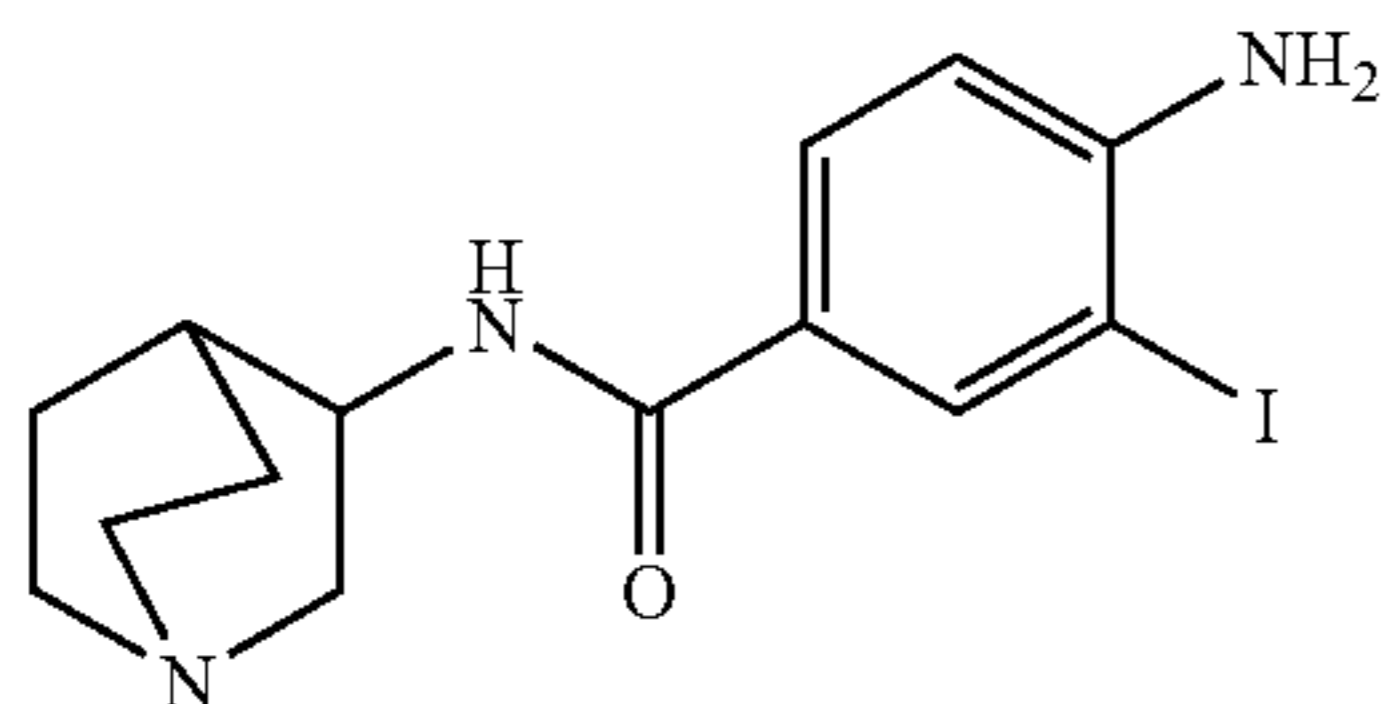
A solution of 3.00 g (10.8 mmol) of methyl 4-amino-3-iodobenzoate and 1.30 g (54.1 mmol) of lithium hydroxide in 150 ml of a dioxane/water mixture (1:1) was stirred at room temperature for 6 h. The dioxane was distilled off in vacuo, and the remaining aqueous phase was adjusted to pH 5 with 1 M hydrochloric acid. The precipitate was filtered off with suction and washed with water. 2.80 g (98%) of the title compound were obtained as a solid.

HPLC (Kromasil RP-18, 60 \times 2.1 mm, eluent=A: H₂O+5 mL HClO₄/L; B: acetonitrile; gradient=0-4.5 min 98% A-90% B; 4.5-6.5 min 90% B; 0.75 mL/min; temp.: 30 $^{\circ}$ C., UV detection at 210 nm): Rt=3.51 min

¹H-NMR (300 MHz in D₆-DMSO) δ =5.98 (s, 2H), 6.74 (d, 1H), 7.63 (m, 1H), 8.10 (s, 1H), 12.33 (s, broad, 1H)

MS (ESI+): m/z=281 [M+NH₄]⁺

Example 2A

4-Amino-N-(1-azabicyclo[2.2.2]oct-3-yl)-3-iodoben-
zamide

A solution of 2.04 g (10.3 mmol) of 3-aminoquinuclidine dihydrochloride, 2.70 g (10.3 mmol) of 4-amino-3-iodobenzoic acid, 1.39 g (10.3 mmol) of HOBt, 2.16 g (11.3 mmol) of EDC and 6.63 g (51.3 mmol) of N,N-diisopropylethylamine in 150 ml of DMF was stirred at room temperature for 16 h. 300 ml of water were added, and the aqueous phase was extracted three times with 300 ml of ethyl acetate each time. The combined organic phases were dried over sodium sulfate and the solvent was distilled off in vacuo. The residue was purified on a flash column (mobile phase: dichloromethane/

12

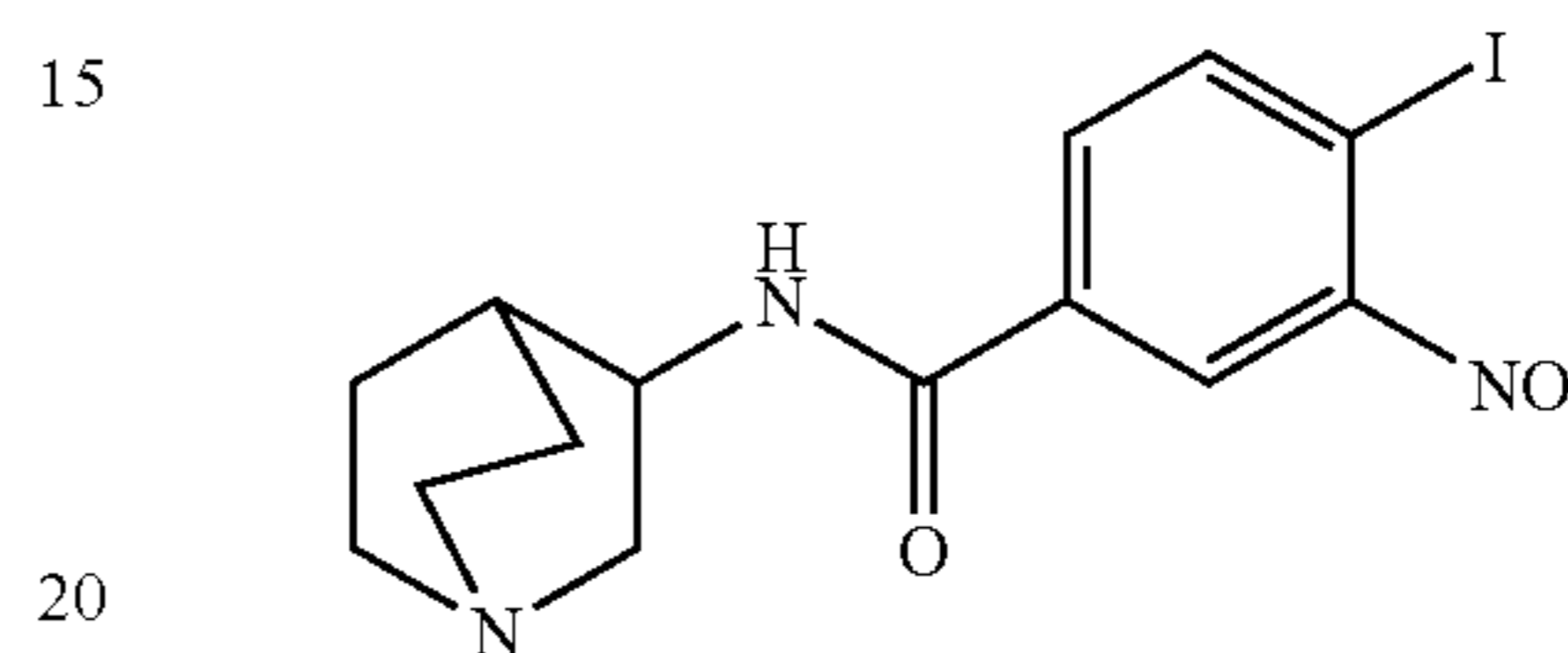
methanol/triethylamine 90:10:0.2). 3.45 g (87%) of the desired title compound were obtained.

HPLC (conditions as in Example 1A): Rt=3.29 min

¹H-NMR (200 MHz in D₆-DMSO) δ =1.18-1.87 (m, 5H), 2.58-3.13 (m, 6H), 3.49 (m, broad, 1H), 3.89 (m, 1H), 5.75 (m, 3H), 6.72 (d, 1H), 7.63 (dd, 1H), 7.92 (d, 1H), 8.12 (d, 1H)

MS (ESI+): m/z=372 [M+H]⁺

Example 3A

N-(1-Azabicyclo[2.2.2]oct-3-yl)-4-iodo-3-nitroben-
zamide

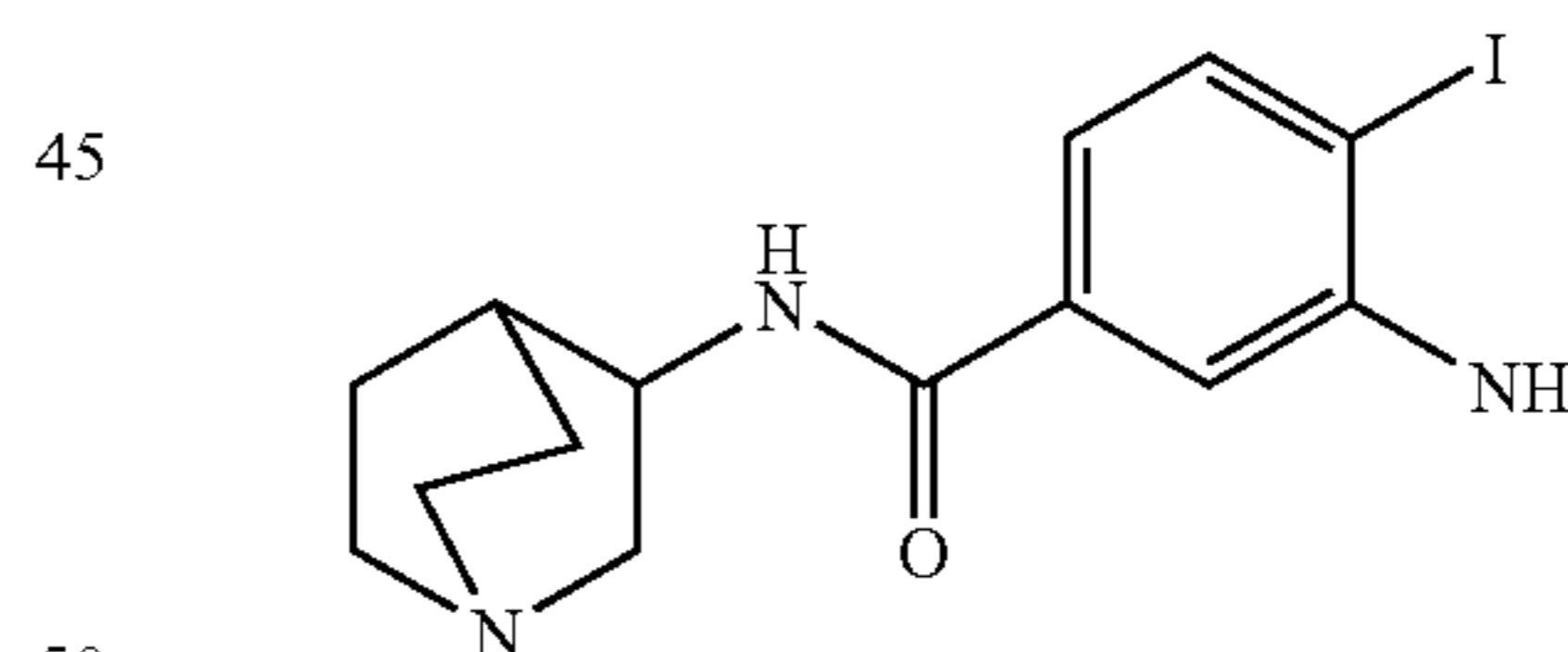
A solution of 3.08 g (24.4 mmol) of 3-aminoquinuclidine dihydrochloride, 7.60 g (24.4 mmol) of 4-iodo-3-nitrobenzoyl chloride, 9.88 g (97.6 mmol) of triethylamine in 150 ml of DMF was stirred at room temperature overnight. The solvent was distilled off in a rotary evaporator, the residue was taken up in 200 ml of dichloromethane, and 200 ml of a saturated sodium bicarbonate solution were added. The organic phase was dried over sodium sulfate, and the solvent was distilled off in vacuo. 2.20 g (22.5%) of the desired title compound were obtained.

HPLC (conditions as in Example 1A): Rt=3.72 min.

¹H-NMR (300 MHz in CDCl₃) δ =1.24-1.78 (m, 5H), 2.05 (m, 1H), 2.61 (m, 1H), 2.89 (m, 3H), 3.46 (m, 1H), 4.15 (m, 1H), 6.24 (m, 1H), 7.67 (dd, 1H), 8.14 (d, 1H), 8.20 (d, 1H).

MS (ESI+): m/z=402 [M+H]⁺

Example 4A

3-Amino-N-(1-azabicyclo[2.2.2]oct-3-yl)-4-iodoben-
zamide

A solution of 100 mg (0.25 mmol) of N-(1-azabicyclo[2.2.2]oct-3-yl)-4-iodo-3-nitrobenzamide and 281 mg (1.25 mmol) of tin(II) chloride dihydrate in 5 ml of DMF was stirred at room temperature for 6 h. The solvent was distilled off in a rotary evaporator, the residue was taken up in 10 ml of dichloromethane, and 10 ml of aqueous 1 M sodium hydroxide solution were added. The organic phase was dried over sodium sulfate, and the solvent was distilled off in a rotary evaporator. 91 mg (98%) of the desired title compound were obtained.

HPLC (conditions as in Example 1A): Rt=3.28 min.

¹H-NMR (300 MHz in D₆-DMSO) δ =1.21-1.85 (m, 5H), 2.64 (m, 4H), 2.85 (m, 1H), 3.05 (m, 1H), 3.89 (m, 1H), 5.34 (s, broad, 2H), 6.78 (dd, 1H), 7.15 (m, 1H), 7.60 (d, 1H), 8.13 (d, 1H).

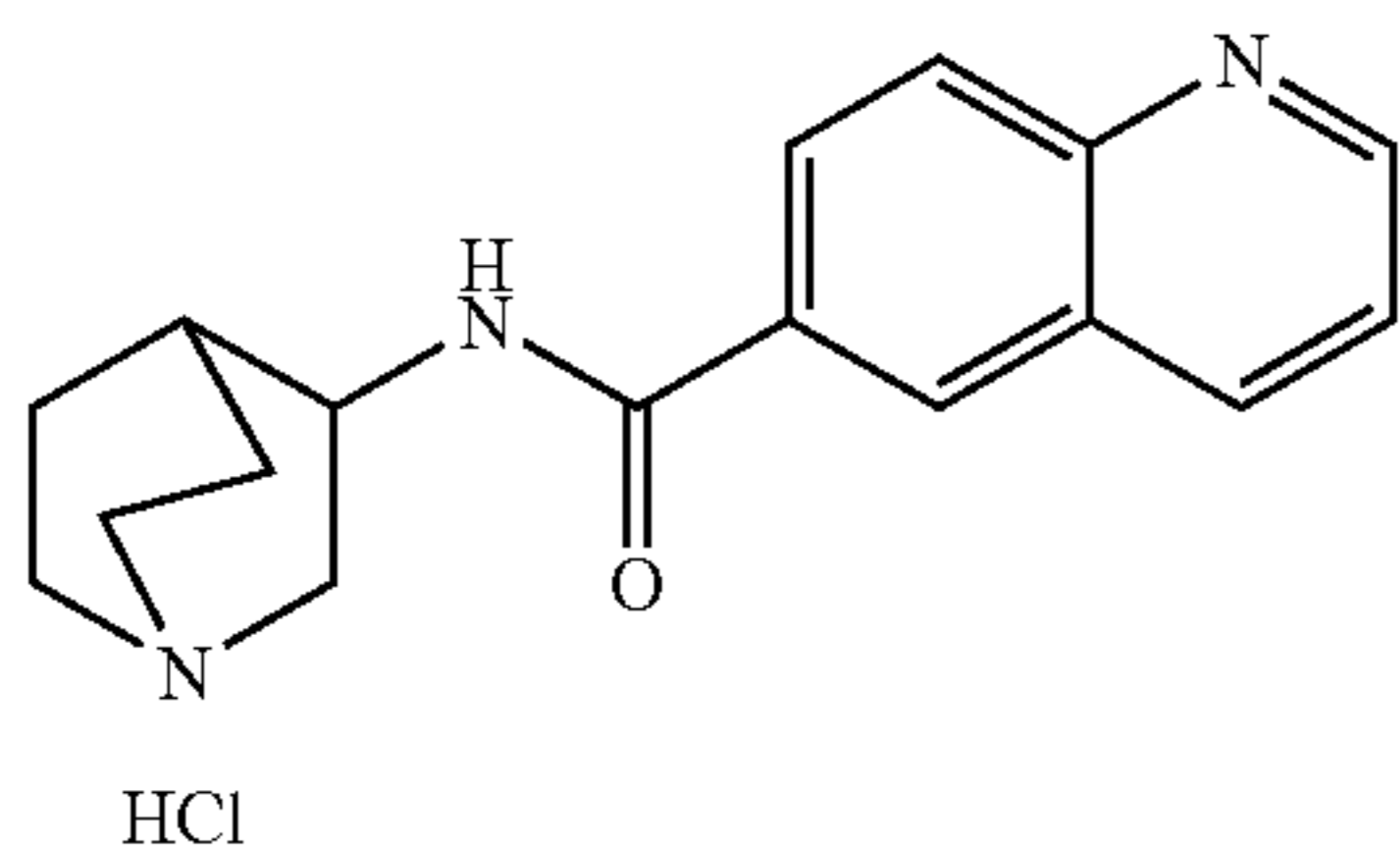
MS (ESI+): m/z=372 [M+H]⁺

13

EXEMPLARY EMBODIMENTS

Example 1

N-(1-Azabicyclo[2.2.2]oct-3-yl)-6-quinolinecarboxamide hydrochloride



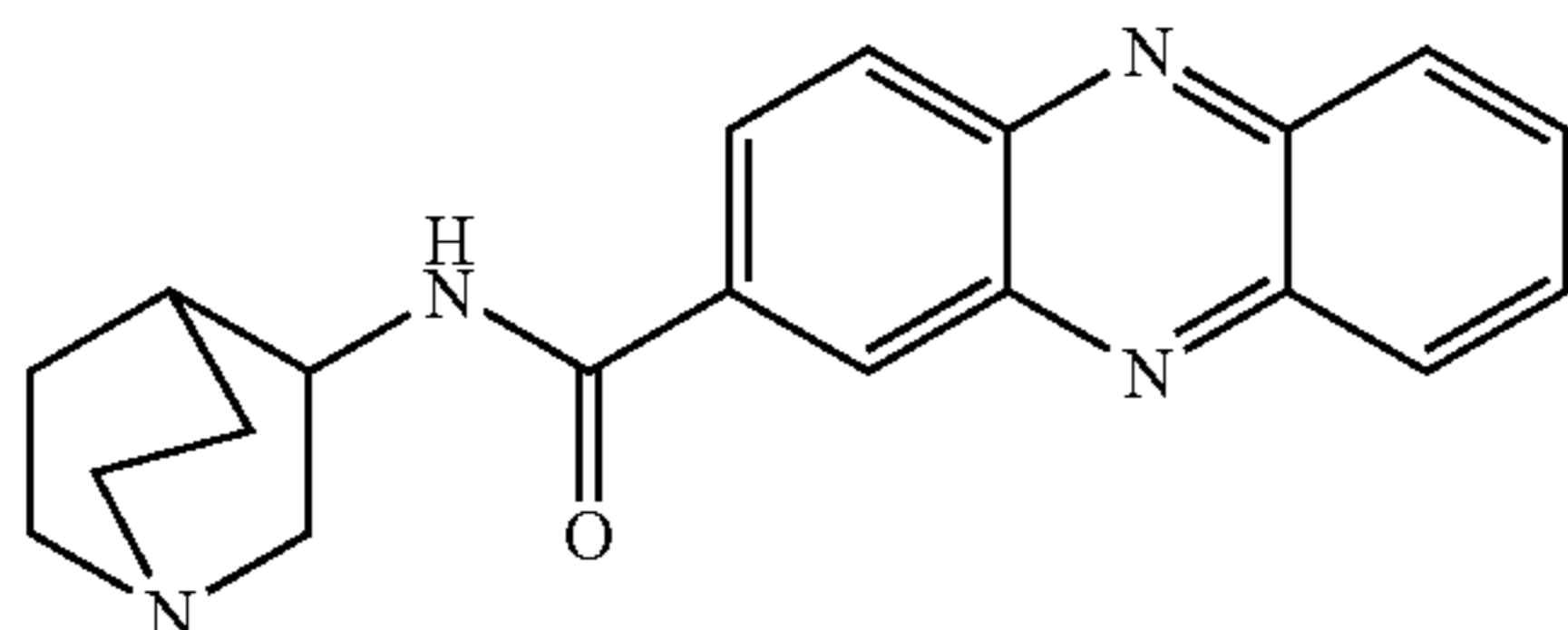
Firstly, 319 mg (0.99 mmol) of TBTU and 137 mg (1.01 mmol) of HOBT are added to a solution of 182 mg (1.05 mmol) of quinoline-6-carboxylic acid and diisopropylethylamine (620 mg, 4.8 mmol) in 4 mL of DMF at RT, and then 200 mg (1.0 mmol) of 3-aminoquinuclidine dihydrochloride are added. The mixture is stirred at RT for 4 h. For a workup, it is concentrated and taken up in a mixture of chloroform and excess aqueous NaOH. The phases are separated and the aqueous phase is back-extracted several times with chloroform. The combined organic phases are dried over sodium sulfate and concentrated, and the crude product is chromatographed on a silica gel column (mobile, chloroform:methanol: conc. NH_3 =100:20:4). The resulting product is taken up in THF, excess HCl in diethyl ether is added, and the mixture is concentrated and dried under high vacuum. 136 mg (47% yield) of the hydrochloride are obtained.

$^1\text{H-NMR}$ (300 MHz, CD_3OD) δ =9.30 (m, 2H); 8.95 (s, 1H); 8.60 (d, 1H), 8.32 (d, 1H); 8.15 (m, 1H); 4.55 (m, 1H), 3.85 (m, 1H); 3.60-3.30 (m, 5H); 2.50-1.90 (m, 5H).

MS (ESI+): m/z =282 ($[\text{M}+\text{H}]^+$ of the free base)

Example 2

N-(1-Azabicyclo[2.2.2]oct-3-yl)-2-phenazinecarboxamide



Prepared in analogy to the method for Example 1 starting from 236 mg of phenazine-2-carboxylic acid and 200 mg of 3-aminoquinuclidine dihydrochloride. 84 mg (25% yield) of the free base were obtained after chromatographic separation.

$^1\text{H-NMR}$ (in DMSO-d_6) δ =8.85 (s, 1H); 8.75 (d, $J=7$ Hz, 1H); 8.30 (m, 4H); 8.00 (m, 2H); 4.05 (m, 1H); 3.2-2.7 (m, 6H); 2.0-1.3 (m, 5H).

MS (ESI+): m/z =333 $[\text{M}+\text{H}]^+$

14

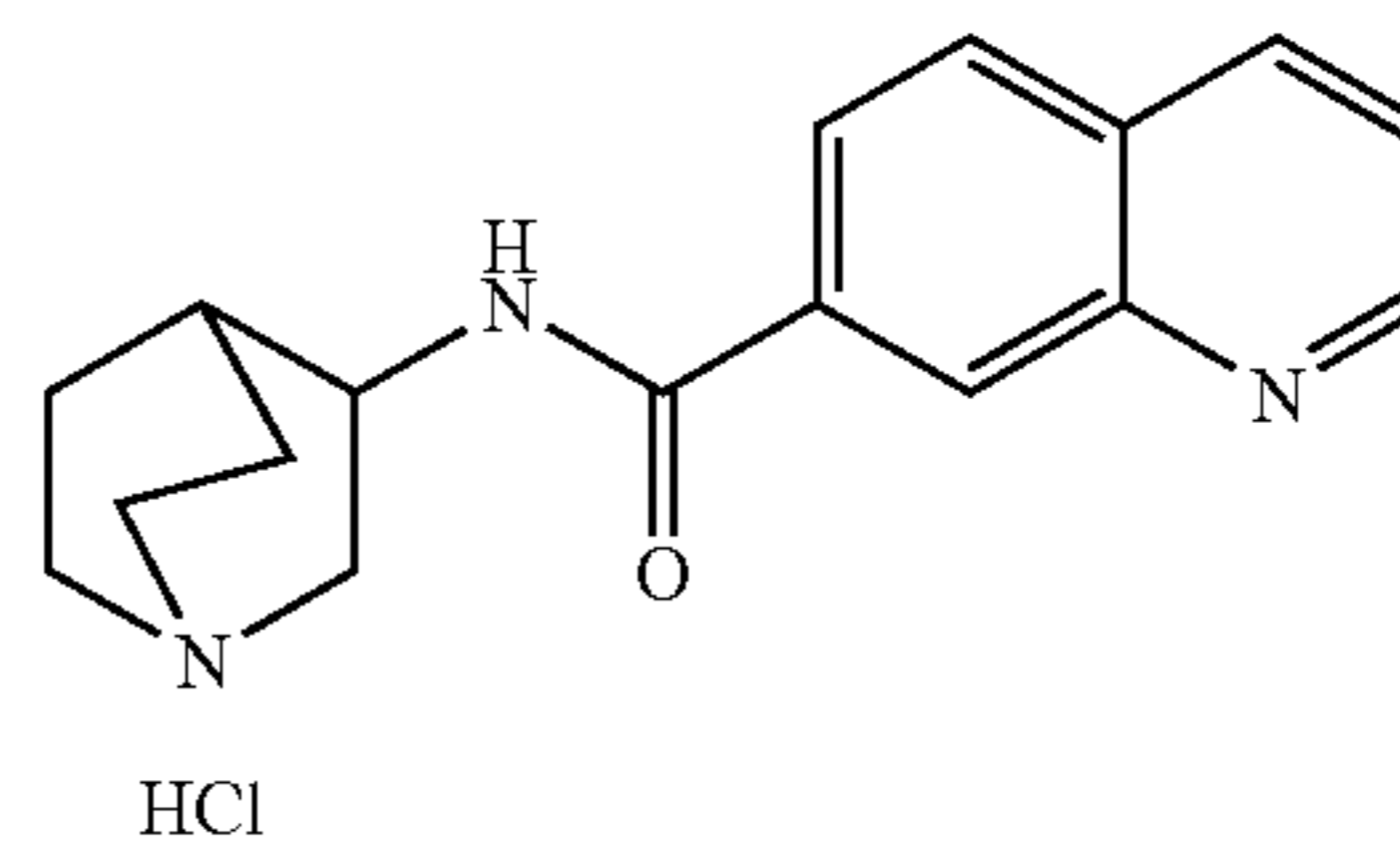
Example 3

N-(1-Azabicyclo[2.2.2]oct-3-yl)-7-quinolinecarboxamide hydrochloride

5

10

15



Prepared in analogy to the method for Example 1 starting from 183 mg of quinoline-7-carboxylic acid (Seibert et al. *J. Am. Chem. Soc.* 1946, 68, 2721) and 200 mg of 3-aminoquinuclidine dihydrochloride. 227 mg (71% yield) of the hydrochloride were obtained.

20

25

$^1\text{H-NMR}$ (300 MHz in DMSO-d_6) δ =10.5 (s, 1H); 9.15 (m, 2H); 8.70 (m, 2H), 8.20 (m, 2H); 7.80 (m, 1H); 4.40 (m, 1H); 3.65 (m, 1H), 3.45-3.10 (m, 5H); 2.30-1.65 (m, 5H).

MS (ESI+): m/z =282 ($[\text{M}+\text{H}]^+$ of the free base)

Example 4

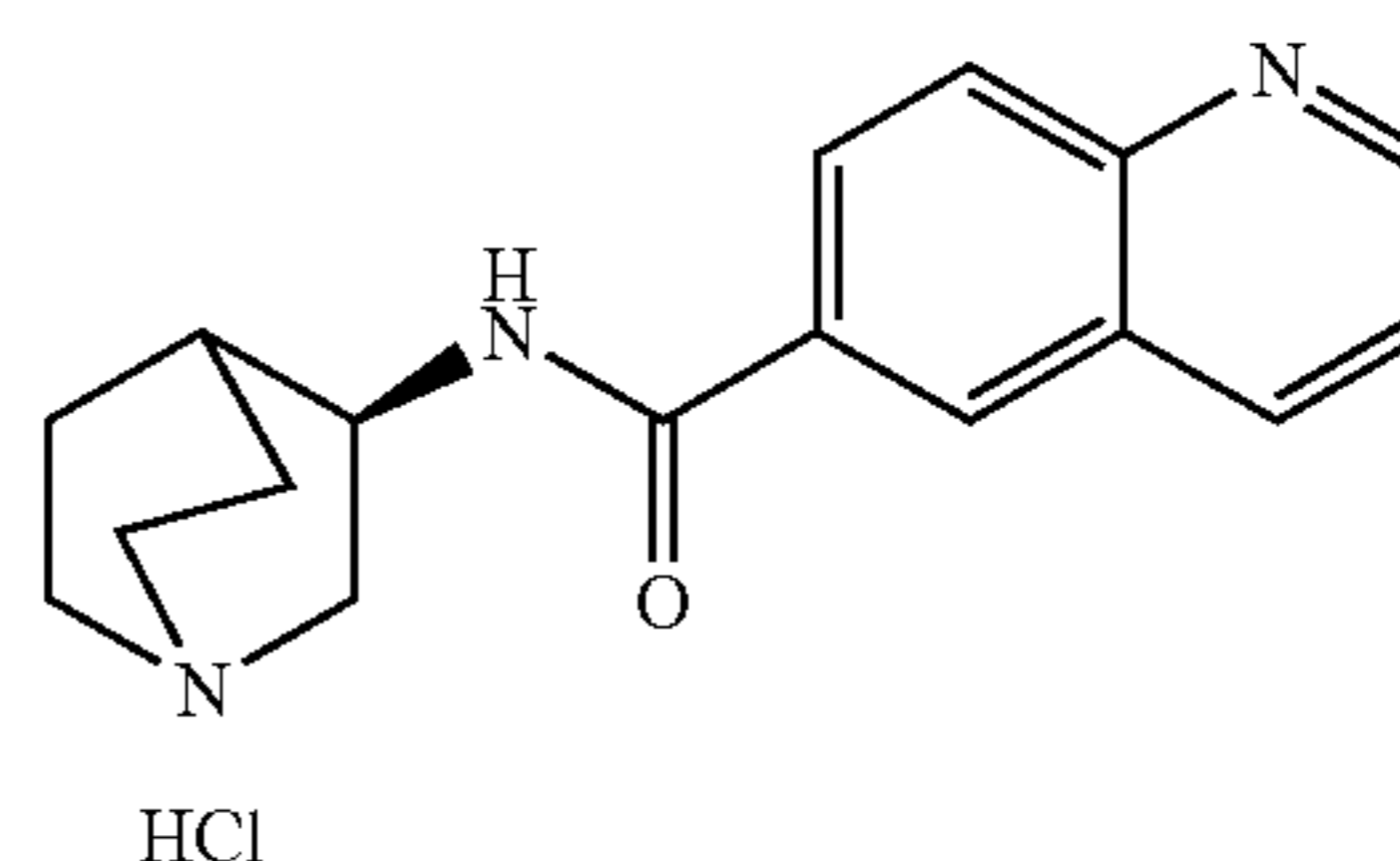
N-[(3R)-1-Azabicyclo[2.2.2]oct-3-yl]-6-quinolinecarboxamide hydrochloride

30

35

40

45



Prepared in analogy to Example 1 starting from (3R)-1-azabicyclo[2.2.2]oct-3-ylamine. The $^1\text{H-NMR}$ and MS data were identical to Example 1.

Example 5

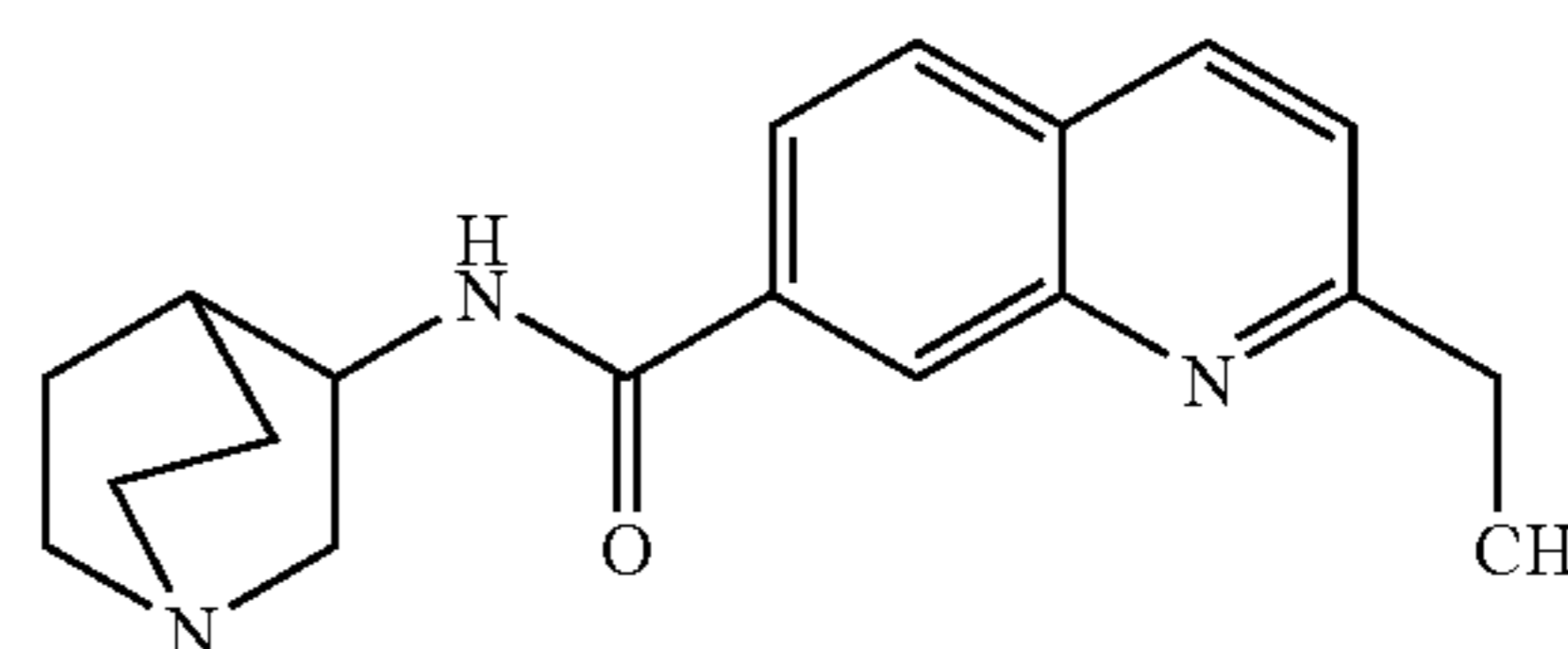
N-(1-Azabicyclo[2.2.2]oct-3-yl)-2-ethyl-7-quinolinecarboxamide

50

55

60

65



A solution of 30 mg (0.08 mmol) of Example 4A, 0.32 mmol of 1-penten-3-ol, 0.5 mg (10 mol %) of palladium(II) acetate, 22.4 mg (0.08 mmol) of tetrabutyl-ammonium chloride, 0.6 mg (10 mol %) of tri-tert-butylphosphine and 28 mg

15

(0.20 mmol) of potassium carbonate in 2 ml of DMF was stirred at 100° C. in an argon atmosphere for 72 h. The solvent was distilled off and the residue was taken up in methanol. It was purified by thick-layer chromatography (mobile phase: dichloromethane/methanol/triethylamine 80:20:2).

The title compound was obtained in 12% yield.

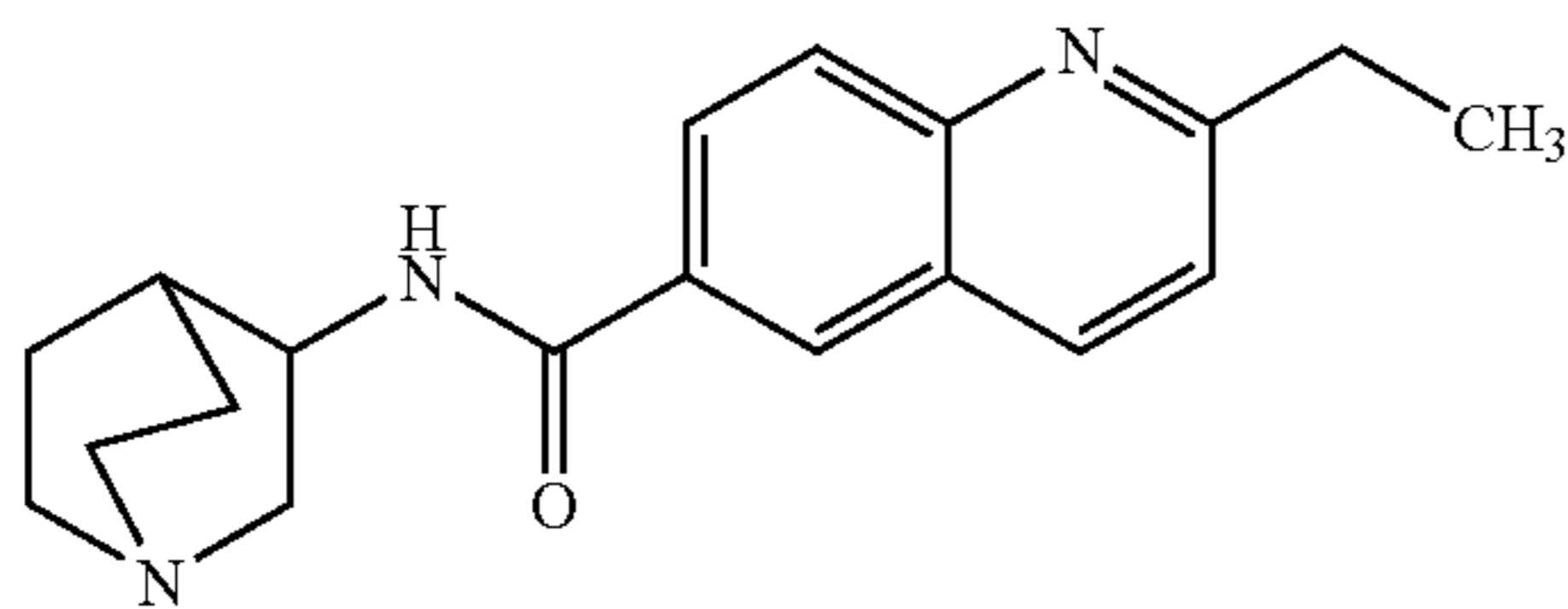
HPLC (conditions as in Example 1A): Rt=3.00 min.

¹H-NMR (400 MHz in D₆-DMSO) δ=1.35 (t, 3H), 1.21-2.01 (m, 5H), 2.96 (q, 2H), 2.82-3.12 (m, 5H), 4.11 (m, 1H), 7.52 (d, 1H), 7.95 (m, 2H), 8.31 (d, 1H), 8.54 (s, 1H), 8.64 (d, 1H).

MS (ESI+): m/z=310 [M+H]⁺

Example 6

N-(1-Azabicyclo[2.2.2]oct-3-yl)-2-ethyl-6-quinolinecarboxamide



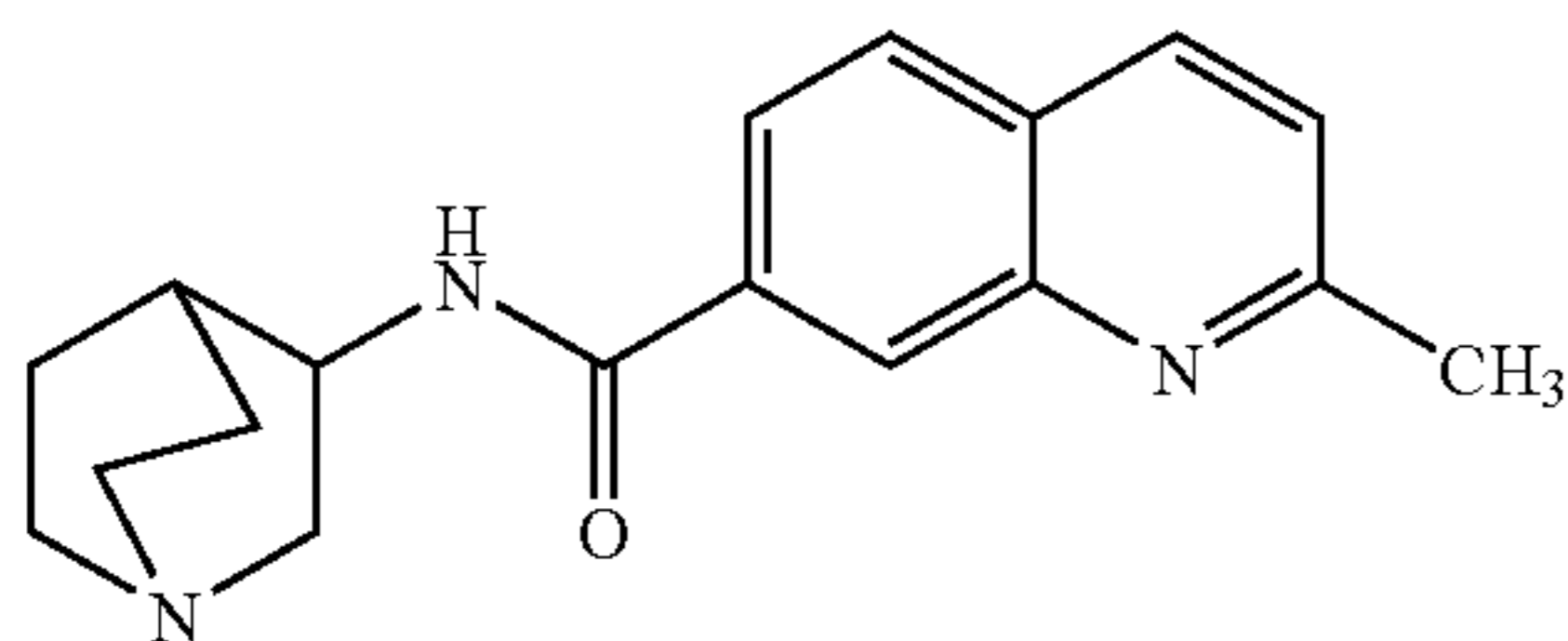
Example 2A was reacted with 1-penten-3-ol in analogy to the method for Example 5. The title compound was obtained in 36% yield.

LC/MS (Kromasil RP-18, 5 μm, 2.1×150 mm, eluent=A: acetonitrile B: H₂O+0.23 g 30% HCl/1 water; gradient=0-2.5 min 2% A-95% A; 2.5-5 min 95% A; flow rate=0.9 mL/min; temp.: 70° C., UV detection at 210 nm): Rt=1.71 min; MS (ESI+): m/z=310 [M+H]⁺.

¹H-NMR (400 MHz in D₆-DMSO) δ=1.32 (t, 3H), 1.25-2.22 (m, 5H), 2.76 (m, 4H), 2.97 (m, 5H), 4.06 (m, 1H), 7.52 (d, 1H), 7.98 (d, 1), 8.12 (dd, 1H), 8.36 (d, 1H), 8.43 (s, 1H), 8.52 (d, 1H).

Example 7

N-(1-Azabicyclo[2.2.2]oct-3-yl)-2-methyl-7-quinolinecarboxamide



Example 4A was reacted with 1-buten-3-ol in analogy to the method for Example 5. The title compound was obtained in 21% yield.

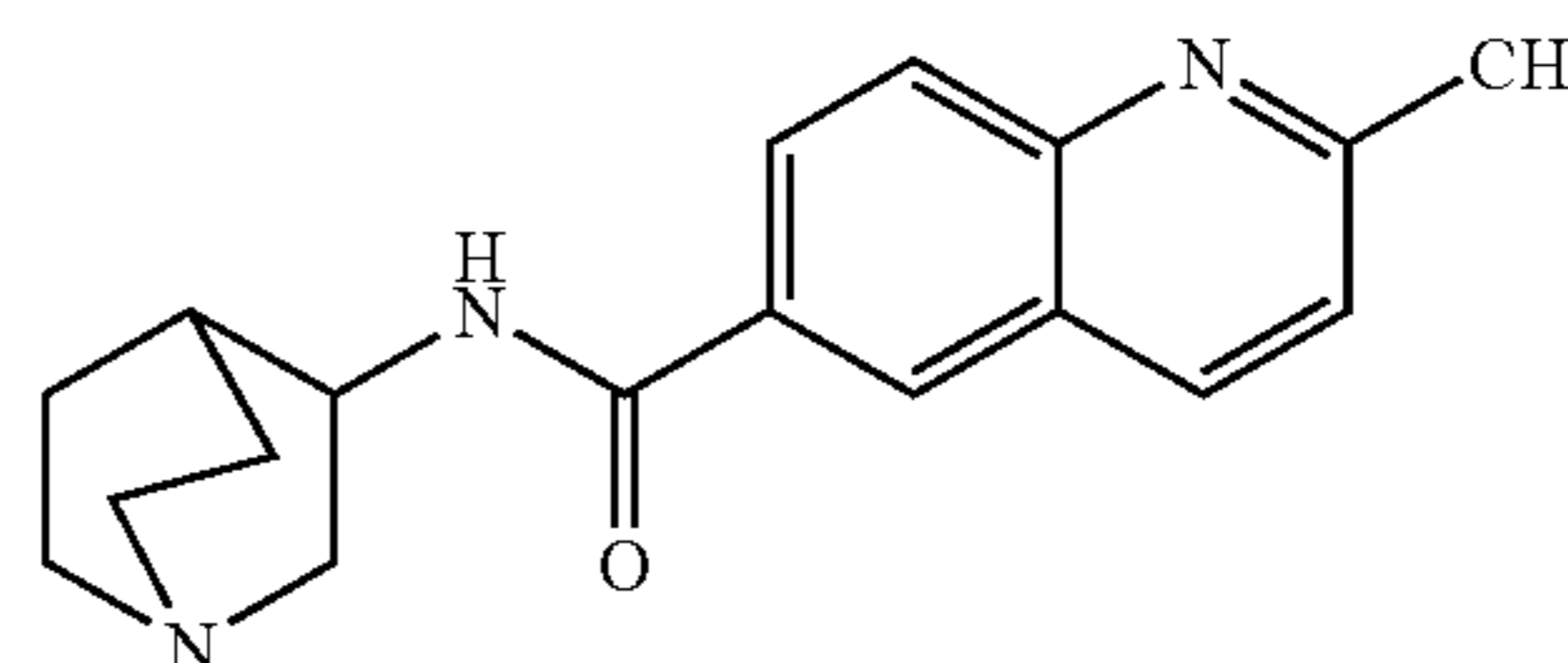
LC/MS (conditions as in Example 6): Rt=1.70 min; MS (ESI+): m/z=296 [M+H]⁺.

16

¹H-NMR (400 MHz in D₆-DMSO) δ=1.38-1.99 (m, 5H), 2.68 (s, 3H), 2.82 (m, 4H), 3.01 (m, 1H), 4.10 (m, 1H), 7.50 (d, 1H), 7.96 (m, 2H), 8.30 (d, 1H), 8.51 (s, 1H), 8.60 (s, 1H).

Example 8

N-(1-Azabicyclo[2.2.2]oct-3-yl)-2-methyl-6-quinolinecarboxamide

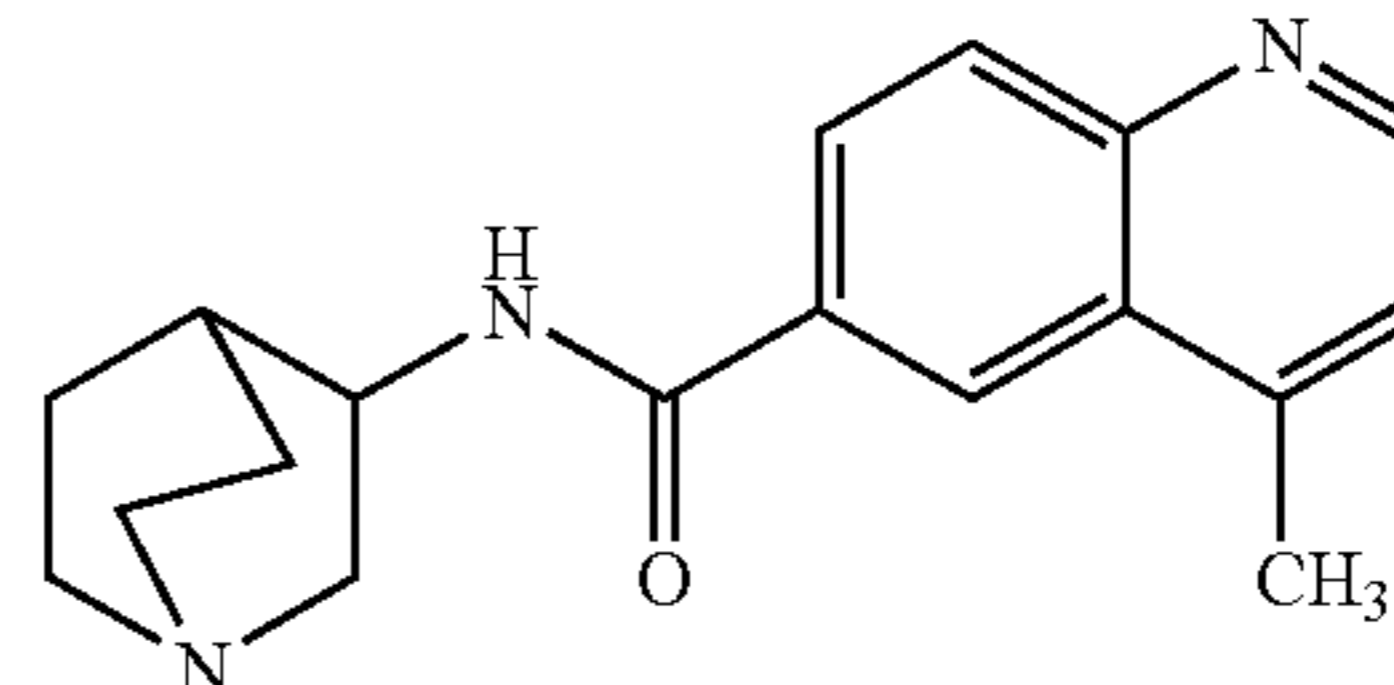


Example 2A was reacted with 1-buten-3-ol in analogy to the method for Example 5. The title compound was obtained in 29% yield.

LC/MS (conditions as in Example 6): Rt=0.57 min; MS (ESI+): m/z=296 [M+H]⁺.

Example 9

N-(1-Azabicyclo[2.2.2]oct-3-yl)-4-methyl-6-quinolinecarboxamide

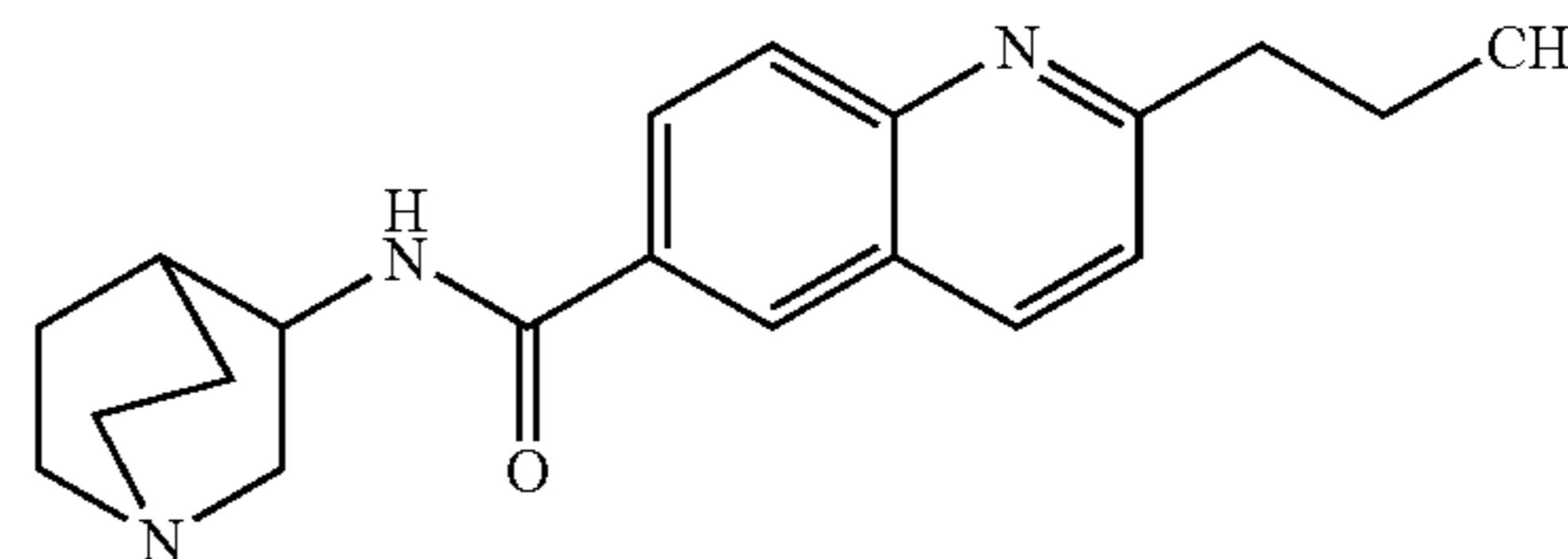


Example 2A was reacted with 2-butyne-1-ol in analogy to the method for Example 5. The title compound was obtained in 8% yield.

LC/MS (conditions as in Example 6): Rt=0.56 min; MS (ESI+): m/z=296 [M+H]⁺.

Example 10

N-(1-Azabicyclo[2.2.2]oct-3-yl)-2-propyl-6-quinolinecarboxamide



Example 2A was reacted with 1-hexen-3-ol in analogy to the method for Example 5. The title compound was obtained in 23% yield.

LC/MS (conditions as in Example 6): Rt=1.77 min; MS (ESI+): m/z=324 [M+H]⁺.

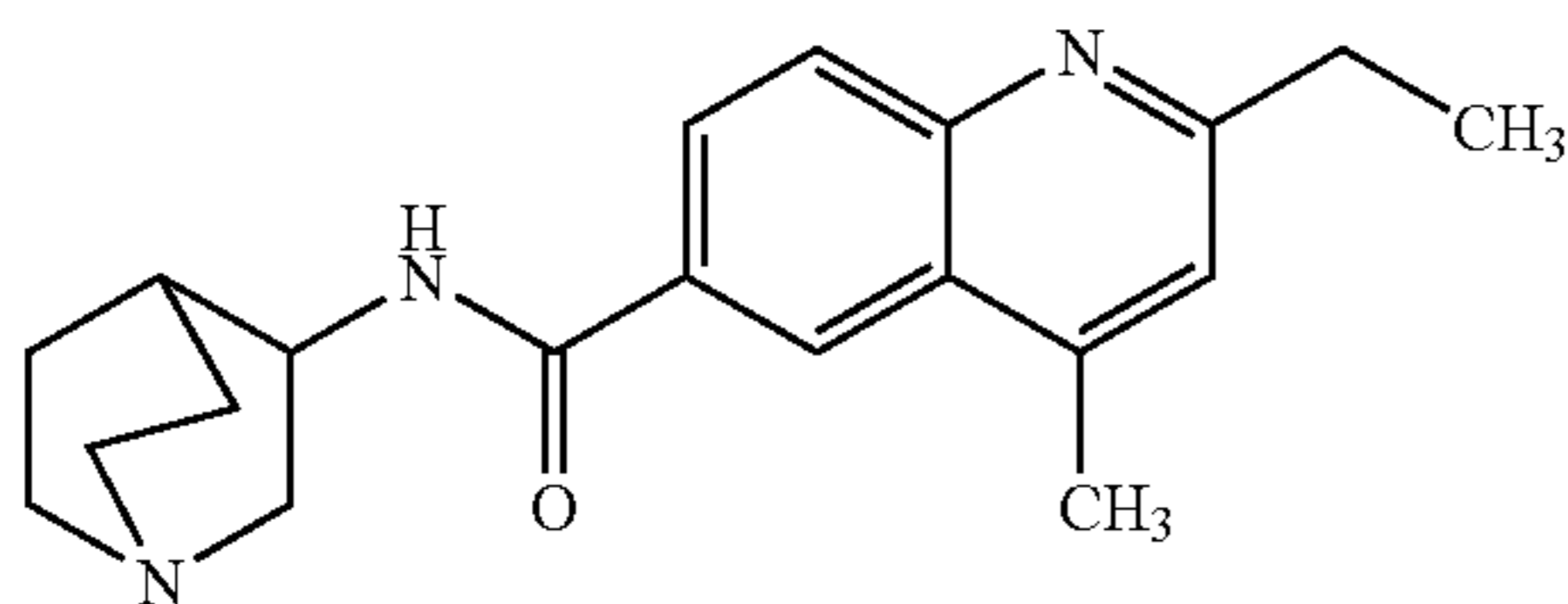
¹H-NMR (400 MHz in D₆-DMSO) δ=0.95 (t, 3H), 1.24-1.65 (m, 4H), 1.85 (m, 4H), 2.70 (m, 3H), 2.91 (m, 3H), 3.15

17

(m, 1H), 4.01 (m, 1H), 5.76 (m, 1H), 7.50 (d, 1H), 7.96 (m, 1H), 8.12 (d, 1H), 8.38 (d, 1H), 8.47 (m, 2H).

Example 11

N-(1-Azabicyclo[2.2.2]oct-3-yl)-2-ethyl-4-methyl-6-quinolinecarboxamide



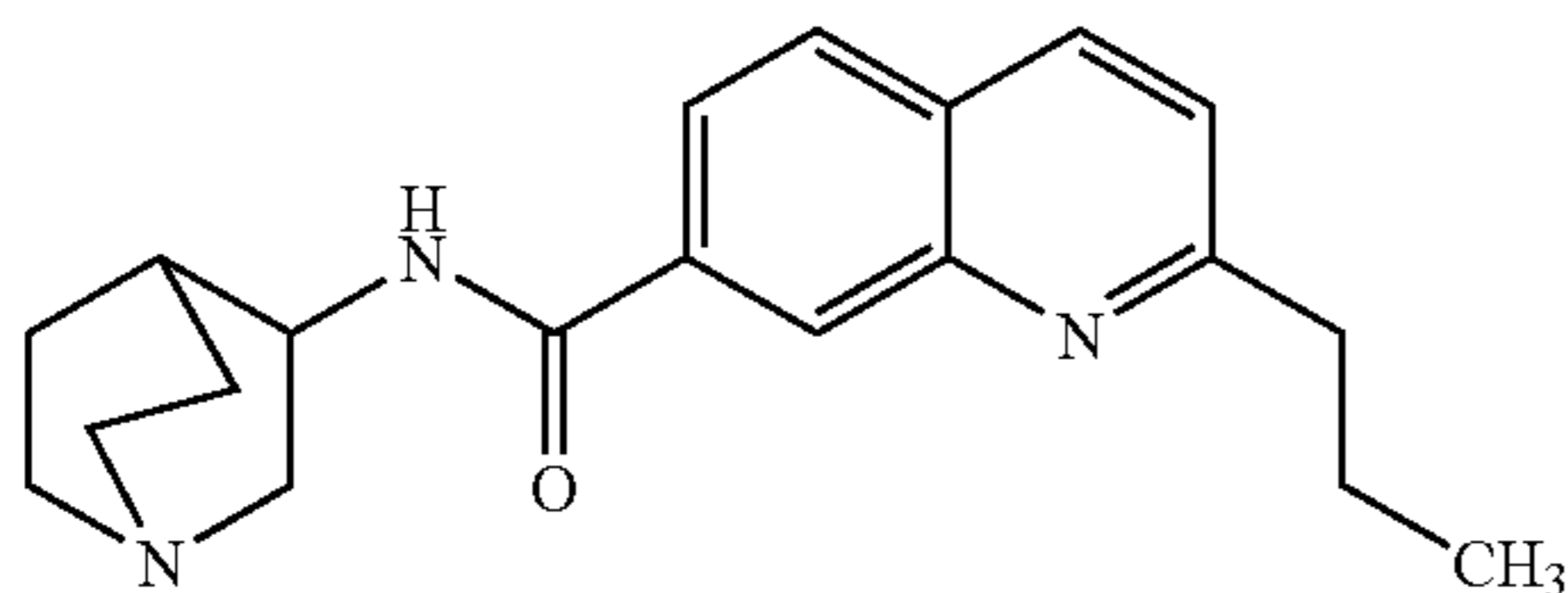
Example 2A was reacted with 2-hexyn-4-ol in analogy to the method for Example 5. The title compound was obtained in 16% yield.

LC/MS (conditions as in Example 6): Rt=2.06 min; MS (ESI+): m/z=324 [M+H]⁺.

¹H-NMR (400 MHz in D₆-DMSO) δ=1.31 (t, 3H), 1.61 (m, 2H), 1.90 (m, 2H), 2.71 (m, 8H), 2.91 (m, 4H), 3.17 (m, 1H), 4.01 (m, 1H), 7.39 (s, 1H), 7.95 (d, 1H), 8.13 (m, 1H), 8.49 (m, 2H).

Example 12

N-(1-Azabicyclo[2.2.2]oct-3-yl)-2-propyl-7-quinolinecarboxamide



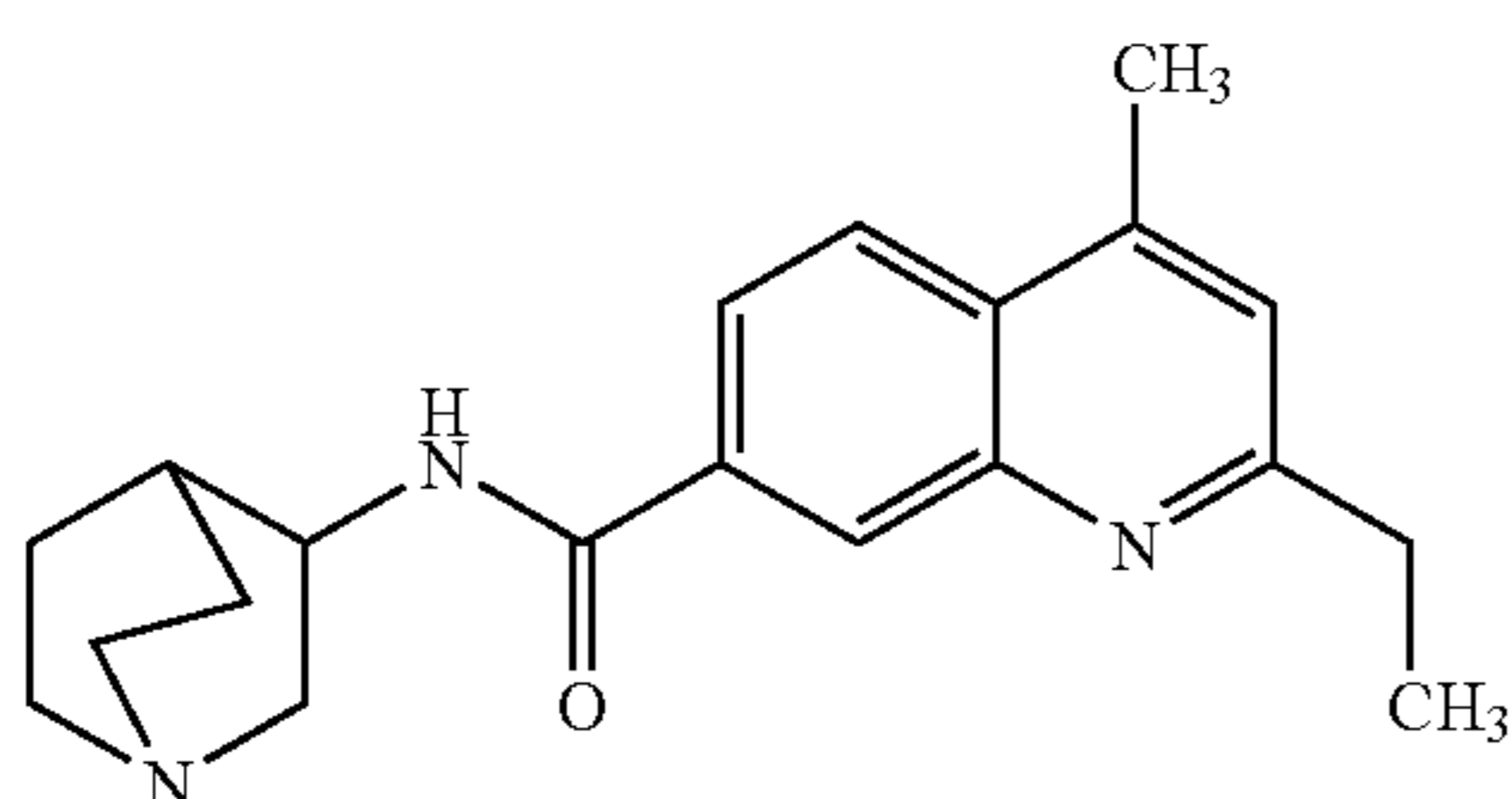
Example 4A was reacted with 1-hexen-3-ol in analogy to the method for Example 5. The title compound was obtained in 12% yield.

LC/MS (conditions as in Example 6): Rt=1.73 min; MS (ESI+): m/z=324 [M+H]⁺.

¹H-NMR (400 MHz in D₆-DMSO) δ=0.96 (t, 3H), 1.38 (m, 1H), 1.63 (m, 2H), 1.87 (m, 5H), 2.75 (m, 5H), 2.93 (m, 3H), 3.20 (m, 1H), 4.05 (m, 1H), 7.50 (d, 1H), 7.96 (m, 2H), 8.30 (m, 1H), 8.54 (s, 1H), 8.61 (d, 1H).

Example 13

N-(1-Azabicyclo[2.2.2]oct-3-yl)-2-ethyl-4-methyl-7-quinolinecarboxamide



18

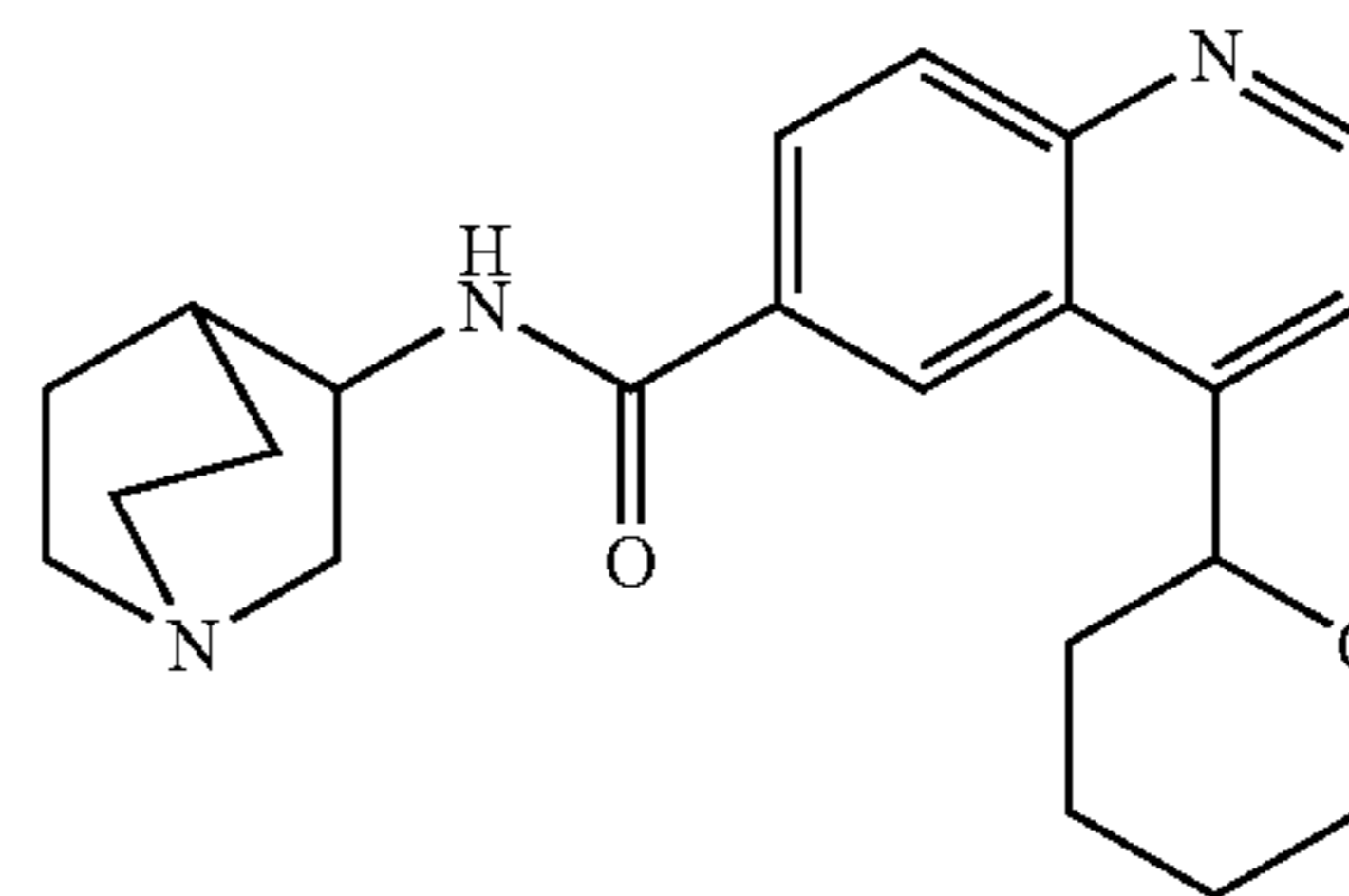
Example 4A was reacted with 2-hexyn-4-ol in analogy to the method for Example 5. The title compound was obtained in 15% yield.

LC/MS (conditions as in Example 6): Rt=1.73 min; MS (ESI+): m/z=324 [M+H]⁺.

¹H-NMR (400 MHz in D₆-DMSO) δ=1.32 (t, 3H), 1.60 (m, 2H), 1.85 (m, 1H), 2.70 (m, 8H), 2.92 (m, 4H), 3.12 (m, 1H), 4.02 (m, 1H), 7.40 (s, 1H), 7.97 (d, 1H), 8.10 (d, 1H), 8.53 (m, 1H), 8.59 (d, 1H).

Example 14

N-(1-Azabicyclo[2.2.2]oct-3-yl)-4-(tetrahydro-2H-pyran-2-yl)-6-quinolinecarboxamide



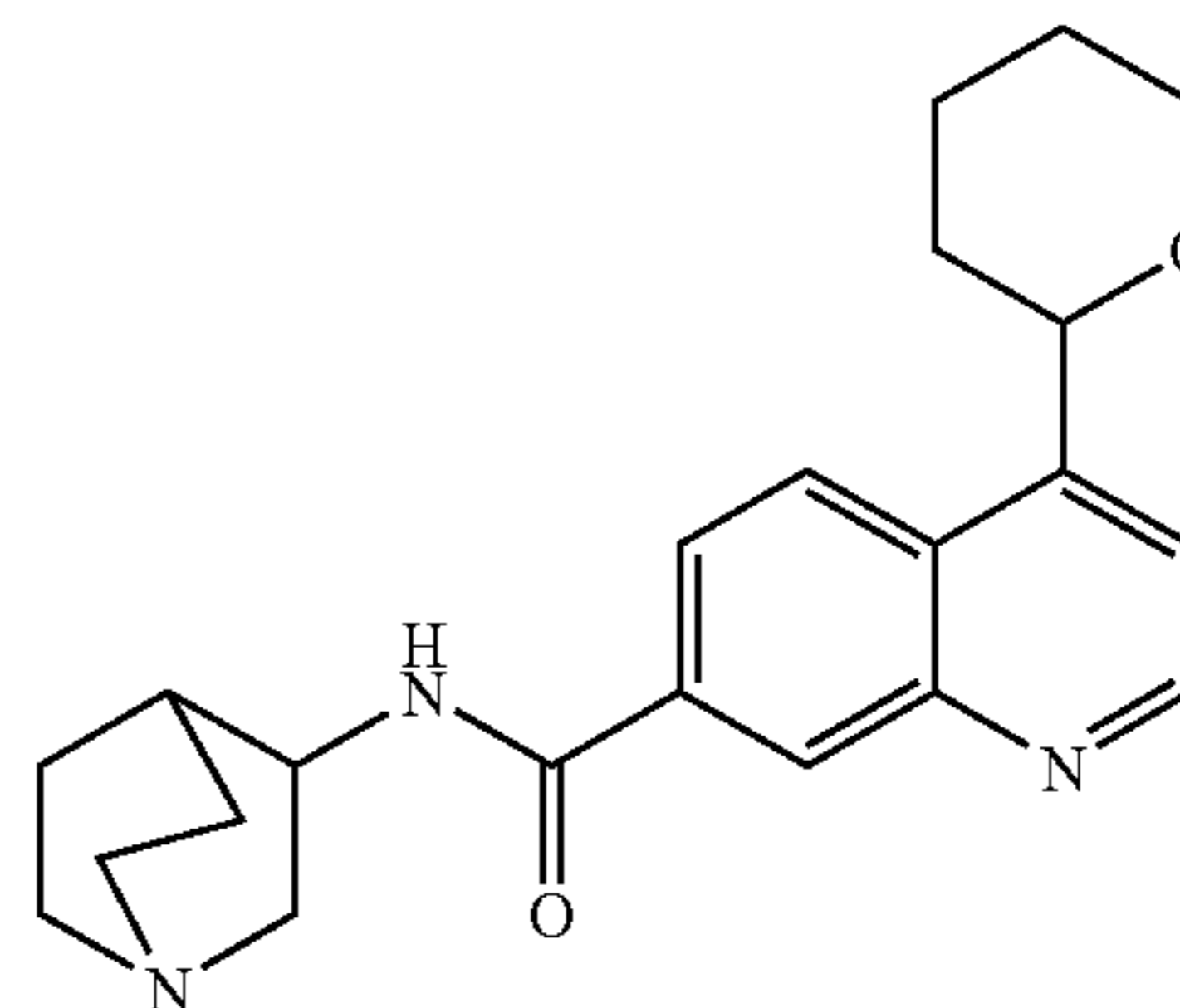
Example 2A was reacted with 3-(tetrahydro-2H-pyran-2-yl)-2-propyn-1-ol in analogy to the method for Example 5. The title compound was obtained in 12% yield.

LC/MS (conditions as in Example 6): Rt=1.78 min; MS (ESI+): m/z=366 [M+H]⁺.

¹H-NMR (400 MHz in D₆-DMSO) δ=1.22-2.05 (m, 13H), 2.71 (m, 5H), 2.90 (m, 2H), 3.17 (m, 1H), 3.76 (m, 1H), 4.00 (m, 1H), 4.16 (m, 1H), 5.18 (d, 1H), 7.60 (d, 1H), 8.05 (d, 1H), 8.18 (d, 1H), 8.52 (s, 1H), 8.94 (d, 1H).

Example 15

N-(1-Azabicyclo[2.2.2]oct-3-yl)-4-(tetrahydro-2H-pyran-2-yl)-7-quinolinecarboxamide



Example 4A was reacted with 3-(tetrahydro-2H-pyran-2-yl)-2-propyn-1-ol in analogy to the method for Example 5.

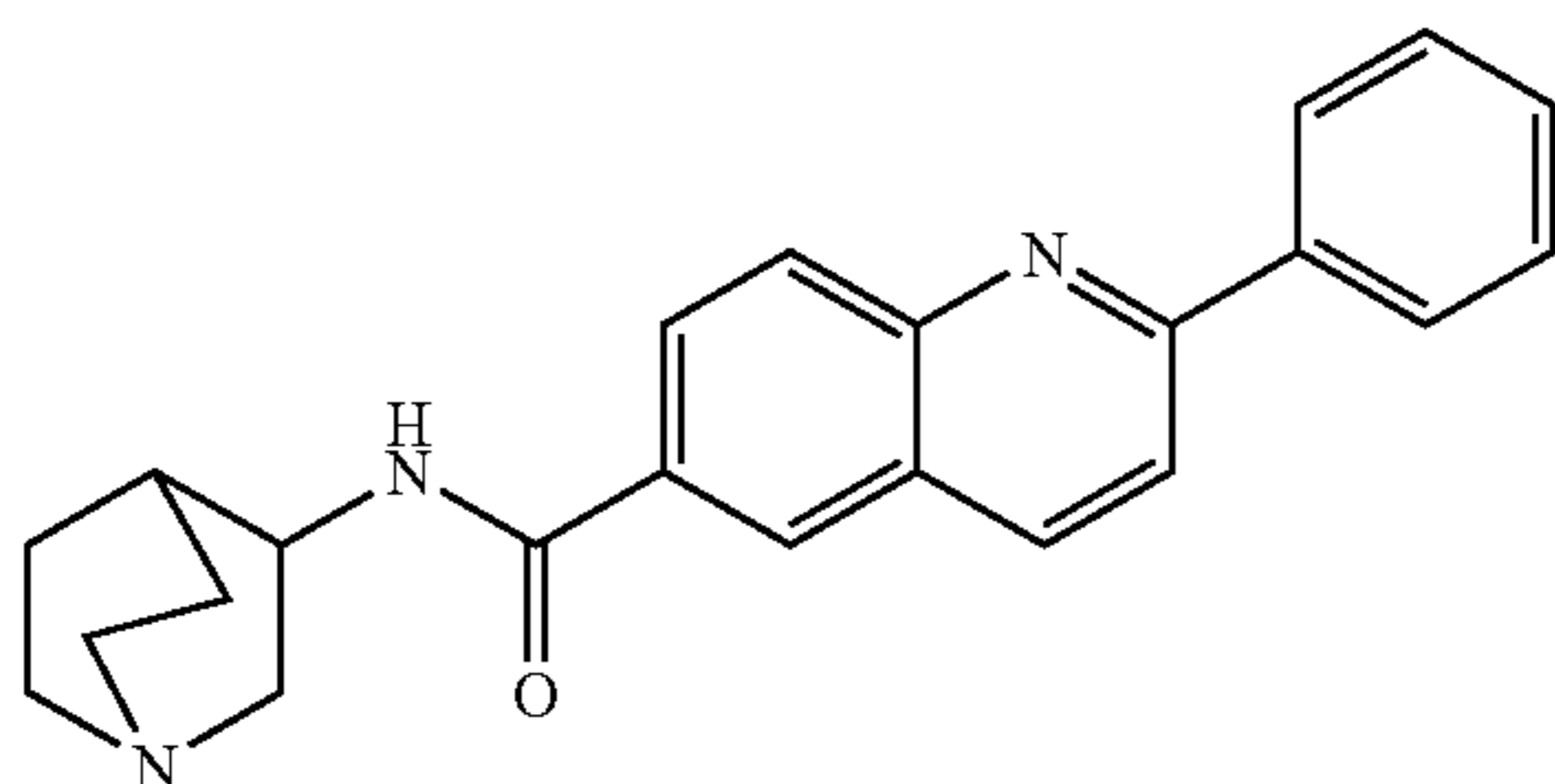
19

The title compound was obtained in 9% yield.

LC/MS (conditions as in Example 6): Rt=1.92 min; MS (ESI+): m/z=366 [M+H]⁺.

Example 16

N-(1-Azabicyclo[2.2.2]oct-3-yl)-2-phenyl-6-quinolinecarboxamide

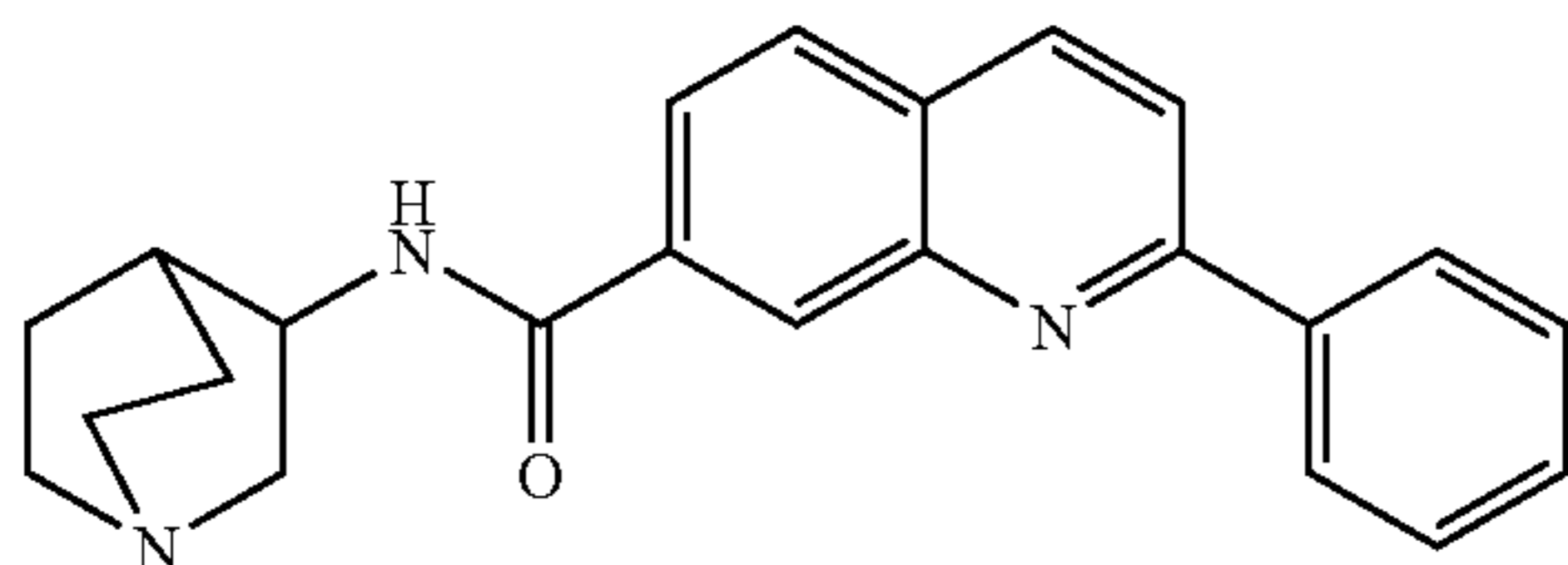


Intermediate 2 was reacted with 3-phenyl-1-propen-3-ol in accordance with the general method. The title compound was obtained in 38% yield.

LC/MS (conditions as in Example 6): Rt=1.94 min; MS (ESI+): m/z=358 [M+H]⁺.

Example 17

N-(1-Azabicyclo[2.2.2]oct-3-yl)-2-phenyl-7-quinolinecarboxamide

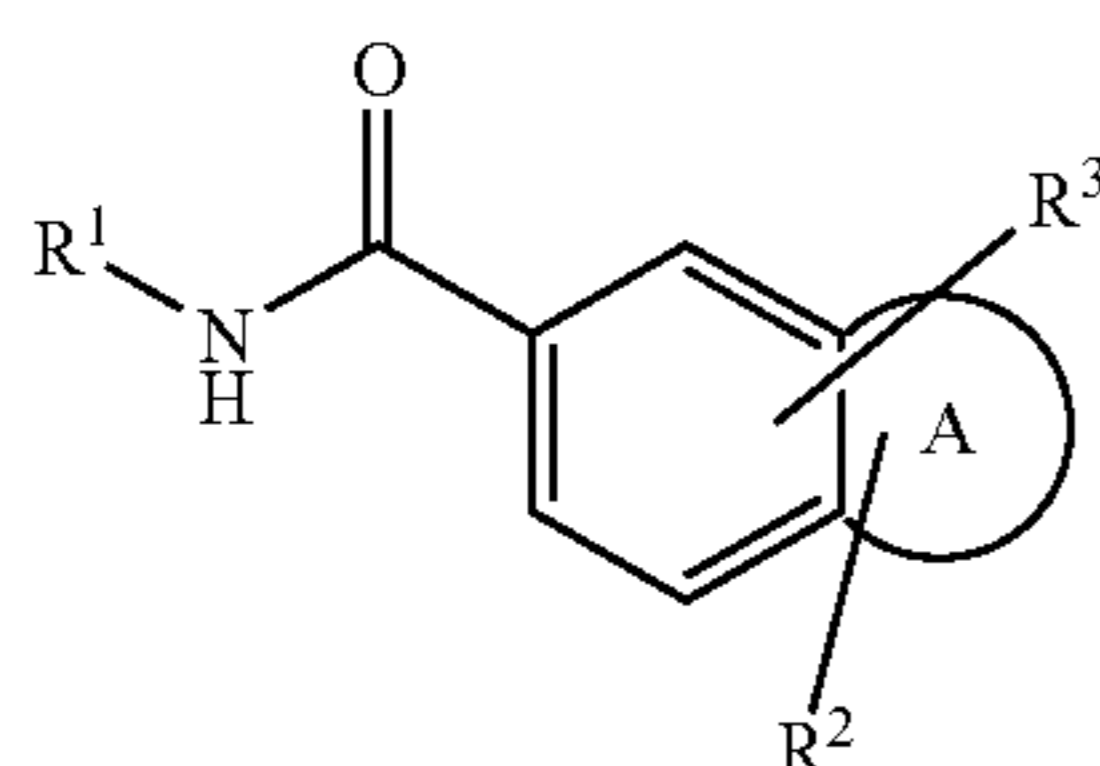


Example 4A was reacted with 3-phenyl-1-propen-3-ol in analogy to the method for Example 5. The title compound was obtained in 24% yield.

LC/MS (conditions as in Example 6): Rt=1.95 min; MS (ESI+): m/z=358 [M+H]⁺.

The invention claimed is:

1. A compound of the formula (I)



20

in which

R¹ is 1-azabicyclo[2.2.2]oct-3-yl,

the ring A is pyrido optionally fused with benzo, and

5 R² and R³ are identical or different and are radicals selected from the group of hydrogen, halogen, formyl, carbamoyl, cyano, trifluoromethyl, trifluoro-methoxy, nitro, (C₁-C₆)-alkyl, (C₁-C₆)-alkoxy, (C₁-C₆)-alkylthio, (C₃-C₈)-cycloalkyl, 4- to 8-membered heterocyclyl, phenyl or 5- to 6-membered heteroaryl, where phenyl and heteroaryl are optionally substituted by halogen, (C₁-C₄)-alkyl, (C₁-C₄)-alkoxy, amino, mono- or di-(C₁-C₄)-alkyl-amino, (C₁-C₄)-alkanoylamino or (C₁-C₄)-alkanesulfonylamino;

10 or a salt thereof.

2. A compound having the IUPAC name:

N-(1-Azabicyclo[2.2.2]oct-3-yl)-6-quinolinecarboxamide hydrochloride;

20 N-(1-Azabicyclo[2.2.2]oct-3-yl)-2-phenazinecarboxamide;

N-(1-Azabicyclo[2.2.2]oct-3-yl)-7-quinolinecarboxamide hydrochloride;

25 N-[(3R)-1-Azabicyclo[2.2.2]oct-3-yl]-6-quinolinecarboxamide hydrochloride;

N-(1-Azabicyclo[2.2.2]oct-3-yl)-2-ethyl-7-quinolinecarboxamide;

30 N-(1-Azabicyclo[2.2.2]oct-3-yl)-2-ethyl-6-quinolinecarboxamide;

N-(1-Azabicyclo[2.2.2]oct-3-yl)-2-methyl-7-quinolinecarboxamide;

35 N-(1-Azabicyclo[2.2.2]oct-3-yl)-2-methyl-6-quinolinecarboxamide;

N-(1-Azabicyclo[2.2.2]oct-3-yl)-4-methyl-6-quinolinecarboxamide;

40 N-(1-Azabicyclo[2.2.2]oct-3-yl)-2-propyl-6-quinolinecarboxamide;

N-(1-Azabicyclo[2.2.2]oct-3-yl)-2-ethyl-4-methyl-6-quinolinecarboxamide;

45 N-(1-Azabicyclo[2.2.2]oct-3-yl)-2-propyl-7-quinolinecarboxamide;

N-(1-Azabicyclo[2.2.2]oct-3-yl)-2-ethyl-4-methyl-7-quinolinecarboxamide;

50 N-(1-Azabicyclo[2.2.2]oct-3-yl)-4-(tetrahydro-2H-pyran-2-yl)-6-quinolinecarboxamide;

N-(1-Azabicyclo[2.2.2]oct-3-yl)-4-(tetrahydro-2H-pyran-2-yl)-7-quinolinecarboxamide;

(I) N-(1-Azabicyclo[2.2.2]oct-3-yl)-2-phenyl-6-quinolinecarboxamide;

55 N-(1-Azabicyclo[2.2.2]oct-3-yl)-2-phenyl-7-quinolinecarboxamide;

or a salt thereof.

60

* * * * *