

US008144868B2

(12) **United States Patent**
Hauge et al.

(10) **Patent No.:** **US 8,144,868 B2**
(45) **Date of Patent:** **Mar. 27, 2012**

(54) **ENCRYPTION/DECRYPTION OF PROGRAM DATA BUT NOT PSI DATA**

(75) Inventors: **Raymond C. Hauge**, Fox River Grove, IL (US); **Richard Lewis**, Buffalo Grove, IL (US); **Rudolf Turner**, Hawthorn Woods, IL (US)

(73) Assignee: **Zenith Electronics LLC**, Lincolnshire, IL (US)

(*) Notice: Subject to any disclaimer, the term of this patent is extended or adjusted under 35 U.S.C. 154(b) by 1537 days.

4,874,025 A	10/1989	Cleveland	
4,974,651 A	12/1990	Carmon et al.	
5,029,207 A	7/1991	Gammie	
5,193,598 A	3/1993	Estrem	
5,253,294 A	10/1993	Maurer	
5,320,150 A	6/1994	Everts et al.	
5,420,866 A	5/1995	Wasilewski	
5,421,231 A	6/1995	Break et al.	
5,526,856 A	6/1996	Pedri	
5,592,981 A	1/1997	Derecktor	
RE35,627 E	10/1997	Estrem	
5,774,549 A	6/1998	Nielsen	
5,822,430 A	10/1998	Doud	
5,836,365 A	11/1998	Derecktor	
5,841,873 A *	11/1998	Lockhart et al.	713/181
5,844,478 A *	12/1998	Blatter et al.	348/474

(Continued)

(21) Appl. No.: **11/342,479**

(22) Filed: **Jan. 30, 2006**

(65) **Prior Publication Data**

US 2007/0189529 A1 Aug. 16, 2007

Related U.S. Application Data

(63) Continuation-in-part of application No. 11/137,272, filed on May 25, 2005.

(51) **Int. Cl.**
H04N 7/167 (2011.01)

(52) **U.S. Cl.** **380/200; 380/201; 380/277; 380/278; 380/284; 380/45; 713/171; 705/50; 705/55**

(58) **Field of Classification Search** **705/50; 380/200, 201, 277-286; 713/171**
See application file for complete search history.

(56) **References Cited**

U.S. PATENT DOCUMENTS

1,864,840 A	6/1932	Lehner
4,691,610 A	9/1987	Gilbert
4,860,807 A	8/1989	Vacchiano

FOREIGN PATENT DOCUMENTS

EP 0 706 118 A1 4/1996

(Continued)

OTHER PUBLICATIONS

Qiao et al., "Comparison of MPEG Encryption Algorithms" Computers and Graphics, vol. 22, No. 4, pp. 437-448, 1998.

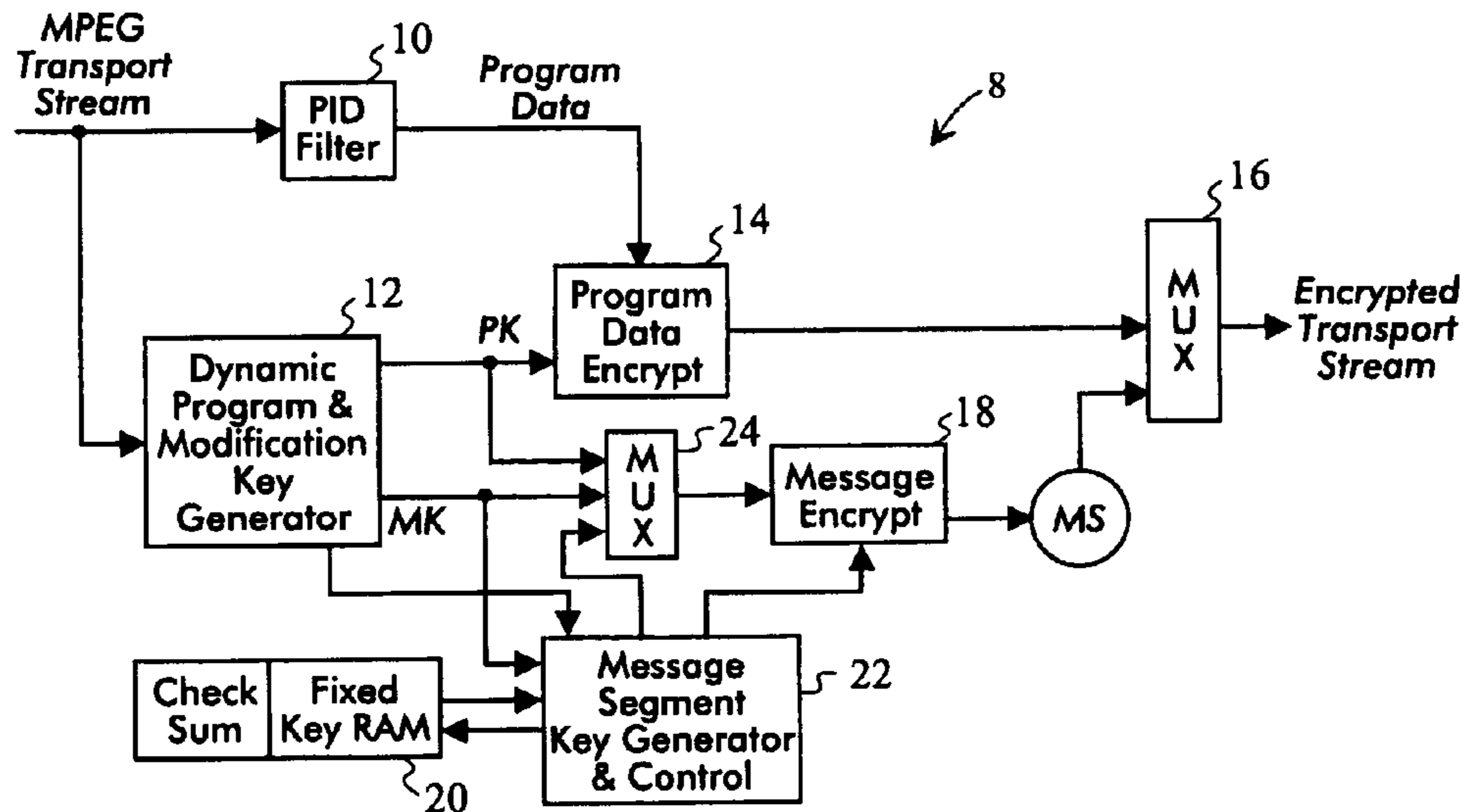
Primary Examiner — Nathan Flynn

Assistant Examiner — Viral Lakhia

(57) **ABSTRACT**

At a transmitter, a program is encrypting according to a one program key, the program key is encrypted, and the encrypted program, the encrypted program key, and non-encrypted PSI data to a receiver are transmitted. At a receiver, the encrypted program, the encrypted program key, and the non-encrypted PSI data are received, the encrypted program key is decrypted, the encrypted program is located according to the non-encrypted PSI data, and the located encrypted program is decrypted according to decrypted program key.

35 Claims, 11 Drawing Sheets



US 8,144,868 B2

U.S. PATENT DOCUMENTS

5,988,243	A	11/1999	Ayala et al.	
6,016,348	A *	1/2000	Blatter et al.	380/228
6,123,173	A	9/2000	Patros	
6,179,024	B1	1/2001	Yang	
6,199,608	B1	3/2001	Ayala et al.	
6,215,876	B1	4/2001	Gilley	
6,477,252	B1 *	11/2002	Faber et al.	380/200
6,575,213	B1	6/2003	Houk	
6,650,869	B2 *	11/2003	Kelly et al.	455/13.2
6,745,804	B2	6/2004	Welsh et al.	
6,771,657	B1	8/2004	Elstermann	
6,819,224	B2	11/2004	Brierley	
6,834,110	B1 *	12/2004	Marconcini et al.	380/239
7,036,540	B2	5/2006	Welsh	
7,065,213	B2 *	6/2006	Pinder	380/240
7,092,524	B1	8/2006	Timmel	
7,124,303	B2 *	10/2006	Candelore et al.	713/193
7,137,025	B2 *	11/2006	Ito et al.	713/600
7,151,832	B1	12/2006	Fetkovich	
7,203,311	B1 *	4/2007	Kahn et al.	380/201
7,221,758	B2 *	5/2007	Cramer et al.	380/44
7,242,772	B1	7/2007	Tehranchi	
7,254,232	B2	8/2007	DiSanto et al.	
7,336,787	B2 *	2/2008	Unger et al.	380/217
7,356,147	B2	4/2008	Foster et al.	
7,366,302	B2	4/2008	Candelore	
7,401,232	B2	7/2008	Ono et al.	
7,406,703	B2	7/2008	Lee et al.	
7,463,582	B2 *	12/2008	Kelly et al.	370/229
7,481,254	B2	1/2009	Welsh	
7,555,123	B2 *	6/2009	Pinder et al.	380/202
7,747,853	B2 *	6/2010	Candelore	713/160
2002/0064177	A1	5/2002	Bertram et al.	
2002/0131595	A1	9/2002	Ueda et al.	
2003/0024604	A1	2/2003	Derektor	

2003/0035543	A1 *	2/2003	Gillon et al.	380/270
2003/0058810	A1 *	3/2003	Petronic	370/316
2003/0059047	A1 *	3/2003	Iwamura	380/201
2003/0110382	A1	6/2003	Leporini et al.	
2003/0135464	A1 *	7/2003	Mourad et al.	705/50
2003/0159140	A1 *	8/2003	Candelore	725/31
2003/0167397	A1	9/2003	Mangold et al.	
2003/0169883	A1 *	9/2003	Leroux et al.	380/277
2004/0052379	A1	3/2004	Nishimoto et al.	
2004/0124036	A1	7/2004	Ulshafter	
2004/0136532	A1 *	7/2004	Pinder et al.	380/239
2004/0141614	A1	7/2004	Choi	
2004/0148501	A1	7/2004	Livaditis et al.	
2004/0181800	A1 *	9/2004	Rakib et al.	725/25
2004/0240668	A1 *	12/2004	Bonan et al.	380/200
2004/0268117	A1 *	12/2004	Olivier et al.	713/150
2005/0006002	A1	1/2005	Barclay de Tolly	
2005/0097597	A1 *	5/2005	Pedlow et al.	725/31
2005/0102498	A1 *	5/2005	Bojinov et al.	713/151
2005/0194215	A1	9/2005	Radermacher	
2005/0259813	A1 *	11/2005	Wasilewski et al.	380/28
2005/0259821	A1 *	11/2005	Kubota et al.	380/228
2006/0002561	A1	1/2006	Choi et al.	
2006/0031873	A1	2/2006	Fahrny et al.	
2006/0047953	A1 *	3/2006	Beukema et al.	713/160
2006/0047975	A1 *	3/2006	Beukema et al.	713/193
2007/0258586	A1 *	11/2007	Huang et al.	380/201
2008/0198876	A1	8/2008	Stranger et al.	
2008/0256641	A1 *	10/2008	Lo	726/26

FOREIGN PATENT DOCUMENTS

EP	0786881	A2	12/1996
EP	1 187 483	A2	3/2002
WO	92/17959	A1	10/1992

* cited by examiner

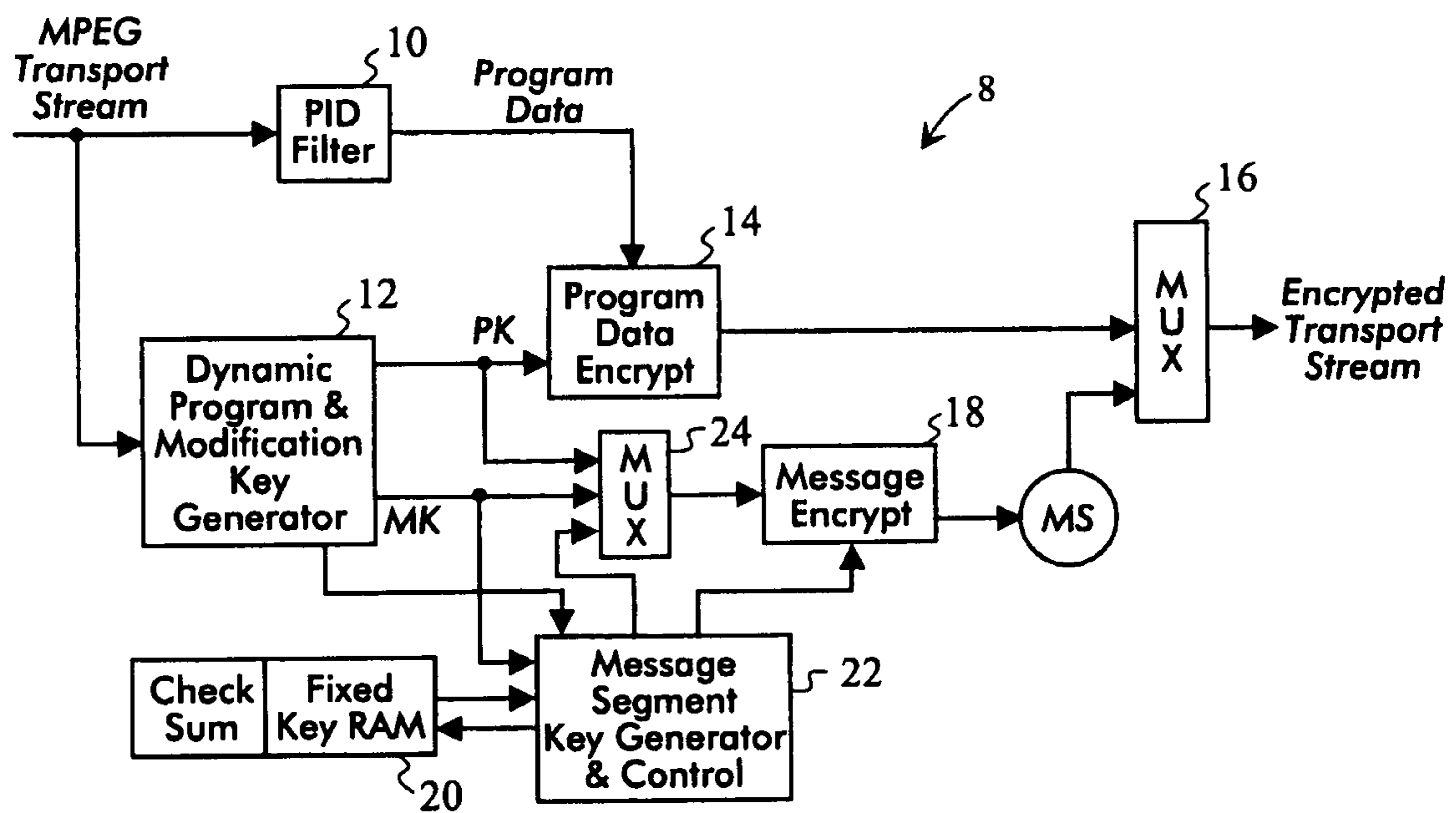


Figure 1

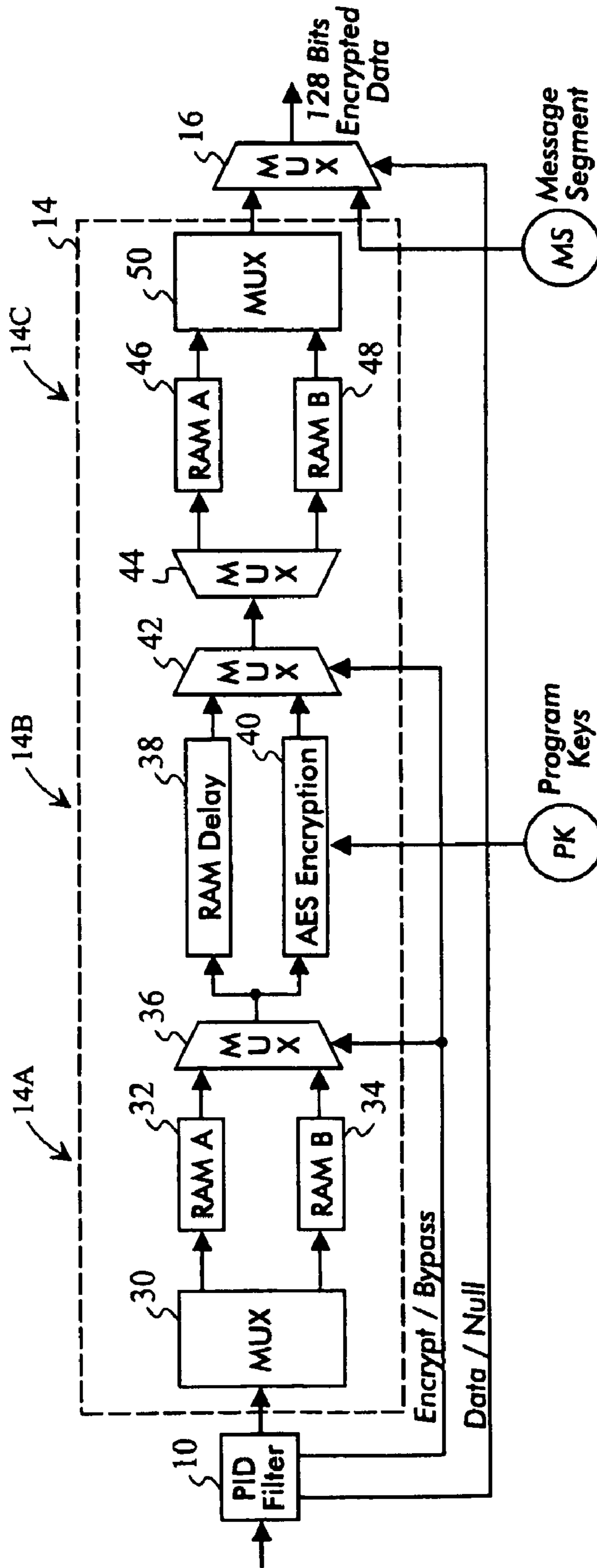


Figure 2

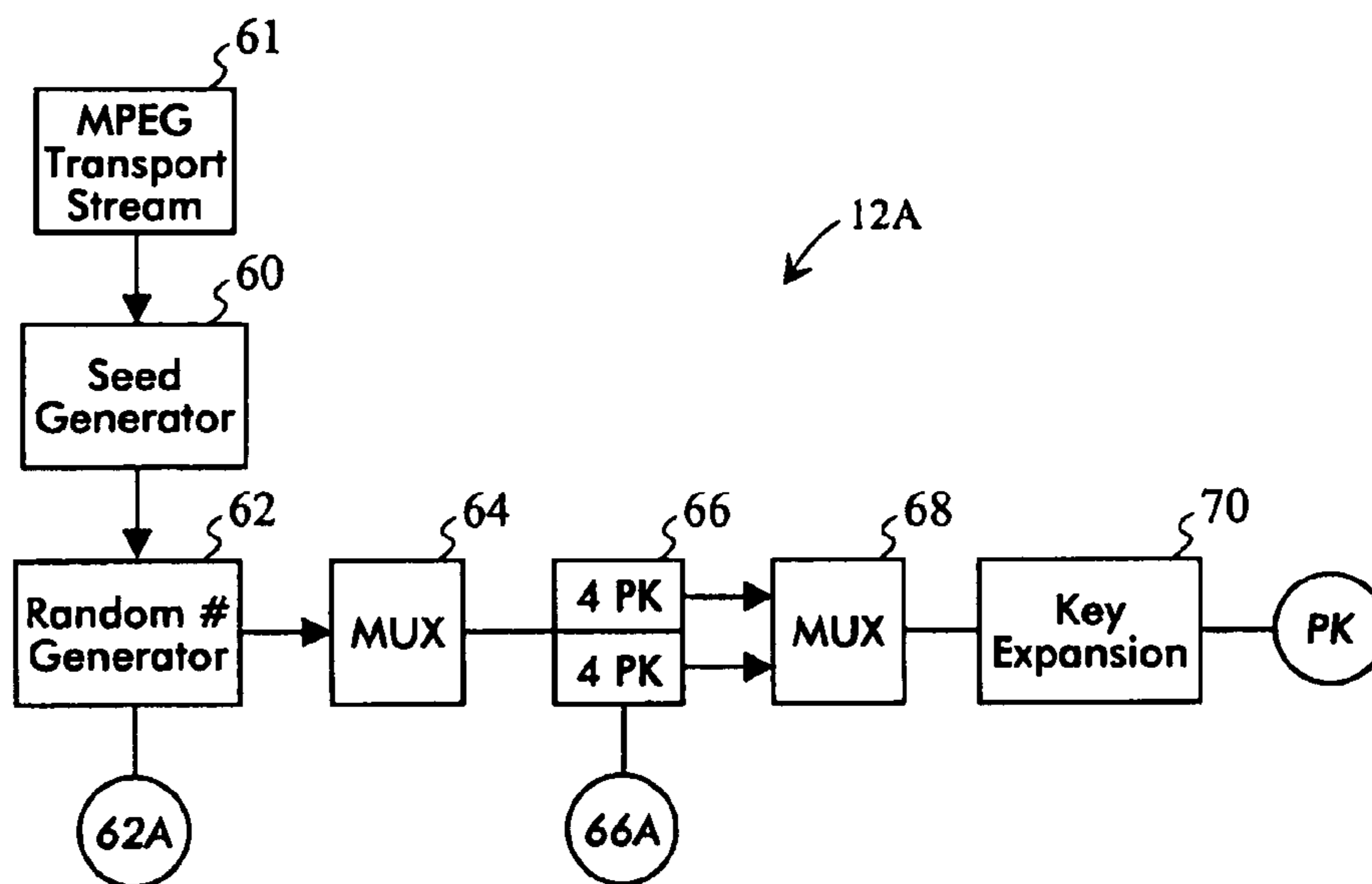


Figure 3

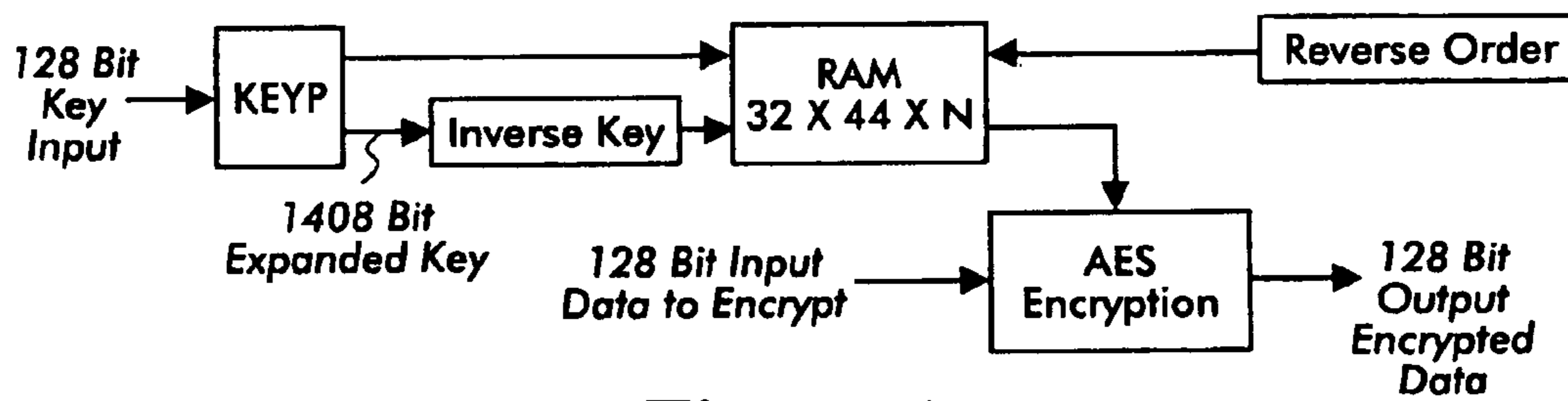


Figure 4

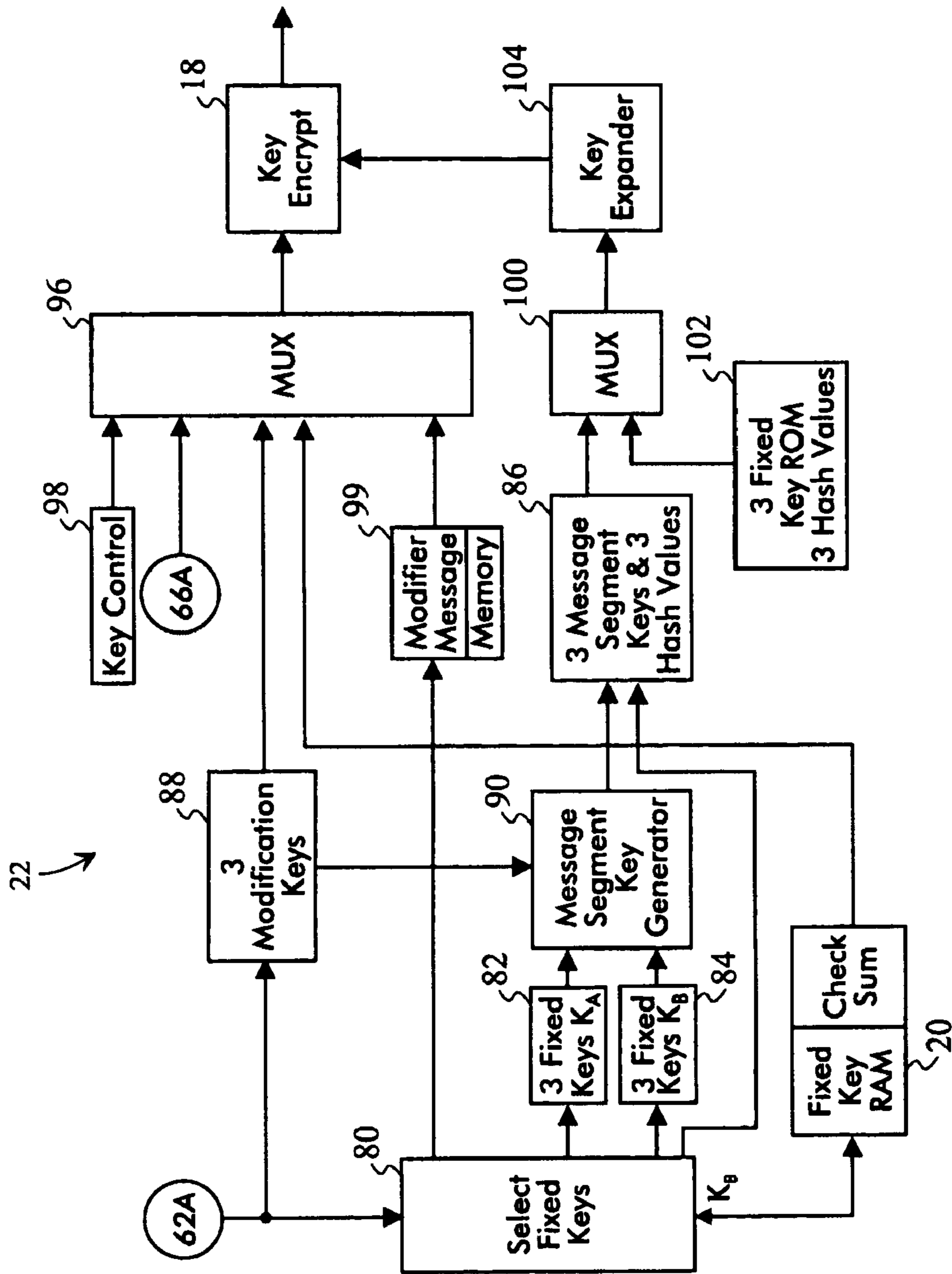


Figure 5

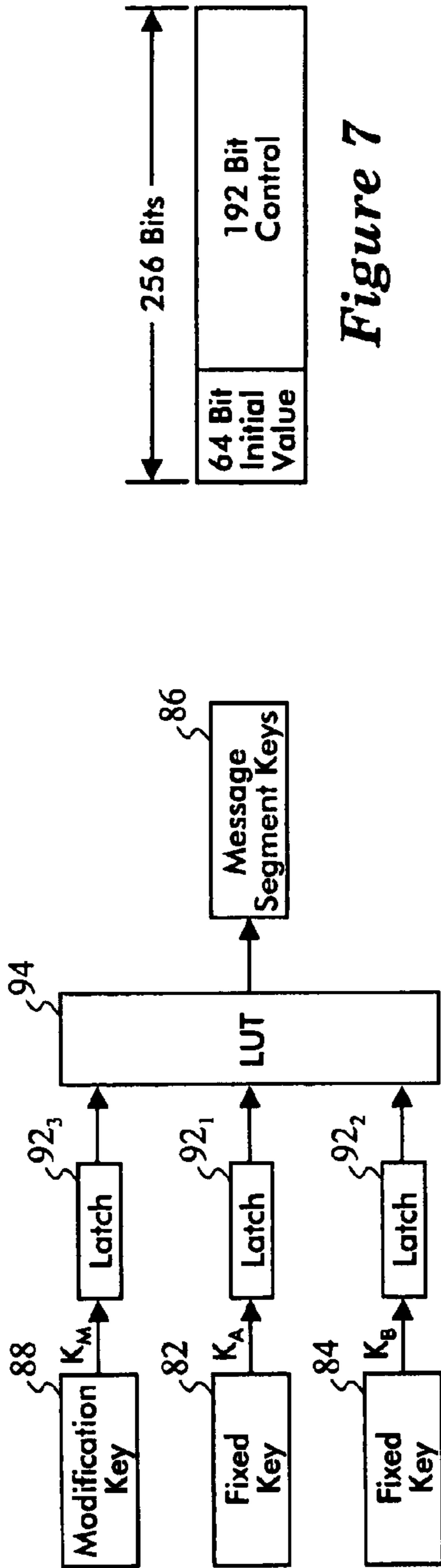


Figure 7

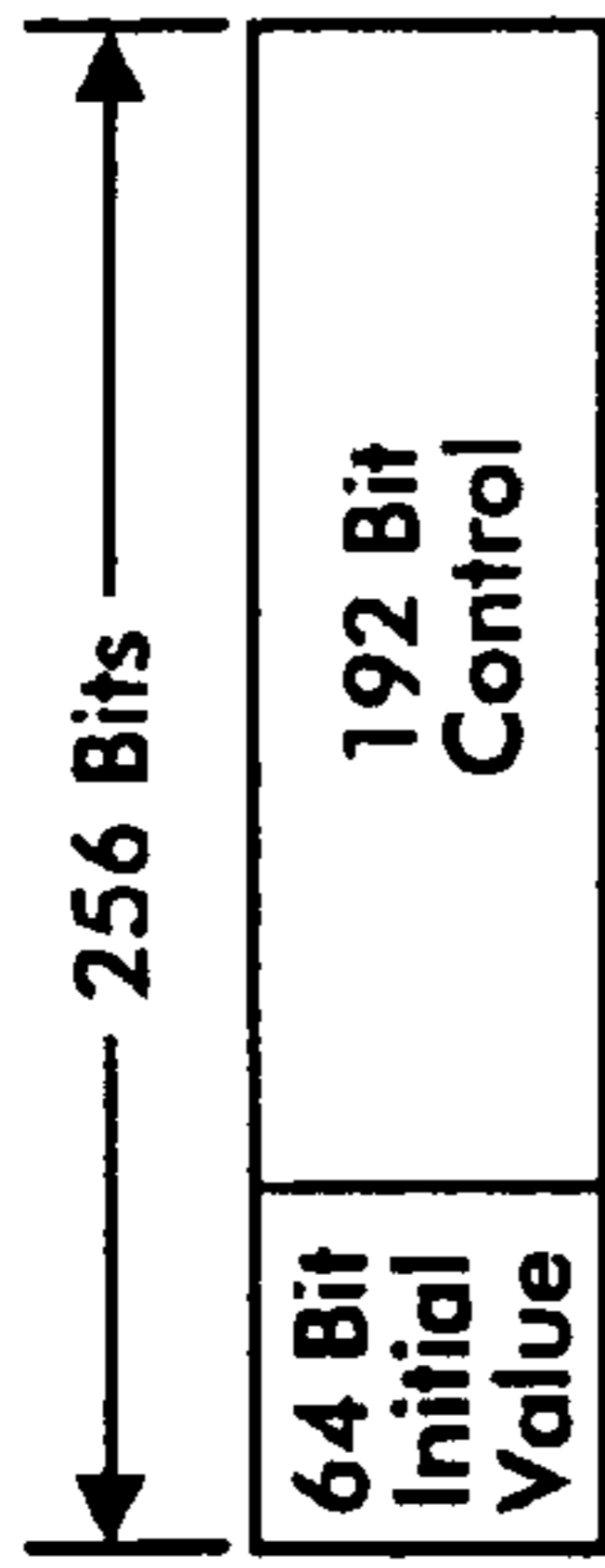


Table 0				Table 1				Table 2				Table 3			
K _M	K _A	K _B	K ₀	K _M	K _A	K _B	K ₁	K _M	K _A	K _B	K ₂	K _M	K _A	K _B	K ₃
0	0	0	0	0	0	0	0	0	0	0	0	0	0	0	0
0	0	1	0	0	0	1	1	0	0	1	1	0	0	1	0
0	1	0	1	0	1	0	1	0	1	0	1	0	1	0	1
0	1	1	1	0	1	1	0	0	1	1	0	0	1	1	1
1	0	0	0	1	0	0	1	1	0	0	1	1	0	0	0
1	0	1	1	1	0	1	0	1	0	1	1	1	0	1	0
1	1	0	1	1	1	0	0	1	1	0	0	1	1	0	1
1	1	1	0	1	1	1	1	1	1	1	0	1	1	1	1

Figure 6

Byte #	Function	Description
0-3	System Control	Control
4-12	Fixed Keys & Hash Values	Address Pointers
13-23	TBD	

Figure 8

Byte #0-3

Bits		Action	Function
0,1	XX	None	Copy Control
	XX	No more copies	
	XX	Copy once	
	XX	Display only	
2-7	XXXXXX	Reserved	
8-11	XXXX	Table #	Designate Table
12-15	XXXX	Control	Key Rotation
16-31	X—X	CRC	

Figure 9



Encrypted

Figure 10

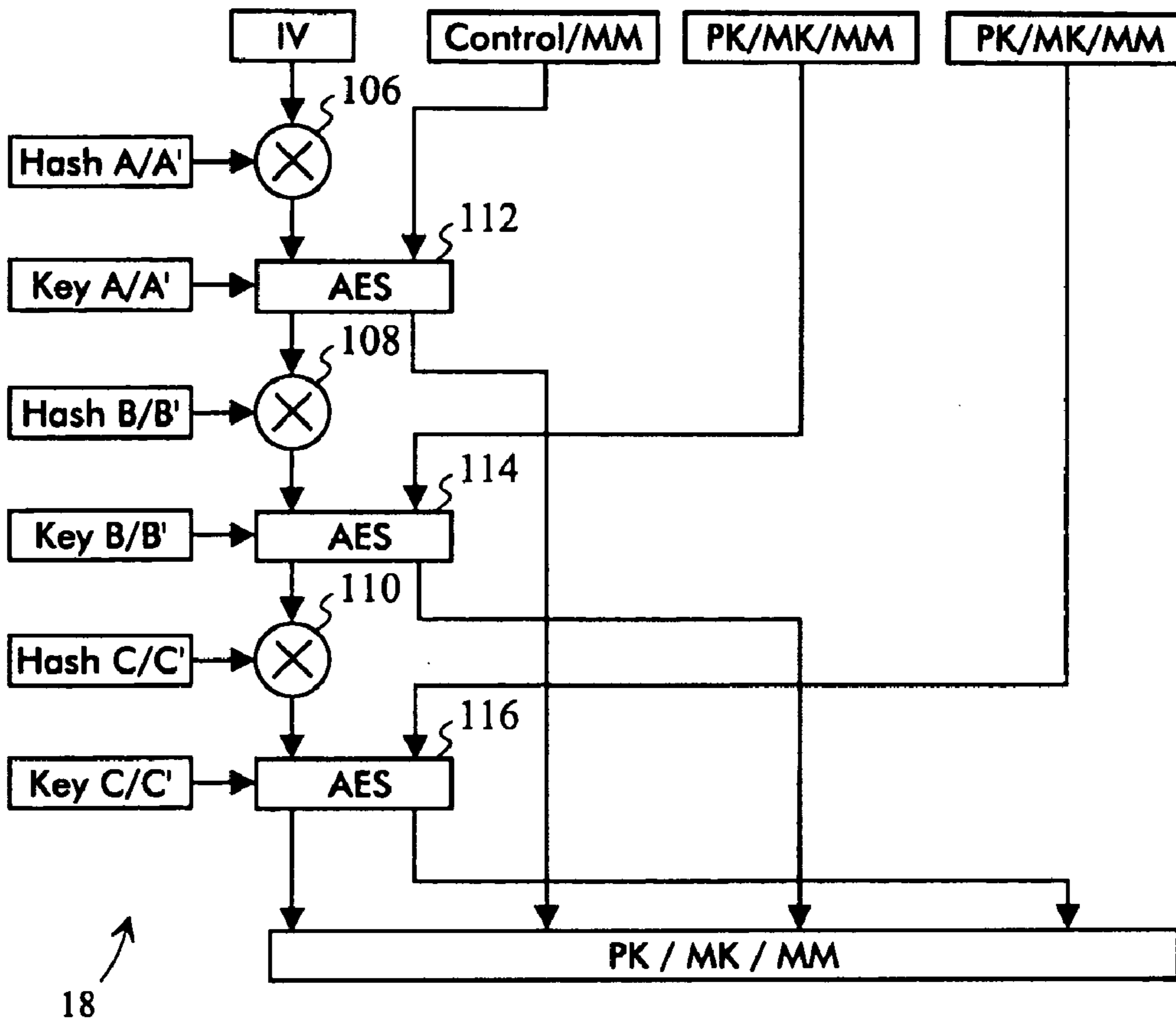


Figure 11



Figure 12

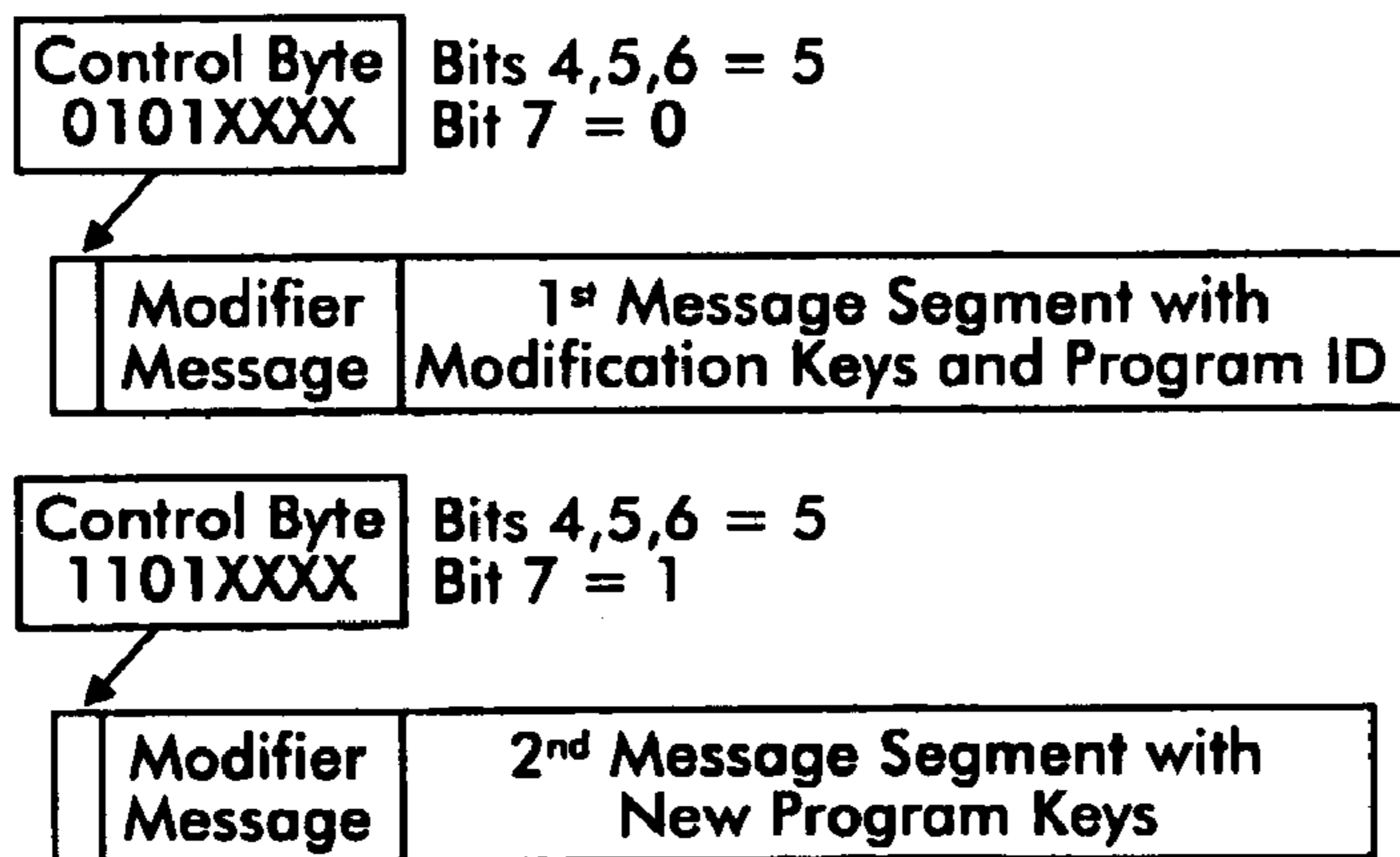


Figure 13

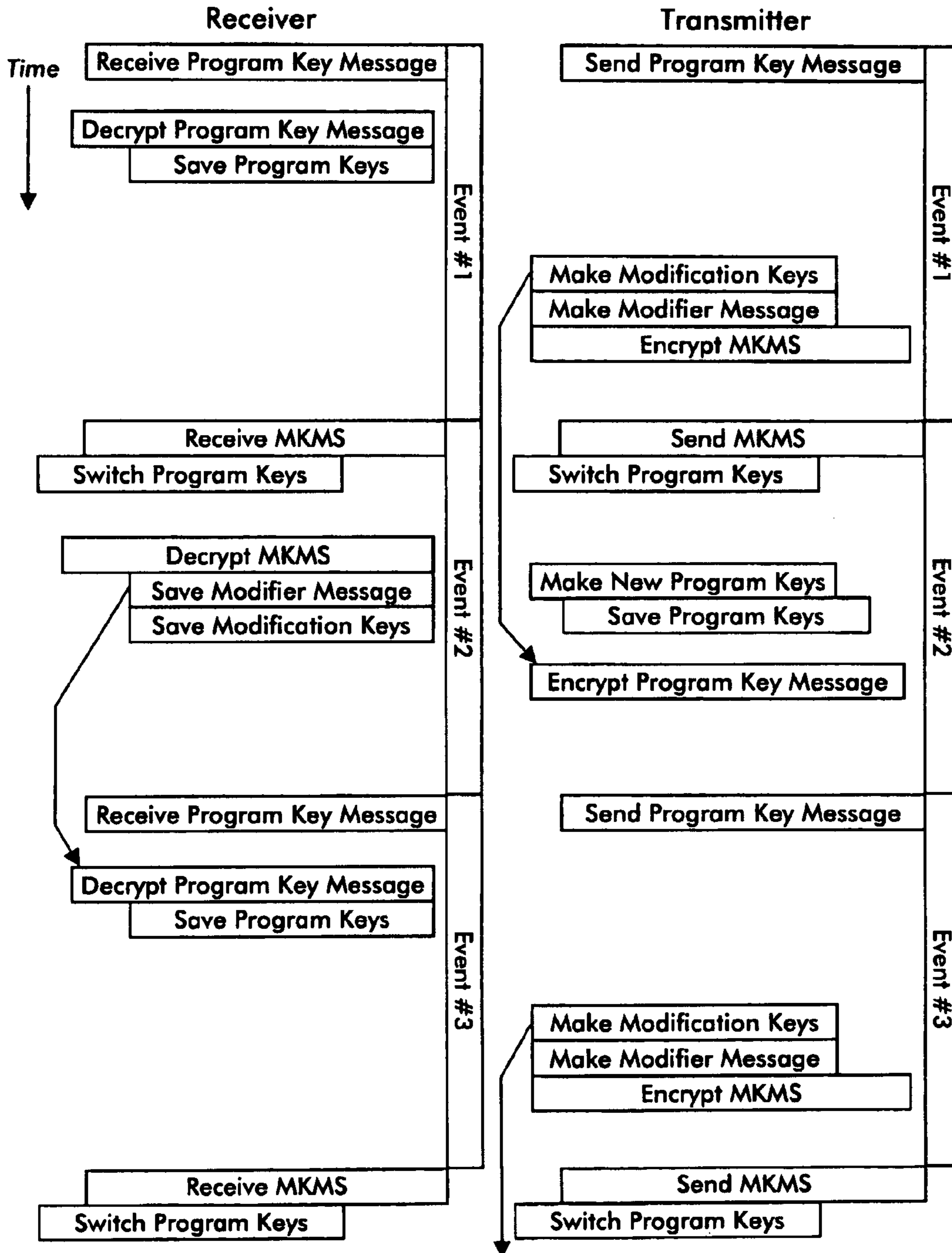


Figure 14

	1	2	3	4	5	6	7	8	9	10	11
1	A	B	C	D	A	B	C	D	A	B	C
2	D	A	B	C	D	A	B	C	D	A	B
3	C	D	A	B	C	D	A	B	C	D	A
4	B	C	D	A	B	C	D	A	B	C	D
5	A	B	C	D	A	B	C	D	A	B	C
⋮	⋮										

Figure 15

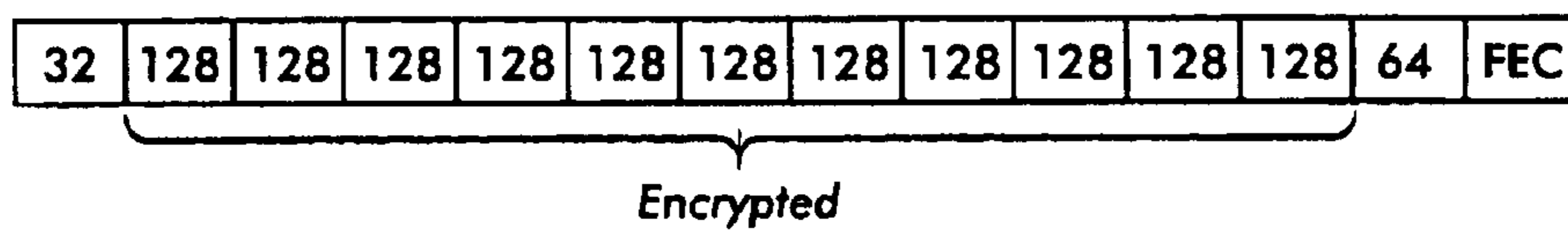


Figure 16

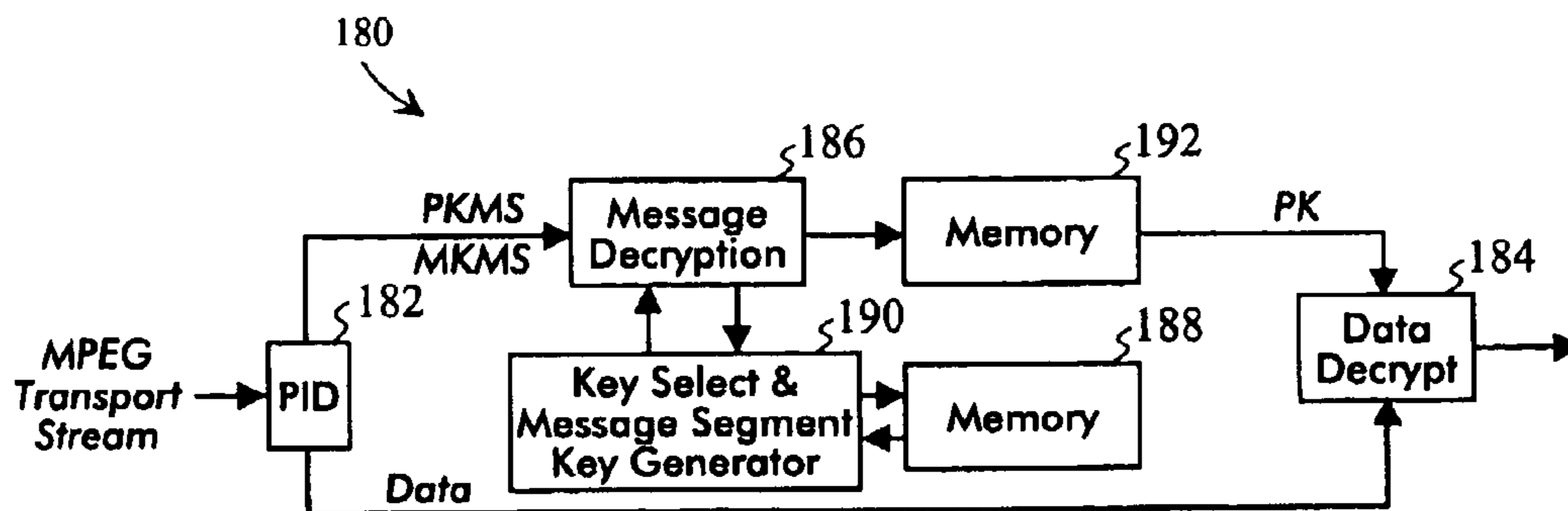


Figure 17

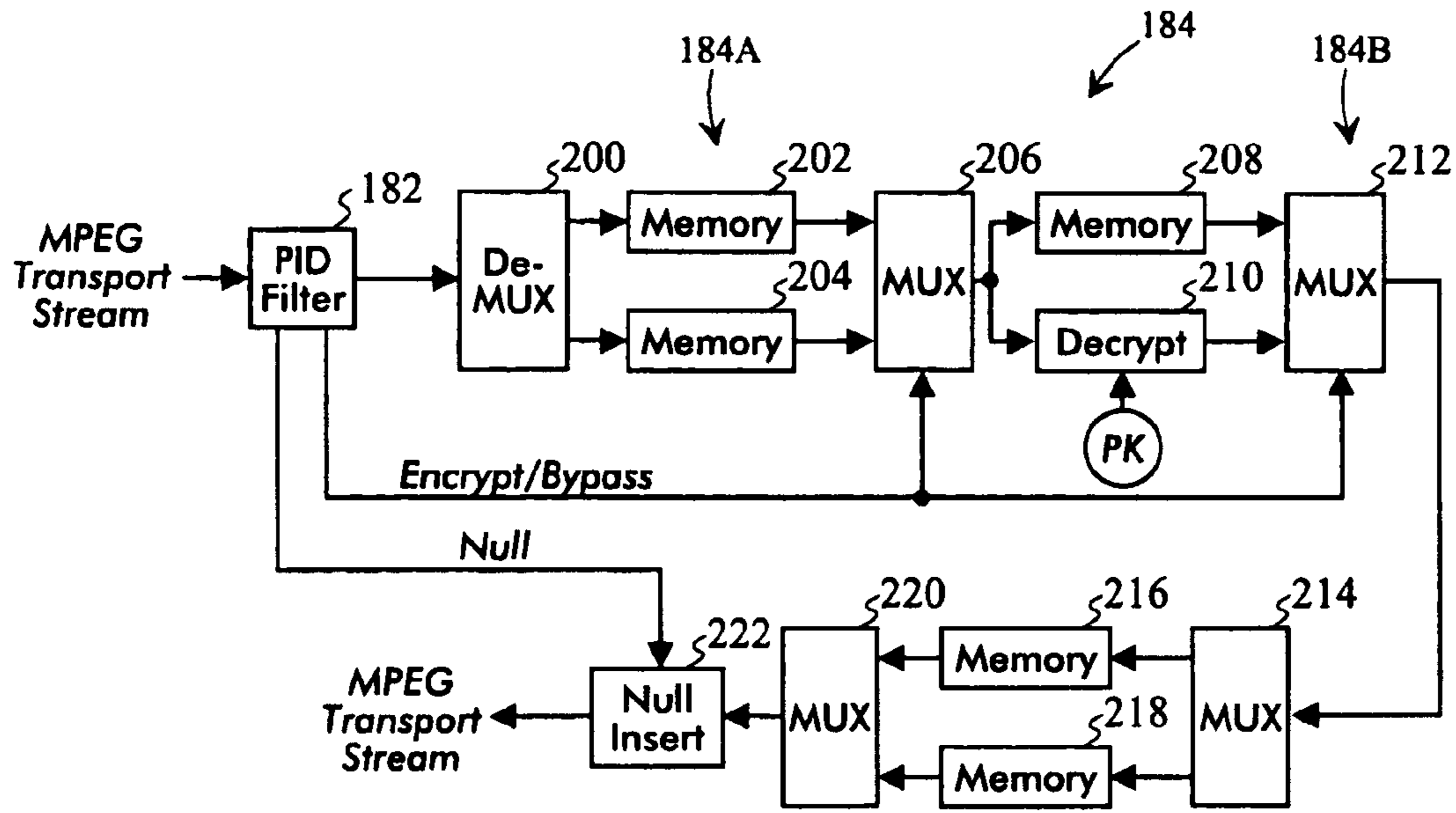


Figure 18

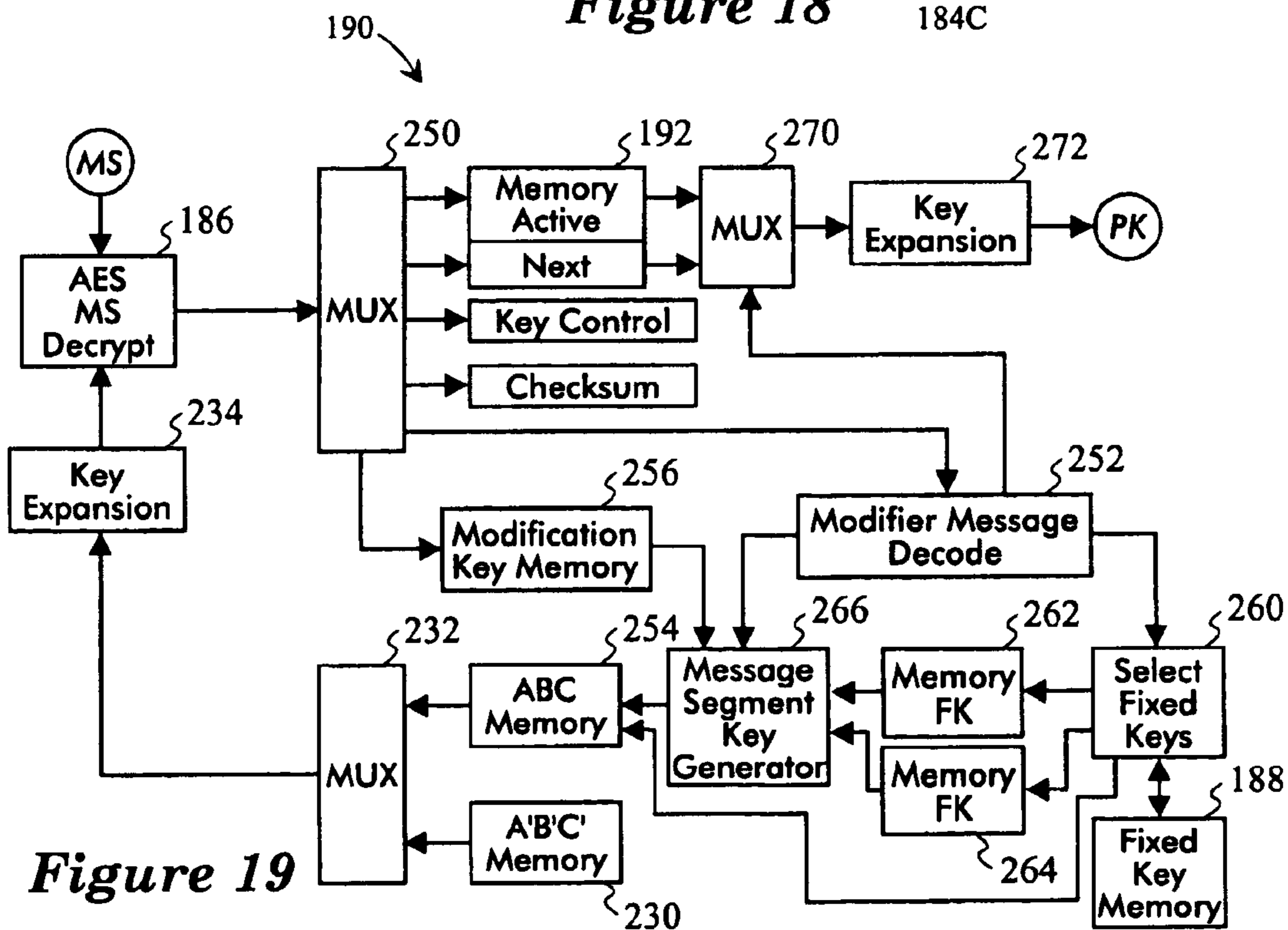


Figure 19

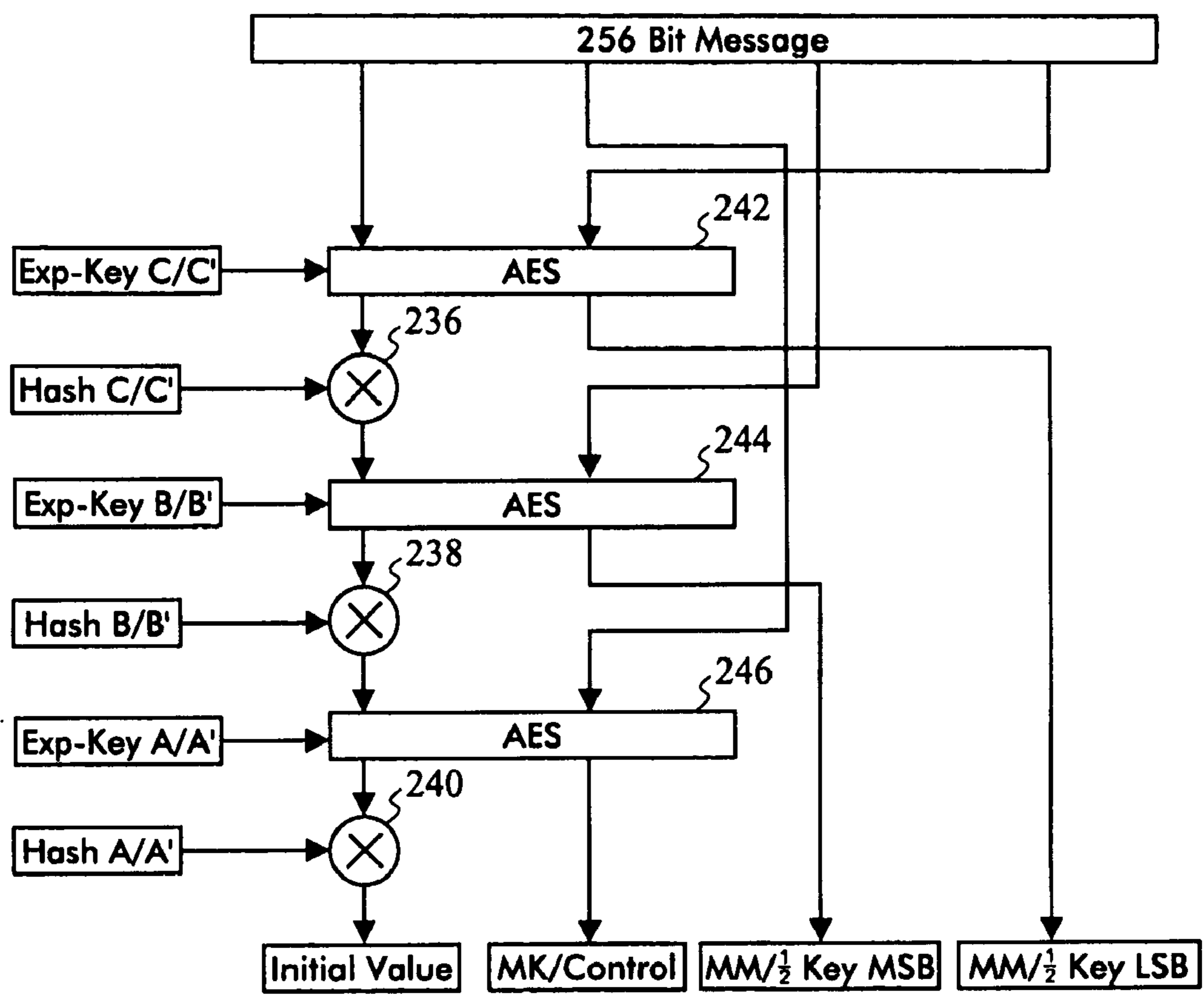


Figure 20

1

ENCRYPTION/DECRYPTION OF PROGRAM DATA BUT NOT PSI DATA

RELATED APPLICATIONS

This application is a continuation-in-part of U.S. patent application Ser. No. 11/137,272, filed on May 25, 2005.

TECHNICAL FIELD OF THE INVENTION

The present invention relates to the encryption and decryption of data transmitted between a transmitter and a receiver and, more particularly, to the encryption and decryption of both data and the encryption keys used to encrypt the data.

BACKGROUND OF THE INVENTION

There are many systems in which the unauthorized copying of data has undesired consequences. For example, in pay-per-view systems such as those offered by hotels, motels, and cable systems, the suppliers offering pay-per-view programming lose substantial revenues if their programs are pirated.

Many tools are commonly available at hardware stores, hobby shops, university laboratories, and are provided by hackers and experts to enable the reverse-engineering of all aspects of data transmission systems, including pay-per-view systems. Accordingly, pay-per-view suppliers and others interested in copy protection implement various copy protection systems in order to prevent unauthorized copying.

Copy protection systems have a number of security goals. For example, copy protection systems are intended to prevent the theft of high quality compressed digital content, to prevent theft of high quality uncompressed digital content, and to limit losses caused by break-ins.

The copy protection system of the present invention is intended to thwart unauthorized copying of content.

SUMMARY OF THE INVENTION

According to one aspect of the present invention, a method of encrypting data comprises the following: encrypting at least one program according to at least one program key; encrypting the program key; and, transmitting the encrypted program, the encrypted program key, and non-encrypted PSI data to a receiver, wherein the non-encrypted PSI data relates to the encrypted program.

According to another aspect of the present invention, a method of decrypting data comprises the following: receiving at least one encrypted program, at least one encrypted program key, and non-encrypted PSI data, wherein the non-encrypted PSI data relates to the encrypted program; decrypting the encrypted program key; locating the encrypted program according to the non-encrypted PSI data; and, decrypting the located encrypted program according to decrypted program key.

BRIEF DESCRIPTION OF THE DRAWINGS

These and other features and advantages will become more apparent from a detailed consideration of the invention when taken in conjunction with the drawings in which:

FIG. 1 illustrates an encryption encoder of a copy protection transmitter according to one embodiment of the present invention;

FIG. 2 illustrates the data encryption block of FIG. 1 in greater detail;

2

FIG. 3 illustrates the dynamic keys block of FIG. 1 in greater detail;

FIG. 4 illustrates the key expansion block of FIG. 3 in greater detail;

5 FIG. 5 illustrates portions of FIG. 1 in greater detail;

FIG. 6 illustrates the key modifier of FIG. 5 in greater detail;

FIG. 7 illustrates an example modifier message MM used in the copy protection system of FIG. 1;

10 FIG. 8 illustrates a control portion of the modifier message MM illustrated in FIG. 7;

FIG. 9 illustrates an example definition of the system control bytes of the modifier message MM illustrated in FIG. 8;

15 FIG. 10 illustrates an example message segment MS used in the copy protection system of FIG. 1;

FIG. 11 illustrates the program key, modification key, and modifier message MM encryption block of FIG. 1 in greater detail;

20 FIG. 12 illustrates an example key message that is part of the message segment MS illustrated in FIG. 10;

FIG. 13 illustrates an example pair of message segments MS used to transmit program keys and modification keys;

25 FIG. 14 illustrates the timing of the transmitter and receiver with respect to message generation and use;

FIG. 15 illustrates an example rotation for applying the program keys PK during encryption of program data;

FIG. 16 illustrates an example of the portions of a program data segment of a field to which the rotation is applied;

30 FIG. 17 illustrates a decryption decoder of a copy protection receiver according to one embodiment of the present invention;

FIG. 18 illustrates the data decryption block of FIG. 17 in greater detail;

35 FIG. 19 illustrates portions of the decryption decoder of FIG. 17 in greater detail; and,

FIG. 20 illustrates the key and modifier message decryption block of FIG. 17 in greater detail.

DETAILED DESCRIPTION

In FIG. 1, an example encryption encoder 8 of a copy protection transmitter includes a PID filter 10 that receives an MPEG transport stream and that determines which packets in the MPEG transport stream contain data to be encrypted. As discussed below, the PID filter 10 also identifies null packets that are to be replaced with message segments MS that give the receiver sufficient information for decrypting the encrypted program data in the received signal, and the PID filter 10 further identifies packets containing information that is not to be encrypted.

A dynamic program key and modification key generator 12 dynamically generates program keys PK that are applied by a first encryption engine 14 in order to encrypt the program data in the MPEG transport stream that has been selected for encryption. The first encryption engine 14, for example, may be a single wrap encryption engine, and may be arranged to apply the single wrap encryption process specified in the Advanced Encryption Standard (AES). The encrypted program data packets are supplied to one input of an output multiplexer 16.

The dynamically generated program keys PK are applied through a multiplexer 24 whereupon they are themselves encrypted by a second encryption engine 18. The second encryption engine 18 may be a triple wrap encryption engine, and may be arranged to apply the triple wrap encryption process specified in the Advanced Encryption Standard.

Unlike the dynamically generated program keys PK that are used by the first encryption engine 14 to encrypt the program data, the keys used by the second encryption engine 18 to encrypt the dynamically generated program keys PK are message segment keys. Fixed keys are stored in a memory 20, these fixed keys are used by a message segment key generator and control 22 to generate message segment keys, and the message segment keys are supplied to the second encryption engine 18.

The fixed keys stored in the memory 20 are, for example, 128 bits long, and there are, for example, sixty-four fixed keys stored in the memory 20. The hash values discussed herein are, for example, sixty-four bits each and are derived as selected portions of the fixed keys. Alternatively, hash values may be separately stored in the memory 20, and the fixed keys and hash values may be of any desired length and number.

Thus, the message segment key generator and control 22 selects the fixed keys to be used by the second encryption engine 18 from the memory 20, uses them to generate message segment keys, and supplies the message segment keys to the second encryption engine 18. The second encryption engine 18 encrypts the dynamically generated program keys PK based on the message segment keys from the message segment key generator and control 22.

As discussed below, a modifier message MM and modification keys MK are also applied through the multiplexer 24 and are encrypted by the second encryption engine 18. The encrypted dynamically generated program keys PK and the encrypted modifier message MM are assembled into program key message segments PKMS that are forwarded to the receiver. As further discussed below, the encrypted modification keys MK, an encrypted checksum, and the encrypted modifier message MM are similarly assembled into modification key message segments MKMS that are also forwarded to the receiver.

The modification keys, which are dynamically generated by the program and modification key generator 12, are used with the fixed keys to generate the message segment keys that are used to encrypt the program keys, and the checksum is based on the fixed keys stored in the memory 20. The checksum, for example, may comprise 128 bits, and may be generated from all of the fixed keys stored in the memory 20. Accordingly, the receiver can compare the checksum from the transmitter with a checksum generated from its own fixed keys to check that its fixed keys match the fixed keys of the transmitter. The checksum could also be used to determine errors in transmission.

As indicated above, the program key message segment PKMS and the modification key message segment MKMS give the receiver the information it requires to decrypt the encrypted program data in the received signal.

FIG. 2 shows the first encryption engine 14 in additional detail. As shown in FIGS. 1 and 2, the first encryption engine 14 is coupled between the PID filter 10 and the output multiplexer 16.

The first encryption engine 14 has three sections 14A, 14B, and 14C. The section 14A includes a de-multiplexer 30, memories 32 and 34, and a multiplexer 36. The section 14B includes a RAM delay 38, an encryption block 40, and a multiplexer 42. The section 14C includes a de-multiplexer 44, memories 46 and 48, and a multiplexer 50.

The PID filter 10 passes transport packets in the MPEG transport stream to the de-multiplexer 30. The transport packets are de-multiplexed and are stored in the memories 32 and 34 that operate in a ping-pong fashion. The transport packets in the memories 32 and 34 are supplied to the multiplexer 36.

The multiplexer 36 passes all packets from the memories 32 and 34 to both the RAM delay 38 and the encryption block 40. These packets include program packets, null packets, and such non-program packets as PIDs, PSIPs, PMTs, and PATs. The encryption block 40 uses the dynamically generated program keys PK to encrypt all packets that it receives and supplies the encrypted packets to the multiplexer 42. In response to an encrypt flag from the PID filter 10, the multiplexer 42 selects only the encrypted packets from the encryption block 40 which correspond to the selected program or programs that are to be encrypted. It will be understood that the MPEG transport stream may contain one or more programs and that any one or more of these programs may be flagged for encryption. All other packets (those that do not correspond to the program to be encrypted) are selected by the multiplexer 42 from the RAM delay 38. Thus, the output of the multiplexer 42 is the input MPEG transport stream except that the packets corresponding to the selected program are encrypted. The multiplexer 42 passes the encrypted and non-encrypted packets to the de-multiplexer 44.

Among the packets that the multiplexer 42 selects from the RAM delay 38 are the PSI (Program Specific Information) packets such as PSIP (Program and System Information Protocol) packets, PAT (Program Association Table) packets, PMT (Program Map Table) packets, and/or packets containing adaptation fields. Accordingly, the non-encrypted packets that are output by the multiplexer 42 include PSI packets. The PSI packets contain information that assists the receiver in determining which channel and which portions of the transport stream contain the program selected by the user. If the PSI packets were encrypted, the receiver might not be able to locate the user selected programs for decryption.

The encrypted and non-encrypted packets from the de-multiplexer 44 are stored in the memories 46 and 48 that operate in a ping-pong fashion. The encrypted and non-encrypted packets in the memories 46 and 48 are supplied through the multiplexer 50 to the output multiplexer 16.

The sections 14A and 14C of the first encryption engine 14 are controlled so as to maintain proper timing, data flow rates, and synchronization.

FIG. 3 shows a dynamic program key generator portion 12A of the dynamic program key and modification key generator 12 in more detail. The dynamic program key generator portion 12A includes a seed generator 60 that supplies a seed to a random number generator 62. For example, the seed generator 60 can select, on any desired basis, the seed from any portion of the MPEG transport stream 61, such as video and/or audio, in one or more program data packets.

A de-multiplexer 64 selects four 128 bit random numbers from the random number generator 62 and stores these four 128 bit random numbers as four dynamically generated program keys in a next portion of a memory 66 while the encryption block 40 uses the four dynamically generated program keys previously stored in an active portion of the memory 66 to encrypt program data. Thus, while the four dynamically generated program keys PK stored in the active portion of the memory 66 are currently being used to encrypt program data, the de-multiplexer 64 selects another four 128 bit random numbers from the random number generator 62 and stores these additional four 128 bit random numbers as four dynamically generated program keys PK in the next portion of the memory 66.

As explained below in connection with FIG. 14, at the time that a modification key message segment MKMS is transmitted, use of the four dynamically generated program keys PK stored in the active portion of the memory 66 is discontinued, and use of the four new dynamically generated program keys

5

PK stored in the next portion of the memory 66 begins. At this transition point, the old next portion of the memory 66 becomes the new active portion of the memory 66, and the old active portion of the memory 66 becomes the new next portion of the memory 66. Also, while these four new dynamically generated program keys PK are being used to encrypt program data, four more program keys PK are dynamically generated and stored in the new next portion of the memory 66.

A multiplexer 68 supplies the four dynamic program keys from the active portion of the memory 66 to a key expander 70 such as that shown in FIG. 4. As needed, the key expander 70 expands each of the dynamic program keys PK from 128 bit keys to, for example, 1408 bit expanded keys. The expanded dynamic program keys PK are supplied to the encryption block 40 of FIG. 2.

The key expander 70 as shown in FIG. 4 includes an inverse key block. This inverse key block is enabled during program encryption and is disabled during encryption of the program key message segment PKMS and the modification key message segment MKMS.

In this manner, four dynamically generated program keys PK are used to encrypt program data while the next four program keys PK are being dynamically generated. The four dynamically generated program keys PK being used from the active portion of the memory 66 continue to be used until the modification key message segment MKMS is generated.

The time between message segments, for example, can be made dependent upon the availability of null packets in the incoming MPEG transport stream because message segments are transmitted in place of selected null packets. The PID filter 10 detects the null packet and signals output multiplexer 16 to pass a message segment instead of packets from the multiplexer 50.

As shown in FIG. 5, a fixed key selector 80 uses random numbers generated by the random number generator 62 in order to address the memory 20 so as to select fixed keys from the memory 20. For example, each fixed key stored in the memory 20 may be 128 bits, and four 32 bit address words may be used to read each fixed key from the memory 20. These fixed keys are used to encrypt the program keys and modification keys (described in more detail hereinafter) that are sent to the receiver and that are required by the receiver to decrypt the received encrypted program data.

More specifically, three fixed keys are selected from the memory 20 by the fixed key selector 80 and are stored as fixed keys K_A in a fixed key memory 82. Three more fixed keys are selected from the memory 20 by the fixed key selector 80 and are stored as fixed keys K_B in a fixed key memory 84. For example, each of these three fixed keys K_A and three fixed keys K_B may be 128 bits in length. The three fixed keys K_A stored in the fixed key memory 82 and the three fixed keys K_B stored in the fixed key memory 84 are selected on the basis of random addresses from the random number generator 62.

In addition, three Hash values A, B, and C are selected by the fixed key selector 80 and are stored in a message segment key and hash value memory 86. The three Hash values A, B, and C are also selected on the basis of random addresses from the random number generator 62. For example, each of the three Hash values A, B, and C may be 64 bits or $\frac{1}{2}$ of a fixed key. Moreover, three random numbers from the random number generator 62 are stored in a modification key memory 88 as modification keys K_M . Each of the modification keys, for example, may be 128 bits in length.

A message segment key generator 90, which is shown in more detail in FIG. 6, includes latches 92₁, 92₂, and 92₃ and a 96×32 look up table 94. The latch 92₁ latches the first 32 bits

6

of a first of the three fixed keys K_A stored in the fixed key memory 82, the latch 92₂ latches the first 32 bits of a first of the three fixed keys K_B stored in the fixed key memory 84, and the latch 92₃ latches the first 32 bits of a first of the three modification keys K_M stored in the modification key memory 88. These 96 latched bits form a 96 bit address that reads out the first 32 bits of a first message segment key for storage in the message segment key and hash value memory 86.

FIG. 6 also shows, in simplified form, four of the look up tables that are stored in the look up table 94. One of the tables is selected to provide the three message segment keys that are stored in the message segment key and hash value memory 86. The simplified form of table 0 in FIG. 6 shows the relationship between the address and the bits that are stored in table 0. Thus, if the first K_M bit of an address is 0 and the first K_A bit of an address is 0 and the first K_B bit of an address is 0, table 0 will read out a 0 bit for the first bit K_0 of a message segment key. However, if the first K_M bit of an address is 1 and the first K_A bit of an address is 1 and the first K_B bit of an address is 0, table 0 will instead read out a 1 bit for the first bit K_0 of a message segment key. If the next K_M bit of an address is 0 and the next K_A bit of an address is 0 and the next K_B bit of an address is 0, table 0 will read out a 0 bit for the next bit K_0 of the message segment key. However, if the next K_M bit of an address is 0 and the next K_A bit of an address is 1 and the next K_B bit of an address is 0, table 0 will instead read out a 1 bit for the next bit K_0 of a message segment key.

The bits that are stored in the tables may have any desired relationship to their addresses. The relationship may be a random, OR, XOR, AND, NAND, NOT, MUX, ones complement, twos complement, or gray scale relationship, and each table may bear a different relationship between the address and the stored bits.

After the first 32 bits of the first message segment key are read out of the look up table 94 and are stored in the message segment key and hash value memory 86, the latch 92₁ latches the second 32 bits of the first of the three fixed keys K_A stored in the fixed key memory 82, the latch 92₂ latches the second 32 bits of the first of the three fixed keys K_B stored in the fixed key memory 84, and the latch 92₃ latches the second 32 bits of the first of the three modification keys K_M stored in the modification key memory 88. These 96 latched bits form a second 96 bit address that reads out the second 32 bits of the first message segment key for storage in the message segment key and hash value memory 86.

The third and fourth 32 bits of the first of the three fixed keys K_A stored in the fixed key memory 82, of the first of the three fixed keys K_B stored in the fixed key memory 84, and of the first of the three modification keys K_M stored in the modification key memory 88 are used to read out the third and fourth 32 bits of the first message segment key from the look up table 94. These third and fourth 32 bits of the first message segment key are also stored in the message segment key and hash value memory 86 to form all 128 bits of the first message segment key. The second and third message segment keys are similarly read out of the look up table 94 and stored in the message segment key and hash value memory 86. These three message segment keys are used to encrypt the program keys. Three other message segment keys are used to encrypt a set of modification keys as explained in more detail below.

As shown in FIG. 5, a multiplexer 96 appropriately multiplexes the four next dynamically generated program keys PK from the memory 66, a key control 98, the modification keys from the modification key memory 88, the checksum from the memory 20, and a modifier message MM from a modifier message memory 99 to create the program key message seg-

ment PKMS and the modification key message segment MKMS that are discussed more fully below.

An example of the modifier message MM is shown in FIG. 7. As shown, the modifier message MM contains a 64-bit initial value and a 192 bit control. The use of the initial value is described below. As shown in FIG. 8, the control bits of the modifier message MM comprise, for example, four bytes for system control, nine bytes for address pointers that point to memory addresses for the fixed keys and Hash values, and eleven bytes that can be used for any purpose.

The address pointers discussed above point to the addresses in the memory 20 corresponding to (i) the six fixed keys that are stored in the fixed key memories 82 and 84 and that, in selected combinations, are used by the message segment key generator 90 to generate the message segment keys A, B, and C stored in the message segment key and hash value memory 86 and (ii) the hash values A, B, and C that are also stored in the message segment key and hash value memory 86. These address pointers are sent in the modifier message MM to the receiver so that the receiver can re-generate the message segment keys A, B, and C and corresponding hash values A, B, and C that are required to decrypt the program keys and modification keys, as explained below.

The 32 bits of the system control of the modifier message MM are shown by way of example in FIG. 9. Bits 0 and 1 are used to designate the copy control assigned to the program data. Bits 2-7 are reserved except that at least one of these reserved bits is set to one value to indicate that the corresponding message segment is a modification key message segment MKMS and is set to another value to indicate that the corresponding message segment is a program key message segment PKMS.

When this at least one reserved bit is set to the value that indicates that the corresponding message segment is a modification key message segment MKMS, the bits K_M provided to the look up table 94 are set to a predetermined value such as all zeros while the three message segment keys are being produced for storage in the message segment key and hash value memory 86. In effect, the message segment keys that are used to encrypt the modification key message segment MKMS are produced with modification keys having a predetermined value known to both the transmitter and the receiver.

When the modification keys have this predetermined value, the look up table 94 may pass only the fixed keys K_A as the message segment keys. Alternatively, when the modification keys have this predetermined value, the look up table 94 could instead pass only the fixed keys K_B as the message segment keys, or the look up table 94 could read out message segment keys on the basis of both the fixed keys K_A and K_B from the fixed key memories 82 and 84. These alternatives are based on which of the tables in look up table 94 is selected as indicated by bits 8-11 of the system control of the modifier message MM as discussed below. The message segment keys produced with these modification keys having the predetermined value are used to encrypt the modification key messages MK1, MK2, and MK3 and the checksum message CRC.

When this at least one reserved bit is set to the value that indicates that the corresponding message segment is a program key message segment PKMS, the bits K_M provided to the look up table 94 are the randomly generated modification keys stored in the modification key memory 88, and these randomly generated modification keys are used along with the fixed keys K_A and K_B to produce the three message segment keys stored in the message segment key and hash value memory 86. Thus, the message segment keys that are used to encrypt the program key message segment PKMS are produced with the randomly generated modification keys stored

in the modification key memory 88 in addition to the fixed keys K_A and K_B from the fixed key memories 82 and 84. The message segment keys produced with the randomly generated modification keys stored in the modification key memory 88 are used to encrypt the program key messages PK1, PK2, PK3, and PK4.

The fixed keys used to generate the message segment keys that encrypt the program key message segment PKMS may be the same as or different from the fixed keys used to generate the message segment keys that encrypt the modification key message segment MKMS.

Bits 8, 9, 10, and 11 designate which one of the sixteen possible tables stored in the look up table 94 is used to produce the message segment keys stored in the message segment key and hash value memory 86.

Bits 12-15 may be used for any purpose such as indicating to the receiver a particular program key rotation, as discussed below.

Bits 16-31 are a checksum produced by a CRC generator of the modifier message memory 99. Specifically, the CRC generator of the modifier message memory 99 applies a CRC code to bits 0-15 of the system control byte shown in FIG. 9 in order to generate a checksum. This checksum comprises bits 16-31 as shown in FIG. 9. The CRC generator appends this checksum to the unmodified bits 0-15 to form the full system control of the modifier message MM. This full system control of the modifier message MM is used by the receiver to determine if the program key message segment PKMS and/or the modification key message segment MKMS is not properly received due, for example, to noise in the channel and is described in more detail below.

As shown in FIG. 5, a multiplexer 100 receives the message segment keys and hash values stored in the message segment key and hash value memory 86. The multiplexer 100 also receives three fixed keys A', B', and C' and three Hash values A', B', and C' stored in a memory 102. For example, the three fixed keys A', B', and C' stored in the memory 102 each comprises a 128 bit fixed key, and the three Hash values A', B', and C' stored in the memory 102 each comprises a 64 bit Hash value.

The multiplexers 96 and 100 operate in conjunction with the second encryption engine 18 to encrypt the encrypted portion of the message segments MS shown in FIG. 10. In the case of the program key message segment PKMS, the encrypted portion of the message segment MS shown in FIG. 10 includes the modifier message MM, and four program key messages KM1, KM2, KM3, and KM4. In the case of the modification key message segment MKMS, the encrypted portion of the message segment MS shown in FIG. 10 includes the modifier message MM, the three modification key messages MK1, MK2, and MK3, and the fixed key checksum CRC. The modifier messages MM include the initial value and the 192 bit control as shown in FIGS. 7 and 8. The initial value, for example, may include 64 predetermined arbitrary bits.

In order to encrypt the modifier message MM, the multiplexer 100 passes the three fixed keys A', B', and C' and the three Hash values A', B', and C' from the memory 102 through a key expander 104 to the second encryption engine 18. The key expander 104, for example, may be similar to the key expander 70 and expands only the fixed keys A', B', and C'. The key expander 104 does not expand the Hash values A', B', and C'. Also, the multiplexer 96 passes the modifier message MM to the second encryption engine 18.

The second encryption engine 18 is shown in more detail in FIG. 11. The Hash value A' is applied to an EXCLUSIVE OR 106, the Hash value B' is applied to an EXCLUSIVE OR 108,

and the Hash value C' is applied to an EXCLUSIVE OR **110**. The EXCLUSIVE ORs **106**, **108**, and **110** bit-wise process their respective inputs. The expanded fixed key A' is applied to an AES encrypter **112**, the expanded fixed key B' is applied to an AES encrypter **114**, and the expanded fixed key C' is applied to an AES encrypter **116**.

The initial value of the modifier message MM is applied to the EXCLUSIVE OR **106**, a first $\frac{1}{3}$ of the control bits of the modifier message MM is applied to the AES encrypter **112**, a second $\frac{1}{3}$ of the control bits of the modifier message MM is applied to the AES encrypter **114**, and a third $\frac{1}{3}$ of the control bits of the modifier message MM is applied to the AES encrypter **116**.

The AES encrypter **112** encrypts an output of the EXCLUSIVE OR **106** and the first $\frac{1}{3}$ of the control bits of the modifier message MM according to the expanded fixed key A', and supplies half of the encryption result to the EXCLUSIVE OR **108** and the other half as the second $\frac{1}{4}$ of the encrypted modifier message MM. The AES encrypter **114** encrypts an output of the EXCLUSIVE OR **108** and the second $\frac{1}{3}$ of the control bits of the modifier message MM according to the expanded fixed key B', and supplies half of the encryption result to the EXCLUSIVE OR **110** and the other half as the third $\frac{1}{4}$ of the encrypted modifier message MM. The AES encrypter **116** encrypts an output of the EXCLUSIVE OR **110** and the third $\frac{1}{3}$ of the control bits of the modifier message MM according to the expanded fixed key C', and supplies half of the encryption result as the first $\frac{1}{4}$ of the encrypted modifier message MM and the other half as the fourth $\frac{1}{4}$ of the encrypted modifier message MM.

Each key message in the program key message segment PKMS has the example construction of FIG. **12**. According to this example, a program key message KM1 includes a 64-bit initial value, which may be same initial value as discussed above or a different initial value, a 64-bit key control **98**, and one of the 128-bit program keys divided into two 64-bit portions. The program key messages KM2, KM3, and KM4 containing the other three program keys are similarly constructed.

The key control **98** is used to designate whether the key message contains a program key, a modification key, or the checksum.

In order to encrypt the program key message KM1, the multiplexer **100** passes the three message segment keys A, B, and C and the three Hash values A, B, and C from the message segment key and hash value memory **86** through the key expander **104** to the second encryption engine **18**. As explained above, the three message segment keys A, B, and C that are used to encrypt the program key messages are the message segment keys read out of the table **94** by use of the randomly generated modification keys K_M stored in the modification key memory **88**, the fixed keys K_A from the fixed key memory **82**, and the fixed keys K_B from the fixed key memory **84**. The key expander **104** expands only the message segment keys A, B, and C. The key expander **104** does not expand the Hash values A, B, and C. Also, the multiplexer **96** passes the first of the four dynamically generated program keys from the next portion of the memory **66** to the second encryption engine **18**.

In the second encryption engine **18**, the Hash value A is applied to the EXCLUSIVE OR **106**, the Hash value B is applied to the EXCLUSIVE OR **108**, and the Hash value C is applied to the EXCLUSIVE OR **110**. The expanded message segment key A is applied to the AES encrypter **112**, the expanded message segment key B is applied to the AES encrypter **114**, and the expanded message segment key C is applied to the AES encrypter **116**. The initial value is applied

to the EXCLUSIVE OR **106**, the control word is applied to the AES encrypter **112**, a first $\frac{1}{2}$ of the first of the four dynamically generated program keys is applied to the AES encrypter **114**, and a second half of the first of the four dynamically generated program keys is applied to the AES encrypter **116**.

The AES encrypter **112** encrypts an output of the EXCLUSIVE OR **106** and the control word according to the expanded message segment key A, and supplies half of the encryption result to the EXCLUSIVE OR **108** and the other half as the second $\frac{1}{4}$ of the program key message KM1. The AES encrypter **114** encrypts an output of the EXCLUSIVE OR **108** and the first $\frac{1}{2}$ of the first of the four dynamically generated program keys according to the expanded message segment key B, and supplies half of the encryption result to the EXCLUSIVE OR **110** and the other half as the third $\frac{1}{4}$ of the program key message KM1. The AES encrypter **116** encrypts an output of the EXCLUSIVE OR **110** and the second $\frac{1}{2}$ of the first of the four dynamically generated program keys according to the expanded message segment key C, and supplies half of the encryption result as the first $\frac{1}{4}$ of the program key message KM1 and the other half as the fourth $\frac{1}{4}$ of the program key message KM1.

The other three program key messages KM2, KM3, and KM4 are similarly generated.

Each modification key message in the modification key message segment MKMS also has the example construction of FIG. **12**. According to this example, a modification key message MK1 includes a 64-bit initial value, which may be same initial value as discussed above or a different initial value, a 64-bit key control **98**, and one of the 128-bit modification keys divided into two 64-bit portions. The modification key messages MK2 and MK3 containing the other two modification keys are similarly constructed.

Again, the key control **98** is used to designate whether the key message contains a program key, a modification key, or the checksum.

In order to encrypt the modification key message MK1, the multiplexer **100** passes the three message segment keys A, B, and C and the three Hash values A, B, and C from the message segment key and hash value memory **86** through the key expander **104** to the second encryption engine **18**. As explained above, the three message segment keys A, B, and C that are used to encrypt the modification key messages are the message segment keys read out of the table **94** by use of the modification keys with the predetermined value. Thus, the fixed keys K_A from the fixed key memory **82** may be read out of the table **94** as the message segment keys. Alternatively, as explained above, the fixed keys K_B from the fixed key memory **84** can be read out of the table **94** as the message segments keys or a combination of the fixed keys K_A and K_B can be used to read out the message segment keys from the table **94**. The key expander **104** expands only the message segment keys A, B, and C. The key expander **104** does not expand the Hash values A, B, and C. Also, the multiplexer **96** passes the first of the modification keys from the modification key memory **88** to the second encryption engine **18**.

The Hash values A, B, and C are applied to the EXCLUSIVE ORs **106**, **108**, and **110** as before. Also, the expanded message segment keys A, B, and C are applied to the AES encrypters **112**, **114**, and **116** as before. The initial value is applied to the EXCLUSIVE OR **106**, the control word is applied to the AES encrypter **112**, a first $\frac{1}{2}$ of the first of the three modification keys is applied to the AES encrypter **114**, and a second half of the first of the three modification keys is applied to the AES encrypter **116**.

11

The AES encrypter **112** supplies half of its encryption result to the EXCLUSIVE OR **108** and the other half as the second $\frac{1}{4}$ of the modification key message MK1. The AES encrypter **114** supplies half of its encryption result to the EXCLUSIVE OR **110** and the other half as the third $\frac{1}{4}$ of the modification key message MK1. The AES encrypter **116** supplies half of its encryption result as the first $\frac{1}{4}$ of the modification key message MK1 and the other half as the fourth $\frac{1}{4}$ of the modification key message MK1.

The other two modification key messages MK2 and MK3 and the checksum message CRC are similarly generated.

The output multiplexer **16** of FIG. 1 muxes the encrypted program data, the MPEG PID header from the transport stream, 192 clock bits which may be supplied by a separate generator and which may be the SMPTE time code (if any), and 20 forward error correction bytes from the transport stream with the encrypted program key message segment PKMS and the encrypted modification key message segment MKMS to form the encrypted transport stream. Each of the program key message segment PKMS and the modification key message segment MKMS is contained in a corresponding complete ATSC data segment.

The second encryption engine **18** generates the message segments MS in pairs, i.e., the program key message segment PKMS and the modification key message segment MKMS. This pair of message segments MS is shown in FIG. 13. The modifier message MM in each message segment MS is provided in accordance with FIGS. 8 and 9. The first message segment shown in FIG. 13 is the modification key message segment MKMS and contains an encrypted form of the three modification keys stored in the modification key memory **88** and the checksum (CRC) from the memory **20**. The second message segment shown in FIG. 13 is the program key message segment PKMS and contains an encrypted form of the four encrypted new program keys to be applied by the receiver to decrypt the encrypted program data.

Thus, as shown in FIG. 10, the modifier message MM and the four program key messages KM1, KM2, KM3, and KM4 of the program key message segment PKMS are encrypted. Similarly, the modifier message MM, the three modification key messages MK1, MK2, and MK3, and the checksum message CRC of the modification key message segment MKMS are encrypted.

The four byte header of the message segment MS shown in FIG. 10 is the MPEG PID. The modifier message MM includes the message control bytes shown in FIG. 9. This control byte identifies the message segment MS in a pair either as the program key message segment PKMS or as the modification key message segment MKMS, as explained above.

FIG. 14 shows the relative message pair transmission and reception timing upon which key synchronization is determined. Upon the occurrence of event 1, which may be a null packet in the MPEG transport stream, a program key message segment PKMS as shown in FIG. 14 is transmitted. The receiver receives this program key message segment PKMS, decrypts it, and stores the program keys that were contained in the program key message segment PKMS as next program keys. However, the receiver does not start using these next program keys yet.

After the transmitter transmits the program key message segment PKMS, the encryption encoder **8** of the transmitter makes the three modification keys and the modifier message MM, and encrypts the modifier message MM and the three modification keys using the message segment keys and the Hash values as described above. The encryption encoder **8** then assembles the modification key message segment

12

MKMS containing the encrypted modifier message MM and the three modification keys as described above. When a null packet is detected (event 2), the transmitter transmits the modification key message segment MKMS in place of the null packet and, at the same time, the encryption encoder **8** begins using the next program keys stored in the memory **66** as the active program keys to encrypt program data. Thus, the next program keys become the active program keys.

At the same time, the receiver receives this modification key message segment MKMS and immediately begins using its previously stored next program keys as the active program keys to decrypt program content. Accordingly, the replacement of the active program keys with the next program keys is made at the same time in the transmitter and receiver so that the transmitter and receiver use the same program keys to encrypt and decrypt the same program content.

After the transmitter transmits the modification key message segment MKMS and switches program keys, the encryption encoder **8** of the transmitter makes new program keys, and saves the new program keys in the memory **66** as the next program keys. The encryption encoder **8** encrypts the new program keys and assembles another program key message segment PKMS containing the new program keys and waits for an opportunity (event 3 such as a null packet) to transmit this program key message segment PKMS.

While the encryption encoder **8** of the transmitter makes new program keys, saves the new program keys, and assembles the next program key message segment PKMS, the receiver decrypts the modification key message segment MKMS that it has just received, and saves the modifier message MM and the modification keys contained in this message.

During segments in which the encryption encoder **8** is not transmitting program key message segments PKMS and modification key message segments MKMS, the encryption encoder **8** is using the active program keys to encrypt program data and is transmitting the encrypted program data to the receiver.

During segments in which the receiver is not receiving program key message segments PKMS and modification key message segments MKMS, the receiver is using the active program keys to decrypt program data.

In an embodiment where message transmission and key use is synchronized to the occurrence of null packets, there may be occasions when null packets are occurring with an undesirably high frequency. For example, during periods where there is little action in the video, many null packets can occur during a single frame. Therefore, it may be desirable to add a delay function such that message transmission and key switching does not occur more often than a predetermined frequency. For example, this delay function may be set so that message transmission and key switching does not occur more often than once per two or three ATSC frames.

During encryption of program data, the encryption block **40** rotates the four active program keys PK. FIG. 15 shows the rotation. As shown in FIG. 16, each program data segment of a field to be transmitted to the receiver includes a non-encrypted four byte MPEG header that identifies the segment as a program data segment, eleven blocks each containing encrypted 128 bits of program data, eight bytes of non-encrypted program data, and twenty bytes of non-encrypted forward error correction data.

As shown in FIG. 15, the four active program keys A, B, C, and D are applied in the following order to the eleven blocks of data in the first program data segment: A, B, C, D, A, B, C, D, A, B, C. Accordingly, the active program key A is applied to the first of the eleven blocks of data to be encrypted, the

13

active program key B is applied to the second of the eleven blocks of data to be encrypted, . . . , and the active program key C is applied to the eleventh of the eleven blocks of data to be encrypted.

This same rotation scheme ABCDABCDABC can be used for the next and subsequent program data segments of a field.

Alternatively, the next program data segment can continue the rotation. Thus, the active program keys A, B, C, and D are applied in the following order to the eleven blocks of data to be encrypted in the second program data segment: D, A, B, C, D, A, B, C, D, A, B. Accordingly, the active program key D is applied to the first of the eleven blocks of data to be encrypted, the active program key A is applied to the second of the eleven blocks of data to be encrypted, . . . , and the active program key B is applied to the eleventh of the eleven blocks of data to be encrypted. The rotation can then be continued for subsequent program data segments as indicated by FIG. 15.

As a further alternative, other rotation sequences can be used. Bits 12-15 of the system control byte shown in FIG. 9 can be used to indicate to the receiver the particular rotation being used in the transmitter.

The output multiplexer 16 transmits encrypted program data segments continuously until an opportunity (event) arises for transmitting a message segment MS (either a program key message segment PKMS or a modification key message segment MKMS). The occurrence of a null packet gives rise to the opportunity for transmitting one of these message segments, the occurrence of the next null packet gives rise to the opportunity for transmitting the other of the message segments MS in the pair, and so on. An objective may be established for transmitting a message segment MS on a periodic basis dependent upon the occurrence of a null packet. For example, the objective may be to transmit a message segment MS no more often than once per field of 312 segments.

An example decryption decoder 180 of a copy protection receiver is shown in FIG. 17. The decryption decoder 180 includes a PID filter 182 that, based on PID numbers, detects and forwards encrypted program data to a first decryption engine 184 and detects and forwards program key message segments PKMS and modification key message segments MKMS to a second decryption engine 186. The first decryption engine 184 performs a single wrap decryption process which is complementary to the single wrap encryption process performed by the first encryption engine 14.

When the modification key message segment MKMS is received, the second decryption engine 186 decrypts (unwraps) this message segment in order to recover the modification keys and the fixed key and hash value addresses of a memory 188. A fixed key selector and message segment key generator 190 uses these fixed key and hash value addresses to retrieve fixed keys and hash values from the memory 188. In the case of decrypting the modification key message segment MKMS, the fixed key selector and message segment key generator 190 uses the fixed keys and hash values retrieved from the memory 188 along with the a prior known modification keys, i.e., the modification keys having the known predetermined value, in order to regenerate the message segment keys that were used in the encryption encoder 8 to encrypt the modification keys and the checksum message CRC and that are required by the decryption decoder 180 to decrypt the encrypted modification keys and the checksum message CRC. In the case of decrypting the program key message segment PKMS, the fixed key selector and message segment key generator 190 uses the fixed keys and hash values retrieved from the memory 188 based on the memory addresses contained in the modifier message of the program

14

key message segment PKMS along with the decrypted modification keys in order to regenerate the message segment keys that were used in the encryption encoder 8 to encrypt the program keys and that are required by the decryption decoder 180 to decrypt the encrypted program key messages KM1, KM2, KM3, and KM4.

When the program key message segment PKMS is received, the second decryption engine 186 decrypts program keys in the message segment MS using the message segment keys from the fixed key selector and message segment key generator 190 and stores the decrypted program keys in the next portion of a memory 192. In the meantime, the first decryption engine 184 uses the active program keys stored in the memory 192 to decrypt the encrypted data from the program data segments of the field being received.

As shown in FIG. 18, the first decryption engine 184 includes three sections 184A, 184B, and 184C. The section 184A includes a de-multiplexer 200, memories 202 and 204, and a multiplexer 206. The section 184B includes a memory 208, a decryption block 210, and a multiplexer 212. The section 184C includes a de-multiplexer 214, memories 216 and 218, and a multiplexer 220. The sections 184A, 184B, and 184C are controlled by the PID filter 182.

The PID filter 182 passes all packets in the MPEG transport stream to the de-multiplexer 200. All packets are de-multiplexed and are stored in the memories 202 and 204 that operate in a ping-pong fashion. All packets in the memories 202 and 204 are supplied to the multiplexer 206.

The multiplexer 206 passes all packets from the memories 202 and 204 to the memory 208 and to the decryption block 210. These packets include program packets (one or more of which may be encrypted), message segments, and such non-program packets as PIDs, PSIPs, PMTs, and PATs. The decryption block 210 uses the decrypted program keys PK to decrypt all packets that it receives and supplies the decrypted packets to the multiplexer 212. The multiplexer 212, in response to a decryption flag from the PID filter 182, selects only the decrypted packets from the decryption block 210 which correspond to the selected program or programs that were to be decrypted. All other packets (those that do not correspond to the program to be decrypted) are selected by the multiplexer 212 from the memory 208. Thus, the output of the multiplexer 212 is the original MPEG transport stream less null packets and including message segments. The multiplexer 212 passes the decrypted and non-encrypted packets to the de-multiplexer 214.

The decrypted and non-encrypted packets from the de-multiplexer 214 are stored in the memories 216 and 218 that operate in a ping-pong fashion. The decrypted and non-encrypted packets in the memories 216 and 218 are supplied through the multiplexer 220 to a null inserter 222.

The null inserter 222 is controlled by the PID filter 182 to remove the program key message segments PKMS and the modification key message segments MKMS from the transport stream, and to insert null packets back into the transport stream in place of the removed program key message segments PKMS and the removed modification key message segments MKMS. The output of the null inserter is the decrypted MPEG transport stream.

The sections 184A and 184C of the first decryption engine 184 are controlled by the message packets so as to maintain proper timing, data flow rates, and synchronization.

The fixed key selector and message segment key generator 190 is shown in more detail in FIG. 19. As shown in FIG. 19, the program key message segments PKMS and the modification key message segments MKMS are supplied to the second decryption engine 186. Each of these message segments has

the form shown in FIG. 10. Accordingly, as shown in FIG. 20, the modifier message MM in the received message segment is decrypted using the three fixed keys A', B', and C' and the three Hash values A', B', and C' which are stored in a memory 230. The three fixed keys A', B', and C' and the three Hash values A', B', and C' stored in memory 230 are the same fixed keys and Hash values that are stored in the memory 102.

The decrypted modifier message MM indicates to the receiver, inter alia, whether the corresponding message segment is a program key message segment PKMS or a modification key message segment MKMS. If the corresponding message segment is a program key message segment PKMS, the receiver knows to use the decrypted modification keys K_M as well as the fixed keys K_A and K_B to produce that the message segment keys that are required for decryption of the program key messages. If the corresponding message segment is a modification key message segment MKMS, the receiver knows to use the known modification keys having the predetermined value in order to read out the fixed keys K_A , K_B , or some combination of K_A and K_B as the message segment keys that are required for decryption of the modification key messages and the checksum message CRC.

In order to decrypt the modifier message MM in a received one of the modification key message segments MKMS or the program key message segments PKMS, a multiplexer 232 passes the three fixed keys A', B', and C' and the three Hash values A', B', and C' from the memory 230 through a key expander 234 to the second encryption engine 186. The key expander 234, for example, may be similar to the key expander 104 and expands only the fixed keys A', B', and C'. The key expander 234 does not expand the Hash values A', B', and C'.

The second encryption engine 186 which performs an operation complementary to that performed by the encryption engine 18 is shown in more detail in FIG. 20. As shown in FIG. 20, the Hash value C' is applied to an EXCLUSIVE OR 236, the Hash value B' is applied to an EXCLUSIVE OR 238, and the Hash value A' is applied to an EXCLUSIVE OR 240. The EXCLUSIVE ORs 236, 238, and 240 bit-wise process their respective inputs. The expanded fixed key C' is applied to an AES decrypter 242, the expanded fixed key B' is applied to an AES decrypter 244, and the expanded fixed key A' is applied to an AES decrypter 246.

The first $\frac{1}{4}$ of the encrypted modifier message MM is applied to the AES decrypter 242, the second $\frac{1}{4}$ of the encrypted modifier message MM is applied to the AES decrypter 246, the third $\frac{1}{4}$ of the encrypted modifier message MM is applied to the AES decrypter 244, and the fourth $\frac{1}{4}$ of the encrypted modifier message MM is applied to the AES decrypter 242.

The AES decrypter 242 decrypts the first $\frac{1}{4}$ and the fourth $\frac{1}{4}$ of the encrypted modifier message MM according to the expanded fixed key C', and supplies half of the decryption result to the EXCLUSIVE OR 236 and the other half as the third $\frac{1}{3}$ of the control bits of the decrypted modifier message MM. The AES decrypter 244 decrypts an output of the EXCLUSIVE OR 236 and the third $\frac{1}{4}$ of the encrypted modifier message MM according to the expanded fixed key B', and supplies half of the decryption result to the EXCLUSIVE OR 238 and the other half as the second $\frac{1}{3}$ of the control bits of the decrypted modifier message MM. The AES decrypter 246 decrypts an output of the EXCLUSIVE OR 238 and the second $\frac{1}{4}$ of the encrypted modifier message MM according to the expanded fixed key A', and supplies half of the encryption result to the EXCLUSIVE OR 240 and the other half as the first $\frac{1}{3}$ of the decrypted modifier message MM. The output of the EXCLUSIVE OR 240 is the initial value of the

modifier message MM. If this initial value is not the same initial value that was used during encryption of the modifier message MM, then the encryption/decryption process has an error that indicates erroneous message decryption.

As shown in FIG. 19, a multiplexer 250 applies the control bits of the decrypted modifier message MM to a modifier message decoder 252.

After decryption of the modifier message MM, the multiplexer 232 passes the three message segment keys A, B, and C and the three hash values A, B, and C stored in a message segment key memory 254 to the key expander 234. When the modification key message segment MKMS is being decrypted, these three message segment keys are produced with the modification keys having the predetermined value.

The key expander expands only the three message segment keys A, B, and C, it does not expand the three hash values A, B, and C. The three expanded message segment keys A, B, and C and the three hash values A, B, and C are used by the second decryption engine 186 to decrypt the modification key message MK1 in the received modification key message segment MKMS. As indicated above, each of the three modification key messages MK1, MK2, and MK3 and the checksum message CRC has the format shown in FIG. 12, and the control of each of the messages is the key control 98 that indicates whether the particular message is a program key message, a modification key message, or a checksum message.

As shown in FIG. 20, the Hash value C is applied to the EXCLUSIVE OR 236, the Hash value B is applied to the EXCLUSIVE OR 238, and the Hash value A is applied to the EXCLUSIVE OR 240. The expanded fixed key C is applied to the AES decrypter 242, the expanded fixed key B is applied to the AES decrypter 244, and the expanded fixed key A is applied to the AES decrypter 246.

The first $\frac{1}{4}$ of the encrypted modification key message MK1 is applied to the AES decrypter 242, the second $\frac{1}{4}$ of the encrypted modification key message MK1 is applied to the AES decrypter 246, the third $\frac{1}{4}$ of the encrypted modification key message MK1 is applied to the AES decrypter 244, and the fourth $\frac{1}{4}$ of the encrypted modification key message MK1 is applied to the AES decrypter 242.

The AES decrypter 242 supplies half of its decryption result to the EXCLUSIVE OR 236 and the other half as the second $\frac{1}{2}$ of the decrypted modification key MK1. The AES decrypter 244 supplies half of its decryption result to the EXCLUSIVE OR 238 and the other half as the first $\frac{1}{2}$ of the decrypted modification key. The AES decrypter 246 supplies half of its encryption result to the EXCLUSIVE OR 240 and the other half as the control of the decrypted modification key.

The output of the EXCLUSIVE OR 240 is the initial value of the modification key message. If this initial value is not the same initial value that was used during encryption of the modification key MK1, then the encryption/decryption process has an error that indicates the need for remedial action.

The decryption engine 186 similarly decrypts the modification key messages MK2 and MK3 and the checksum message CRC. The multiplexer 250 passes the controls and the checksum as indicated in FIG. 19, and passes the modification keys for storage in a modification key memory 256.

Following decryption of the received modification key message segment MKMS, the fixed key selector and message segment key generator 190 can begin generating new message segment keys that will be used to decrypt the programs keys from the next received program key message segment PKMS.

The modifier message decoder 252 decodes the received and decrypted modifier message MM in each of the message

segments to determine the addresses according to the modifier message format and definition shown in FIGS. 8 and 9. The fixed key selector 260 uses these addresses to select, from the memory 188, the same three K_A keys, the same three K_B fixed keys, and the same three Hash values A, B, and C that were used to produce the message segment keys A, B, and C that were used to encrypt the message segments PKMS and MKMS in the encryption encoder 8. A first key memory 262 stores the selected three K_A keys, a second fixed key memory 264 stores the selected three fixed K_B keys, and the message segment key memory 254 stores the selected three Hash values A, B, and C.

A message segment key generator 266 may have the same construction as the message segment key generator 90 shown in FIG. 6. Accordingly, the latch 92₁ latches the first 32 bits of a first of the three fixed keys K_A stored in the fixed key memory 262, the latch 92₂ latches the first 32 bits of a first of the three fixed keys K_B stored in the fixed key memory 264, and the latch 92₃ latches the first 32 bits of a first of the three modification keys K_M stored in the modification key memory 256 when message segment keys are being produced to decrypt program keys (otherwise, the modification keys having the predetermined value are used to generate message segment keys to decrypt modification keys). These 96 latched bits form a 96 bit address that reads out the first 32 bits of a first message segment key for storage in the message segment key memory 254.

The same table that was selected in the transmitter is selected in the receiver to provide the three message segment keys that are stored in the message segment key memory 254.

After the first 32 bits of the first message segment key are read out of the look up table 94 and are stored in the message segment key memory 254, the latch 92₁ latches the second 32 bits of the first of the three fixed keys K_A stored in the fixed key memory 262, the latch 92₂ latches the second 32 bits of the first of the three fixed keys K_B stored in the fixed key memory 264, and the latch 92₃ latches the second 32 bits of the first of the three modification keys K_M stored in the modification key memory 256 when message segment keys are being produced to decrypt program keys (otherwise, the modification keys having the predetermined value are used to generate message segment keys to decrypt modification keys). These 96 latched bits form a second 96 bit address that reads out the second 32 bits of the first message segment key for storage in the message segment key memory 254.

The third and fourth 32 bits of the first of the three fixed keys K_A stored in the fixed key memory 262, of the first of the three fixed keys K_B stored in the fixed key memory 264, and of the first of the three modification keys K_M stored in the modification key memory 256 are used to read out the third and fourth 32 bits of the first message segment key from the look up table 94 when message segment keys are being produced to decrypt program keys (otherwise, the modification keys having the predetermined value are used to generate message segment keys to decrypt modification keys). These third and fourth 32 bits of the first message segment key are also stored in the message segment key memory 254 to form all 128 bits of the first message segment key. The second and third message segment keys are similarly read out of the look up table 94 and stored in the message segment key memory 254.

When the next program key message segment PKMS is received, the modifier message MM in the received message segment MS is decrypted as before using the fixed keys A', B', and C' and the Hash values A', B', and C' stored in the memory 230. Then, the multiplexer 232 passes the three message segment keys A, B, and C and the three Hash values A, B, and

C from the message segment key memory 254 through the key expander 234 to the second encryption engine 186. The key expander 234 expands only the message segment keys A, B, and C. The key expander 234 does not expand the Hash values A, B, and C.

In the second encryption engine 186, the Hash value C is applied to the EXCLUSIVE OR 236, the Hash value B is applied to the EXCLUSIVE OR 238, and the Hash value A is applied to the EXCLUSIVE OR 240. The expanded fixed key C is applied to the AES decrypter 242, the expanded fixed key B is applied to the AES decrypter 244, and the expanded fixed key A is applied to the AES decrypter 246.

The first 1/4 of the encrypted first program key message KM1 is applied to the AES decrypter 242, the second 1/4 of the encrypted first program key message KM1 is applied to the AES decrypter 246, the third 1/4 of the encrypted first program key message KM1 is applied to the AES decrypter 244, and the fourth 1/4 of the encrypted first program key message KM1 is applied to the AES decrypter 242.

The AES decrypter 242 decrypts the first 1/4 and the fourth 1/4 of the encrypted first program key message KM1 message according to the expanded fixed key C, and supplies half of the decryption result to the EXCLUSIVE OR 236 and the other half as the second 1/2 of the first program key of the decrypted first program key message KM1. The AES decrypter 244 decrypts an output of the EXCLUSIVE OR 236 and the third 1/4 of the encrypted first program key message KM1 according to the expanded fixed key B, and supplies half of the decryption result to the EXCLUSIVE OR 238 and the other half as the first 1/2 of the first program key of the decrypted first program key message KM1. The AES decrypter 246 decrypts an output of the EXCLUSIVE OR 238 and the second 1/4 of the encrypted first program key message KM1 according to the expanded fixed key A, and supplies half of the encryption result to the EXCLUSIVE OR 240 and the other half as the control of the decrypted first program key message KM1. The output of the EXCLUSIVE OR 240 is the initial value of the first program key message KM1. If this initial value is not the same initial value as was used during encryption of the first program key message KM1, then the encryption/decryption process has an error that indicates the need for remedial action.

The other three program key messages KM2, KM3, and KM4 are similarly decrypted.

The multiplexer 250 of FIG. 19 passes these four program keys to the next portion of the memory 192 and passes the control of each of the decrypted program key messages KM1, KM2, KM3, and KM4.

A multiplexer 270 passes the active program keys, using the rotation discussed above in relation to FIGS. 15 and 16, through a key expander 272 to the decryption block 210 so that the appropriate data can be decrypted. The key expander 272 may be constructed in accordance with FIG. 4. As in the case of key expander 70, the key expander 272 also includes an inverse key block. This inverse key block is disabled during program decryption and is enabled during decryption of the program key message segment PKMS and the modification key message segment MKMS.

While the active keys from the active portion of the memory 192 are being used by the decryption block 210 to decrypt data, the next program keys are received and stored in the next portion of the memory 192.

The modifier message decoder 252 also decodes the full system control of the received and decrypted modifier message MM. As discussed above, the system control of the modifier message MM is shown in FIG. 9. Accordingly, the modifier message decoder 252 applies the same CRC code as

the encoder to bits **0-15** of the system control of the modifier message MM in the received message segment PKMS or MKMS in order to recalculate the checksum bits **16-31**. The receiver compares the recalculated checksum from bits **0-15** to the checksum bits **16-31** in the received system control. If the recalculated checksum from bits **0-15** and the received checksum bits **16-31** do not match, the received message segment is treated as the next message segment expected to be received in the sequence of received message segments.

Also, the modifier message decoder **252** uses the decoded bits **12-15** of the system control to determine the program key rotation that should be used by the decryption block **210** to decrypt the encrypted program packets as shown by the line extending from the modifier message decoder **252** to the control of the multiplexer **270** which selects the next active key to be used.

Certain modifications of the present invention have been discussed above. Other modifications of the present invention will occur to those practicing in the art of the present invention. For example, the memories as described above may be ROMs, RAMs, non-volatile RAMs, and/or any other suitable memory devices.

Furthermore, as disclosed above, a 96×32 look up table **94** is used to produce the message segment keys. Accordingly, 96 address bits are used to read 32 bits of a message segment key. Instead, other look up tables and addressing schemes may be used to produce the message segment keys. For example, a 384×128 look up table can be used to produce the message segment keys. Accordingly, 384 address bits comprising 128 K_M bits, 128 K_A bits, and 128 K_B bits are used to read a 128 bit message segment key. Whichever look up table and addressing scheme is used in the transmitter, the same look up table and addressing scheme should be used in the receiver.

Accordingly, the description of the present invention is to be construed as illustrative only and is for the purpose of teaching those skilled in the art the best mode of carrying out the invention. The details may be varied substantially without departing from the spirit of the invention, and the exclusive use of all modifications which are within the scope of the appended claims is reserved.

We claim:

1. A method of encrypting data comprising:
 supplying an MPEG transport stream including PSI data to an encryption path and to a non-encryption path;
 encrypting the MPEG transport stream in the encryption path according to at least one program key;
 selecting an encrypted program from the encryption path in accordance with a PID filter;
 selecting non-encrypted PSI data from the non-encryption path in accordance with the PID filter;
 encrypting the program key; and,
 transmitting the selected encrypted program, the encrypted program key, and the selected non-encrypted PSI data to a receiver, wherein the selected non-encrypted PSI data relates to the encrypted program.

2. The method of claim **1** wherein the encrypting of the program key comprises encrypting the program key according to at least one modification key, and wherein the transmitting of the selected encrypted program, the encrypted program key, and the selected non-encrypted PSI data to a receiver comprises transmitting the selected encrypted program, the encrypted program key, the selected non-encrypted PSI data, and the modification key to the receiver.

3. The method of claim **2** wherein the transmitting of the selected encrypted program, the encrypted program key, the selected non-encrypted PSI data, and the modification key to the receiver comprises:

encrypting the modification key according to at least one fixed key stored in memory; and,
 transmitting the selected encrypted program, the encrypted program key, the selected non-encrypted PSI data, and the encrypted modification key to the receiver.

4. The method of claim **3** wherein the transmitting of the selected encrypted program, the encrypted program key, the selected non-encrypted PSI data, and the encrypted modification key to the receiver further comprises transmitting an address pointer corresponding to the fixed key.

5. A method of encrypting data, comprising:
 supplying an MPEG transport stream including PSI data to an encryption path and to a non-encryption path;
 encrypting the MPEG transport stream in the encryption path according to at least one program key;
 selecting an encrypted program from the encryption path in accordance with a PID filter;
 selecting non-encrypted PSI data from the non-encryption path in accordance with the PID filter;

encrypting the program key;
 transmitting the selected encrypted program, the encrypted program key, and the selected non-encrypted PSI data to a receiver, wherein the selected non-encrypted PSI data relates to the encrypted program;

wherein the encrypting of the program key comprises encrypting the program key according to at least one modification key, and

wherein the transmitting of the selected encrypted program, the encrypted program key, and the selected non-encrypted PSI data to a receiver comprises

transmitting the selected encrypted program, the encrypted program key, the selected non-encrypted PSI data, and the modification key to the receiver;
 encrypting the modification key according to at least one fixed key stored in memory;

transmitting the selected encrypted program, the encrypted program key, the selected non-encrypted PSI data, and the encrypted modification key to the receiver;

wherein the encrypting of the modification key according to at least one fixed key stored in memory comprises:
 modifying the fixed key according to the modification key to form a message segment key; and,
 encrypting the modification key according to the message segment key.

6. The method of claim **5** wherein the transmitting of the selected encrypted program, the encrypted program key, the selected non-encrypted PSI data, and the encrypted modification key to the receiver further comprises transmitting an address pointer corresponding to the fixed key.

7. The method of claim **5** wherein the encrypting of the program key according to at least one modification key comprises encrypting the program key according to the message segment key.

8. The method of claim **1** wherein the encrypted program comprise video.

9. The method of claim **1** wherein the transmitting of the selected encrypted program, the encrypted program key, and selected non-encrypted PSI data to a receiver comprises transmitting the selected encrypted program, the encrypted program key, and the selected non-encrypted PSI data to a receiver as an MPEG transport stream.

10. A method of decrypting data comprising:
 receiving at least one encrypted program, at least one encrypted program key, and non-encrypted PSI data in a received MPEG transport stream, wherein the non-encrypted PSI data relates to the encrypted program;

21

decrypting the encrypted program key;
 supplying the received MPEG transport stream to a decryption path and a non-decryption path;
 decrypting the encrypted program in the decryption path according to the decrypted program key;
 selecting the decrypted program from the decryption path in accordance with a PID filter;
 selecting the non-encrypted PSI data from the non-decryption path in accordance with the PID filter; and,
 recombining the selected decrypted program and the selected non-encrypted PSI data in the MPEG transport stream.

11. The method of claim **10** wherein the receiving of at least one encrypted program, at least one encrypted program key, and non-encrypted PSI data comprises receiving the at least one encrypted program, the at least one encrypted program key, the non-encrypted PSI data, and at least one modification key, and wherein the decrypting of the encrypted program key comprises decrypting the program key according to the received modification key.

12. The method of claim **11** wherein the receiving of the at least one encrypted program, the at least one encrypted program key, the non-encrypted PSI data, and at least one modification key comprises receiving the at least one encrypted program, the at least one encrypted program key, the non-encrypted PSI data, and at least one encrypted modification key, and wherein the decrypting of the encrypted program key according to the received modification key comprises:

decrypting the encrypted modification key according to at least one fixed key stored in memory; and,
 decrypting the encrypted program key according to the decrypted modification key.

13. The method of claim **12** wherein the receiving of the at least one encrypted program, the at least one encrypted program key, the non-encrypted PSI data, and at least one encrypted modification key comprises receiving the at least one encrypted program, the at least one encrypted program key, the non-encrypted PSI data, the at least one encrypted modification key, and an address pointer, and wherein the decrypting of the encrypted modification key according to at least one fixed key stored in memory comprises:

retrieving the fixed key from the memory according to the received address pointer; and,
 decrypting the encrypted modification key according to the retrieved fixed key.

14. A method of decrypting data, comprising:

receiving at least one encrypted program, at least one encrypted program key, and non-encrypted PSI data in a received MPEG transport stream, wherein the non-encrypted PSI data relates to the encrypted program;

decrypting the encrypted program key;
 supplying the received MPEG transport stream to a decryption path and a non-decryption path;
 decrypting the encrypted program in the decryption path according to the decrypted program key;
 selecting the decrypted program from the decryption path in accordance with a PID filter;

selecting the non-encrypted PSI data from the non-decryption path in accordance with the PID filter;
 recombining the selected decrypted program and the selected non-encrypted PSI data in the MPEG transport stream;

wherein the receiving of at least one encrypted program, at least one encrypted program key, and non-encrypted PSI data comprises receiving the at least one encrypted pro-

22

gram, the at least one encrypted program key, the non-encrypted PSI data, and at least one modification key, and

wherein the decrypting of the encrypted program key comprises decrypting the program key according to the received modification key;

wherein the receiving of the at least one encrypted program, the at least one encrypted program key, the non-encrypted PSI data, and at least one modification key comprises receiving the at least one encrypted program, the at least one encrypted program key, the non-encrypted PSI data, and at least one encrypted modification key, and

wherein the decrypting of the encrypted program key according to the received modification key comprises:
 decrypting the encrypted modification key according to at least one fixed key stored in memory;

decrypting the encrypted program key according to the decrypted modification key;

wherein the decrypting of the encrypted modification key according to at least one fixed key stored in memory comprises:

modifying the retrieved fixed key according to the decrypted modification key to form a message segment key; and,

decrypting the encrypted modification key according to the message segment key.

15. The method of claim **14** wherein the receiving of the at least one encrypted program, the at least one encrypted program key, the non-encrypted PSI data, and at least one encrypted modification key comprises receiving the at least one encrypted program, the at least one encrypted program key, the non-encrypted PSI data, the at least one encrypted modification key, and an address pointer, and wherein the decrypting of the encrypted modification key according to at least one fixed key stored in memory comprises:

retrieving the fixed key from the memory according to the received address pointer; and,

decrypting the encrypted modification key according to the retrieved fixed key.

16. The method of claim **14** wherein the decrypting of the program key according to the decrypted modification key comprises decrypting the program key according to the message segment key.

17. The method of claim **10** wherein the decrypted program comprise video.

18. An apparatus for the encryption of data comprising:

an encryption engine, wherein the encryption engine encrypts at least one program according to at least one program key, wherein the encrypted program includes a plurality of segments, wherein each segment includes eleven blocks each containing 128 bits of encrypted program data and eight bytes of non-encrypted program data, and wherein the encryption engine encrypts the program key; and,

a circuit, wherein the circuit combines the encrypted program, the encrypted program key, and non-encrypted PSI data for transmission to a receiver, wherein the non-encrypted PSI data relates to the encrypted program.

19. The apparatus of claim **18** wherein the encryption engine encrypts the program key according to at least one modification key, and wherein the circuit combines the encrypted program, the encrypted program key, the non-encrypted PSI data, and the modification key for transmission to the receiver.

20. The apparatus of claim **19** wherein the encryption engine is arranged to encrypt the modification key according

23

to at least one fixed key stored in memory, and wherein the circuit is arranged to combine the encrypted program, the encrypted program key, the non-encrypted PSI data, and the encrypted modification key for transmission to the receiver.

21. The apparatus of claim 20 wherein the circuit is further arranged to combine the encrypted program, the encrypted program key, the non-encrypted PSI data, the encrypted modification key, and an address pointer corresponding to the fixed key for transmission to the receiver.

22. An apparatus for the encryption of data, comprising:
an encryption engine, wherein the encryption engine encrypts at least one program according to at least one program key, wherein the encrypted program includes a plurality of segments, wherein each segment includes eleven blocks each containing 128 bits of encrypted program data and eight bytes of non-encrypted program data, and wherein the encryption engine encrypts the program key;

a circuit, wherein the circuit combines the encrypted program, the encrypted program key, and non-encrypted PSI data for transmission to a receiver, wherein the non-encrypted PSI data relates to the encrypted program;

wherein the encryption engine encrypts the program key according to at least one modification key,

wherein the circuit combines the encrypted program, the encrypted program key, the non-encrypted PSI data, and the modification key for transmission to the receiver;

wherein the encryption engine is arranged to encrypt the modification key according to at least one fixed key stored in memory,

wherein the circuit is arranged to combine the encrypted program, the encrypted program key, the non-encrypted PSI data, and the encrypted modification key for transmission to the receiver; and

wherein the encryption engine is arranged to modify the fixed key according to the modification key to form a message segment key and to encrypt the modification key according to the message segment key.

23. The apparatus of claim 22 wherein the circuit is further arranged to combine the encrypted program, the encrypted program key, the non-encrypted PSI data, the encrypted modification key, and an address pointer corresponding to the fixed key for transmission to the receiver.

24. The apparatus of claim 22 wherein the encryption engine is arranged to encrypt the program key according to the message segment key.

25. The apparatus of claim 18 wherein the encrypted program comprise video.

26. The apparatus of claim 18 wherein the circuit is arranged to combine the encrypted program, the encrypted program key, and the non-encrypted PSI data for transmission to the receiver as an MPEG transport stream.

27. An apparatus for decrypting data comprising:

an input, wherein the input receives at least one encrypted program, at least one encrypted program key, and non-encrypted PSI data, wherein the encrypted program includes a plurality of segments, wherein each segment includes eleven blocks each containing 128 bits of encrypted program data and eight bytes of non-encrypted program data, and wherein the non-encrypted PSI data relates to the encrypted program;

a filter, wherein the filter locates the encrypted program according to the non-encrypted PSI data; and,

a decryption engine, wherein the decryption engine decrypts the encrypted program key, and wherein the

24

decryption engine decrypts the encrypted program data of the located encrypted program according to the decrypted program key.

28. The apparatus of claim 27 wherein the input further receives at least one modification key, and wherein the decryption engine further decrypts the program key according to the received modification key.

29. The apparatus of claim 28 wherein the input further receives at least one encrypted modification key, and wherein the decryption engine further decrypts (i) the encrypted modification key according to at least one fixed key stored in memory and (ii) the encrypted program key according to the decrypted modification key.

30. The apparatus of claim 29 wherein the input further receives an address pointer, and wherein the decryption engine further (i) retrieves the fixed key from the memory according to the received address pointer and (ii) decrypts the encrypted modification key according to the retrieved fixed key.

31. An apparatus for decrypting data, comprising:

an input, wherein the input receives at least one encrypted program, at least one encrypted program key, and non-encrypted PSI data, wherein the encrypted program includes a plurality of segments, wherein each segment includes eleven blocks each containing 128 bits of encrypted program data and eight bytes of non-encrypted program data, and wherein the non-encrypted PSI data relates to the encrypted program;

a filter, wherein the filter locates the encrypted program according to the non-encrypted PSI data;

a decryption engine, wherein the decryption engine decrypts the encrypted program key, and wherein the decryption engine decrypts the encrypted program data of the located encrypted program according to the decrypted program key;

wherein the input further receives at least one modification key,

wherein the decryption engine further decrypts the program key according to the received modification key;

wherein the input further receives at least one encrypted modification key, and

wherein the decryption engine further decrypts (i) the encrypted modification key according to at least one fixed key stored in memory and (ii) the encrypted program key according to the decrypted modification key; wherein the decryption engine further (i) modifies the retrieved fixed key according to the decrypted modification key to form a message segment key and (ii) decrypts the encrypted modification key according to the message segment key.

32. The apparatus of claim 31 wherein the input further receives an address pointer, and wherein the decryption engine further (i) retrieves the fixed key from the memory according to the received address pointer and (ii) decrypts the encrypted modification key according to the retrieved fixed key.

33. The apparatus of claim 31 wherein the decryption engine decrypts the program key according to the message segment key.

34. The apparatus of claim 27 wherein the decrypted program comprise video.

35. The apparatus of claim 27 wherein the input receives the at least one encrypted program, the at least one encrypted program key, and the non-encrypted PSI data in an MPEG transport stream.