

US008078505B2

(12) **United States Patent**
Veres et al.

(10) **Patent No.:** **US 8,078,505 B2**
(45) **Date of Patent:** **Dec. 13, 2011**

(54) **METHOD AND SYSTEM FOR
AUTOMATICALLY UPDATING A SELLER
APPLICATION UTILIZED IN A
NETWORK-BASED TRANSACTION
FACILITY**

4,677,552 A	6/1987	Sibley, Jr.
4,789,928 A	12/1988	Fujisaki
4,799,156 A	1/1989	Shavit et al.
4,823,265 A	4/1989	Nelson
4,864,516 A	9/1989	Gaither et al.
4,903,201 A	2/1990	Wagner
5,063,507 A	11/1991	Lindsey et al.
5,063,523 A	11/1991	Vrenjak
5,077,665 A	12/1991	Silverman et al.
5,101,353 A	3/1992	Lupien et al.
5,136,501 A	8/1992	Silverman et al.
5,168,446 A	12/1992	Wiseman

(75) Inventors: **Robert Dean Veres**, Los Gatos, CA
(US); **Ching-Jye Liang**, San Jose, CA
(US)

(73) Assignee: **eBay Inc.**, San Jose, CA (US)

(Continued)

(*) Notice: Subject to any disclaimer, the term of this patent is extended or adjusted under 35 U.S.C. 154(b) by 1149 days.

FOREIGN PATENT DOCUMENTS

CA	2253543	3/1997
----	---------	--------

(Continued)

(21) Appl. No.: **10/252,127**

OTHER PUBLICATIONS

(22) Filed: **Sep. 20, 2002**

Grubbs, L., "Top 5 auction utilities", PC World.com, San Francisco, CA, Dec. 4, 2000.*

(65) **Prior Publication Data**

(Continued)

US 2003/0229545 A1 Dec. 11, 2003

Related U.S. Application Data

(60) Provisional application No. 60/387,638, filed on Jun. 10, 2002.

Primary Examiner — Jeffrey A Smith
Assistant Examiner — Courtney Stopp

(74) Attorney, Agent, or Firm — Schwegman, Lundberg & Woessner, P.A.

(51) **Int. Cl.**

G06Q 30/00 (2006.01)

(52) **U.S. Cl.** **705/27.1; 705/26.1; 707/1**

(58) **Field of Classification Search** **705/26, 705/27, 37**

See application file for complete search history.

(57) **ABSTRACT**

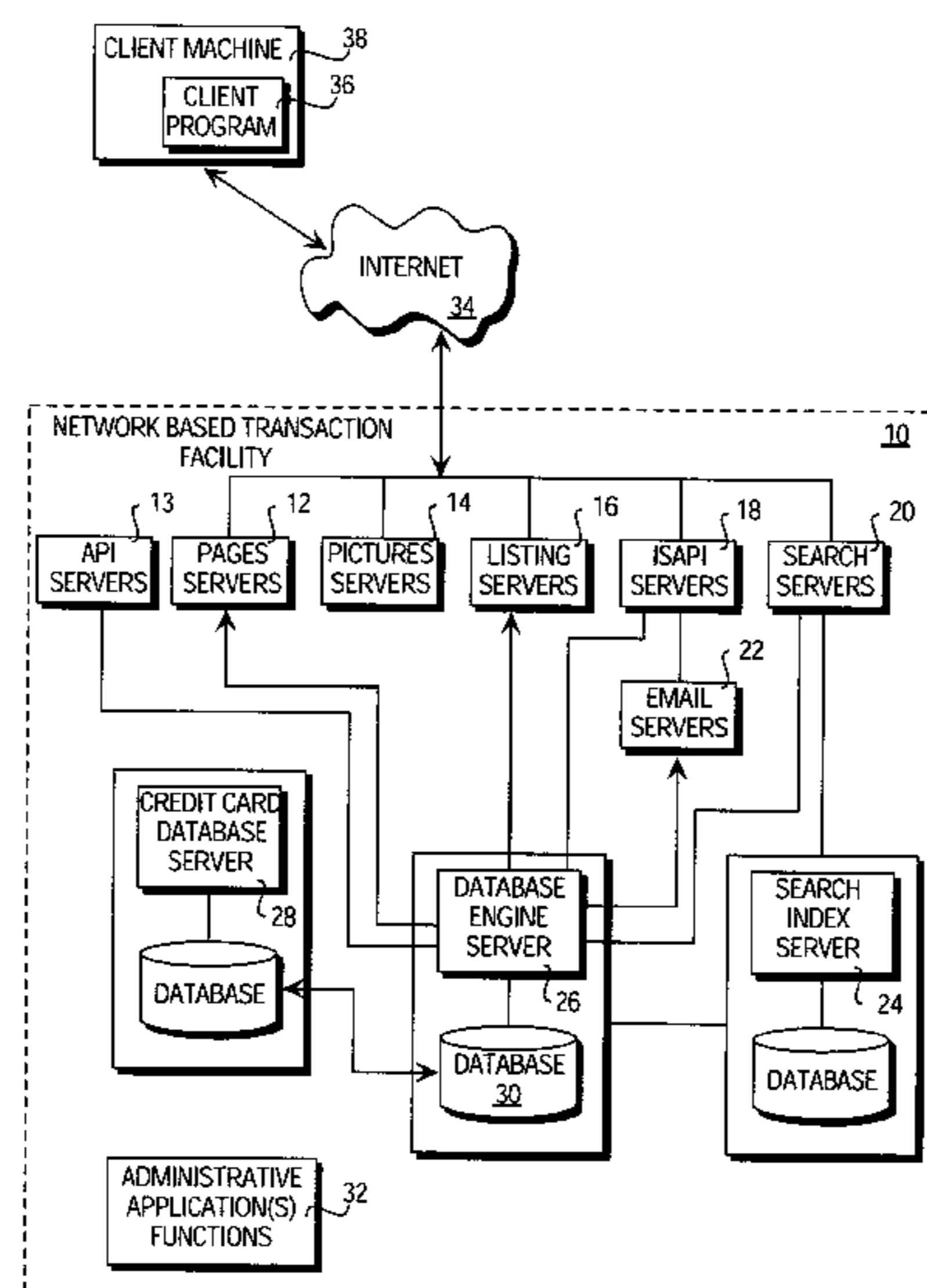
According to the present invention, there is provided a method for automatically updating a seller application upon connecting to a network-based transaction facility. The method includes receiving a request, by a seller application, to connect to the network-based transaction facility. The method also includes determining whether a category update exists for a category data structure maintained by the seller application. The method further includes downloading the category update to the seller application for each updating of a category data structure maintained by the seller application utilizing the downloaded category update.

(56) **References Cited**

U.S. PATENT DOCUMENTS

3,573,747 A	4/1971	Adams et al.
3,581,072 A	5/1971	Nymayer
4,412,287 A	10/1983	Braddock, III
4,674,044 A	6/1987	Kalmus et al.

39 Claims, 33 Drawing Sheets



US 8,078,505 B2

U.S. PATENT DOCUMENTS							
5,205,200	A	4/1993	Wright	6,047,264	A	4/2000	Fisher et al.
5,243,515	A	9/1993	Lee	6,055,518	A	4/2000	Franklin et al.
5,258,908	A	11/1993	Hartheimer et al.	6,058,379	A *	5/2000	Odom et al. 705/37
5,280,422	A	1/1994	Moe et al.	6,058,417	A	5/2000	Hess et al.
5,297,031	A	3/1994	Gutterman et al.	6,061,448	A	5/2000	Smith et al.
5,297,032	A	3/1994	Trojan et al.	6,073,117	A	6/2000	Oyanagi et al.
5,305,200	A	4/1994	Hartheimer et al.	6,085,169	A	7/2000	Walker et al.
5,325,297	A	6/1994	Bird et al.	6,085,176	A	7/2000	Woolsten
5,329,589	A	7/1994	Fraser et al.	6,092,035	A	7/2000	Kurachi et al.
5,375,055	A	12/1994	Togher et al.	6,104,815	A	8/2000	Alcorn et al.
5,394,324	A	2/1995	Clearwater	6,119,137	A	9/2000	Smith et al.
5,418,949	A	5/1995	Suzuki	6,119,229	A	9/2000	Martinez et al.
5,426,281	A	6/1995	Abecassis	6,134,533	A	10/2000	Shell
5,442,782	A	8/1995	Malatesta et al.	6,141,653	A	10/2000	Conklin et al.
5,485,510	A	1/1996	Colbert	6,144,984	A	11/2000	DeBenedictis et al.
5,497,319	A	3/1996	Chong et al.	6,151,589	A	11/2000	Aggarwal et al.
5,535,403	A	7/1996	Li et al.	6,161,082	A	12/2000	Goldberg et al.
5,553,145	A	9/1996	Micali	6,167,567	A	12/2000	Chiles et al.
5,557,728	A	9/1996	Garrett et al.	6,178,408	B1	1/2001	Copple et al.
5,596,994	A	1/1997	Bro	6,192,407	B1	2/2001	Smith et al.
5,598,557	A	1/1997	Doner et al.	6,202,051	B1	3/2001	Woolsten
5,640,569	A	6/1997	Miller et al.	6,205,418	B1	3/2001	Li et al.
5,652,896	A	7/1997	Yamauchi et al.	6,226,412	B1	5/2001	Schwab
5,657,389	A	8/1997	Houvener	6,243,691	B1	6/2001	Fisher et al.
5,664,115	A	9/1997	Fraser	6,266,651	B1	7/2001	Woolston
5,689,652	A	11/1997	Lupien et al.	6,266,652	B1	7/2001	Godin et al.
5,694,546	A	12/1997	Reisman	6,275,789	B1	8/2001	Moser et al.
5,696,909	A	12/1997	Wallner	6,282,507	B1	8/2001	Horiguchi et al.
5,706,457	A	1/1998	Dwyer et al.	6,292,769	B1	9/2001	Flanagan et al.
5,710,889	A	1/1998	Clark et al.	6,301,554	B1	10/2001	Christy
5,715,314	A	2/1998	Payne et al.	6,317,727	B1	11/2001	May
5,715,402	A	2/1998	Popolo	6,326,985	B1	12/2001	Tazoe et al.
5,717,989	A	2/1998	Tozzoli et al.	6,336,105	B1	1/2002	Conklin et al.
5,722,418	A	3/1998	Bro	6,339,755	B1	1/2002	Hetherington et al.
5,724,524	A	3/1998	Hunt et al.	6,349,275	B1	2/2002	Schumacher et al.
5,727,165	A	3/1998	Ordish et al.	6,363,337	B1	3/2002	Amith
5,758,126	A	5/1998	Daniels et al.	6,389,427	B1	5/2002	Faulkner
5,771,291	A	6/1998	Newton et al.	6,396,515	B1	5/2002	Hetherington et al.
5,771,380	A	6/1998	Tanaka et al.	6,415,270	B1 *	7/2002	Rackson et al. 705/36 R
5,778,213	A	7/1998	Shakib et al.	6,421,653	B1	7/2002	May
5,790,790	A	8/1998	Smith et al.	6,446,048	B1	9/2002	Wells et al.
5,794,219	A	8/1998	Brown	6,460,015	B1	10/2002	Hetherington et al.
5,799,285	A *	8/1998	Klingman 705/26	6,463,404	B1	10/2002	Appleby
5,803,500	A	9/1998	Mossberg	6,473,729	B1	10/2002	Gastaldo et al.
5,818,914	A	10/1998	Fujisaki	6,493,661	B1	12/2002	White et al.
5,826,244	A	10/1998	Huberman	6,507,813	B2	1/2003	Veditz et al.
5,835,896	A	11/1998	Fisher et al.	6,567,821	B1	5/2003	Polk
5,835,911	A	11/1998	Nakagawa et al.	6,570,591	B1	5/2003	Crovetto et al.
5,845,265	A	12/1998	Woolston	6,571,241	B1	5/2003	Nosohara
5,845,266	A	12/1998	Lupien et al.	6,574,239	B1	6/2003	Dowling et al. 370/469
5,846,265	A	12/1998	McGregor et al.	6,598,026	B1	7/2003	Ojha et al.
5,850,442	A	12/1998	Muftic	6,623,529	B1	9/2003	Lakritz
5,857,188	A	1/1999	Douglas	6,647,373	B1	11/2003	Carlton-Foss
5,857,201	A	1/1999	Wright, Jr. et al.	6,665,676	B2 *	12/2003	Twig et al. 1/1
5,857,203	A	1/1999	Kauffman et al.	6,721,715	B2	4/2004	Nemzow
5,870,722	A	2/1999	Albert et al.	6,732,161	B1	5/2004	Hess et al.
5,872,848	A	2/1999	Romney et al.	6,771,291	B1	8/2004	DiStefano
5,873,069	A	2/1999	Reuhl et al.	6,799,165	B1	9/2004	Boesjes
5,874,412	A	2/1999	Priebe et al.	6,857,022	B1	2/2005	Scanlan
5,884,056	A	3/1999	Steele	6,965,882	B1	11/2005	Lapstun et al.
5,884,247	A	3/1999	Christy	7,007,026	B2	2/2006	Wilkinson et al.
5,890,138	A	3/1999	Godin et al.	7,076,453	B2	7/2006	Jammes et al.
5,905,974	A	5/1999	Fraser et al.	7,133,835	B1	11/2006	Fusz et al.
5,905,975	A	5/1999	Aussubel	7,165,041	B1	1/2007	Guheen et al.
5,909,544	A	6/1999	Anderson et al. 395/200.38	7,191,393	B1	3/2007	Chin et al.
5,920,725	A	7/1999	Ma et al.	7,234,110	B2	6/2007	Sumitomo
5,922,074	A	7/1999	Richard et al.	7,251,612	B1	7/2007	Parker et al.
5,923,885	A	7/1999	Johnson et al.	7,315,826	B1	1/2008	Guheen et al.
5,924,072	A	7/1999	Havens	7,340,389	B2	3/2008	Vargas
5,926,794	A	7/1999	Fethe	7,660,740	B2	2/2010	Boone et al.
5,944,790	A	8/1999	Levy	7,752,266	B2	7/2010	Grove
5,966,685	A	10/1999	Flanagan et al.	7,895,082	B2	2/2011	Veres et al.
5,974,412	A	10/1999	Hazelhurst et al.	7,941,348	B2	5/2011	Veres et al.
5,991,739	A	11/1999	Cupps et al.	2001/0011241	A1	8/2001	Nemzow
6,018,742	A	1/2000	Herbert, III	2001/0027472	A1	10/2001	Guan
6,035,288	A	3/2000	Solomon	2001/0039531	A1 *	11/2001	Aoki 705/37
6,035,402	A	3/2000	Vaeth et al.	2001/0049707	A1	12/2001	Tran
6,044,363	A	3/2000	Mori et al.	2002/0029182	A1	3/2002	Nakagawa
				2002/0042835	A1 *	4/2002	Pepin et al. 707/101

2002/0046137	A1	4/2002	Odom et al.
2002/0073111	A1	6/2002	Heyliger
2002/0082953	A1	6/2002	Batham et al.
2002/0082977	A1*	6/2002	Hammond et al. 705/37
2002/0099562	A1*	7/2002	Bruce et al. 705/1
2002/0123959	A1	9/2002	Mozley et al.
2002/0184610	A1	12/2002	Chong et al.
2003/0005159	A1	1/2003	Kumhyr
2003/0009392	A1*	1/2003	Perkowski 705/26
2003/0018885	A1	1/2003	Landsman et al.
2003/0055747	A1	3/2003	Carr et al.
2003/0083952	A1	5/2003	Simpson et al.
2003/0084051	A1	5/2003	Depura et al.
2003/0093326	A1	5/2003	Poon et al.
2003/0110047	A1	6/2003	Santosuosso et al.
2003/0115484	A1	6/2003	Moriconi et al.
2003/0139975	A1	7/2003	Perkowski
2003/0154134	A1	8/2003	Wang
2003/0167213	A1	9/2003	Jammes et al.
2004/0073507	A1	4/2004	Scott et al.
2005/0102151	A1	5/2005	Fuwa et al.
2006/0074792	A1	4/2006	Wagoner et al.
2006/0200353	A1	9/2006	Bennett
2007/0112643	A1	5/2007	Veres et al.
2008/0052367	A1	2/2008	Liu et al.
2010/0131510	A1	5/2010	Boone et al.
2010/0228536	A1	9/2010	Grove

FOREIGN PATENT DOCUMENTS

FR	2658635	A1	2/1991
JP	2000-322490		11/2000
JP	2001000469		1/2001
JP	04-094643		3/2004
NL	9300266		2/1993
WO	WO 92/15174		2/1992
WO	WO95/17711		6/1995
WO	WO 96/34356		4/1996
WO	WO 97/37315		3/1997
WO	WO99/63461		12/1999
WO	WO-0058862		10/2000
WO	WO-0182115		11/2001
WO	WO-03/038560	A2	5/2003
WO	WO-03038560		5/2003
WO	WO-03038560	A2	5/2003
WO	WO-03104931	A3	12/2003

OTHER PUBLICATIONS

“International Search Report”, PCT/US02/04692, (Feb. 11, 2002).
 “International Search Report”, PCT/US99/18510, (Aug. 12, 1999).
 “International Search Report”, PCT/US01/12398, (Apr. 16, 2001).
 “International Search Report”, PCT/US01/04811, (Feb. 14, 2001).
 “International Search Report”, PCT/US99/29312, (Dec. 8, 1999).
 “International Search Report”, PCT/US00/32088, (Nov. 20, 2000).
 “International Search Report”, PCT/US01/02584, (Jan. 26, 2001).
 “Mediapraise”, *Mediapraise receives national award for web-based technology that enables companies to solve thorn HR problem.* *Business Editors.*, (Dec. 14, 1998).
 Merrill, Kevin , “GE Capital to Extend Integrator Buying Spree”, *Computer Resell News*, <http://www.crn.com>, (Jul. 8, 1996),p. 31-32.
 “International Search Report”, PCT/US00/17136, (Jun. 21, 2000).
 “International Search Report”, PCT/US01/23854, (Jul. 24, 2001).
 “Subasta.com Enters Into Strategic Partnership With From2.com”, *Business Wire*, 06242815 Dialog File 20: see p. 1., (Jul. 16, 1999).
 “Subasta.com The Premier Online Auction Board for Latin America, Spain, and the Hispanic Sector of the U.S., Has Attracted Over 60,000 Viewers in Less Than Two Months!”, *Business Wire*, 06240372 Dialog File 20: see all pages., (Jul. 16, 1999).
 “United Technologies: UTC’s Carrier Corp. Teams With FreeMarkets to Create Largest Asian-based B2B Online Auction Market to Date; UTC Division Identifies Average Annual Savings of More Than 16 Percent on Electric Motors Through FreeMarkets B2B Marketplace”, *M2 Presswire*, 10190474 Dialog File 20: see all pages., (Mar. 22, 2000).
 “Yahoo! Auctions Celebrates One-Year Anniversary; As Online Auction Usage Continues to Grow, Yahoo! is Quickly Becoming The

World Marketplace of the New Millennium.”, *Business Wire*, 07211889 Dialog File 20: see all pages., (Sep. 14, 1999).
 Akin, D , “Web Retailing Gains Market Muscle As Concerns Fade: Record Season: Increasing Numbers of Sites Catering for Canadian Dollar”, *Financial Post*, 03856053 Dialog File 20: see all pages., (Dec. 26, 1998),7.
 Reck, Martin , “Formally Specifying and Automated Trade Execution System”, *Journal of Systems and Software*, vol. 21., (1993),245-252.
 “International Search Report”, PCT/US03/17915, (Nov. 26, 2003).
 Andale Overview, http://www.andale.com/corp/products/qs_overview.jsp, pp. 1-4, Dec. 18, 2002.
 Andale Lister: Inventory Dashboard, http://www.andale.com/corp/products/qs_sell_details_invdashboard.jsp, pp. 1-2, Dec. 18, 2002.
 Andale Lister: Bulk List, http://www.andale.com/corp/products/qs_sell_details_bulklist.jsp, p. 1, Dec. 18, 2002.
 Andale Lister, <http://www.andale.com/corp/products/sell.jsp>, pp. 1-3, Dec. 18, 2002.
 Andale Lister. Launch Scheduler, http://www.andale.com/corp/products/qs_sell_details_launchsched.jsp, pp. 1-2, Dec. 18, 2002.
 Andale Lister. Design Center, http://www.andale.com/corp/products/qs_sell_details_designcenter.jsp, pp. 1-2, Dec. 18, 2002.
 Andale Lister. Online or Offline, http://www.andale.com/corp/products/qs_sell_details_onoffline.jsp, pp. 1-2, Dec. 18, 2002.
 Andale Lister In-line Images, http://www.andale.com/corp/products/qs_sell_details_inlineimg.jsp, pp. 1-2, Dec. 18, 2002.
 Malone, T.W.; Yates, J; et al., “Electronic Markets and Electronic Hierarchies”, *Communications—of the ACM*, Jun. 1987, pp. 484-497, vol. 30, No. 6.
 Warbelow, A; Kokuryo, J, “Aucnet: TV Auction Network System”. *Harvard Business School Case/Study*, Jul. 1989, pp. 1-15, HBVR# 9-190-001, USA.
 “Personal Optimized Decision/Transaction Program”, *IBM Technical Disclosure Bulletin*, Jan. 1995, pp. 83-84, vol. 38, No. 1.
 Neo, B.S, “The implementation of an electronic market for pig trading in Singapore”, *Journal of Strategic Information Systems*, Dec. 1992, pp. 278-288, vol. 1.
 Rockoff, T.E; Groves, M., “Design of an Internet-based system for remote Dutch auctions”, *Internet Research—Electronic Networking Applications and Policy*, Jan. 1, 1995, vol. 5, No. 4, pp. 10-16.
 Massimb, M.N.; Phelps, B.D., “Electronic Trading, Market Structure and Liquidity”, *Financial Analysts Journal*, Jan.-Feb. 1994, vol. 50, No. 1, pp. 39-50.
 Post, D.L; Coppinger, S.S, et al., “Application of Auctions as a Pricing Mechanism for the Interchange of Electric Power”, *IEEE Transactions on Power Systems*, Aug. 1995, pp. 7, vol. 10, No. 3.
 Hess, C.M; Kemerer, C.F., “Computerized Loan Organization System: An Industry Case Study of the Electronic Markets Hypothesis”, *MIS Quarterly*, Sep. 1994, vol. 18, No. 3, pp. 251-274.
 Reck, Martin, “Formally Specifying and Automated Trade Execution System”, *Journal of Systems and Software*, 1993, pp. 245-252, vol. 21.
 “Anonymous Delivery of Goods in Electronic Commerce”, *IBM Technical Disclosure Bulletin*, Mar. 1996, pp. 363-366, vol. 39, No. 3.
 Lee, Ho G., “Electronic Brokerage and Electronic Auction: The Impact of IT on Market Structures”, *Proceedings of the 29th HICSS*, 1996, pp. 397-406, vol. IV.
 Clemons, E; Weber, B., “Evaluating the Prospects for Alternative Electronic Securities Markets”, *International Conference on Information Systems*, 1991, pp. 53-61, vol. 12.
 Mardesich, J., “Onsale takes auction gavel electronic”, *Computer Reseller News*, Jul. 8, 1996, p. 2 continued on p. 32.
 “Onsale joins fray as online shopping picks up speed: Internet Booms”, *Computer Reseller News*, Jun. 5, 1995, p. 73 (www.dialogweb.com).
 Siegmann, Ken, “Nowhere to go but up”, *PC Week*, Oct. 23, 1995, p. 1-3, vol. 12, No. 42 (www.dialogweb.com).
 “Onsale: Onsale Brings Thrill of Auctions and Bargain Hunting Online; Unique Internet retail service debuts with week-long charity auction for the Computer Museum in Boston”, May 24, 1995, (pp. 3) Dialog Web. 0489267 BW0022.

- Schmid, B.F., "The Development of Electronic Commerce", *Newsletter of the Competence Centre Electronic Markets*, Oct. 1993, No. 9/10.
- Tjostheim, I; Eide, J., "A case study of an on-line auction for the World Wide Web", Norwegian Computing Center, No Date Given, www.nr.no/gem/elcom/publikasjoner/enter98e.html.
- Graham, I., "The Emergence of Linked Fish Markets in Europe", *Focus Theme*, No Date Given.
- Reck, Martin, "Traing-Process Characteristics of Electronic Auctions", *Focus Theme*, No Date Given.
- Van Heck, E.; Ribbers, P.M., "Experiences with Electronic Auctions in the Dutch Flower Industry", *Focus Theme*, No Date Given.
- Lee, H.G., "AUCNET: Electronic Intermediary for Used-car Transactions", *Focus Theme*, No Date Given.
- Klein, S., "Introduction to Electronic Auctions", *Focus Theme*, No Date Given.
- Turban, E., "Auctions and Bidding on the Internet an Assessment", *Focus Theme*, No Date Given.
- Zwass, Vladimir, "Electronic Commerce: Structures and Issues", *International Journal of Electronic Commerce*, Fall 1996, pp. 3-23, vol. 1, No. 1, pp. 3-23 (www.cba.bgsu.edu).
- Priest, Chris; van Tol, Maarten, "Adaptive agents in a persistent shout double auction", Proceedings of the First International Conference on Information and Computation Economies, Oct. 25-281, 1998, Charleston, US.
- Resnick, Paul; Zeckhauser, Richard; Friedman, Eric; Kuwabara, Ko, "Reputation Systems", Association for Computing Machinery, *Communications of the ACM*, vol. 43, No. 12, pp. 45-48 (Dialog).
- Meade, Jim, visual 360: a performance appraisal system that's "fun"., *HR Magazine*, Jul. 1999 (Dialog file).
- "Hello direct store joins eBay network of merchants", *PR Newswire*, New York, NY, (May 23, 2002),1.
- "Mediappraise Receives National Award For Web-based Technology That Enables Companies to Solve Thorny HR Problem", *Business Wire Press Release*, (Dec. 15, 1998),1-2.
- "Yahoo! Auctions Celebrates One-Year Anniversary; As Online Auction Usage Continues to Grow, Yahoo! Is Quickly Becoming the World Marketplace of the New Millennium", *Business Wire*, (Sep. 14, 1999),3 pages.
- Akin, David , "Web retailing gains market muscle as concerns fade: Record season: Increasing number of sites catering for Canadian dollars", *Financial Post*, p04, (Dec. 26, 1998),3 pages.
- Baumann, G. W., "Personal Optimized Decision/Transaction Program", *IBM Technical Disclosure Bulletin*., (Jan. 1995),83-84.
- Business Wire, "Subasta.com Enters Into Strategic Partnership with From2.com", *Business Wire*, Obtained from Proquest, Document No. 43206061,(Jul. 16, 1999),2 pages.
- Business Wire, "Subasta.com, the Premier Online Auction Board for Latin America, Spain, and the Hispanic Sector of the U.S., Has Attracted Over 60,000 Viewers in Less Than Two Months!", *Business Wire*, (Jul. 16, 1999),2 pages.
- Business Wire, "Yahoo! Launches Three New European Auctions Services; Yahoo! Italy, Yahoo! Spain and Yahoo! Sweden Unveil New Local Auctions", *Business Wire*, Obtained from Proquest, Document No. 45061209,(Sep. 23, 1999),3 pages.
- Cooper, C. , et al., "Playing Catch-Up: U.S. Web Firms Get Slow Start in Europe, Amid Crowded Field—Used to Being First and Best at Home, They Stumble in World's No. 2 Market—Pouncing on Amazon Delays", *Wall Street Journal Europe*, Obtained from Proquest, Document No. 46338867,(Nov. 15, 1999),5 pages.
- Grubbs, L. , "Top 5 auction utilities", PC World.com. San Francisco, CA, (Dec. 4, 2000),1.
- M2 Presswire, "HP completes online strategy with launch of e-commerce site", Proquest#43225990,(Jun. 29, 1999),3.
- M2 Presswire, "United Technologies: UTC's Carrier Corp. teams with FreeMarkets to create largest Asian-based B2B online auction market to date; UTC Division identifies average annual savings of more than 16 percent on electric motors through FreeMarkets B2B eMarketpla", *M2 Presswire*, (Mar. 22, 2000),2 pages.
- Merrill, Kevin , "GE Capital to extend integrator buying spree. (GE Capital Technology", *Computer Reseller News*, n691, (Jul. 8, 1996),2(1).
- Pollick, M. , "Sold! on eBay: As antique and collectible dealers see their sales increase through online auctions such as eBay, more of them are deciding that the internet is not something to be afraid of", *Sarasota Herald Tribune*, Obtained from Proquest, Document No. 45499060,(Oct. 11, 1999),8 pages.
- PR Newswire Europe Ltd., "Mitsubishi Venture, Wells Fargo Partner To Offer Multi-Currency E-Commerce Storefront", *PR Newswire*, Obtained from Proquest, Document No. 393456965,(Mar. 1, 1999),3 pages.
- Schneider, G. M., et al., "An Introduction to Programming and Problem Solving with Pascal", *An Introduction to Programming and Problem Solving with Pascal, Second Edition*, John Wiley & Sons, Inc., New York,(1982),3 Pages.
- Wilson, T. , "Act Globally, Think Locally", *InternetWeek, Issue 789*, Obtained from Proquest, Document No. 46352181,(Nov. 15, 1999), 4 p.
- eBay:Internet Archive Wayback Machine*, www.archive.org/www.ebay.com; 07 , 12, (Oct. 1999),8 pgs.
- "New eBay-like auction software released", *Business Wire*, Business Editors/High-Tech Writers; Business Wire; New York,(Mar. 17, 1999),2 pp.
- "Subasta.com,the Premier Online Auction Board for Latin America, Spain, and the Hispanic Sector of the U.S., has Attracted Over 60,000 Viewers in Less than Two Months!", *Business Wire*, Proquest # 43203028,(Jul. 16, 1999),3pgs.
- "Yahoo Homepage", *Internet Archive Wayback Machine*, <http://web.archive.org/web/19991003015603/http://www.yahoo.com/index.html>,(Oct. 3, 1999),1 p.
- "Yahoo!—Regional:Countries:Afghanistan", <http://web.archive.org/web/20060921181441/http://dir.yahoo.com/Regional/countries/afghanistan>, (Jun. 16, 1997).
- "Yahoo!—Regional:Countries:Sweden", <http://web.archive.org/web/19970616194441/www.yahoo.com/Regional/Countries/Sweden/>, (Jun. 16, 1997).
- Tapscott, D., "eBay endagners traditional papers auctioneer can pack far more punch in your sales pitch", *National Post*, Proquest# 54945579,(Oct. 9, 1999),3 pgs.
- Wilson, D., "Going . . . Going . . . Gone! Bargain-hunters and collectors can scour auctions from home via the internet", *The Gazette*, Proquest #4116732,(Apr. 27, 1999),4 pgs.
- www.AuctionWatch.com, recovered from www.archive.org on Jun. 8, 2007, (Aug. 15, 2000),30 pages.
- "U.S. Appl. No. 09/602,110 Advisory Action mailed May 26, 2006", 3 pgs.
- "U.S. Appl. No. 09/602,110 Final Office Action mailed Mar. 8, 2006", 13 pgs.
- "U.S. Appl. No. 09/602,110 Final Office Action mailed Sep. 2, 2004", 13 pgs.
- "U.S. Appl. No. 09/602,110 Final Office Action mailed Nov. 21, 2005", 13 pgs.
- "U.S. Appl. No. 09/602,110 Non Final Office Action mailed Jan. 21, 2004", 25 pgs.
- "U.S. Appl. No. 09/602,110 Non Final Office Action mailed Apr. 5, 2005", 13 pgs.
- "U.S. Appl. No. 09/602,110 Response filed Jan. 3, 2005 to Final Office Action mailed Sep. 2, 2004", 16 pgs.
- "U.S. Appl. No. 09/602,110 Response filed Jan. 23, 2006 to Final Office Action mailed Nov. 21, 2005", 15 pgs.
- "U.S. Appl. No. 09/602,110 Response filed May 8, 2006 to Final Office Action mailed Mar. 8, 2006", 17 pgs.
- "U.S. Appl. No. 09/602,110 Response filed Aug. 4, 2005 to Non Final Office Action mailed Apr. 5, 2005", 19 pgs.
- "U.S. Appl. No. 09/905,525, Response filed Sep. 25, 2007 to Non-Final Office Action mailed Jun. 25, 2007", 17 pgs.
- "U.S. Appl. No. 09/905,525 Final Office Action mailed Jun. 29, 2006", 20 pgs.
- "U.S. Appl. No. 09/905,525 Non Final Office Action mailed Jun. 25, 2007", 16 pgs.
- "U.S. Appl. No. 09/905,525 Non Final Office Action mailed Dec. 12, 2005", 14 pgs.
- "U.S. Appl. No. 09/905,525 Non Final Office Action mailed Dec. 14, 2004", 33 pgs.

- “U.S. Appl. No. 09/905,525 Non Final Office Action mailed Dec. 18, 2006”, 15 pgs.
- “U.S. Appl. No. 09/905,525 Response filed Mar. 19, 2007 to Non Final Office Action mailed Dec. 18, 2006”, 9 pgs.
- “U.S. Appl. No. 09/905,525 Response filed Apr. 12, 2006 to Non Final Office Action mailed Dec. 12, 2005”, 8 pgs.
- “U.S. Appl. No. 09/905,525 Response filed Apr. 13, 2005 to Non Final Office Action mailed Dec. 14, 2004”, 17 pgs.
- “U.S. Appl. No. 09/905,525 Response filed Sep. 22, 2006 to Final Office Action mailed Jun. 29, 2006”, 19 pgs.
- “U.S. Appl. No. 09/976,301 Advisory Action mailed Sep. 30, 2005”, 3 pgs.
- “U.S. Appl. No. 09/976,301 Advisory Action mailed Nov. 30, 2006”, 3 pgs.
- “U.S. Appl. No. 09/976,301 Final Office Action mailed Jul. 13, 2005”, 11 pgs.
- “U.S. Appl. No. 09/976,301 Final Office Action mailed Aug. 25, 2006”, 14 pgs.
- “U.S. Appl. No. 09/976,301 Non Final Office Action mailed Mar. 9, 2007”, 13 pgs.
- “U.S. Appl. No. 09/976,301 Non Final Office Action mailed Nov. 24, 2004”, 31 pgs.
- “U.S. Appl. No. 09/976,301 Non Final Office Action mailed Dec. 16, 2005”, 17 pgs.
- “U.S. Appl. No. 09/976,301 Response filed Apr. 6, 2005 to Non Final Office Action mailed Nov. 24, 2004”, 15 pgs.
- “U.S. Appl. No. 09/976,301 Response filed May 16, 2006 to Non Final Office Action mailed Dec. 16, 2005”, 24 pgs.
- “U.S. Appl. No. 09/976,301 Response filed Jun. 7, 2007 to Non Final Office Action mailed Mar. 9, 2007”, 7 pgs.
- “U.S. Appl. No. 09/976,301 Response filed Sep. 13, 2005 to Final Office Action mailed Jul. 13, 2005”, 13 pgs.
- “U.S. Appl. No. 09/976,301 Response filed Oct. 13, 2005 to Advisory Action mailed Sep. 30, 2005”, 14 pgs.
- “U.S. Appl. No. 09/976,301 Response filed Oct. 24, 2006 to Final Office Action mailed Aug. 25, 2006”, 6 pgs.
- “U.S. Appl. No. 09/976,301 Response filed Dec. 19, 2006 to Advisory Action mailed Nov. 30, 2006”, 16 pgs.
- “U.S. Appl. No. 10/252,126 Final Office Action mailed Jun. 27, 2006”, 13 pgs.
- “U.S. Appl. No. 10/252,126 Non Final Office Action mailed Jan. 30, 2007”, 11 pgs.
- “U.S. Appl. No. 10/252,126 Non Final Office Action mailed Feb. 3, 2006”, 30 pgs.
- “U.S. Appl. No. 10/252,126 Non Final Office Action mailed Aug. 20, 2007”, 10 pgs.
- “U.S. Appl. No. 10/252,126 Response filed May 3, 2006 to Non Final Office Action mailed Feb. 3, 2006”, 7 pgs.
- “U.S. Appl. No. 10/252,126 Response filed Jun. 25, 2007 to Non Final Office Action mailed Jan. 30, 2007”, 11 pgs.
- “U.S. Appl. No. 10/252,129 Advisory Action mailed Mar. 13, 2007”, 3 pgs.
- “U.S. Appl. No. 10/252,129 Final Office Action mailed Dec. 27, 2006”, 15 pgs.
- “U.S. Appl. No. 10/252,129 Non Final Office Action mailed May 15, 2007”, 10 pgs.
- “U.S. Appl. No. 10/252,129 Non Final Office Action mailed Aug. 18, 2006”, 32 pgs.
- “U.S. Appl. No. 10/252,129 Response filed Feb. 22, 2007 to Final Office Action mailed Dec. 27, 2006”, 14 pgs.
- “U.S. Appl. No. 10/252,129 Response filed Aug. 13, 2007 to Non-Final Office Action mailed May 15, 2007”, 16 pgs.
- “U.S. Appl. No. 10/252,129 Response filed Oct. 5, 2006 to Non Final Office Action mailed Aug. 18, 2006”, 15 pgs.
- “Chinese office action issued Mar. 23, 2007 in Application No. 02824589”, 16 pgs.
- “Ebay: Internet Archive Wayback Machine/www.archive.org;”, www.ebay.com; Oct. 2, 4, 7, 12, 13, 1999, 23 pgs., (1999).
- McClenahan, John , “Net Gains” *Industry Week, Proquest # 41808971*, 8 pgs., (05 17 99).
- Pressler, Margaret , “Sells on eBay; Housewife finds herself head multinational software firm”, *Washington Post, Proquest # 44484325*, (09 05 99), 3 pgs.
- “U.S. Appl. No. 09/602,110, Advisory Action filed Feb. 22, 2010”, 3 pgs.
- “U.S. Appl. No. 09/602,110, Appeal Brief filed Apr. 26, 2010”, 37 pgs.
- “U.S. Appl. No. 09/602,110, Appeal Brief filed Dec. 5, 2006”, 34 pgs.
- “U.S. Appl. No. 09/602,110, Appeal Decision mailed Feb. 28, 2008”, 13 pgs.
- “U.S. Appl. No. 09/602,110, Decision on Pre-Appeal Brief mailed Aug. 15, 2006”, 2 pgs.
- “U.S. Appl. No. 09/602,110, Examiner’s Answer to Appeal Brief mailed Jun. 11, 2010”, 20 pgs.
- “U.S. Appl. No. 09/602,110, Final Office Action mailed Nov. 17, 2008”, 12 pgs.
- “U.S. Appl. No. 09/602,110, Final Office Action mailed Nov. 25, 2009”, 17 pgs.
- “U.S. Appl. No. 09/602,110, Non-Final Office Action mailed Mar. 18, 2009”, 19 pgs.
- “U.S. Appl. No. 09/602,110, Non-Final Office Action mailed Jul. 21, 2008”, 12 pgs.
- “U.S. Appl. No. 09/602,110, Pre-Appeal Brief Request filed Jun. 27, 2006”, 4 pgs.
- “U.S. Appl. No. 09/602,110, Reply Brief filed May 7, 2007”, 11 pgs.
- “U.S. Appl. No. 09/602,110, Reply Brief filed Aug. 11, 2010”, 6 pgs.
- “U.S. Appl. No. 09/602,110, Response filed Jan. 25, 2010 to Final Office Action mailed Nov. 25, 2009”, 22 pgs.
- “U.S. Appl. No. 09/602,110, Response filed Feb. 17, 2009 to Final Office Action mailed Nov. 17, 2008”, 21 pgs.
- “U.S. Appl. No. 09/602,110, Response filed May 21, 2004 to Non-Final Office Action mailed Jan. 31, 2004”, 18 pgs.
- “U.S. Appl. No. 09/602,110, Response filed Jul. 20, 2009 to Non Final Office Action mailed Mar. 18, 2009”, 21 pgs.
- “U.S. Appl. No. 09/602,110, Response filed Oct. 21, 2008 to Non-Final Office Action mailed Jul. 21, 2008”, 19 pgs.
- “U.S. Appl. No. 09/905,525, Advisory Action mailed May 2, 2008”, 5 pgs.
- “U.S. Appl. No. 09/905,525, Final Office Action mailed Jan. 10, 2008”, 15 pgs.
- “U.S. Appl. No. 09/905,525, Non-Final Office Action mailed Mar. 5, 2009”, 25 pgs.
- “U.S. Appl. No. 09/905,525, Non-Final Office Action mailed Aug. 22, 2008”, 17 pgs.
- “U.S. Appl. No. 09/905,525, Notice of Allowance mailed Sep. 18, 2009”, 11 pgs.
- “U.S. Appl. No. 09/905,525, Response filed Mar. 27, 2008 to Non Final Office Action mailed Jan. 10, 2008”, 17 pgs.
- “U.S. Appl. No. 09/905,525, Response filed Jun. 5, 2009 to Non Final Office Action mailed Mar. 5, 2009”, 19 pgs.
- “U.S. Appl. No. 09/905,525, Response filed Jun. 10, 2008 to Advisory Action mailed May 2, 2008”, 20 pgs.
- “U.S. Appl. No. 09/905,525, Response filed Nov. 24, 2008 to Non Final Office Action mailed Aug. 22, 2008”, 17 pgs.
- “U.S. Appl. No. 09/976,301, 312 Amendment filed Jan. 10, 2010”, 4 pgs.
- “U.S. Appl. No. 09/976,301, Advisory Action mailed Jun. 9, 2008”, 5 pgs.
- “U.S. Appl. No. 09/976,301, Advisory Action mailed Aug. 13, 2009”, 3 pgs.
- “U.S. Appl. No. 09/976,301, Decision on Pre-Appeal Brief mailed Jul. 29, 2008”, 2 pgs.
- “U.S. Appl. No. 09/976,301, Examiner Interview Summary mailed Sep. 9, 2009” 4 pgs.
- “U.S. Appl. No. 09/976,301, Final Office Action mailed Mar. 17, 2008”, 14 pgs.
- “U.S. Appl. No. 09/976,301, Final Office Action mailed Jun. 4, 2009”, 15 pgs.
- “U.S. Appl. No. 09/976,301, Non Final Office Action mailed Sep. 13, 2007”, 12 pgs.
- “U.S. Appl. No. 09/976,301, Non-Final Office Action mailed Dec. 23, 2008”, 23 pgs.
- “U.S. Appl. No. 09/976,301, Notice of Allowance mailed Dec. 2, 2009”, 13 pgs.
- “U.S. Appl. No. 09/976,301, Pre-Appeal Brief Request filed Jun. 16, 2008”, 5 pgs.

- “U.S. Appl. No. 09/976,301, PTO Response to 312 Amendment mailed Feb. 3, 2010”, 2 pgs.
- “U.S. Appl. No. 09/976,301, Response filed Mar. 23, 2009 to Non Final Office Action mailed Dec. 23, 2008”, 19 pgs.
- “U.S. Appl. No. 09/976,301, Response filed May 19, 2008 to Final Office Action mailed Mar. 17, 2008”, 19 pgs.
- “U.S. Appl. No. 09/976,301, Response filed Aug. 4, 2009 to Final Office Action mailed Jun. 4, 2009”, 15 pgs.
- “U.S. Appl. No. 09/976,301 Response filed Dec. 13, 2007 to Non-Final Office Action mailed Sep. 13, 2007”, 17 pgs.
- “U.S. Appl. No. 09/976.301, Response filed Sep. 4, 2009 to Final Office Action mailed Jun. 4, 2009”, 20 pgs.
- “Application U.S. Appl. No. 10/252,126, Appeal Brief filed Feb. 4, 2009”, 22 pgs.
- “U.S. Appl. No. 10/252,126, Examiner’s Answer to Appeal Brief mailed Apr. 29, 2009”, 12 pgs.
- “U.S. Appl. No. 10/252,126, Final Office Action mailed Feb. 26, 2008”, 12 pgs.
- “U.S. Appl. No. 10/252,126, Final Office Action mailed Sep. 4, 2008”, 13 pgs.
- “U.S. Appl. No. 10/252,126, Notice of Allowance mailed Dec. 30, 2010”, 13 pgs.
- “U.S. Appl. No. 10/252,126, Response filed Jul. 28, 2008 to Final Office Action mailed Feb. 26, 2008”, 7 pgs.
- “U.S. Appl. No. 10/252,126, Response filed Oct. 27, 2006 to Final Office Action mailed Jun. 27, 2006”, 8 pgs.
- “U.S. Appl. No. 10/252,126, Response filed Dec. 20, 2007 to Non-Final Office Action mailed Aug. 20, 2007”, 8 pgs.
- “U.S. Appl. No. 10/252,126, Response filed Dec. 29, 2005 to Restriction Requirement mailed Oct. 31, 2005”, 5 pgs..
- “U.S. Appl. No. 10/252,126, Restriction Requirement mailed Oct. 31, 2005”, 7 pgs.
- “U.S. Appl. No. 10/252,128, Appeal Brief filed Dec. 15, 2009”, 23 pgs.
- “U.S. Appl. No. 10/252,128, Decision on Pre-Appeal Brief Request mailed Oct. 15, 2009”, 2 pgs.
- “U.S. Appl. No. 10/252,128, Examiner’s Answer to Appeal Brief mailed Mar. 31, 2010”, 11 pgs.
- “U.S. Appl. No. 10/252,128, Final Office Action mailed Apr. 3, 2009”, 27 pgs.
- “U.S. Appl. No. 10/252,128, Non-Final Office Action mailed Mar. 21, 2008”, 12 pgs.
- “U.S. Appl. No. 10/252,128, Pre-Appeal Brief Request filed Aug. 3, 2009”, 4 pgs.
- “U.S. Appl. No. 101252,128, Response filed Jul. 21, 2008 to Non-Final Office Action mailed Mar. 21, 2008”, 11 pgs.
- “U.S. Appl. No. 10/252,128, Response filed Dec. 23, 2008 to Restriction Requirement mailed Nov. 24, 2008”, 10 pgs.
- “U.S. Appl. No. 10/252,128, Restriction Requirement mailed Nov. 24, 2008”, 8 pgs.
- “U.S. Appl. No. 10/252,129, Final Office Action mailed Oct. 5, 2007”, 10 pgs.
- “U.S. Appl. No. 10/252,129, Advisory Action mailed Sep. 2, 2009”, 2 pgs.
- “U.S. Appl. No. 10/252,129, Advisory Action mailed Oct. 4, 2010”, 3 pgs.
- “U.S. Appl. No. 10/252,129, Advisory Action mailed Oct. 6, 2009”, 3 pgs.
- “U.S. Appl. No. 10/252,129, Advisory Action mailed Nov. 26, 2008”, 3 pgs.
- “U.S. Appl. No. 10/252,129, Appeal Brief filed Jan. 24, 2011”, 21 pgs.
- “U.S. Appl. No. 10/252,129, Appeal Brief filed Apr. 25, 2011”, 32 pgs.
- “U.S. Appl. No. 10/252,129, Examiner Interview Summary mailed Mar. 19, 2008”, 2 pgs.
- “U.S. Appl. No. 10/252,129, Examiner Interview Summary mailed Mar. 31, 2009”, 2 pgs.
- “U.S. Appl. No. 10/252,129, Examiner Interview Summary mailed Jul. 11, 2008”, 2 pgs.
- “U.S. Appl. No. 10/252,129, Final Office Action mailed Apr. 23, 2010”, 18 pgs.
- “U.S. Appl. No. 10/252,129, Final Office Action mailed May 29, 2008”, 9 pgs.
- “U.S. Appl. No. 10/252,129, Final Office Action mailed Jun. 18, 2009”, 12 pgs.
- “U.S. Appl. No. 10/252,129, Final Office Action mailed Sep. 15, 2008”, 11 pgs.
- “U.S. Appl. No. 10/252,129, Non-Final Office Action mailed Jan. 14, 2008”, 10 pgs.
- “U.S. Appl. No. 10/252,129, Non-Final Office Action mailed Feb. 10, 2009”, 11 pgs.
- “U.S. Appl. No. 10/252,129, Non Final Office Action mailed Nov. 12, 2009”, 19 pgs.
- “U.S. Appl. No. 10/252,129, Response filed Feb. 12, 2010 to Non Final Office Action mailed Nov. 12, 2009”, 20 pgs.
- “U.S. Appl. No. 10/252,129, Response filed Apr. 14, 2008 to Non-Final Office Action mailed Jan. 14, 2008”, 14 pgs.
- “U.S. Appl. No. 10/252,129, Response filed May 11, 2009 to Non Final Office Action mailed Feb. 10, 2009”, 15 pgs.
- “U.S. Appl. No. 10/252,129, Response filed Jul. 31, 2008 to Final Office Action mailed May 29, 2008”, 13 pgs.
- “U.S. Appl. No. 10/252,129, Response filed Aug. 18, 2009 to Final Office Action mailed Jun. 18, 2009”, 19 pgs.
- “U.S. Appl. No. 10/252,129, Response filed Sep. 18, 2009 to Advisory Action mailed Sep. 2, 2009”, 19 pgs.
- “U.S. Appl. No. 10/252,129, Response filed Sep. 23, 2010 to Final Office Action mailed Apr. 23, 2010”, 16 pgs.
- “U.S. Appl. No. 10/252,129, Response filed Oct. 19, 2009 to Advisory Action mailed Oct. 6, 2009”, 17 pgs.
- “U.S. Appl. No. 10/252,129, Response filed Nov. 11, 2008 to Final Office Action mailed Sep. 15, 2008”, 14 pgs.
- “U.S. Appl. No. 10/252,129, Response filed Nov. 26, 2007 to Final Office Action mailed Oct. 5, 2007”, 15 pgs.
- “U.S. Appl. No. 11/508,420, Advisory Action mailed Oct. 8, 2010”, 3 pgs.
- “U.S. Appl. No. 11/508,420, Advisory Action mailed Oct. 29, 2009”, 2 pgs.
- “U.S. Appl. No. 11/508,420, Appeal Brief filed Jan. 19, 2011”, 23 pgs.
- “U.S. Appl. No. 11/508,420, Final Office Action mailed Jul. 22, 2010”, 12 pgs.
- “U.S. Appl. No. 11/508,420, Final Office Action mailed Jul. 31, 2009”, 23 pgs.
- “U.S. Appl. No. 11/508,420, Non Final Office Action mailed Apr. 27, 2011”, 15 pgs.
- “U.S. Appl. No. 11/508,420, Non-Final Office Action mailed Feb. 5, 2009”, 18 pgs.
- “U.S. Appl. No. 11/508,420, Non-Final Office Action mailed Dec. 30, 2009”, 18 pgs.
- “U.S. Appl. No. 11/508,420, Pre-Appeal Brief Request filed Oct. 22, 2010”, 5 pgs.
- “U.S. Appl. No. 11/508,420, Response filed Apr. 30, 2010 to Non Final Office Action mailed Dec. 30, 2009”, 13 pgs.
- “U.S. Appl. No. 11/508,420, Response filed May 5, 2009 to Non Final Office Action mailed Feb. 5, 2009”, 11 pgs.
- “U.S. Appl. No. 11/508,420, Response filed Sep. 21, 2010 to Final Office Action mailed Jul. 22, 2010”, 13 pgs.
- “Application U.S. Appl. No. 11/508,420, Response filed Sep. 30, 2009 to Final Office Action mailed Jul. 31, 2009”, 13 pgs.
- “U.S. Appl. No. 11/647,728, Examiner Interview Summary Received Jul. 13, 2010”, 3 pgs.
- “U.S. Appl. No. 11/647,728, Final Office Action mailed Jul. 13, 2010”, 17 pgs.
- “U.S. Appl. No. 11/647,728, Non-Final Office Action mailed Mar. 18, 2010”, 18 pgs.
- “U.S. Appl. No. 11/647,728, Notice of Allowance mailed Oct. 19, 2010”, 11 pgs.
- “U.S. Appl. No. 11/647,728, Response filed Jun. 8, 2010 to Non Final Office Action mailed Mar. 8, 2010”, 13 pgs.
- “U.S. Appl. No. 11/647,728, Response filed Sep. 22, 2010 to Final Office Action mailed Jul. 13, 2010”, 6 pgs.
- “Auctionwatch”, [Online], Retrieved from the Internet: <URL: <http://web.archive.org/web/20000830150100/http://www.auctionwatch.com>>, (Aug 15,2008), 46 pgs.

- "AuctionWatch.com", [Online]. Retrieved from the Internet: <URL: <http://web.archive.org/web/20011217190108/wsacp.auctionwatch.com/login.html?ret=/my/acp/>>, 19 pgs.
- "Blackthorns Products Page", [Online]. Retrieved from the Internet: <URL: <http://web.archive.org/web/19990508065201/www.blackthornesw.com/Bthome/products>>, (1999), 2 pgs.
- "DHL and UPS offer country-specific services", Transportation and distribution, vol. 38, Iss. 12, (Dec. 1997), 18.
- "Frequently Asked Questions about Mister Lister", [Online]. Retrieved from the Internet: <URL: <http://pages.ebay.co.uk/help/sellerguide/mr-lister-faq.html>>, (Copyright 1995-2005), 5 pgs.
- "Google looking at more Country Specific Domains", Europmedia, (Jan. 17, 2002), 1 pg.
- "International Application Serial No. 1921/KOLNP/2004, First Examination Report mailed Apr. 7, 2008", 11 pgs.
- "International Application Serial No. PCT/US03/17915, International Preliminary Examination Report mailed Mar. 26, 2004", 10 pgs.
- "International Application Serial No. PCT/US03/17915, International Search Report mailed Nov. 26, 2003", 6 pgs.
- "Photodisc localizes Internet presence to better serve global markets; Adds country-specific content and languages to its Award-winning Websites", Business Wire, (May 27, 1998), 3 pgs.
- "Thin Client", [Online]. Retrieved from the Internet: <URL: http://en.wikipedia.org/wiki/Thin_client>, (Feb. 15, 2008), 13 pgs.
- "Thin Client Computing", [Online]. Retrieved from the Internet: <URL: <http://web.archive.org/web/20040122033629/http://www.thinclient.net>>, (Jan. 22, 2004), 24 pgs.
- Alice, Michele, "eBay's 'Mister Lister' Auction Management Software", Auctionbytes-Update, No. 22, [Online]. Retrieved from the Internet: <URL: <http://www.auctionbytes.com/cab/abu/y200/m09/abu0022/s05>>, (Sep. 24, 2000), 3 pgs.
- Auctionwatch.Com, et al., AuctionWatch.com's Official Guide to Online Buying and Selling: Professional Tips, Tactics and Techniques at Your Fingertips., Prima Publishing, Roseville, CA. ISBN 0-7615-2999-3, (2000), 307 pgs.
- Auctionwatch.Com, et al., "AuctionWatch CD", AuctionWatch.com's Official Guide to Online Buying and Selling: Professional Tips, Tactics and Techniques at Your Fingertips., Prima Publishing, Roseville, CA., (2000).
- Bidnbuy, "Going, going, virtually gone . . .", Business and Finance Dialog File 20#06012646, (Jun. 17, 1999), 3 pgs.
- Business Wire, "Bay Builder Releases Major Innovation for Online Wireless Auctions.", Recovered via Dialog Database on Feb. 15, 2008, (Mar. 10, 2000), 2 pgs.
- Collete, Stacy, "Thin Clients Pull In Car Customers: Auto Auction company eyes move to Web.(Industry Trend or Event)", Computerworld recovered via dialog database on Feb. 15, 2008, (Apr. 5, 1999), p. 41(1).
- Hansell, Saul, "Meg Whitman and eBay, Net Survivors", New York Times, (May 5, 2002), 5 pgs.
- Hutchinson, Art, "E- Commerce: Building a Model", Art. Communications Week recovered via Dialog Database on Feb. 15, 2008., (Mar. 17 1997), p. 57.
- Lassila, Ora, "Web metadata: A Matter of Semantics", IEEE Internet Computing, v2i4pg30 Proquest #1424143061, (1998), 15 pgs.
- Tak, Y., et al., "The SIFT Information Dissemination System", ACM Transactions on Database Systems. vol. 24, Issue 4. ACM Press, (Dec. 1999), 529-565.

* cited by examiner

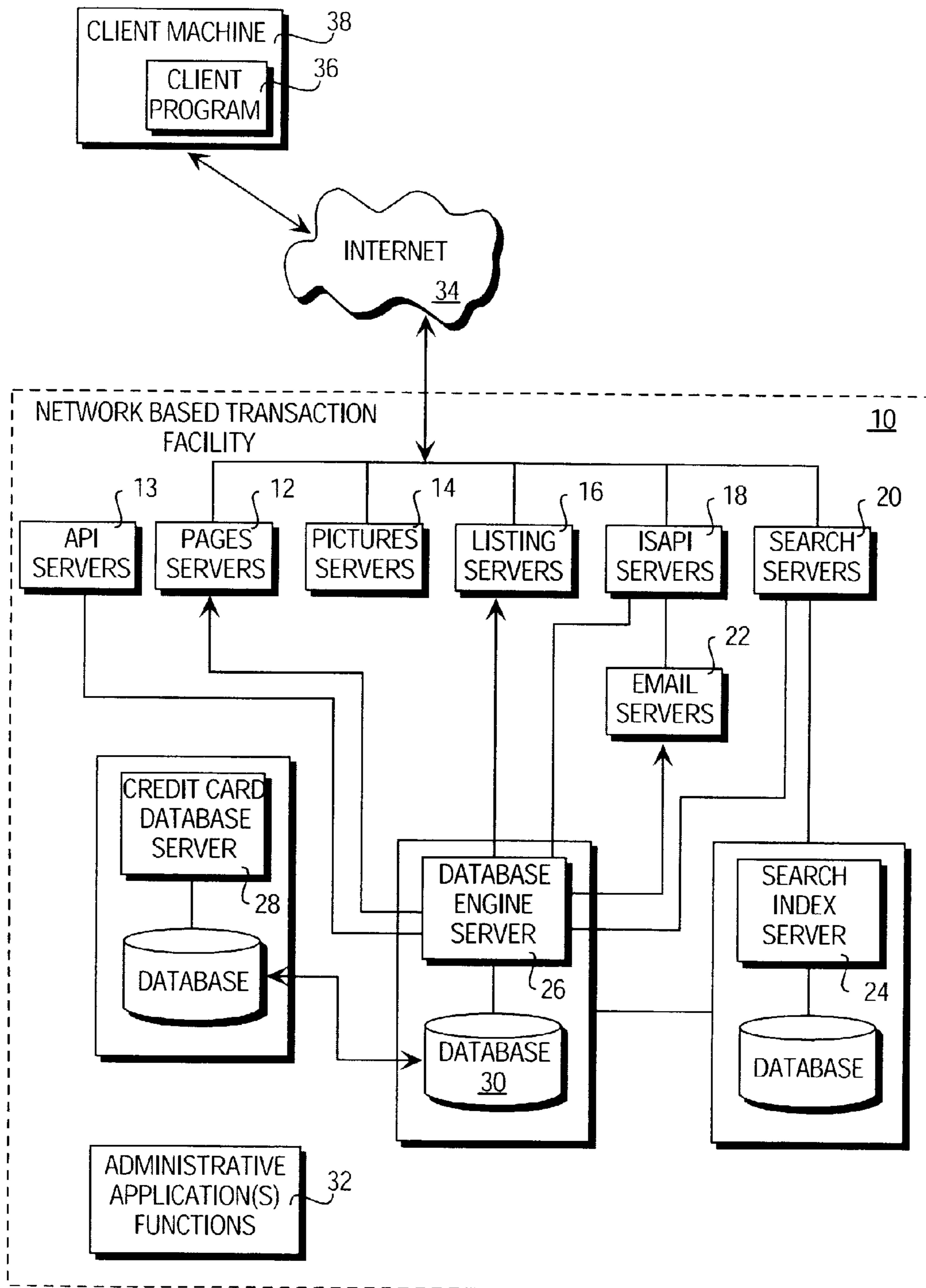


FIG. 1

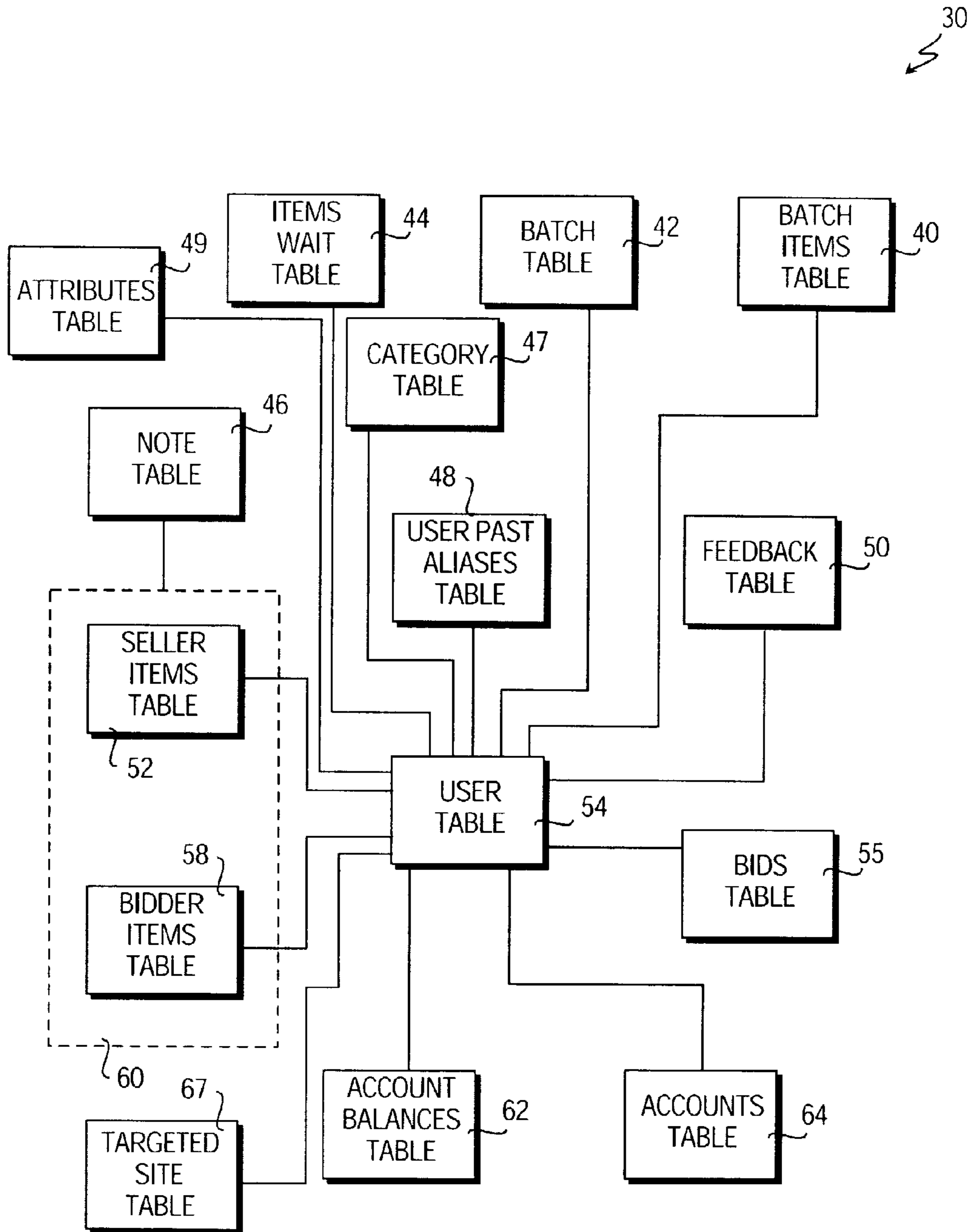
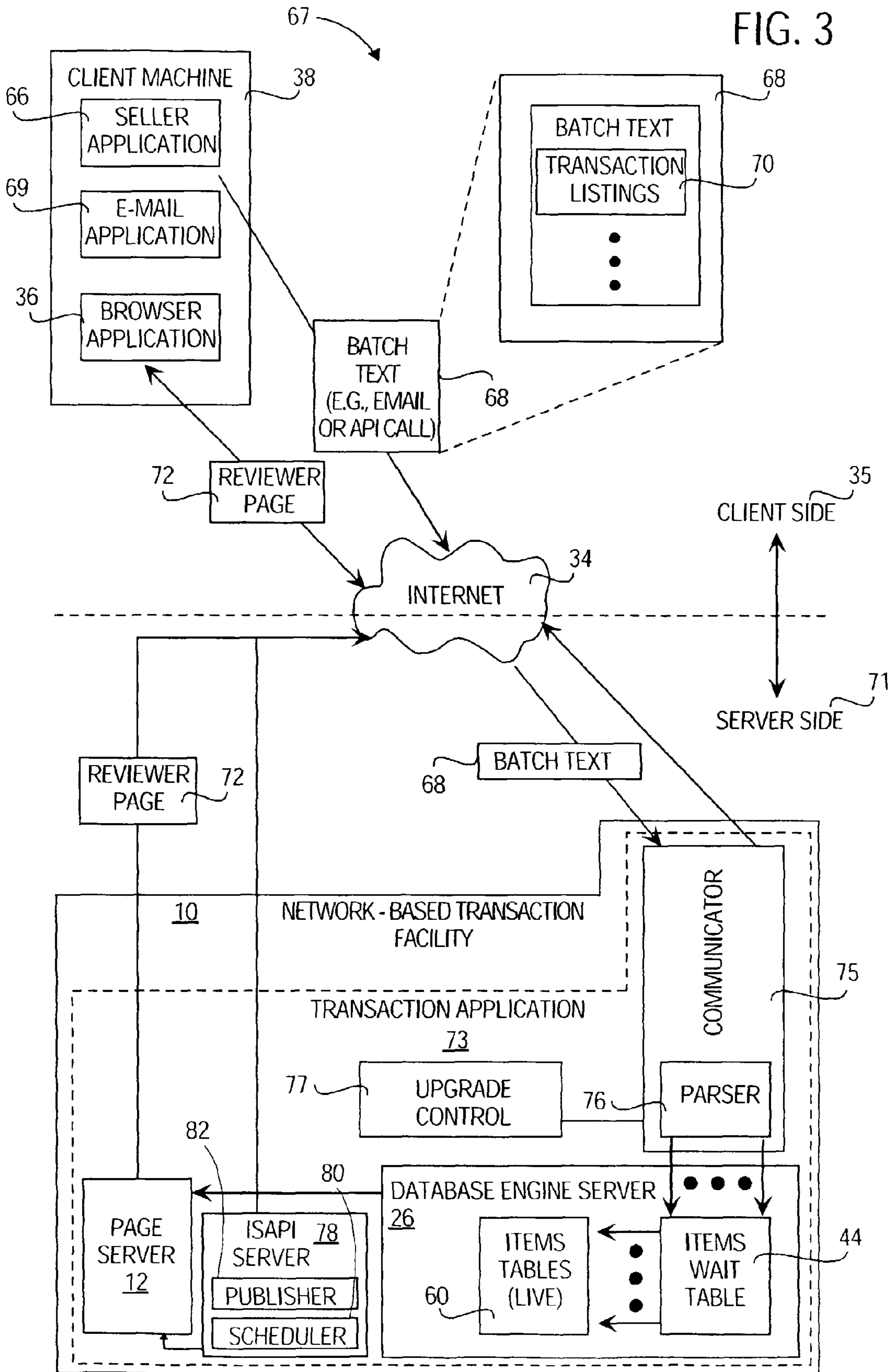


FIG. 2

FIG. 3



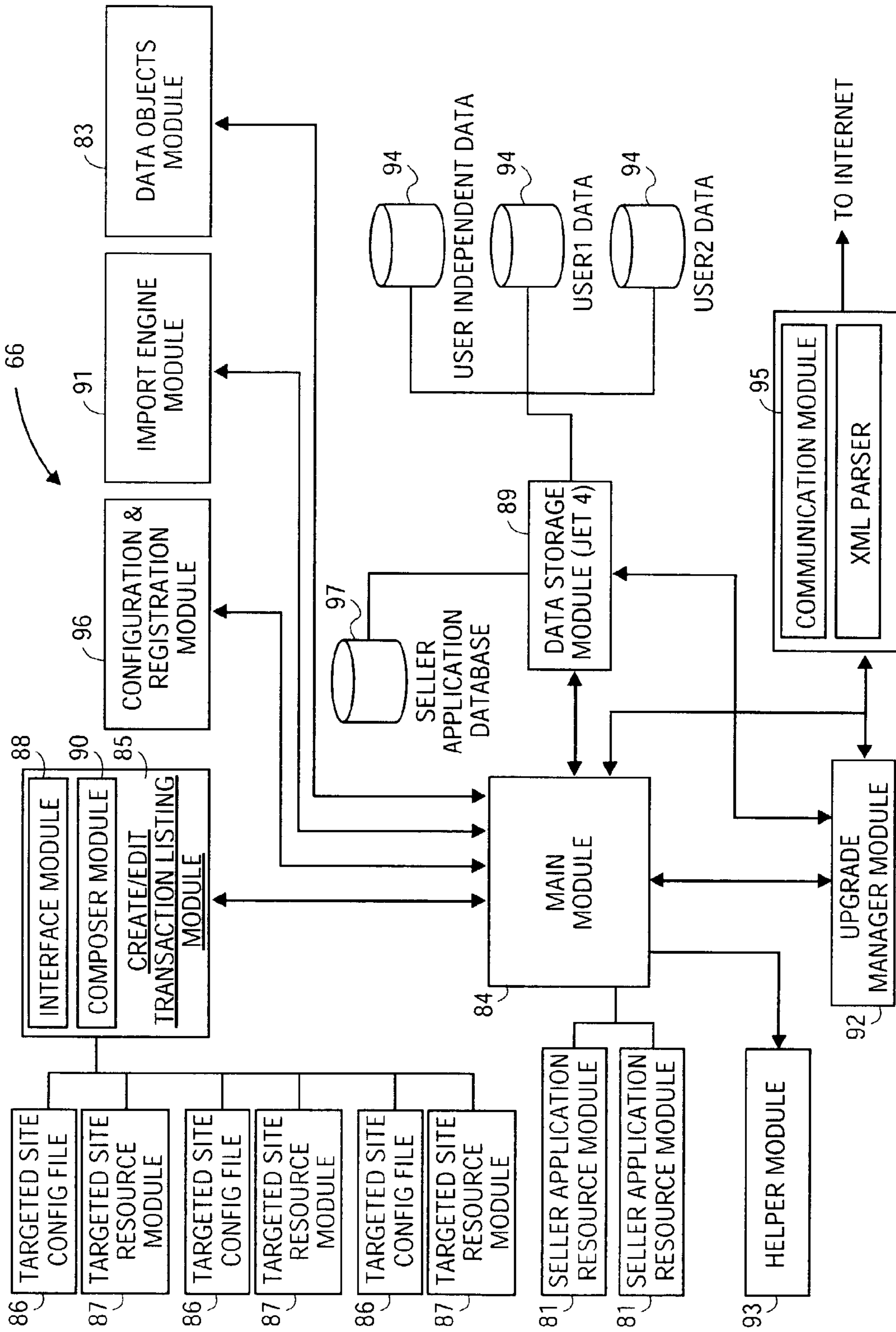


FIG. 4

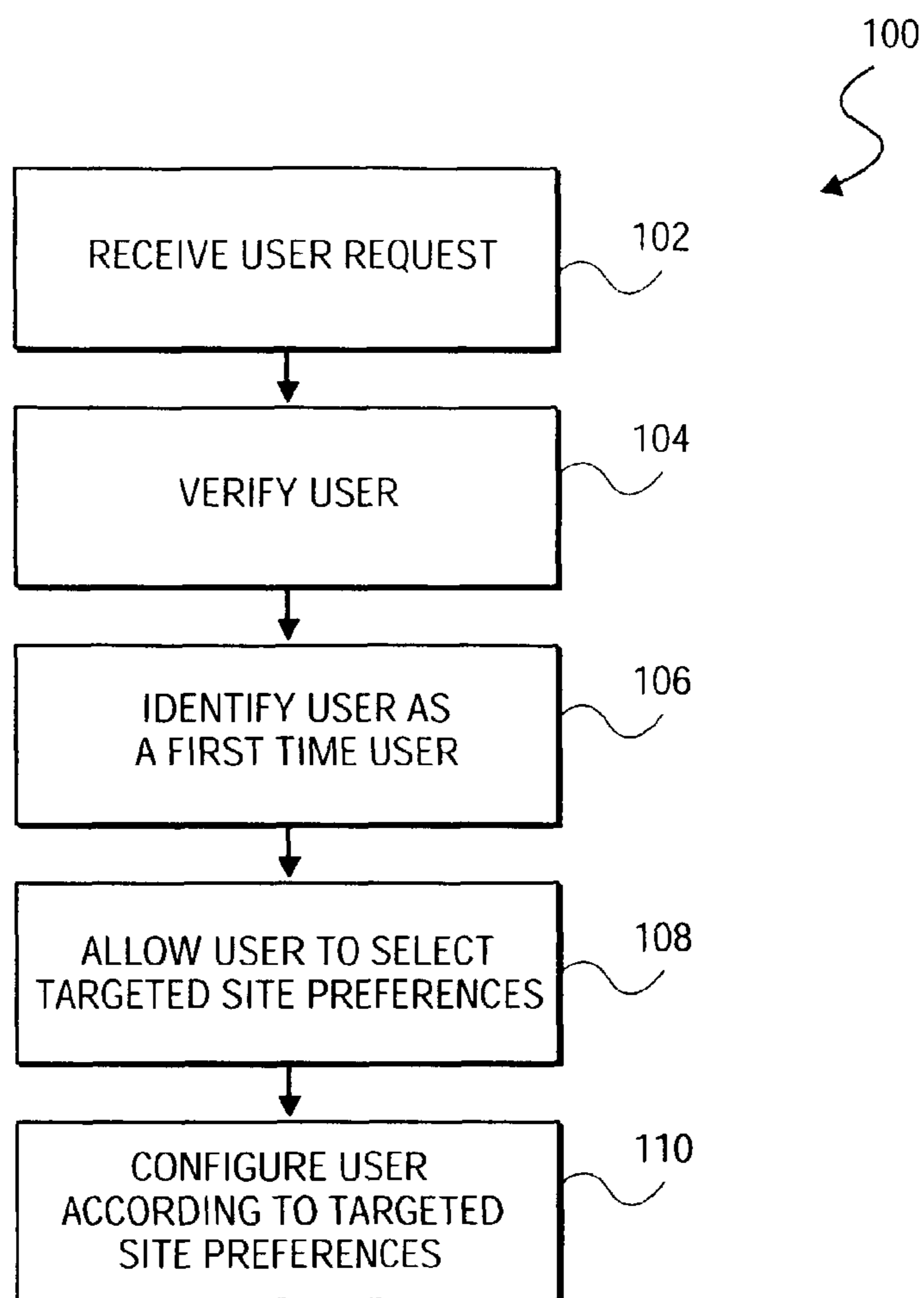


FIG. 5

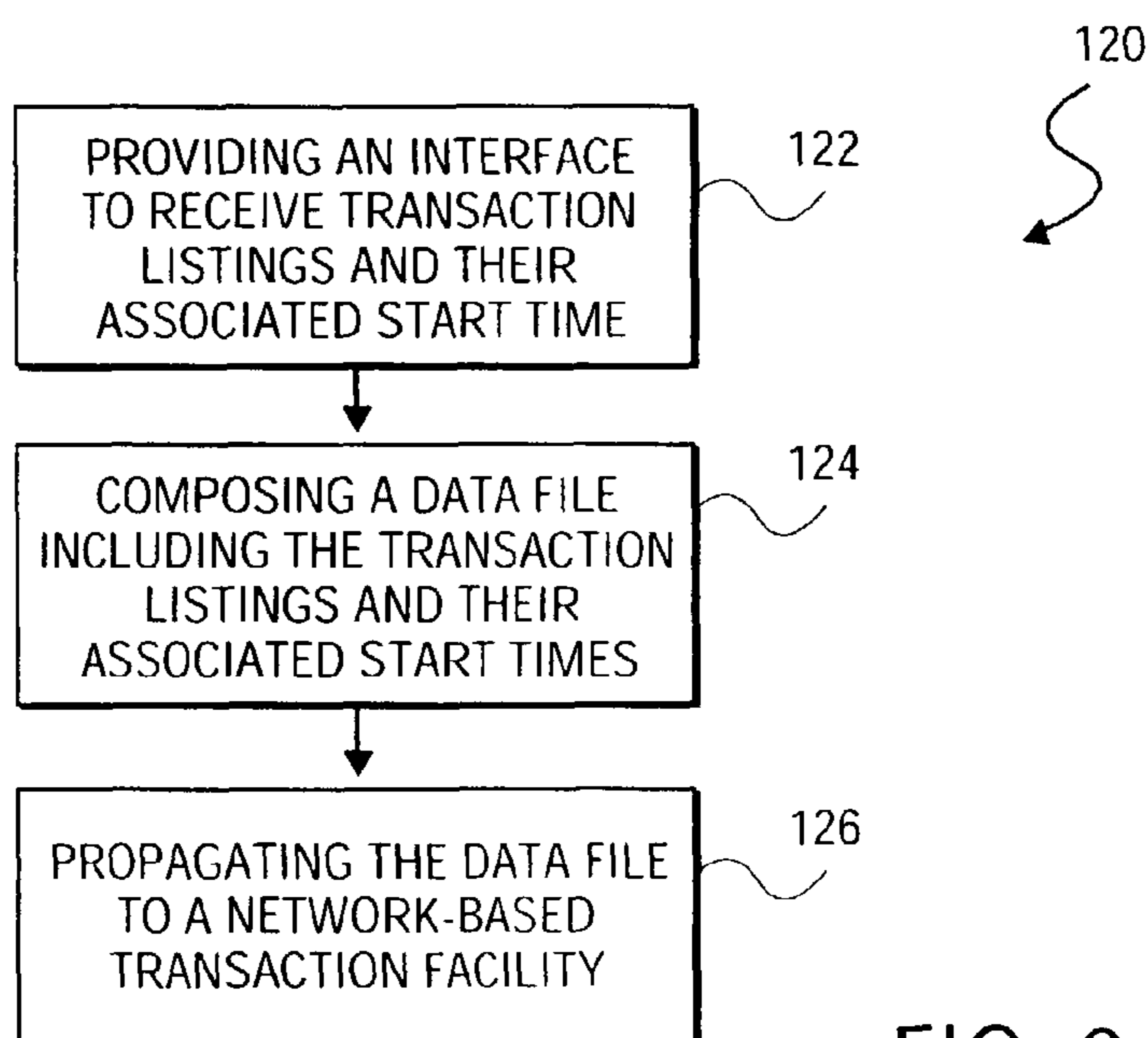


FIG. 6

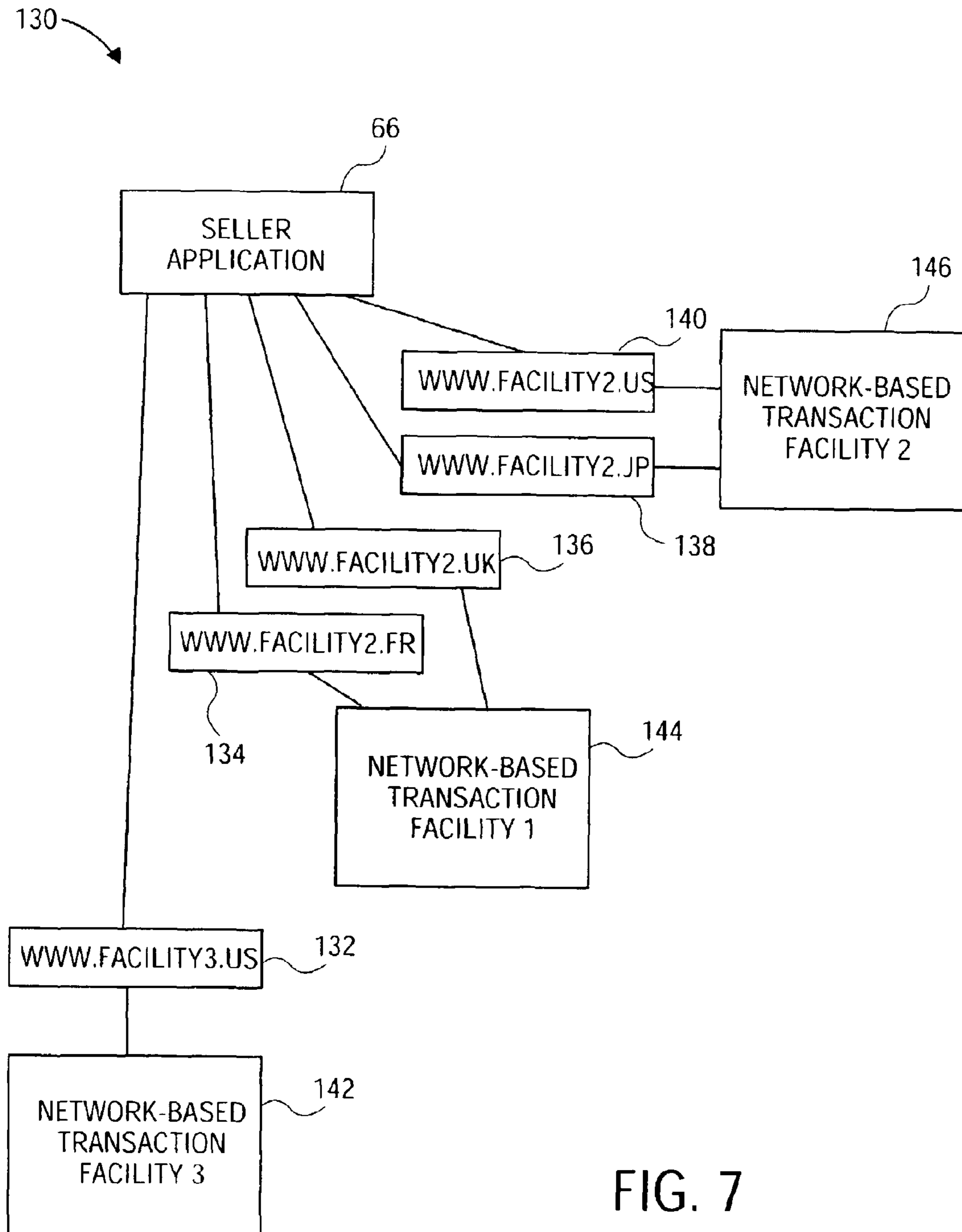


FIG. 7

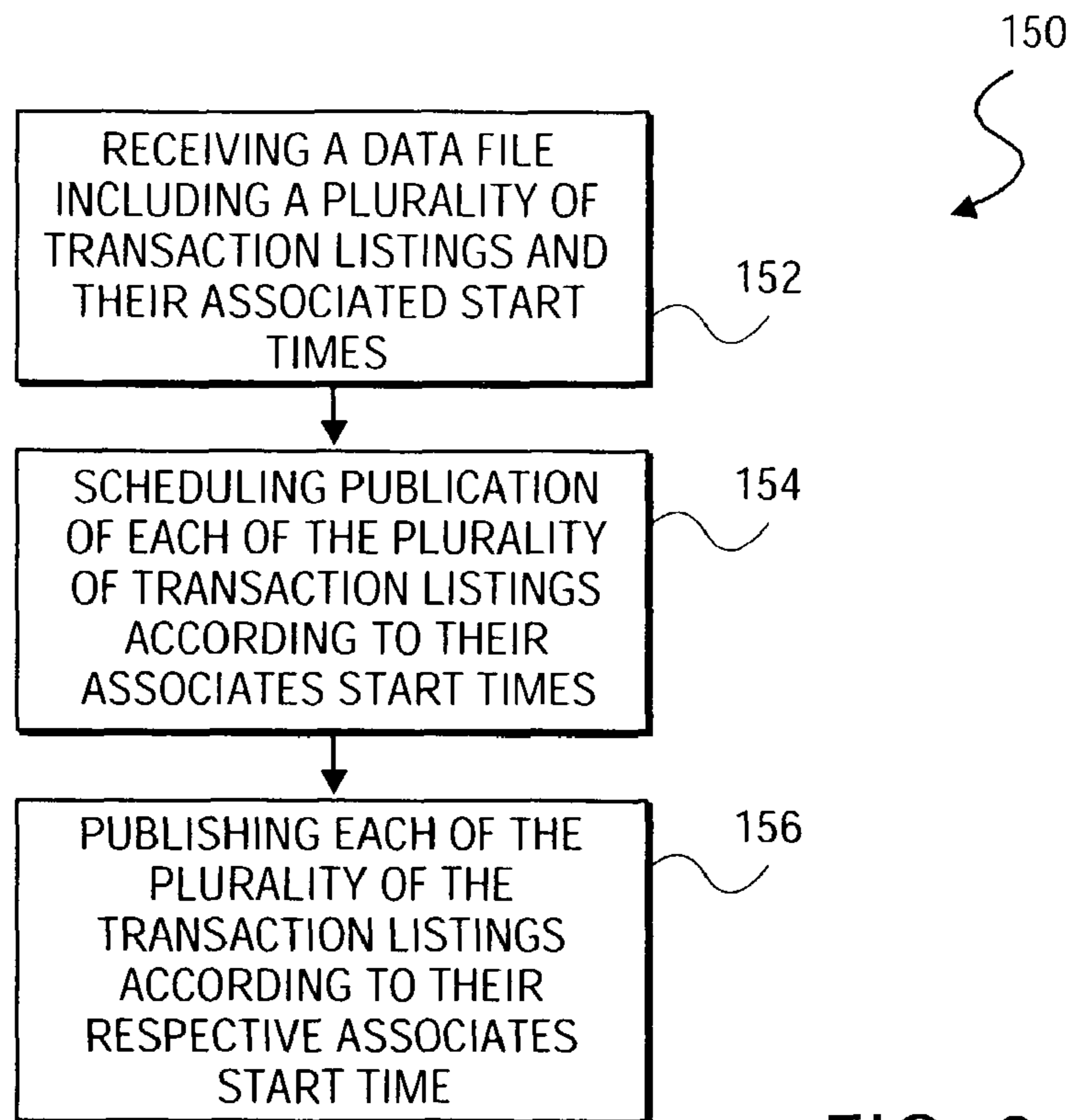


FIG. 8

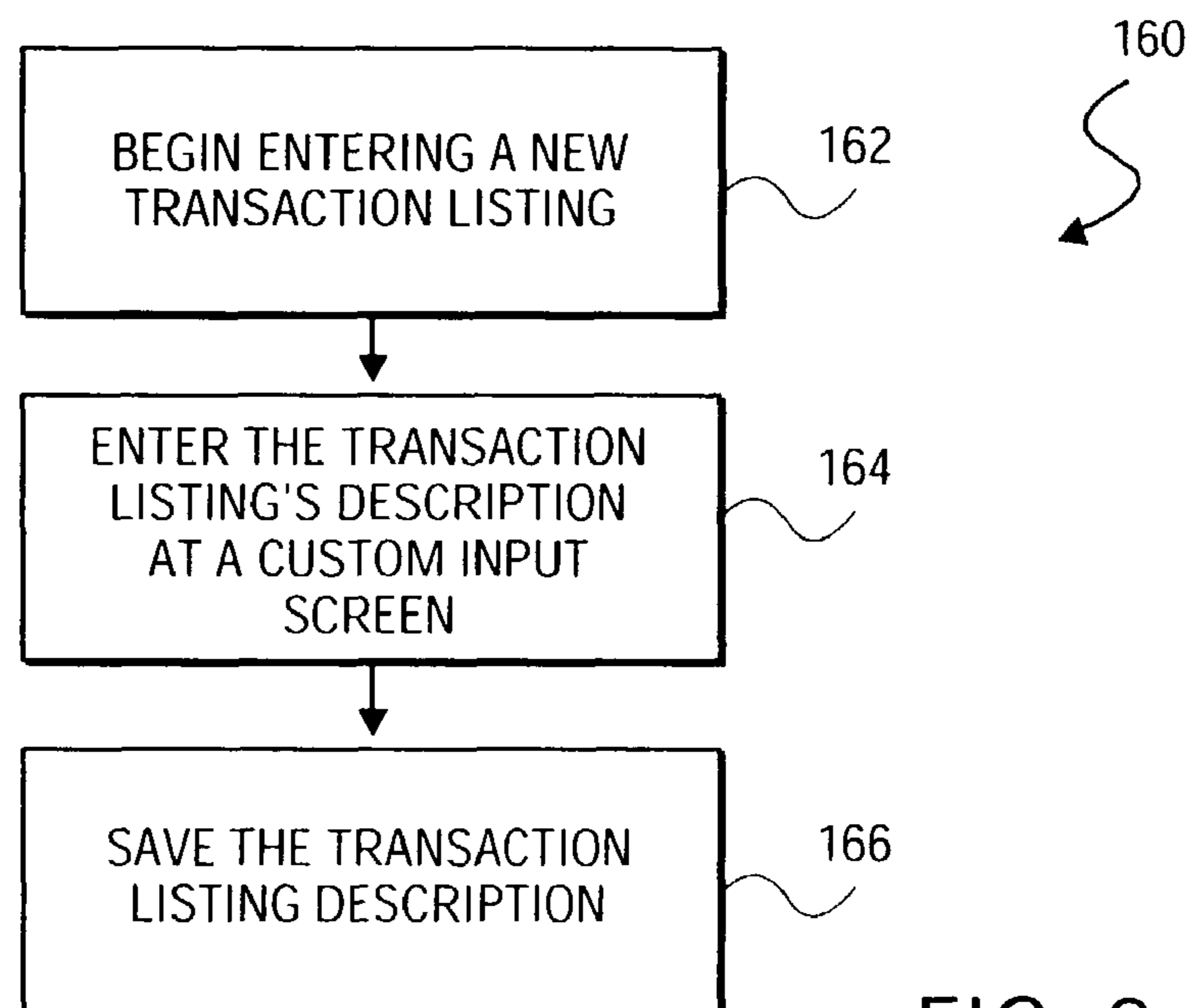


FIG. 9

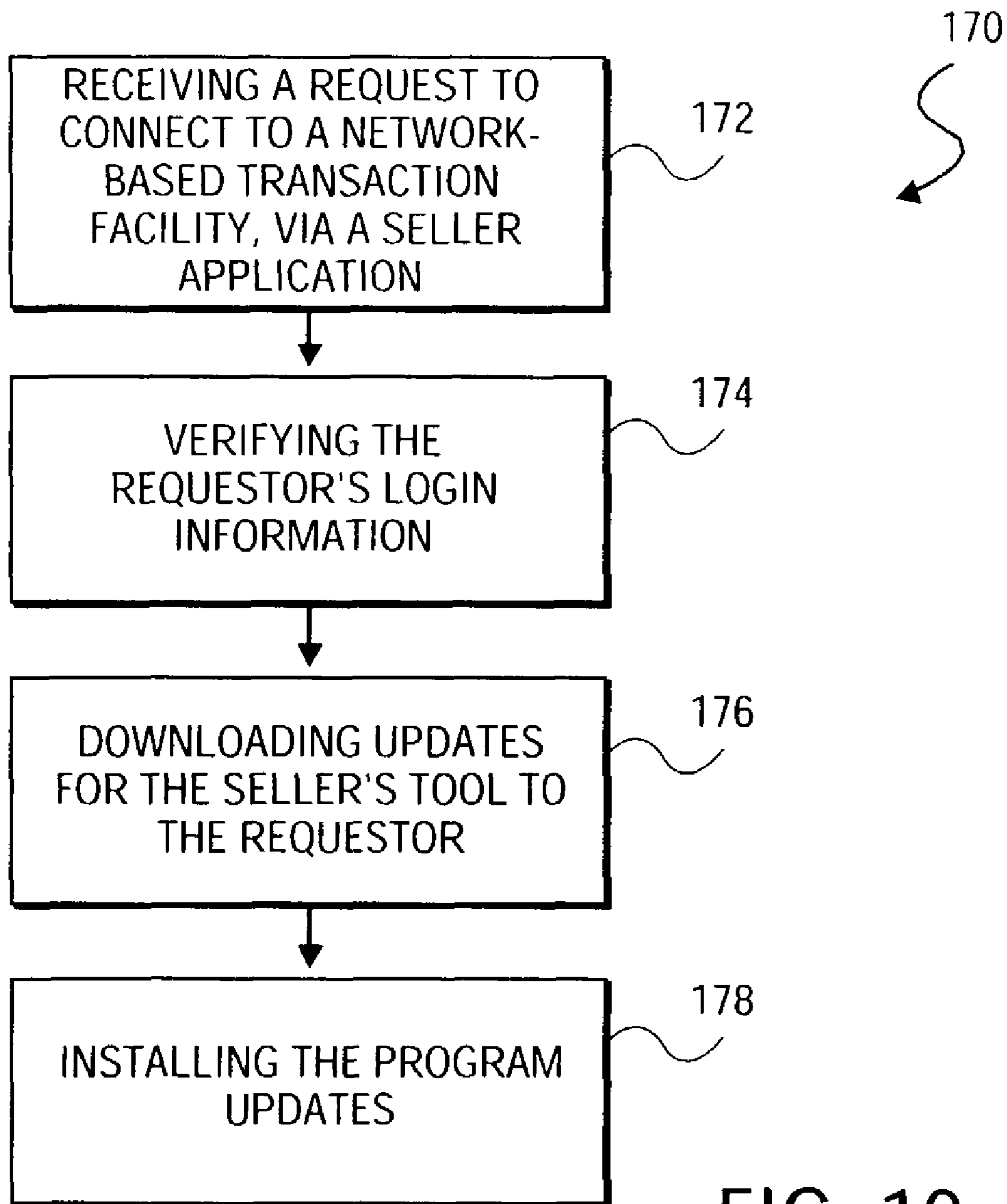


FIG. 10

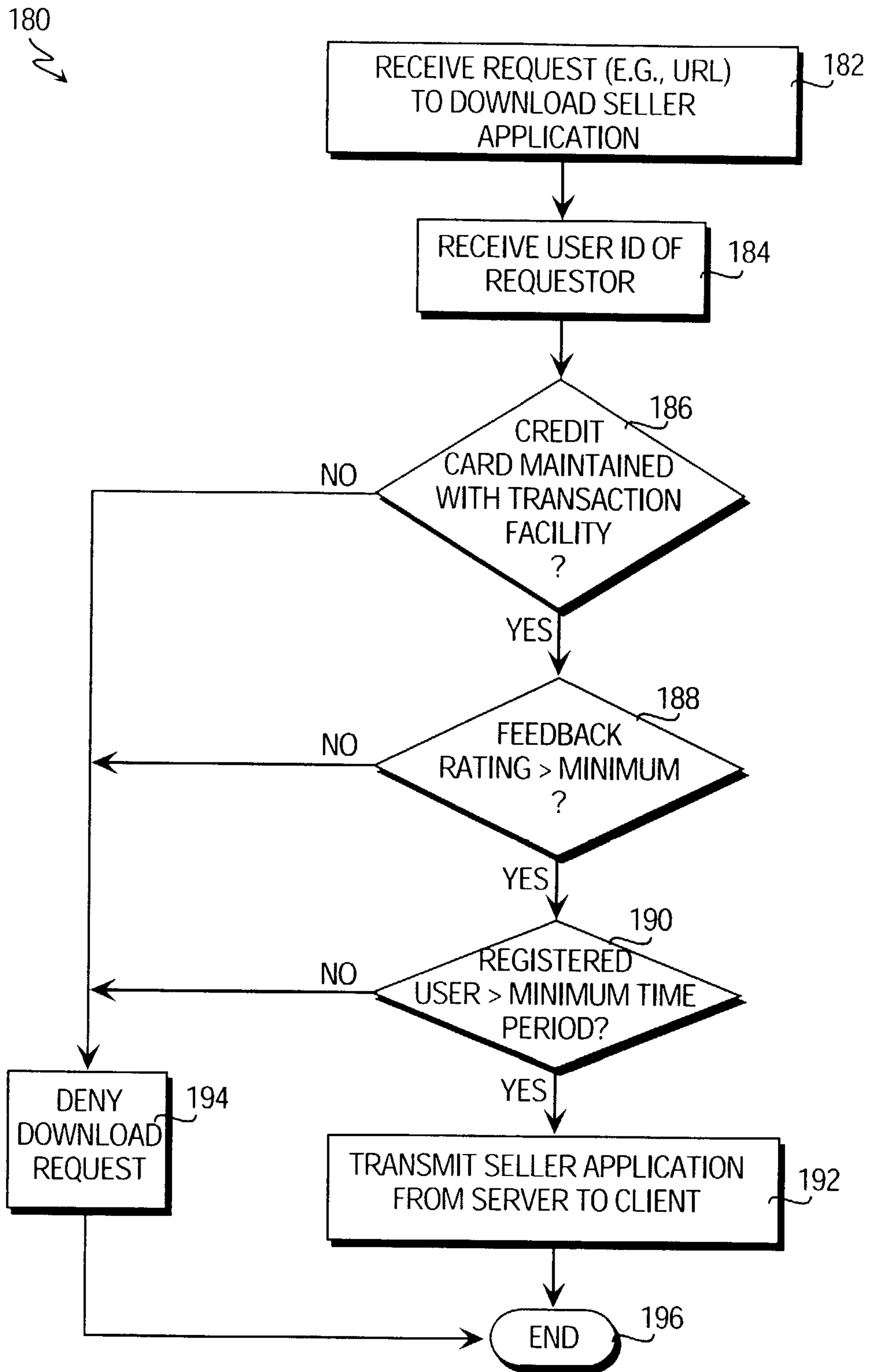


FIG. 11

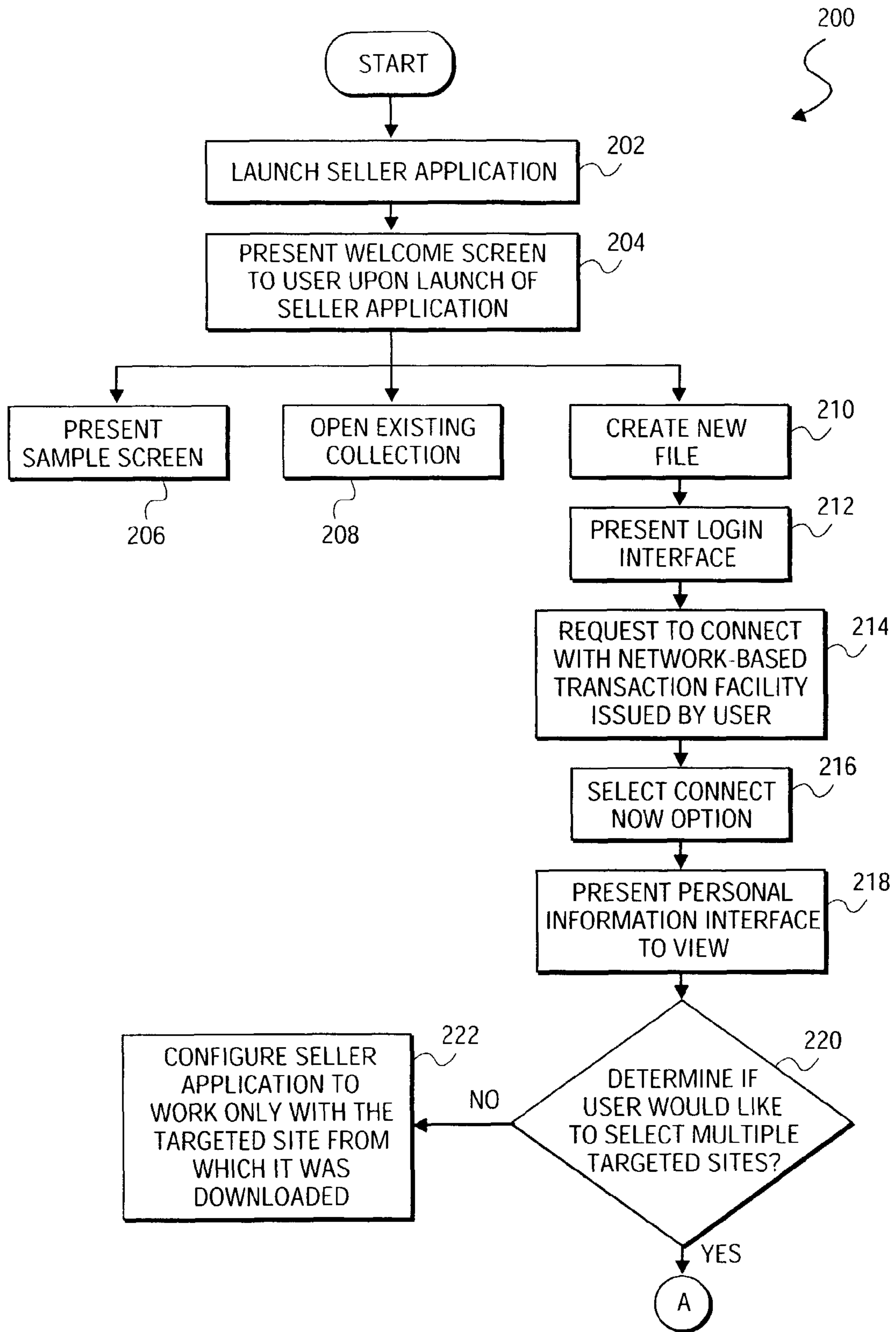


FIG. 12A

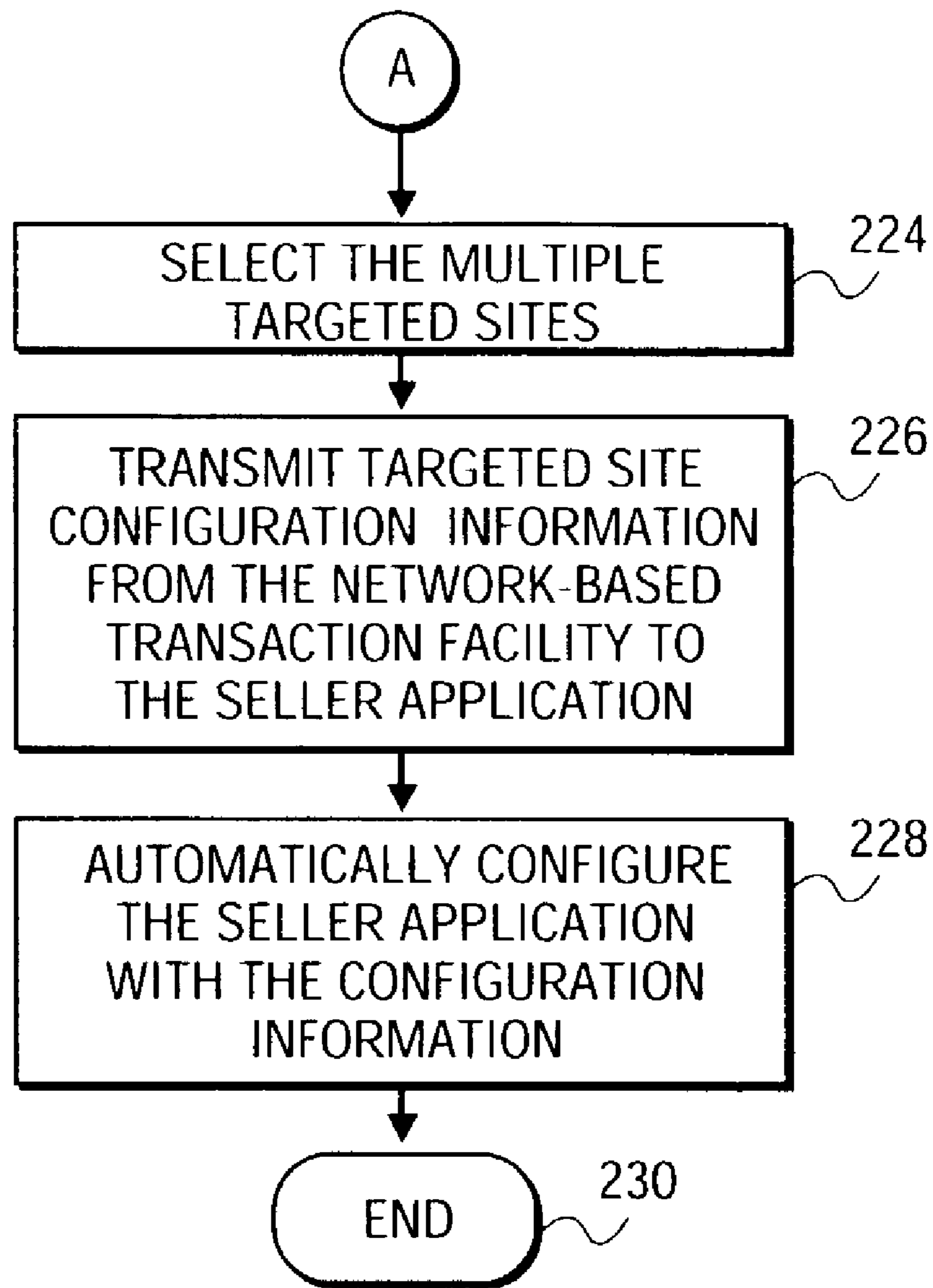


FIG. 12B

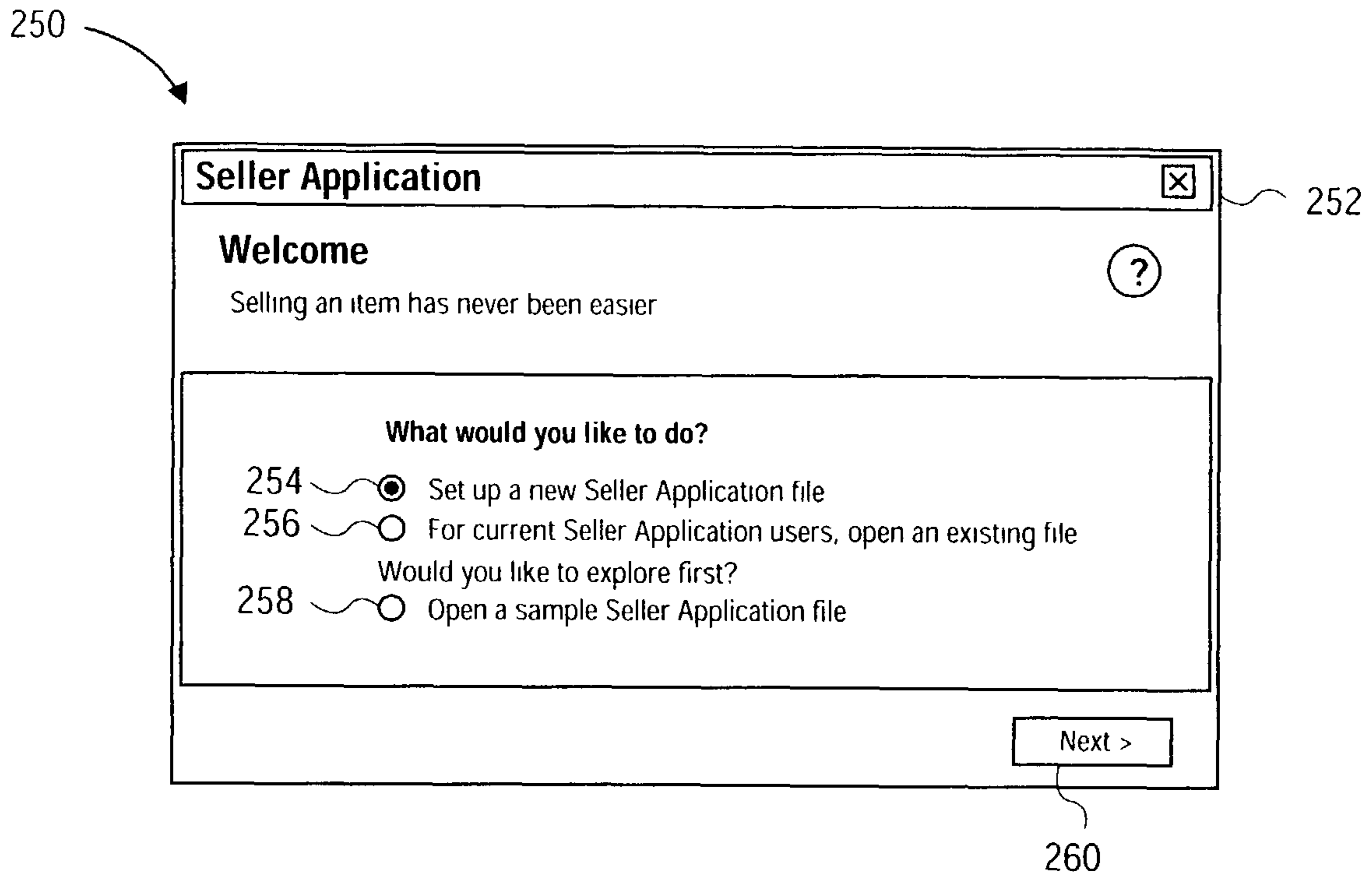


FIG. 13A

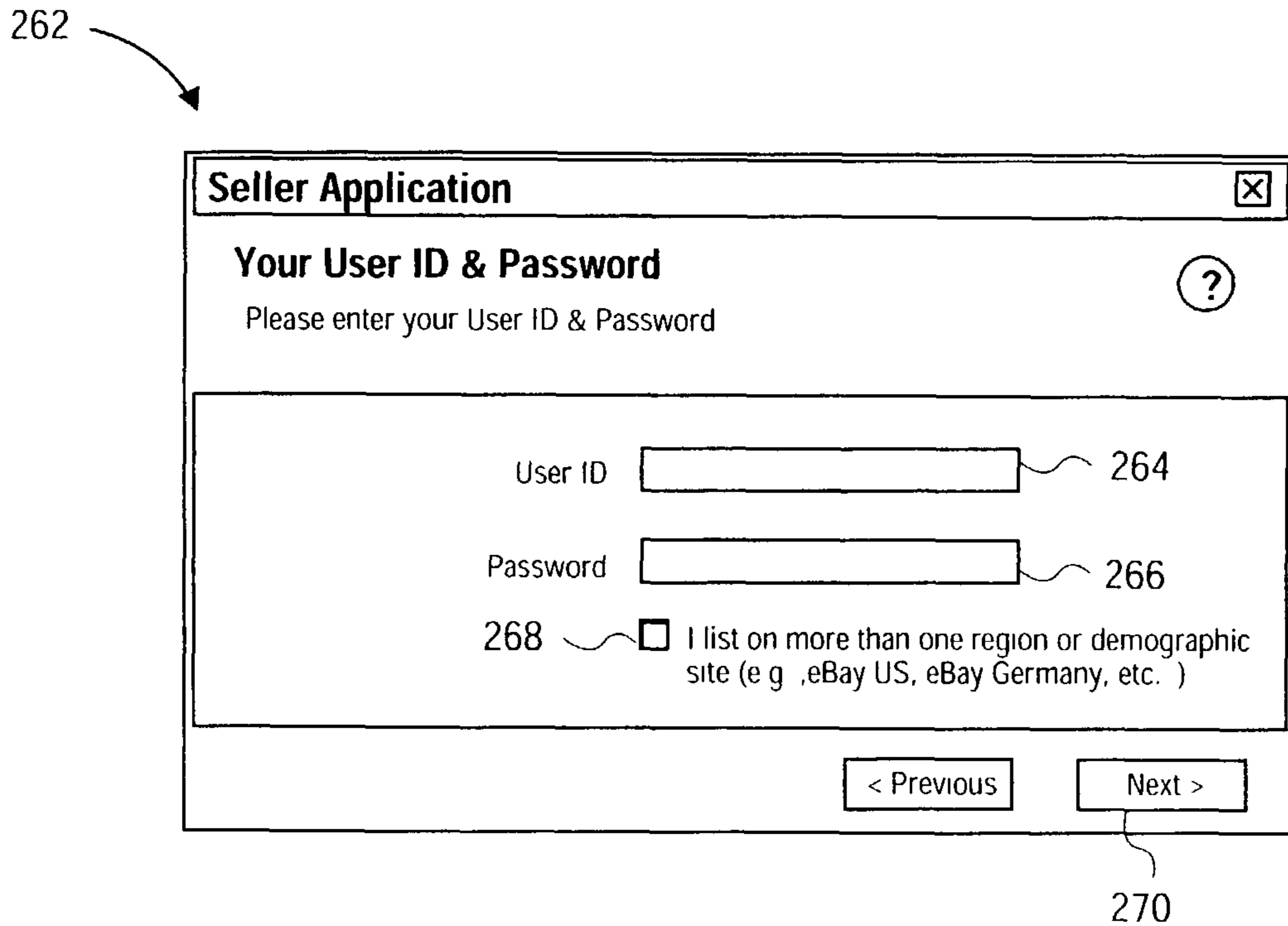


FIG. 13B

272

Seller Application [X]

FPO (place holder for animated graphics here)

< Previous Connect Now

274

FIG. 13C

276

Seller Application [X]

Contact Information (?)

Please enter your contact information

Email:

First Name:

Last Name:

Company Name:

Street:

City:

State/Country: Postal/Zip Code:

Country:

Region:

< Previous Finish

FIG. 13D

280



Seller Application [X]

Country Sites (?)

Please select all the country sites you list your items at:

<input checked="" type="checkbox"/> US	<input type="checkbox"/> France
<input checked="" type="checkbox"/> Germany	<input type="checkbox"/> Netherlands
<input type="checkbox"/> Canada	<input type="checkbox"/> Spain
<input type="checkbox"/> United Kingdoms	<input type="checkbox"/> Japan
<input type="checkbox"/> Australia	<input type="checkbox"/> Taiwan
<input type="checkbox"/> Italy	

< Previous Finish

FIG. 13E

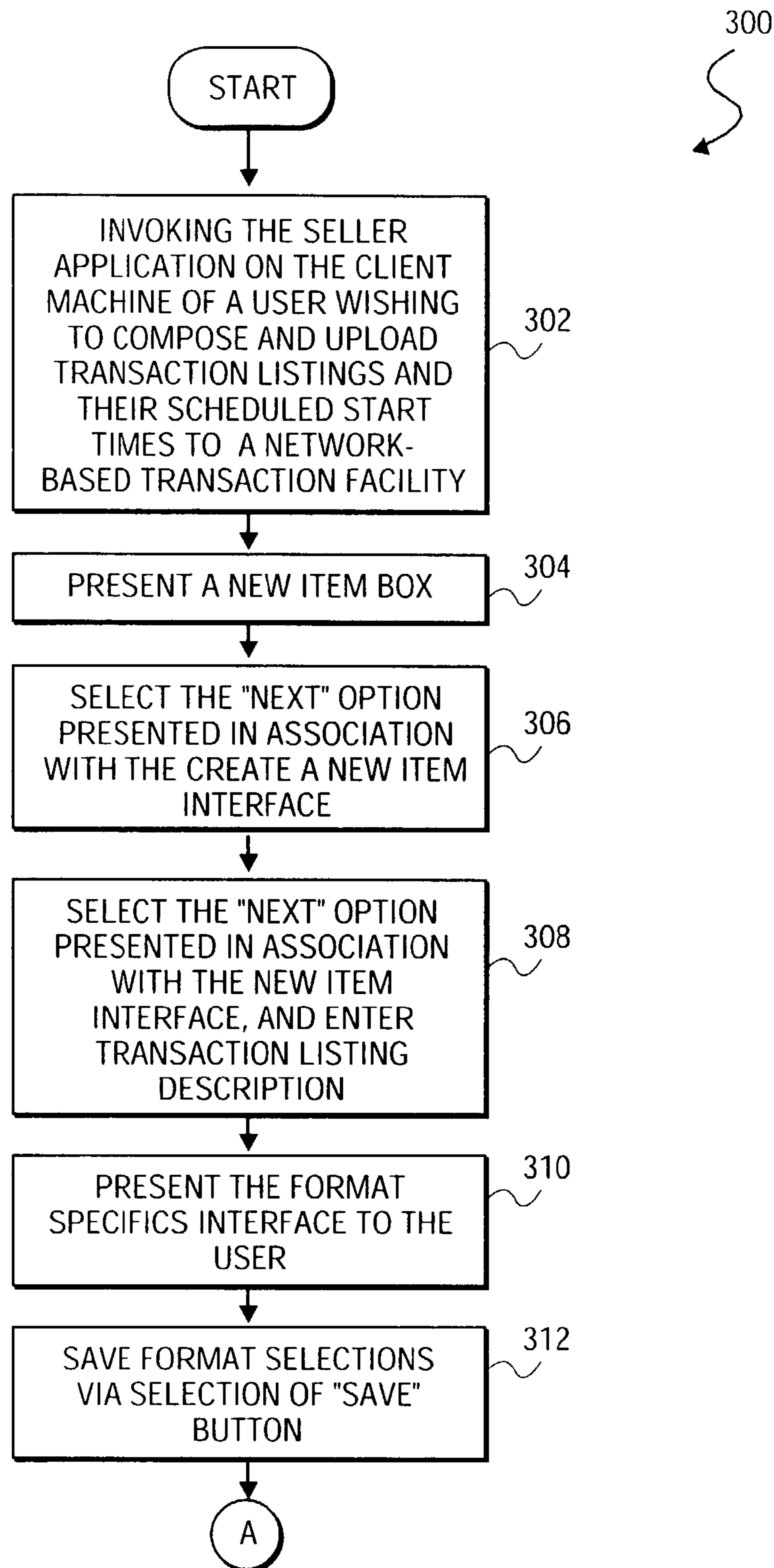


FIG. 14A

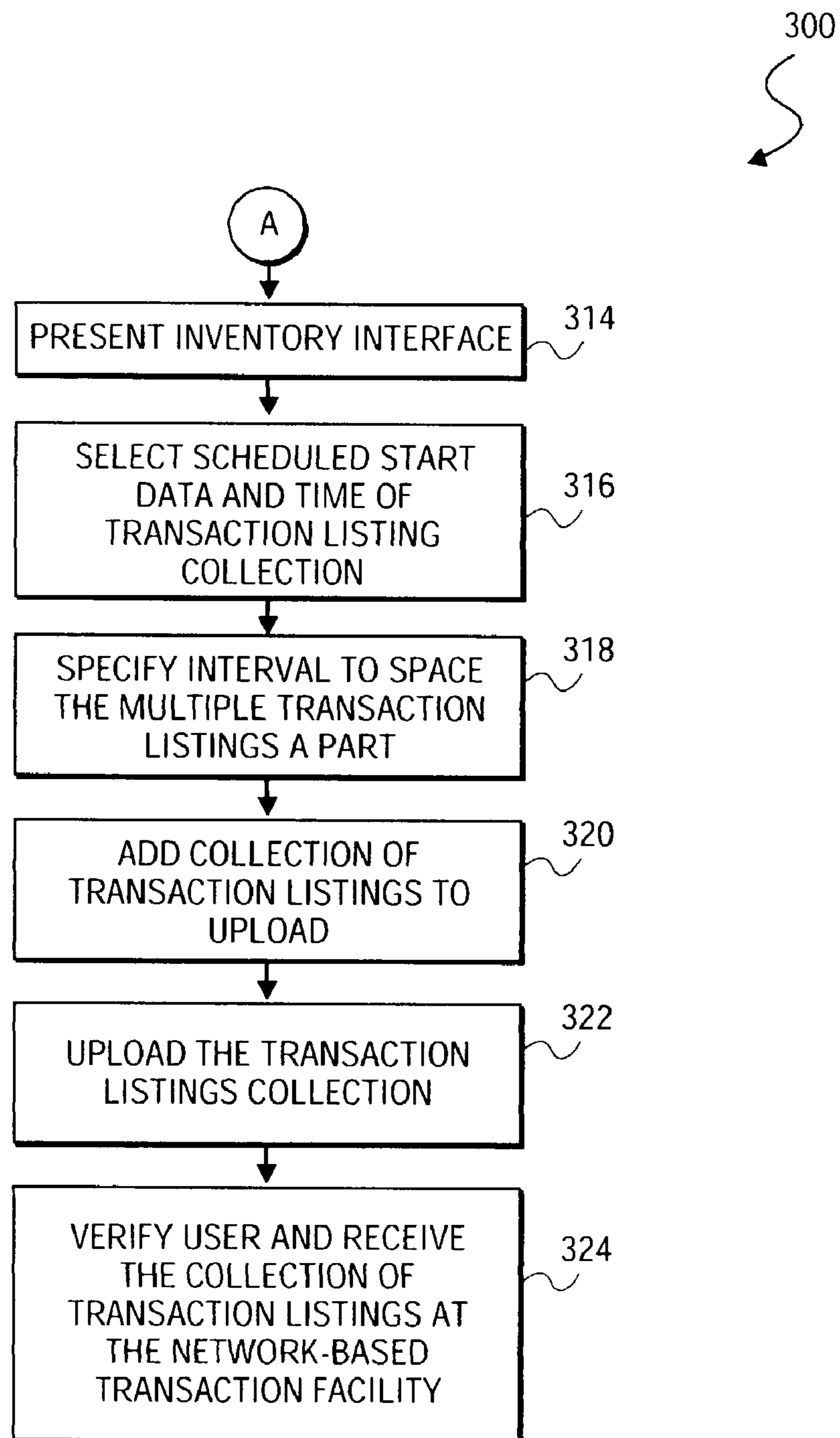


FIG. 14B

350

Helpful Tips ⓘ

To sell an existing auction item to stores or vice versa, you can use the "Save Item As" button in the toolbar to save the existing listing to a different format from the item inventory view **352**

[Learn more](#)

Create a New Item

Specified targeted Site (e.g. country site)
You have chosen to display your item on **US** **358**

How would you like to sell this product?

Auctions
Sell the traditional way (if you qualify, you may also include a [Buy It Now](#) price)

Stores
Sell items displayed only in your store at a set price [Learn more](#) **354**

Ad Format
Generate multiple leads for your real estate property listings [Learn more](#) **356**

FIG. 15A

362

New Item - New Item

Helpful Tips
Be sure to include word that will attract buyers to click on your listing in your auction title. You can also include words such as "NR" or "NIB" for "No Reserve" and "New in Box"

[Learn more](#)

Enter an item title
Item Title: 364

Select a category for your item

1st Category: 366
Find Category

1st Category (optional): 368
Find Category
Note: if you choose a 2nd category, your insertion and some promotional fees will double

Store Category: 370

Enter Item Specifics (optional)
Help buyers find your item more quickly by selecting item Specifics below

Manufacturer	Battery Life
Not Specified	Not Specified
Product Model	Weight
Not Specified	Not Specified
<input type="button" value="Add/Change"/>	

376

372 374

FIG. 15B

378

Fee Summary

Insertion Fee	\$0.30
Picture Hosting	\$0.00
BIN Fee	\$0.00
Reserve Price	\$0.00
Opt Features	\$1.25
Subtotal	\$1.55

Step 3 of 3 - Format Specifics

Duration: Buy it Now:
 Quantity: Reserve:
 Starting Price: Private Auction

Who's going to pay for shipping on this item?

Buyer pays all shipping and handling costs
 Seller pays all shipping and handling costs
 Will not ship (local pickup only)

Shipping Cost: Not Specified

Payment Instructions: No Returns

Payment Methods: See item Description

Payment Address: Chris Johnson, 2145 Sunrise Blvd, San Jose, CA 95125, US

Ship-To Locations: United States Only

Item Location: San Jose, CA, US, Region: CA-San Jose

Optional Features:

Gallery Photo Gallery Featured
 Gift Icon Icon Feature Plus!
 Bold Homepage Featured
 Highlight

380

FIG. 15C

382

386

388

Seller Application

File Edit View Tools Actions Help

Create New Edit Duplicate Duplicate As Hide Folder Upload All View Online

Item Inventory (19) Listings Waiting to Upload (24)

384

390

394

396

398

392

Select the listings you want to list, set the start times below and then click the "Add to Upload" button. Control-Click to select multiple items to add to upload

Listing Title	Format	Qty	Duration	Start Price	BIN Price	Modified
Compaq Ipaq 3650 For Sale	Auction	5	7 days	\$1.00		2/20/2002
Compaq Ipaq 3650 For Sale	Auction	1	7 days	\$1.00		2/20/2002
Compaq Ipaq 3650 For Sale	Auction	1	7 days	\$1.00		2/20/2002
Compaq Ipaq 3650 For Sale	Auction	1	7 days	\$1.00		2/20/2002
Compaq Ipaq 3650 For Sale	Auction	1	7 days	\$1.00		2/20/2002
Compaq Ipaq 3650 For Sale	Auction	1	7 days	\$1.00		2/20/2002
Compaq Ipaq 3650 For Sale	Auction	1	7 days	\$1.00		2/20/2002
Compaq Ipaq 3650 For Sale	Auction	1	7 days	\$1.00		2/20/2002
Compaq Ipaq 3650 For Sale	Auction	1	7 days	\$1.00		2/20/2002
Compaq Ipaq 3650 For Sale	Auction	1	7 days	\$1.00		2/20/2002
Compaq Ipaq 3650 For Sale	Auction	1	7 days	\$1.00		2/20/2002
Compaq Ipaq 3650 For Sale	Auction	1	7 days	\$1.00		2/20/2002
Compaq Ipaq 3650 For Sale	Auction	1	7 days	\$1.00		2/20/2002
Compaq Ipaq 3650 For Sale	Auction	1	7 days	\$1.00		2/20/2002
Compaq Ipaq 3650 For Sale	Auction	1	7 days	\$1.00		2/20/2002
Compaq Ipaq 3650 For Sale	Auction	1	7 days	\$1.00		2/20/2002
Compaq Ipaq 3650 For Sale	Auction	1	7 days	\$1.00		2/20/2002

Schedule to start immediately when I upload to site
 Schedule to start on 2/21/2002 12:00AM eBay US Time (PST)
 Note a \$0.10 fee will apply for each listing scheduled to start at a later time

Space out multiple listings 5 Min interval
 Add to Upload

FIG. 15D

400

Seller Application

File Edit View Tools Actions Help

Create New Edit Duplicate Duplicate As Delete Hide Folder Upload All View Online

Item Inventory (19) Listings Waiting to Upload (24)

Below are your scheduled listing waiting to be uploaded. Click "Upload All" to connect eBay.

Listing Title	Start Date & Time	Format	Qty	Duration	Start Price	BIN Price	Total Fee
Compaq Ipaq 3650 For Sale	01/02/2002 11:00AM	Auction	1	7 days	\$1.00	\$0.00	\$0.30
Compaq Ipaq 3650 For Sale	01/02/2002 11:05AM	Auction	1	7 days	\$1.00	\$0.00	\$0.30
Compaq Ipaq 3650 For Sale	01/02/2002 11:10AM	Auction	1	7 days	\$1.00	\$0.00	\$0.30
Compaq Ipaq 3650 For Sale	01/02/2002 11:15AM	Auction	1	7 days	\$1.00	\$0.00	\$0.30
Compaq Ipaq 3650 For Sale	01/02/2002 11:20AM	Auction	1	7 days	\$1.00	\$0.00	\$0.30
Compaq Ipaq 3650 For Sale	01/02/2002 11:25AM	Auction	1	7 days	\$1.00	\$0.00	\$0.30
Compaq Ipaq 3650 For Sale	01/02/2002 11:30AM	Auction	1	7 days	\$1.00	\$0.00	\$0.30
Compaq Ipaq 3650 For Sale	01/02/2002 11:35AM	Auction	1	7 days	\$1.00	\$0.00	\$0.30
Compaq Ipaq 3650 For Sale	01/02/2002 11:40AM	Auction	1	7 days	\$1.00	\$0.00	\$0.30
Compaq Ipaq 3650 For Sale	01/02/2002 11:45AM	Auction	1	7 days	\$1.00	\$0.00	\$0.30
Compaq Ipaq 3650 For Sale	01/02/2002 11:50AM	Auction	1	7 days	\$1.00	\$0.00	\$0.30
Compaq Ipaq 3650 For Sale	01/02/2002 11:55AM	Auction	1	7 days	\$1.00	\$0.00	\$0.30
Compaq Ipaq 3650 For Sale	01/02/2002 12:00PM	Auction	1	7 days	\$1.00	\$0.00	\$0.30
Compaq Ipaq 3650 For Sale	01/02/2002 12:05PM	Auction	1	7 days	\$1.00	\$0.00	\$0.30
Compaq Ipaq 3650 For Sale	01/02/2002 12:10PM	Auction	1	7 days	\$1.00	\$0.00	\$0.30
Compaq Ipaq 3650 For Sale	01/02/2002 12:15PM	Auction	1	7 days	\$1.00	\$0.00	\$0.30
Compaq Ipaq 3650 For Sale	01/02/2002 12:20PM	Auction	1	7 days	\$1.00	\$0.00	\$0.30
Compaq Ipaq 3650 For Sale	01/02/2002 12:25PM	Auction	1	7 days	\$1.00	\$0.00	\$0.30

Change Start Time

Upload All

402

FIG. 15E

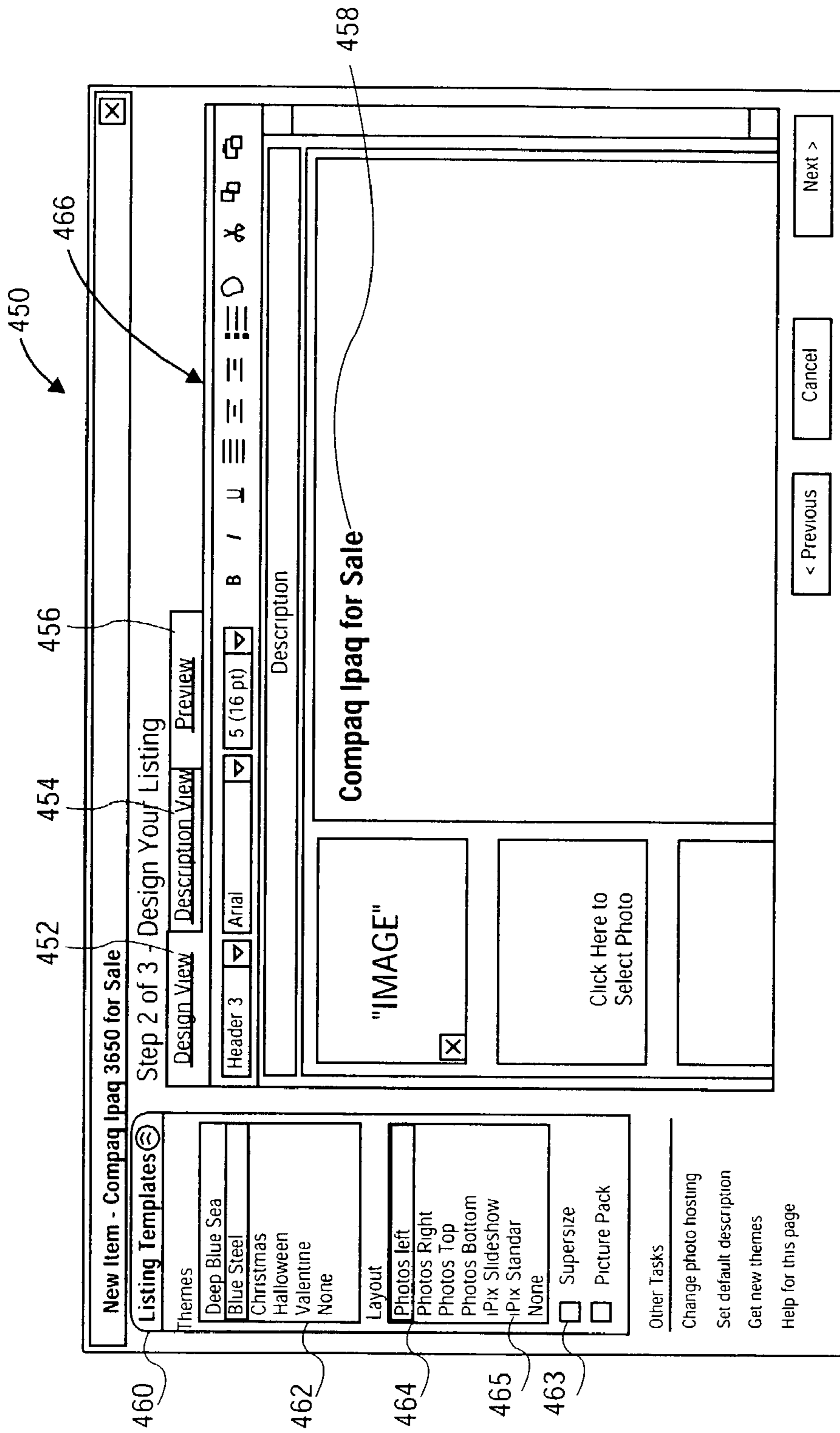


FIG. 16A

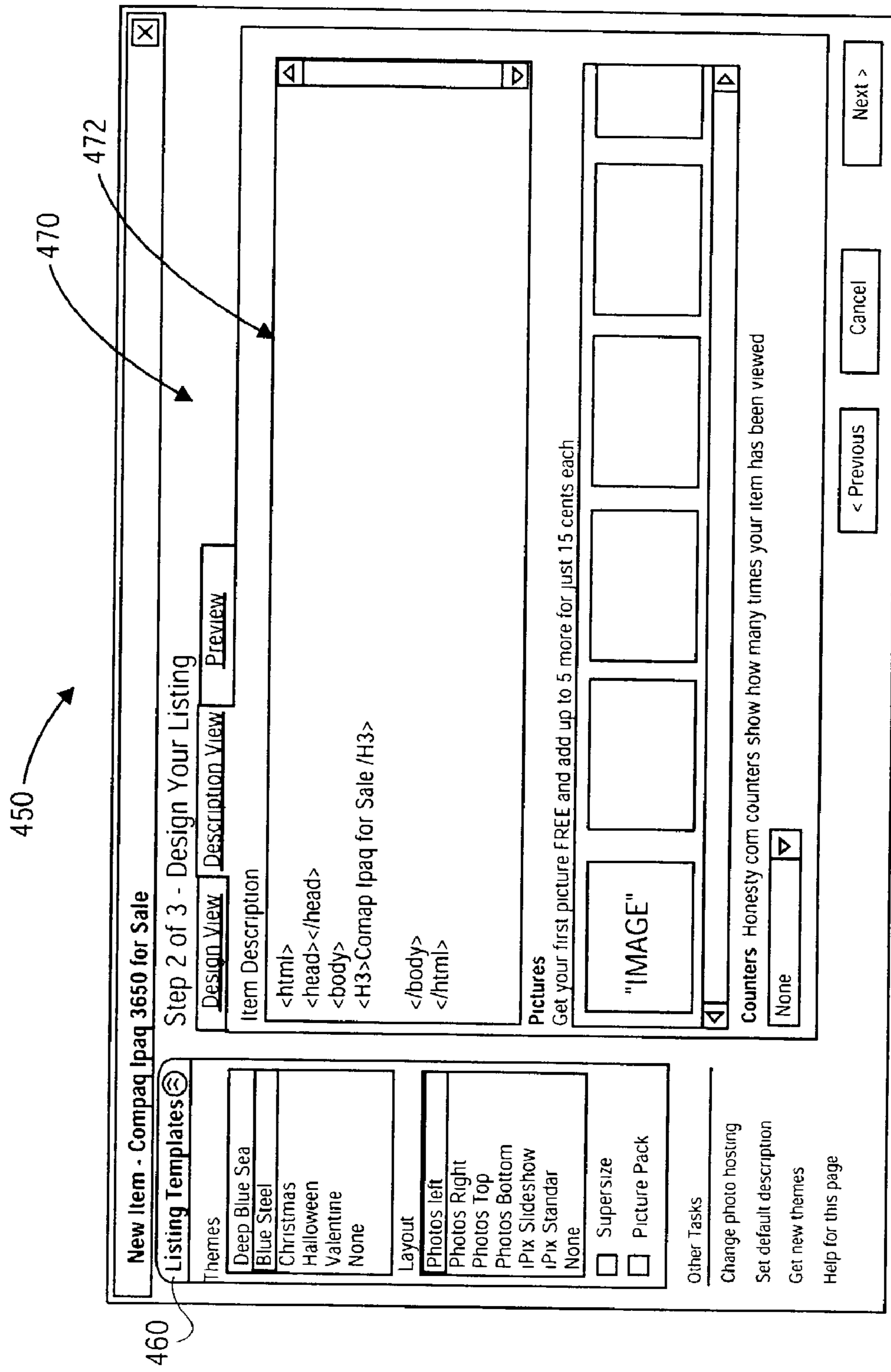


FIG. 16B

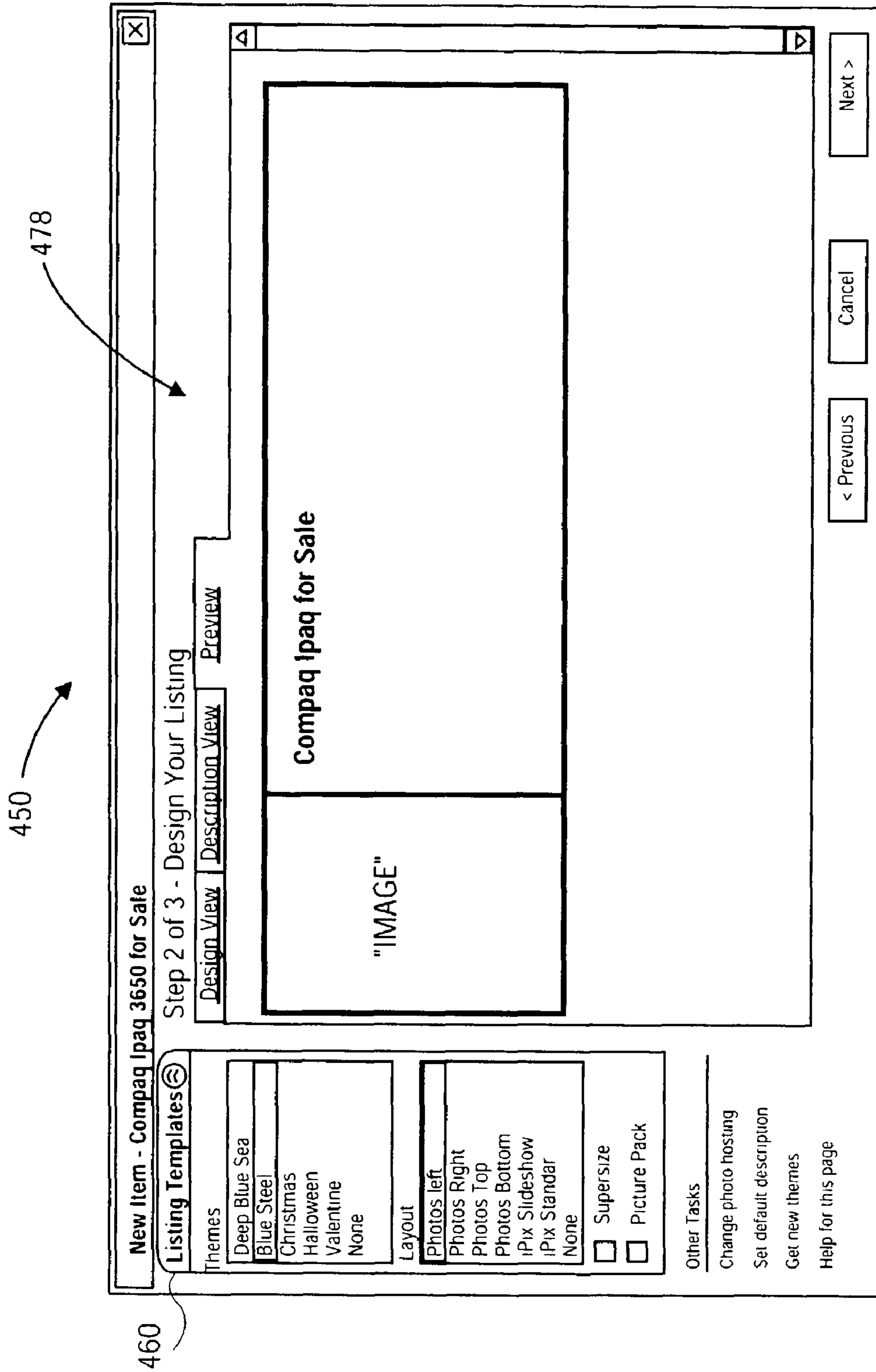


FIG. 16C

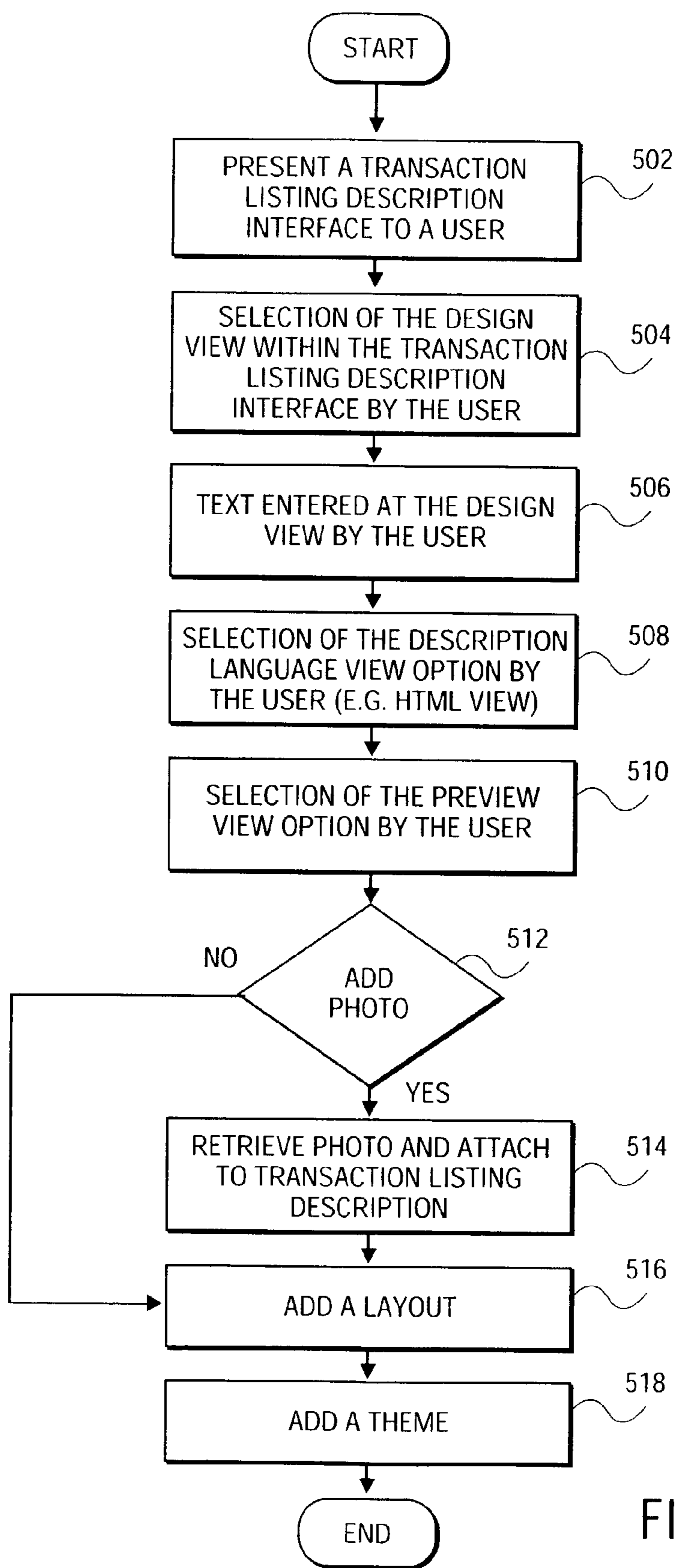


FIG. 17

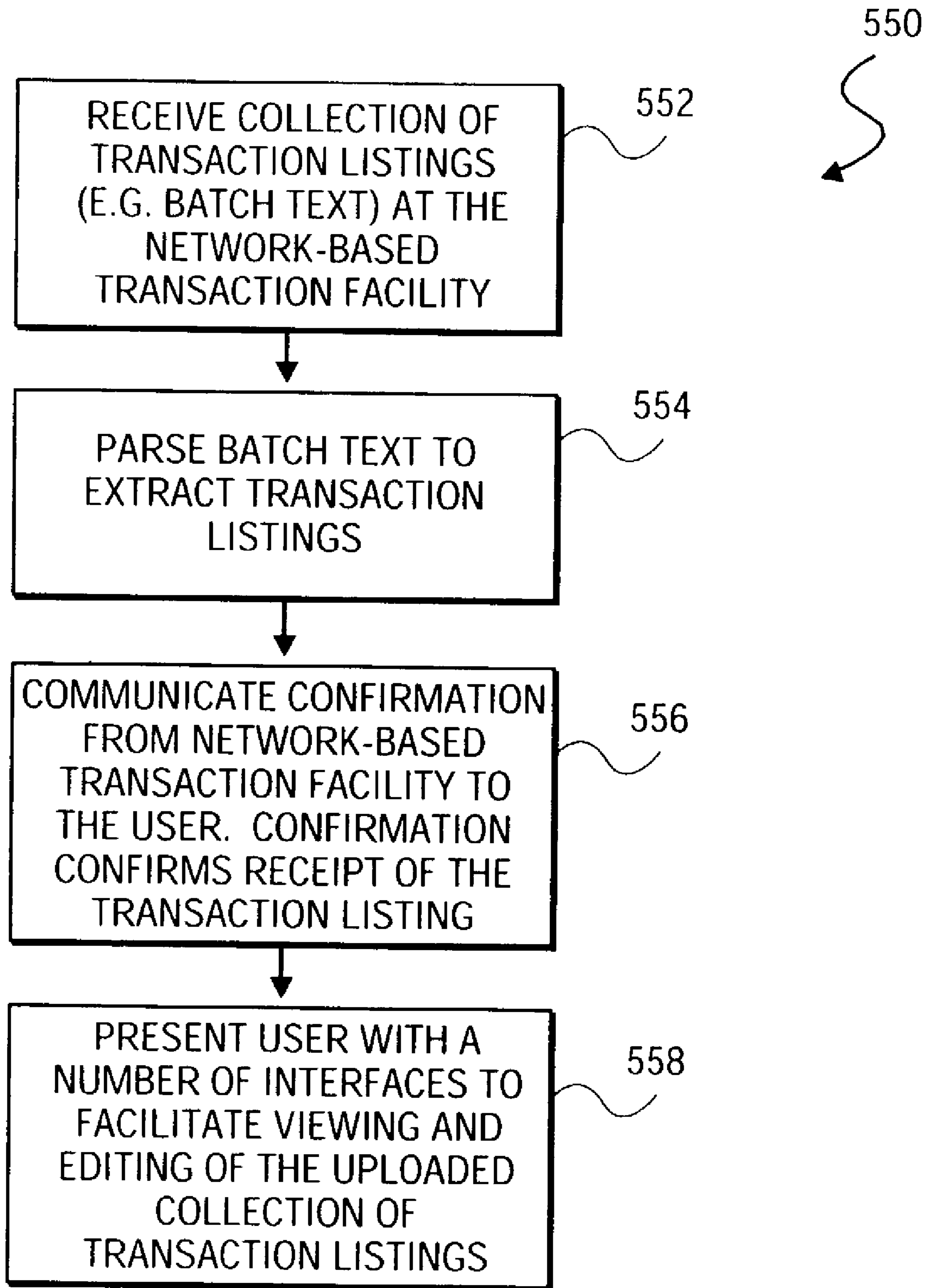


FIG. 18

600

<input type="checkbox"/>	<input type="checkbox"/>	<input type="checkbox"/>			
<input type="button" value="Select All"/>		<input type="button" value="Reschedule"/>	<input type="button" value="Remove"/>	<input type="button" value="Go"/>	
<input type="checkbox"/>	Title	Format	Duration	Start Time	Actions
<input type="checkbox"/>	<u>SoundBlaster Adigy Store Item</u>	Stores	7 Days	3/4/2002 12:00 PM	edit
<input type="checkbox"/>	<u>SoundBlaster Adigy Store Item</u>	Stores	7 Days	1/2/2002 12:55 PM	edit
<input type="checkbox"/>	<u>SoundBlaster Adigy for Sale</u>	Auction	7 Days	1/2/2002 12:50 PM	edit
<input type="checkbox"/>	<u>SoundBlaster Adigy for Sale</u>	Auction	7 Days	1/2/2002 12:45 PM	edit
<input type="checkbox"/>	<u>SoundBlaster Adigy for Sale</u>	Auction	7 Days	1/2/2002 12:40 PM	edit
<input type="checkbox"/>	<u>SoundBlaster Adigy for Sale</u>	Auction	7 Days	1/2/2002 12:35 PM	edit
<input type="checkbox"/>	<u>SoundBlaster Adigy for Sale</u>	Auction	7 Days	1/2/2002 12:30 PM	edit
<input type="checkbox"/>	<u>SoundBlaster Adigy for Sale</u>	Auction	7 Days	1/2/2002 12:25 PM	edit
<input type="checkbox"/>	<u>SoundBlaster Adigy for Sale</u>	Auction	7 Days	1/2/2002 12:20 PM	edit
<input type="checkbox"/>	<u>SoundBlaster Adigy for Sale</u>	Auction	7 Days	1/2/2002 12:15 PM	edit
1 2					
<input type="button" value="Select All"/>		<input type="button" value="Reschedule"/>	<input type="button" value="Remove"/>		

FIG. 19A

602

Title	Format	Duration	Start Time
<u>SoundBlaster Adigy for Sale</u>	⚡ Auction	7 Days	1/2/2002 12:00:00 PM
<u>SoundBlaster Adigy for Sale</u>	⚡ Auction	7 Days	1/2/2002 12:05:00 PM
<u>SoundBlaster Adigy for Sale</u>	⚡ Auction	7 Days	1/2/2002 12:10:00 PM
<u>SoundBlaster Adigy for Sale</u>	⚡ Auction	7 Days	1/2/2002 12:15:00 PM
<u>SoundBlaster Adigy for Sale</u>	⚡ Auction	7 Days	1/2/2002 12:20:00 PM

Reschedule to start on

Space out multiple listings at intervals

FIG. 19B

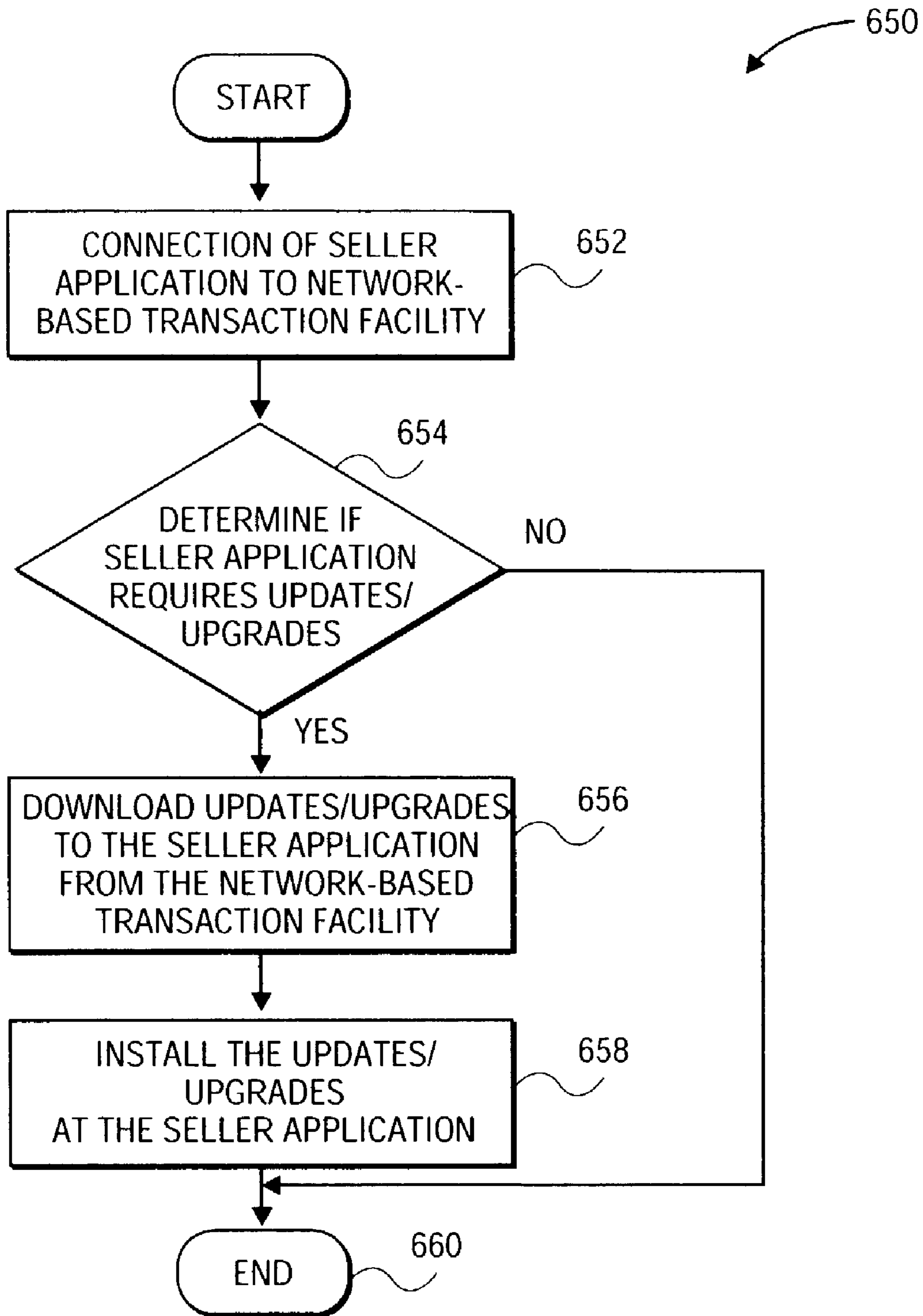


FIG. 20

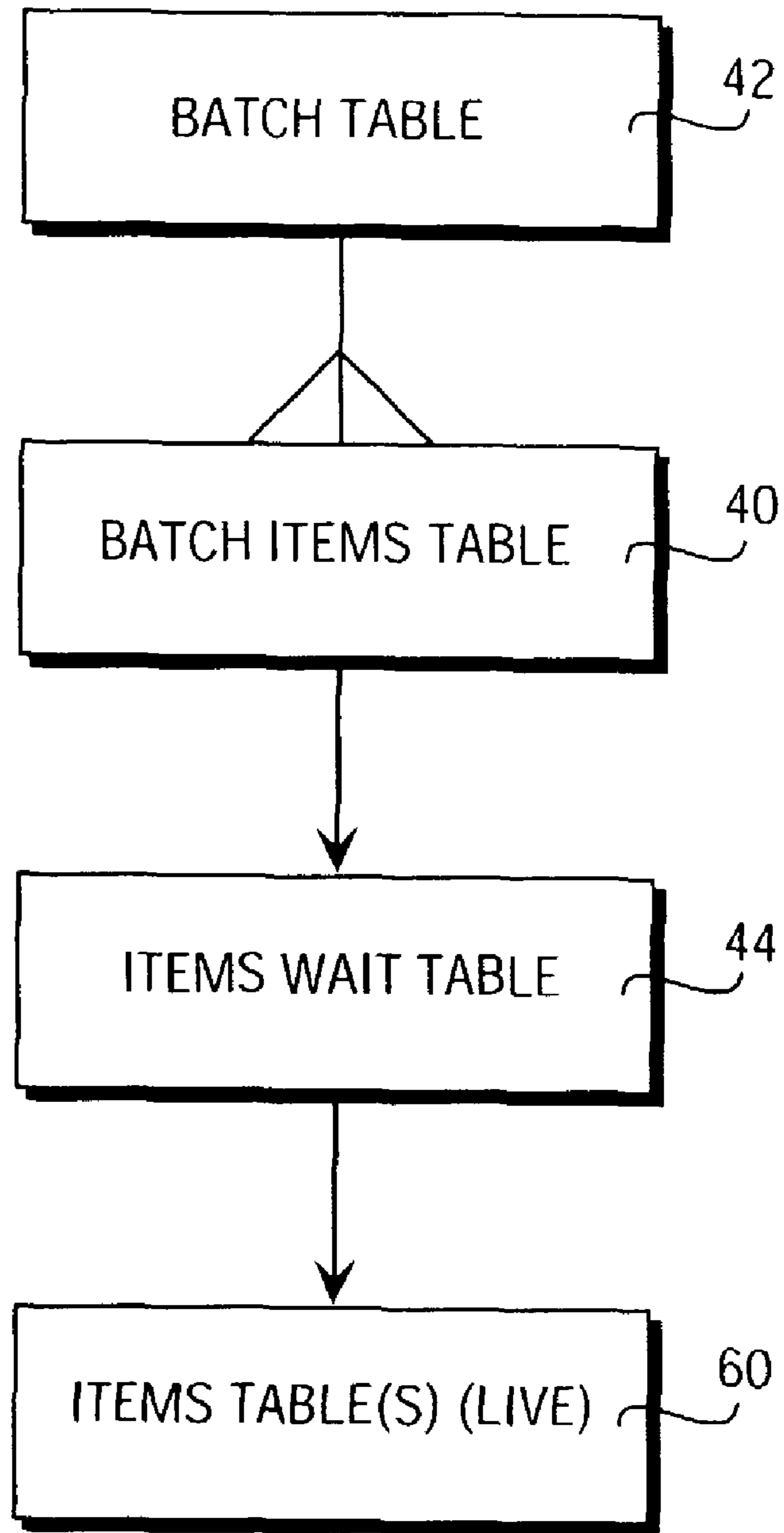


FIG. 21A

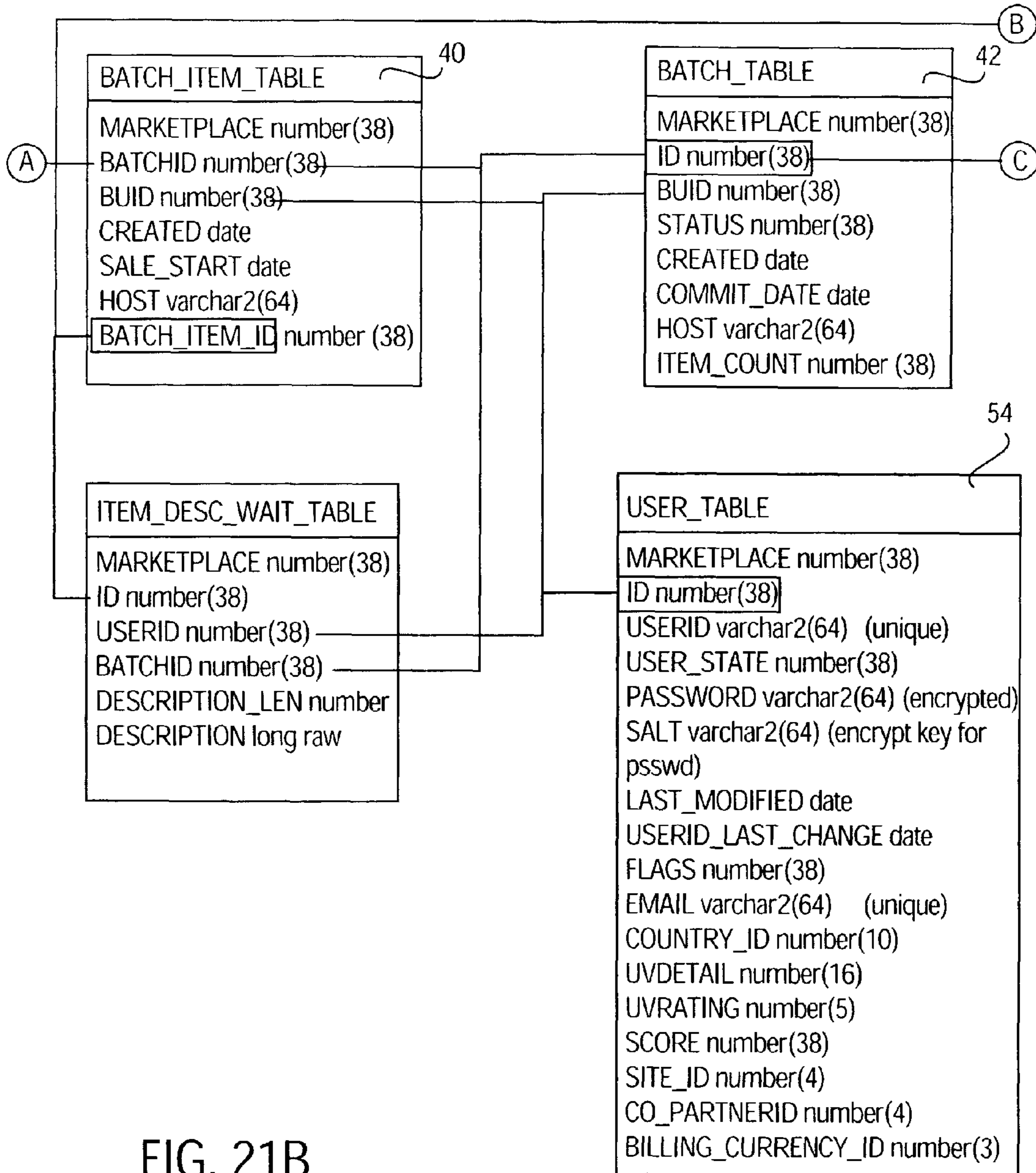


FIG. 21B

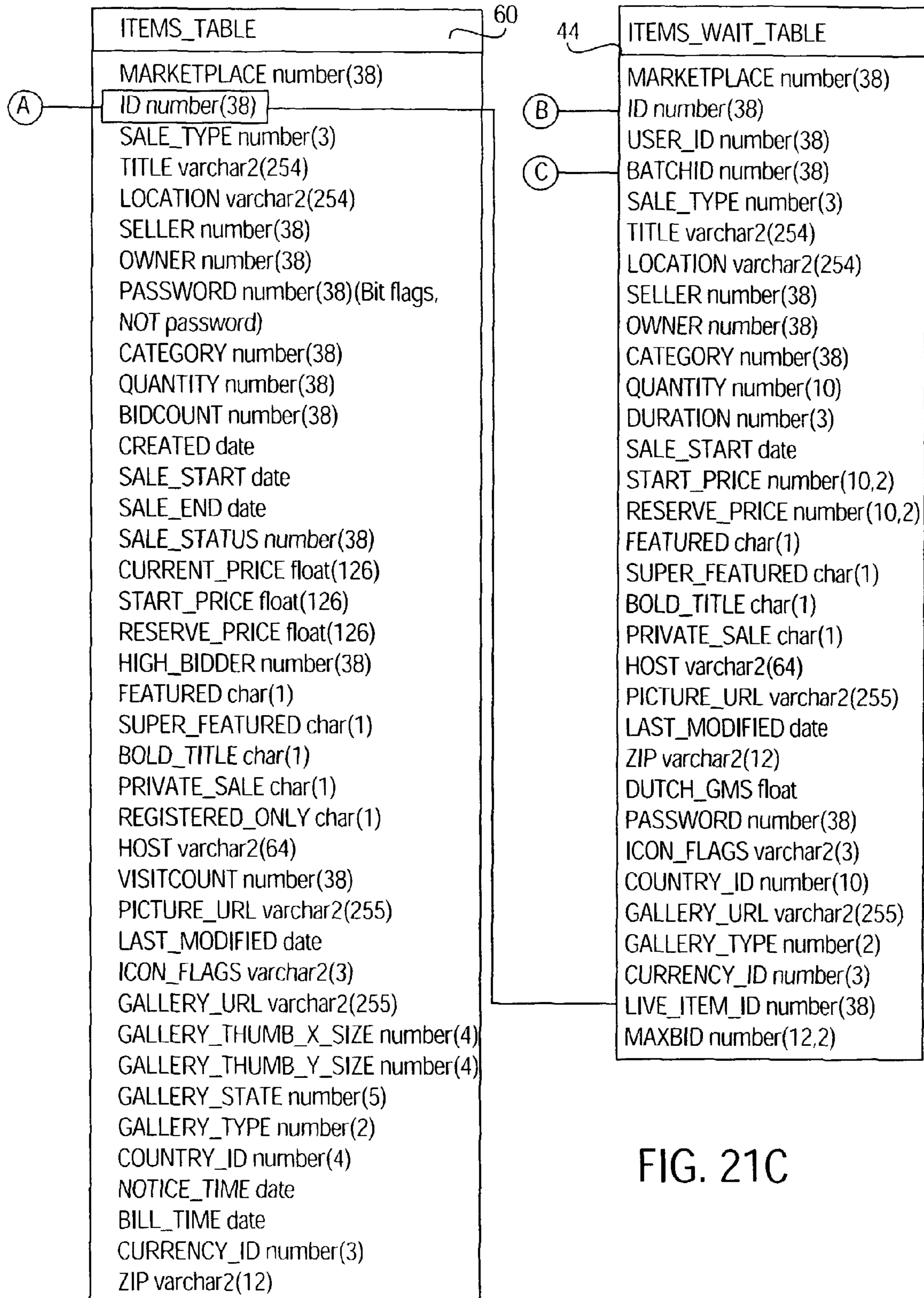


FIG. 21C

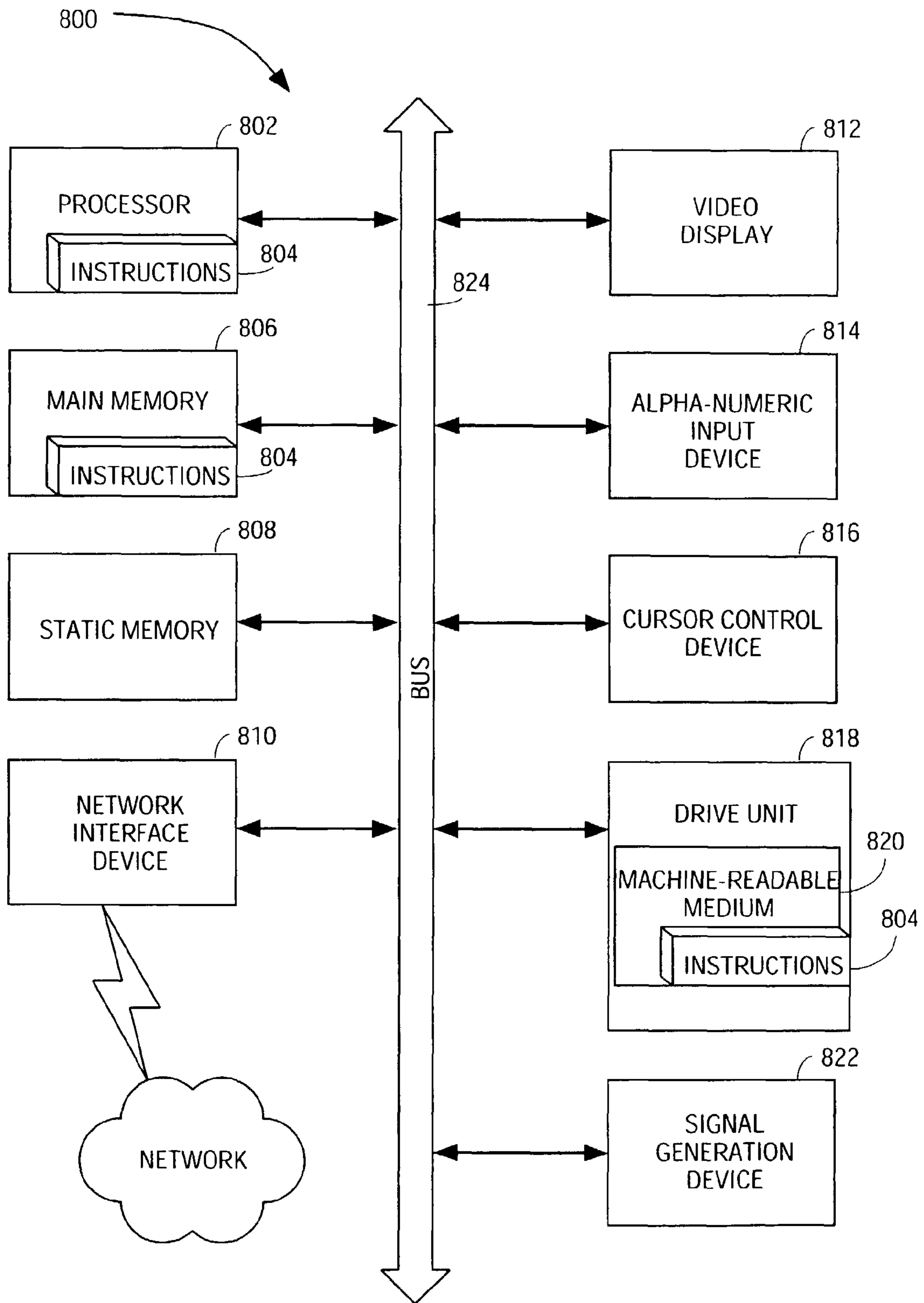


FIG. 22

1

**METHOD AND SYSTEM FOR
AUTOMATICALLY UPDATING A SELLER
APPLICATION UTILIZED IN A
NETWORK-BASED TRANSACTION
FACILITY**

This application claims the benefit of U.S. Provisional Application No. 60/387,638, filed Jun. 10, 2002.

FIELD OF THE INVENTION

The present invention relates generally to the field of network-based commerce and, more specifically, to a method and system for automatically updating a seller application utilized in a network-based transaction facility.

BACKGROUND OF THE INVENTION

With the wide spread acceptance of the Internet as an ubiquitous, interactive communication and interaction platform, on-line (or electronic) commerce conducted over the Internet has become commonplace in a variety of business environments. On-line commerce is traditionally categorized as business-to-business (B2B), business-to-consumer (B2C), consumer-to-consumer (C2C) and even business-to-employee (B2E) commerce. In the B2B environment, a number of online exchanges or marketplaces (e.g., vertical exchanges) have been established with a view to facilitating electronic commerce between parties, for example, within a vertical supply chain. Such B2B exchanges typically provide a number of tools for facilitating commerce, such as aggregated and near real-time inventory information, Requests for Quotation (RFQ) capabilities and auctions.

In the B2C and C2C environments, a number of marketplace exchanges and transaction facilities have proved popular. A leading electronic transaction facility (or market place) is operated by eBay, Incorporated. Electronic marketplaces are also provided by Yahoo! Incorporated and Amazon.com. Further, a number of on-line services offer on-line classifieds, such as the Yahoo! Classifieds service offered by Yahoo! Incorporated.

A number of the on-line marketplaces are utilized by merchants as an important, if not a primary, distribution channel for products. Such so-called "power users" typically list a large number of items to be sold or auctioned each day. Further, various retailers and merchants also utilize free, or low-cost, classified advertisement services offered on the Internet, such as Yahoo! Classifieds. For example, a used-car sales operation may, at any time, place a number of such classified advertisements via an on-line classified advertisement service. It would be helpful to provide merchants with a way to create and propagate multiple items to a network-based marketplace.

SUMMARY OF THE INVENTION

According to the present invention, there is provided a method for automatically updating a seller application upon connecting to a network-based transaction facility. The method includes receiving a request, by a seller application, to connect to the network-based transaction facility. The method also includes determining whether a category update exists for a category data structure maintained by the seller application. The method further includes downloading the category update to the seller application for each updating of

2

a category data structure maintained by the seller application utilizing the downloaded category update.

BRIEF DESCRIPTION OF THE DRAWINGS

The present invention is illustrated by way of example and not limitation in the figures of the accompanying drawings, in which like references indicate similar elements and in which:

FIG. 1 is a block diagram illustrating an exemplary network-based transaction facility, according to one embodiment of the present invention.

FIG. 2 is a database diagram illustrating an exemplary database maintained and accessed by a database engine server of the network-based transaction facility.

FIG. 3 is a block diagram illustrating a network-based transaction environment, according to an exemplary embodiment of the present invention including a client-side and a server-side.

FIG. 4 is a block diagram illustrating the seller application, according to an exemplary embodiment of the present invention.

FIG. 5 is a flow chart illustrating a method, according to an exemplary embodiment of the present invention, of customizing the seller application, where the seller application facilitates propagating transaction listings to a network-based transaction facility.

FIG. 6 is a flow chart illustrating a method, according to an exemplary embodiment of the present invention, of scheduling listings, via the seller application, at the network-based transaction facility.

FIG. 7 is a block diagram illustrating the relationship between the seller application and multiple network-based transaction facilities, according to an exemplary embodiment of the present invention.

FIG. 8 is a flow chart illustrating a method, according to an exemplary embodiment of the present invention, of scheduling the listing of transaction listings at a network-based transaction facility.

FIG. 9 is a flow chart illustrating a method, according to an exemplary embodiment of the present invention, of providing a "what you see is what you get" (WYSIWYG) interface for entering transaction listing descriptions in the seller application.

FIG. 10 is a flow chart illustrating a method, according to an exemplary embodiment of the present invention, of receiving software modules and configuration data updates/upgrades for the seller application.

FIG. 11 is a flow chart illustrating a method, according to an exemplary embodiment of the present invention, of downloading the seller application from the network-based transaction facility to a client machine.

FIG. 12 is a flow chart illustrating a method, according to an exemplary embodiment of the present invention, of customizing the seller application utilized to propagate transaction listings and their respective start times to a network-based transaction facility.

FIGS. 13A-13E illustrates interfaces that may be presented to a user by a network-based transaction facility so as to facilitate customization of the seller application.

FIG. 14 is a flow chart illustrating a method, according to an exemplary embodiment of the present invention, of defining batch text that embodies a collection of transaction listings, such as for example, listings to be published at an online store.

FIGS. 15A-15E illustrate interfaces that may be presented to a user by a network-based transaction facility so as to allow

creating, editing, and deleting collections of transaction listings and of individual transaction listings.

FIGS. 16A-16C illustrate interfaces that may be presented to a user by a network-based transaction facility so as to facilitate the entry of a transaction listing description.

FIG. 17 is a flow chart illustrating a method, according to an exemplary embodiment of the present invention, of entering a transaction listing description via a transaction listing description interface.

FIG. 18 is a flow chart illustrating a method, according to an exemplary embodiment of the present invention, of scheduling listings, via the seller application, at a network-based transaction facility.

FIGS. 19a and 19b illustrate interfaces that may be presented to a user by a network-based transaction facility so as to allow the viewing, editing, previewing and confirmation of collections of transaction listings and of individual transaction listings.

FIG. 20 is a flow chart illustrating a method, according to an exemplary embodiment of the invention, of facilitating the updating/upgrading of the seller application.

FIGS. 21A-21C provide a diagrammatic representation of a database structure, as may be maintained by the database engine server of a network-based transaction facility, according to an exemplary embodiment of the present invention.

FIG. 22 shows a diagrammatic representation of machine in the exemplary form of a computer system within which a set of instructions, for causing the machine to perform any one of the methodologies discussed above, may be executed.

DETAILED DESCRIPTION

A method and system for scheduling transaction listings at a network-based transaction facility are described. In the following description, for purposes of explanation, numerous specific details are set forth in order to provide a thorough understanding of the present invention. It will be evident, however, to one skilled in the art that the present invention may be practiced without these specific details.

Terminology

The term "user" shall be taken to refer to any entity, human or automated, that contributes to, or participates in, a transaction, communication or process.

The term "transaction" shall be taken to include any communication or exchange between two or more parties with a view to establishing a business agreement, exchange of value or a commercial relationship. Accordingly, the word "transaction" shall be deemed to cover, but not be limited to, a purchase-and-sale transaction established as a result, for example, of the placement of an advertisement or as a result of the conclusion of an auction process, the auction process being conducted on-line or otherwise.

The term "upgrade" shall be taken to include upgrades and updates. Accordingly, the word "upgrade" shall be deemed to cover, but not be limited to, modifications to existing software modules and data elements.

The term "targeted site" shall be taken to include a site (e.g., website) targeted according to geography (e.g., continent, country, region, etc.), subject matter (e.g., Beanie Babies, baseball memorabilia, antique cars, etc.), purpose (e.g., commercial, non-profit, etc.), demographics (e.g., Spanish language, English language, etc.), etc. In fact, any combination (e.g., geography, purpose, and demographics) of the above or other criteria may be used in describing a "targeted site."

The term "web site" shall be taken to mean a related collection of World Wide Web (WWW) files that include a begin-

ning file called a home page. Thousands of companies and individuals have one or multiple websites. A company or an individual tells you how to get to their web site(s) by giving you a home page address. From the home page, you can get to all the other pages on the site. For example, the web site for eBay has the home page address of <http://www.eBay.com>. The home page address for eBay leads to many other pages. (But a web site can also be just a few pages). A very large web site may be spread over a number of servers in different geographic locations. The web sites of certain company's consist of thousands of files spread out over many servers in world-wide locations. But a more typical example is probably a web site that resides on a commercial space provider's web server with a number of other web sites, where all of the web sites may or may not have anything to do with each other.

While an exemplary embodiment of the present invention is discussed below with reference to "items", it will be appreciated that the present invention is not so limited. Accordingly, the word "item" shall be deemed to cover, but not be limited to, a transaction listing.

The term "data file" shall be taken to mean a collection of transaction listings. Accordingly, the phrase "data file" shall be deemed to cover, but not be limited to, a collection of transaction listings, for example, which is being propagated to a network-based transaction facility.

Transaction Facility

FIG. 1 is block diagram illustrating an exemplary network-based transaction facility 10. While an exemplary embodiment of the present invention is described within the context of a network-based transaction facility 10, the invention will find application in many different types of computer-based, and network-based, facilities (commerce, transaction or otherwise).

The network-based transaction facility 10, in an exemplary embodiment, includes one or more of a number of types of front-end servers that each includes at least one Dynamic Link Library (DLL) to provide certain functionality. Page servers 12 deliver web pages (e.g., markup language documents), picture servers 14 dynamically deliver images to be displayed within Web pages, listing servers 16 facilitate category-based browsing of listings, search servers 20 that handle search requests to the network-based transaction facility 10 and facilitate keyword-based browsing of listings, and ISAPI servers 18 provide an intelligent interface to the back-end of the network-based transaction facility 10. E-mail servers 22 provide, inter alia, automated e-mail communications to users of the network-based transaction facility 10. Administrative applications(s) functions 32 facilitate monitoring, maintaining, and managing the network-based transaction facility 10. API servers 13 provide a set of functions for querying the network-based transaction facility 10. The API is a set of easy to use functions called through the HTTP transport protocol. Information is sent and received using a standard XML data format. Applications utilized to interact (e.g., upload transaction listings, review transaction listings, manage transaction listings, etc.) with the network-based transaction facility may be designed to use the API. Such applications may be an HTML form or a CGI program written in C++, Perl, Pascal, or any other programming language. The API is more fully described in U.S. patent application Ser. No. 09/999,618, herein incorporated by reference.

The page servers 12, API servers 13, picture servers 14, ISAPI servers 18, search servers 20, e-mail servers 22 and database engine server 26 may individually, or in combination, act as a communication engine to facilitate communications between, for example, the client machine 38 and the network-based transaction facility 10. In addition, the page

servers 12, API servers 13, picture servers 14, ISAPI servers 18, search servers 20, e-mail servers 22 and database engine server 26 may individually, or in combination, act as a transaction engine to facilitate transactions between, for example, the client machine 38 and the network-based transaction facility 10. Furthermore, the page servers 12, API servers 13, picture servers 14, ISAPI servers 18, search servers 20, e-mail servers 22 and database engine server 26 may individually, or in combination, act as a display engine to facilitate the display of items between, for example, the client machine 38 and the network-based transaction facility 10.

The back-end servers include a database engine server 26, a search index server 24 and a credit card database server 28, each of which maintains and facilitates access to a respective database.

The network-based transaction facility 10 may be accessed by a client program, such as for example a browser 36 (e.g., the Internet Explorer distributed by Microsoft Corp. of Redmond, Wash.) that executes on a client machine 38 and accesses the network-based transaction facility 10 via a network such as, for example, the Internet 34. Other examples of networks that a client may utilize to access the network-based transaction facility 10 include a wide area network (WAN), a local area network (LAN), a wireless network (e.g., a cellular network), or the Public Switched Telephone Network (PSTN) network.

Database Structure

FIG. 2 is a database diagram illustrating an exemplary database 30, maintained by and accessed via the database engine server 26, which at least partially implements and supports the network-based transaction facility 10. In the exemplary embodiment, the database engine server 26 maintains two databases 30_a and 30_b, a first database 30_a being maintained for listing (or offering) information that is not included within a virtual "store" according to the present invention, with a second database 30_b storing offering information for offerings that are presented via virtual "stores" supported by the network-based transaction facility 10. The structure of these databases 30_a and 30_b are substantially the same, but differ in that the tables of the "store" database 30_b may include a number of additional fields to facilitate the virtual stores. A general discussion of the basic structure of a database 30 is presented below, this being applicable to both databases 30_a and 30_b.

The database 30 may, in one embodiment, be implemented as a relational database, and includes a number of tables having entries, or records, that are linked by indices and keys. In an alternative embodiment, the database 30 may be implemented as collection of objects in an object-oriented database.

Central to the database 30 is a user table 54, which contains a record for each user of the network-based transaction facility 10. A user may operate as a seller, buyer, or both, when utilizing the network-based transaction facility 10. The database 30 also includes items tables 60 that may be linked to the user table 54. The items tables 60 may include a seller items table 52 and a bidder items table 58. A user record in the user table 54 may be linked to multiple items that are being, or have been, listed or offered for sale via the network-based transaction facility 10. A link indicates whether the user is a seller or a bidder (or buyer) with respect to items for which records exist within the items tables 60.

The database 30 also includes one or more category tables 47. Each record within the category table 47 describes a respective category. In one embodiment, a specific category table 47 describes multiple, hierarchical category data structures, and includes multiple category records, each of which

describes the context of a particular category within the one of the multiple hierarchical category structures. For example, the category table 47 may describe a number of real, or actual, categories to which item records, within the items tables 60, may be linked.

The database 30 also includes one or more attributes tables 49. Each record within an attributes table 49 describes a respective attribute. In one embodiment, a specific attributes table 49 describes multiple, hierarchical attribute data structures, and includes multiple attribute records, each of which describes the context of a particular attribute within the one of the multiple hierarchical attribute structures. For example, the attributes table 49 may describe a number of real, or actual, attributes to which item records, within the items tables 60, may be linked. Also, the attributes table 49 may describe a number of real, or actual, attributes to which categories, within the category table 47, may be linked.

The database 30 also includes a note table 46 populated with note records that may be linked to one or more item records within the items tables 60 and/or to one or more user records within the user table 54. Each note record within the note table 46 may include, inter alia, a comment, description, history or other information pertaining to an item being offered via the network-based transaction facility 10, or to a user of the network-based transaction facility 10. Also, the database 30 includes a targeted site table 67 populated with targeted site records that may be linked to one or more item records within the items tables 60 and/or to one or more user records within the user table 54.

A number of other tables are also shown to be linked to the user table 54, namely a user past aliases table 48, a feedback table 50, a feedback details table 53, a bids table 55, an accounts table 64, an account balances table 62 and a batch items table 40. To enable one embodiment of the present invention, the database 30 is also shown to include a batch table 42, a batch items table 40 and an items wait table 44. Further details regarding the database tables 40-44 are provided below.

The present invention relates to a method and system for automatically updating a seller application utilized in a network-based transaction facility 10. FIG. 3 is a block diagram illustrating a network-based transaction environment 67, according to an exemplary embodiment of the present invention, including a client-side 35 and a server-side 71. The transaction listings 70 (e.g., offers for sale, auctions, fixed-price listings) are established on the network-based transaction facility 10, in one embodiment, via the seller application 66. The seller application 66 is utilized at a client machine 38 to assist in the communication of multiple transaction listings 70 to a network-based transaction facility 10. In one embodiment, the seller application 66 may be utilized offline or the seller application 66 may be utilized online (e.g., connected to the network-based transaction facility 10). In one embodiment, the seller application 66 is a stand alone application that executes on the client machine 38. In another embodiment, the communication of the multiple transaction listings 70 may be performed utilizing server-enabled applications, such as a web browser, or applet that executes within a web browser.

In one embodiment, the seller application 66 is installed and executed on a client computer with a view to assisting a user in propagating multiple transaction listings 70 and their respective start times to a network-based transaction facility 10. The seller application 66 thus operates as a client application, and provides a number of user interfaces and other functionality to assist a user in defining multiple transaction listings 70 in a convenient manner. The seller application 66

also operates to compose a data file (e.g., batch text **68**) that includes the multiple transaction listings **70** and their associated start times, and to propagate such a data file as a single transmission to a network-based transaction facility **10**. The propagating of such a single data file including multiple transaction listings **70** is a feature, that may reduce the number of interactions between a client machine **38** and the network-based transaction facility **10**, and thereby reduce the amount of time that a client machine **38** has to be connected to a network (i.e., be “on-line”).

The associated start times include a different starting time for at least a portion of the plurality of transaction listings **70** in the data file. The associated start times may include a starting date and time of a first transaction listing **70** in the data file **68**. In an exemplary embodiment, the start times may be staggered by a user-selectable amount of time. For example, transaction listings **70** scheduled to start at Dec. 25, 2002 at 7:00 a.m. with a user staggered time of 5 minutes selected by a user will result in the following:

- the first transaction listing starting at 7:00 a.m.;
- the second transaction listing starting at 7:05 a.m.;
- the third transaction listing starting at 7:10 a.m.; and
- the fourth transaction listing starting at 7:15 a.m.

Thus, the starting times of the four transaction listings **70** in the example are staggered by 5 minutes. In the exemplary embodiment, the user may chose numerous values with which to stagger the starting times (e.g., 10 minutes, 1 hour, 10 hours, 1 day, etc.). In one embodiment, the seller application **66** prevents the user from specifying associated starting times for transaction listings **70** where the associated starting times exceed a maximum advanced scheduling value. Furthermore, the seller application **66** may prevent the user from specifying an associated start time less than a minimum scheduling value. The maximum advanced scheduling value and the minimum scheduling value may be defined in terms of years, months, days, hours, minutes, or seconds defined by the network-based transaction facility **10**.

As the seller application **66** is, in one exemplary embodiment, executable on the client-side **35** as a stand-alone application, it provides the feature of allowing a user to compose multiple transaction listings **70** in an “off-line” manner (e.g., without necessarily establishing any network communications or session with the network-based transaction facility **10**), and then to propagate such multiple transaction listings **70** to the network-based transaction facility **10** as the above-mentioned single data file transmission.

A further feature of the client-side **35** executable seller application **66** is that it is configurable to work with multiple targeted (e.g., customized) sites. Therefore, a user may use the seller application **66** to propagate the same transaction listing **70** to multiple targeted sites (e.g., geographically-targeted sites for each of the U.S., UK, DE, etc. . . .).

One embodiment of the present invention provides server-side facilitated viewing, editing and confirmation of multiple transaction listings **70** by a user, and also the committing of such multiple transaction listings **70** to an active state to initiate multiple transaction processes facilitated by the network-based transaction facility **10**.

Referring back to FIG. **3**, the environment includes a client-side **35** and a server-side **71**. On the client-side **35**, a client machine **38** (e.g., a personal computer, Personal Digital Assistant (PDA), cellular telephone, set-top box, or any other networked device) is shown to host the seller application **66**, and a browser application **36**. While the seller application **66** and browser application **36** are illustrated as being separate, the browser application **36** may be configured to work as the seller application **66**, for example through the retrieval of

HTML pages from the server-side **36** or through execution of an applet. The client machine **38** is coupled to a network in the exemplary form of the Internet **34**, or any Local Area Network (LAN) or Wide Area Network (WAN).

The seller application **66**, in one embodiment, presents a number of user interfaces to a user for the purposes of harvesting multiple transaction listings **70**. The seller application **66** further composes batch text **68** that embodies the multiple transaction listings **70** inputted via the multiple interfaces. The seller application **66** then communicates the batch text **68** to the network-based transaction facility **10** in accordance with the network-based transaction facility API. In an alternative embodiment, the seller application **66** interacts with an email application **69** to compose an electronic mail (e-mail) message that embodies the batch text **68**. The batch text **68** is communicated to the network-based transaction facility **10** by the email application **69** as an email message. Specifically, the email application **69** utilizes any one of a number of electronic e-mail or messaging protocols (e.g., Simple Mail Transport Protocol (SMTP)) to communicate the email message over the Internet **34**. It will of course be appreciated, in alternative embodiments, that any one of a number of other protocols (e.g., the File Transport Protocol (FTP)) may be utilized.

Turning to the server-side **71**, the network-based transaction facility **10** is shown to execute a transaction application **73** that includes a communicator module **75**, a parser module **76**, an upgrade control module **77**, a scheduler module **80**, and a publisher module **82**.

The communicator module **75** including the parser module **76** is to receive a data file **68** from the seller application **66** executed at a client machine **38**, the data file **68** including a plurality of transaction listings **70** and respective associated start times. The parser module **76** operates to parse received multiple transaction listings **70** from the batch text **68**. The parser module **76** may also perform various format, content and verification operations. The parser module **76** then populates the items wait table **44**, as maintained by the database engine server **26**, with the extracted transaction listings **70**. The scheduler module **80** schedules publication of the plurality of transaction listings **70** according to their respective associated start times. From the items wait table **44**, the transaction listings **70** are transferred to the live items table **60** according to their scheduled listing time, in the manner described below. The publisher module **82** publishes each of the plurality of transaction listings **70** at the network-based transaction facility **10** according to their associated start times.

In one embodiment, the communicator module **75** verifies user login information supplied by the seller application **66** with a connection request. The verification occurs before receiving the batch text **68**. Upon verifying the user login information, the communicator module **75** provides user information received to the upgrade control module **77**. The upgrade control module **77** determines if the seller application **66** requires any updates/upgrades. Such updates/upgrades, may include but are not limited to software components (e.g., main module) or data elements (e.g., category updates, attributes updates, etc.).

The transaction application **73** further encompasses the page server **12**, which in one exemplary embodiment, includes an Internet Server Application Program Interface (ISAPI) **18** where the page server **12** comprises the Internet Information Server, a web server developed by Microsoft Corporation of Redmond, Wash. In an alternative embodiment, the page server **12** may execute a Common Gateway Interface (CGI) program. The page server **12** operates

dynamically to generate markup language documents (e.g., web pages) utilizing content retrieved from the database engine server **26**, and to communicate such markup language documents via the Internet **34** to the seller application **66** for viewing utilizing the browser application **36**. In one embodiment, the page server **12** serves up a reviewer page **72**, embodying a list of multiple transaction listings **70** successfully extracted by the parser module **76** from the list of transaction listings **70** for display within the browser application **36**. This is done for the purposes of allowing a user to view, edit, and confirm such transaction listings **70** before they are communicated to the live items table **60** from the items wait table **44**.

Basic Architecture of the Seller Application

In the exemplary embodiment, the seller application **66** architecture includes three layers. The three layers include the GUI layer, the data objects layer, and the communication and database layer. The GUI layer's modules handle all interaction with the user and all management of resource files. The data objects layer contains data objects that contain targeted site data. The data objects layer encapsulates XML parsing of the targeted site data as well as database access, easing GUI development. The communication and database layer provide simplified interfaces to the rest of the seller application **66**. An upgrade manager (e.g., upgrade module explained below) is provided for keeping the three layers of the seller application **66** up-to-date. This involves managing several types of data elements (e.g., category data) and components (e.g., modules). The upgrade manager is explained further below.

FIG. 4 is a diagram illustrating an exemplary seller application **66**. In the exemplary embodiment, the seller application **66** facilitates propagating a plurality of transaction listings **70** to a network-based transaction facility **10**.

Seller Application Components

In the exemplary embodiment, the seller application **66** includes a main module **84**, resource modules **81**, a data objects module **83**, a create/edit transaction listing module **85**, targeted site resource modules **87**, targeted site configuration files **86**, a communication module **95**, a data storage module **89**, an import engine module **91**, an upgrade manager module **92**, a helper module **93**, user independent databases **94**, the seller application database **97** and a configuration and registration module **96**. The create/edit transaction listing module **85** includes an interface module **88** and a composer module **90**.

Composition of the Seller Application

In the exemplary embodiment, the seller application **66** is built primarily using Microsoft standard libraries and components. The main executable and the GUI (graphical user interface) based components use MFC (Microsoft Foundation Classes). MFC is a large library of C++ classes developed by Microsoft. MFC is bundled with several C++ compilers and is also available as part of the Microsoft Developer's Network (MSDN).

In the exemplary embodiment, the communication and database layer uses OLEDB (OLE Data Base) and the Jet Engine. OLEDB is a programming interface for data access from Microsoft. Applications may use OLEDB to access data sources directly or they can use OLEDB to call ODBC to access ODBC databases. Jet (Joint Engine Technology) engine is the database engine used in Microsoft Access and it accompanies Visual Basic and C++. Jet is typically used for storing data in the client machine. Developers using Access and Visual Basic access Jet via the DAO/Jet interface, which is a COM object.

In the exemplary embodiment, Microsoft components are utilized since many are already installed on many client

machines **28**. For example, by requiring that a user of the seller application **66** have installed Internet Explorer 5.0 or later, there is reasonable certainty that the necessary version of the Jet Engine is available. In the exemplary embodiment, third party tools may be utilized for STL and XML parsing. Multi-User and Security in the Seller Application

In the exemplary embodiment, a multi-user environment is supported by using a separate DB (database) for each user's preferences. When the user logs on, the database file for that user will be used. Password protection (e.g., Microsoft Access) is used to secure these user database files. The text fields of the user database may also be encrypted in a way that does not affect performance, but may prevent curious users from hacking the tables.

Some user-independent settings are kept in the seller application database **97** (e.g., site specific data). In the exemplary embodiment, there is only one seller application database **97**. The seller application database **97** is always opened by the seller application **66** regardless of which user logs in. The seller application database **97** contains a mapping from the network-based transaction facility user ID to the user independent database filename for that user, so the user independent database filenames do not indicate the network-based transaction facility user ID. This schema allows users to change their network-based transaction facility ID and keep using their existing user independent database **94**. That way, if a user does change their ID and/or password, they will not lose saved items.

Adaptability of the Seller Application

In the exemplary embodiment, the seller application **66** is adaptable for use with targeted (e.g., geographically or otherwise targeted) sites. Seller application strings are stored in resource modules **81**. The resource modules **81** consist of DLLs (Dynamic Link Libraries). The seller application strings are the strings for the seller application **66** language (e.g., primary language), which are distinguished from strings that appear in the targeted site language.

The user may choose the primary language that they want to work with and optionally install other seller application **66** language versions. In the exemplary embodiment, switching primary languages requires a restart. The primary language may be different than the language of the targeted site with which the user is communicating.

In the exemplary embodiment, the primary language utilized by the seller application **66** is translated into the language of the targeted site with which the user intends to communicate. The translation may occur at the seller application **66** off-line or at the network-based transaction facility **10** while the seller application **66** is connected to the network-based transaction facility **10**.

The targeted site language is the language and locale conventions used at a particular targeted site. The collections of strings for the targeted site language are also stored in the targeted site resource module **87**. The targeted site resource modules **87** may consist of DLLs (Dynamic Link Libraries). In the exemplary embodiment, the targeted site data provided by the collection of strings associated with the targeted site language can be switched during execution to allow users to list items on multiple targeted sites without restarting the seller application **66**. To accomplish the switching of a targeted site language, a targeted site resource module **87** should contain the correct collection of strings for the targeted site's language.

In addition to the targeted site-specific translations of strings, these targeted resource module **87** can also contain targeted site-specific dialog layout variations, which would make it possible for user interfaces utilized in the process of

creating transaction listings 70 to differ in appearance for different targeted sites. This offers user and designer flexibility while minimizing the amount of site-specific code needed to facilitate the process of creating transaction listings 70.

In the exemplary embodiment, there is some targeted site-specific XML configuration data that contains updateable values (e.g., categories, attributes, valid formats, etc.). If this configuration data is modified for targeted sites configured to work with the seller application 66, then the seller application 66 should be updated to reflect such modification. In the exemplary embodiment, modifiable targeted site-specific data may be stored within targeted site resource module 87 or XML files. The most current XML data is kept in the seller application database 97.

Upgradability of the Seller Application

The seller application 66 is designed to allow upgrades of both data elements and application modules. The upgrade manager module 92 and helper module 93 are utilized to facilitate such upgrades. Data elements are expected to change frequently. Data elements are acquired via existing API calls to the network-based transaction facility 10. Upgrading data elements gives the seller application 66 the latest set of categories, attributes, and targeted site-specific constants (e.g., trading limits, publication durations, payment options, fee schedule, etc.). In the exemplary embodiment, the targeted site config file 86 is used to store targeted site data elements.

In the exemplary embodiment, the seller application 66 modules may be upgraded far less frequently than data elements. Upgrading the seller application 66 modules provides the latest set of the seller application 66 and targeted site language translations, computed rules (i.e., rules that relate user data to targeted site data), and targeted site-specific dialog layout.

In the exemplary embodiment, all of the seller application 66 modules are upgradeable, even the main module 84. Upgrading of the modules is accomplished using a helper module 93. After the download of new components, a helper script is generated that instructs the helper module 93 to replace the seller application 66 modules with the new versions of the seller application 66 modules. Whenever the seller application 66 is executed, this helper module 93 determines if there are possible file replacements to do before launching the main module 84.

In the exemplary embodiment, to support minimal upgrades, a versioning mechanism is used to compare available versions of data elements and the seller application 66 modules at the network-based transaction facility 10 against the versions of the installed elements and modules of the seller application 66. Upgrades only attempt to download the seller application 66 modules and/or data elements that have changed. The downloaded data may be compressed to shorten transfer times. Allowing both code and data to be updated is a feature that maximizes the upgradability of the seller application 66.

In one embodiment, the network-based transaction facility 10 recognizes that the seller application 66 has been enabled to support a targeted site for which support has not yet been downloaded and installed. Upon recognizing that such support has not been downloaded and installed, the network-based transaction facility 10 downloads the targeted site's required support (e.g., data elements, the seller application 66 module updates).

Main Module

In the exemplary embodiment, the seller application 66 main module 84 will provide a MFC shell for all UI elements, which are displayed using the current application language

(e.g., menu, toolbar, folders, inventory and listings view). The main module 84 is a starting point for the seller application 66. All program flows and actions begin and end in the main module 84 regardless of whether they were initiated programmatically or by a user.

At startup, the main module 84 dynamically loads a resource module 81 based on the user's current application language setting. This setting is stored in the user independent database 94. To change the application language, the user is required to restart the seller application 66 in order for the change to be recognized. In an alternative embodiment, the application language may be changed without restarting the seller application 66.

In the exemplary embodiment, the main module 84 is also responsible for controlling the security of the seller application 66 by requiring the user to enter a password and connecting only to the user independent database 94 associated with that user. The seller application 66 allows only one user independent database 94 to be used at a time. To use a different user ID, the user must select another user ID, and enter the password for that user ID. Alternatively, one could exit and run the program again to log on as another user.

The user ID and password used to logon to the seller application 66 may be the same user ID and password configured for the user at the network-based transaction facility 10. If the user changes his ID and/or password on the network-based transaction facility 10 without updating the seller application 66, then future attempts to communicate with the network-based transaction facility 10 may fail. An error message indicating a login failure will be provided to the user.

In the exemplary embodiment, the main module 84 allows only one instance of the seller application 66 to execute on the user system at a time. If the user tries to execute a second copy, the first executing instance is activated (e.g., a window is restored and brought to the top of the desktop). In an alternative embodiment, multiple seller applications 66 may execute on a user's system at the same time.

When creating/editing new transaction listings 70, the main module 84 calls the create transaction listing module 85. In the exemplary embodiment, the main module 84 is a single threaded application and it dynamically loads the rest of the modules on demand.

The Seller Application Language Resource Module

In the exemplary embodiment, the resource module 81 provides the ability to change the seller application 66 language without any code change. In addition, the resource module 81 allow for the addition of new seller application 66 languages with minimum installation time and effort. Each resource module 81 contains a complete set of resources for one language. These resources include dialog templates, menus, icons and language strings.

As explained above, a resource module 81 is loaded by the main module 84 when the seller application 66 starts. The default seller application 66 language is set when the seller application 66 is installed and it matches the language of the network-based transaction facility 10 targeted site (e.g., geographic) from which the seller application 66 was obtained. Additional languages may be installed from the network-based transaction facility 10.

In the exemplary embodiment, each resource module 81 contains a full set of all resources for the main module including:

- String table
- Dialog resources
- Application icons, bitmaps, etc.

The resource module 81 may follow a naming convention so that the seller application 66 knows which resource module

81 contains which language (e.g., res001.DLL is US English, res002.DLL is German, res003 is . . . , etc.).

Data Objects Module

In the exemplary embodiment, the data objects module **83** provides a DB independent data model to the seller application **66** for Categories, Domains, Attributes, Items, and Sites. The data objects module **83** may consist of a DLL (Dynamic Link Library).

Data objects included in the data objects module **83** provide the seller application **66** with data-store independent access to data in the seller application database **97**. Data objects can encapsulate XML parsing when the data involved contains XML strings, providing the clients with C++ accessor functions for data fields. If the client requires the underlying XML, the data object module **83** may provide it.

There may be data objects for category, domain, attributes, and site data. In the exemplary embodiment, data objects are created with a factory function that is exported by the DLL that contains the implementation code for the data objects. A factory function returns a pointer to an interface supported by the data object. The supported interfaces are defined in a header file that is included by any client code that requires it.

Create/Edit Transaction Listing Module

In the exemplary embodiment, the seller application **66** create/edit transaction listing module **85** displays all UI (user interface) elements in the targeted site's language. The create/edit transaction listing module **85** is configurable to show the right set of SYI fields/attributes/fees etc per targeted site. One feature provided by the create/edit transaction listing module **85** is encapsulating item-related knowledge and logic in a single module to minimize the size of the future updates. Another feature is providing site language independent implementation to allow creation of transaction listings **70** for the different targeted sites utilizing the seller application **66** language. The create/edit transaction listing module **85** includes an interface module **88** and a composer module **90**. The interface module **88** presents an input interface to a user to receive a plurality of transaction listings **70**, each of the plurality of transaction listings **70** including a respective associated start time. The composer module **90** may automatically compose a data file including the plurality of transaction listings **70** received by the interface module **88**. The communication module **95** propagates the data file created by the composer module **90** from the client computer to the network-based transaction facility **10**.

Targeted Site Resource Module

In the exemplary embodiment, targeted site resource modules **87** are provided. Similar to the resource module **81**, the targeted site resource module **87** includes resources for just one language. Every time the user creates a new transaction listing **70** or edits an existing transaction listing **70**, the create/edit transaction listing module **85** loads the appropriate targeted site resource module **87**. The targeted site resource module **87** contains dialog templates, icons, and language strings.

The targeted site resource module **87** may also include targeted site dependent code. For example, code related to computations specific to the targeted sites currency. During installation of the seller application **66**, one targeted site resource module **87** is provided to the seller application **66**. This targeted site resource module **87** matches the default language of the installation. The default language is the language of the targeted site from which the seller application **66** was downloaded. Other targeted site resource modules **87** may be downloaded from the network-based transaction facility **10** if the user would like to list on multiple targeted sites.

A feature provided by the targeted site resource module **87** is providing language differences in targeted sites as opposed to burdening the create/edit transaction listing module **85** or main module **84** with that responsibility. Another feature provided by the targeted site resource module **87** is the ability to switch targeted sites easily without restarting the seller application **66**. A further additional feature of the targeted site resource module **87** is the ability to configure the seller application **66** to work with additional targeted sites easily (i.e., without altering create transaction listing module **85**).

In the exemplary embodiment, each targeted site resource module **87** contains a complete set of dialog resources utilized by the create/edit transaction listing module **85** for that targeted site. Most of the information in the targeted site resource module **87** change infrequently. Therefore, data elements that are expected to change often are downloaded via a different mechanism (XML files) and the targeted site resource module **87** is only downloaded when required due to a changed dialog layout, or changed translation.

Communication Module

In the exemplary embodiment, the communication module **95** provides connectivity to the network-based transaction facility **10**. Its services are used during several phases of the seller application **66** operation including checking versions of site data, checking software module versions, download of software modules, download of site data, and the propagating of transaction listings **70** to the network-based transaction facility **10**.

The communication module **95** encapsulates formatting of standard elements in API requests. The communication module **95** also provides a generic request/response function to be used for common tasks such as for example getting version information, downloading software modules, downloading data elements, downloading all other miscellaneous data related to a targeted site, and creating new transaction listings **70**.

Data Storage Module

The data storage module **89** manages access to and from the user independent databases **94**. The data to be accessed includes user item listings, user settings, and application wide data.

The data storage module **89** manages database access to the local on-disk storage for both user files and applications wide data. This data may be stored in two types of files: one application database file (e.g., the seller application database **97**) and one user database file (e.g., user independent database **94**) for each user that is created.

The seller application database **97** contains tables for the seller application **66** settings, available categories for listings, and categories attributes. In the case of categories and attributes tables, fields are created only for important fields and fields that need to be indexed. Otherwise data is stored in XML blobs.

The user independent database **94** contains tables for user settings and for items. Again, fields are created only for important fields and fields that need to be indexed. Otherwise data is stored in XML blobs.

Import Engine Module

The import engine module **91** provides for the ability to import transaction listings **70** from applications other than the seller application **66**.

Upgrade Manager Module

The upgrade manager module **92** is used to keep the seller application **66** up-to-date, which involves managing several types of data and components:

- Application components
- EXEs, DLLs, etc.
- Site configuration data
- Categories
- Attributes
- options, restrictions, etc.
- User configuration data
- Store info
- Trading limits
- Payment address
- etc.

In the exemplary embodiment, the most current data and components may be found at the network-based transaction facility **10** and it is the seller application's **66** responsibility to perform any required updates before propagating transaction listings **70** to the network-based transaction facility **10**.

The network-based transaction facility **10** may have updated versions of data but the update might not be required. In this situation, the user is made aware of the optional update and is given the option to not to receive the update.

Also, the network-based transaction facility **10** may have updated versions of more than one type of data for the seller application **66**. Some of the updates may be required and some may not. In the exemplary embodiment if any available updates are required, all available updates are downloaded. Also, in the exemplary embodiment, if the user chooses to perform an optional upgrade, all available updated data and modules are downloaded and applied. Furthermore, in the exemplary embodiment, compression may be utilized to expedite the transfer of updates from the network-based transaction facility **10** to the seller application **66**.

Each upgradeable file has an associated version. The version includes the file name, major version, minor version, and timestamp. The seller application **66** may be summarized by an array of version objects. In one embodiment, the following is a summary of the versionable files:

- seller application component files
- seller_application.exe
- Helper.exe
- CreateTransactionListing.dll
- Res001.dll
- seller_application data files
- Site001.xml (contains categories, domains, fees, options, etc.)
- User003.xml

A "version string" is an XML element with fields for the version components major, minor, timestamp, filename, and upgrade requirements. These elements can be concatenated together to describe the entire system version. The following is an example of an exemplary version string:

```
<SELLERAPP_FILE_VERSION>
  <FILENAME>RES001.DLL</FILENAME>
  <MAJOR>1</MAJOR>
  <MINOR>8</MINOR>
  <TIMESTAMP >030802:22:01:01</TIMESTAMP >
  <MINIMUM_VERSION_REQUIRED>
    <MAJOR>1</MAJOR>
    <MINOR>7</MINOR>
  </MINIMUM_VERSION_REQUIRED>
  // optional
```

-continued

```
<FILE_URL>http://www.ebay.com/files/sellerapp/res001.dll.gzip
</FILE_URL>
<INSTALLED/>
5 <SELLERAPP_FILE_VERSION>
```

In the exemplary embodiment, a version comparison of files at the seller application **66** and the network-based transaction facility **10** is utilized in determining if updates to the seller application **66** modules or the data elements are required. The MINIMUM_VERSION_REQUIRED fields are used to version files at the network-based transaction facility **10**. If a user's seller application **66** version is lower than (or older than) the minimum version required, then the update is required. If the user's seller application **66** version is equal or greater than (or newer than) the minimum version required, then the upgrade of this file is optional.

In the exemplary embodiment, the user may reject either optional or required updates. However, if updates are required and the user refuses to accept them, the user may be limited in future communications with the network-based transaction facility **10**. For example, if a user refuses to accept required updates for a targeted site config file **86** (e.g., category updates), then that user may not be allowed to propagate transaction listings **70** to the network-based transaction facility **10** for the targeted site.

FIG. **5** is a flow chart illustrating a method **100**, according to an exemplary embodiment of the present invention, of adapting (i.e., customizing) the seller application **66** for use with a targeted site. The exemplary seller application **66** facilitates communication of listings to a network-based transaction facility **10**. In one exemplary embodiment, a network-based transaction facility **10** supports multiple targeted sites (e.g., web sites). In an alternative exemplary embodiment a network-based transaction facility **10** supports one targeted site.

Referring to FIG. **7**, a diagram **130** of an exemplary seller application **66** communicating with multiple web sites is provide. The seller application **66** may work with one web site (e.g., **132**) or multiple web sites (e.g., **132**, **134**, **136**, **138**, and **140**). Furthermore, the seller application **66** may work with web sites belonging to one network-based transaction facility **10** (e.g., **142**) or the seller application **66** may work with multiple web sites (e.g., **132**, **134**, **140**) all belonging to separate network-based transaction facilities **10** (**142**, **144**, and **146**). For example, the seller application **66** may work with both the www.facility3.us **142** web site and the www.facility2.jp web site **138**. In the exemplary embodiment the seller application **66** may work with a broad range of web sites (e.g., commercial, educational, charitable, political, entertainment oriented, etc . . .). In one embodiment, the seller application **66** may be configured to work only with web sites, which belong to a specific network-based transaction facility **10**.

Returning to FIG. **5**, in the exemplary method **100**, the seller application **66** is utilized by a user at a client machine **38** for propagating transaction listings **70** to a network-based transaction facility **10**. The method **100** commences at block **102** at a user request to access the network-based transaction facility **10**. At block **104** the user's identity is verified. In order to access the network-based transaction facility **10** via the seller application **66**, the user must have previously obtained login information (e.g., UserID and Password). At block **106** the user is identified as a first time user.

The user identified as a first time user is requested to enter information including but not limited to a billing address, a

personal address, a payment address, and the regional or demographic-specific sites at which the user wishes to list items (e.g., to propagate transaction listings 70). At block 108 the user selects the targeted sites at which to list items from a plurality of targeted sites presented to the user. In one embodiment, a targeted site may represent multiple countries. The user may select the targeted site preferences offline. Such offline selections become effective when the user connects to the network-based transaction facility 10 and the selections are recognized.

At block 110, the user's seller application 66 is configured (e.g., set up) so that it may communicate with the targeted sites selected. In the exemplary embodiment, such configuration comprises enabling the seller application 66 to utilize each targeted site's currency when working with currency related fields for each of the targeted sites. That is, where relevant, operations involving currency are in the currency type of the targeted sites selected. Such operations include inputting currency values, displaying currency value, and calculating currency values. Configuration further may include preventing the propagation of certain transaction listings 70 (e.g., alcohol or tobacco at commercial web site serving teenagers). In the exemplary embodiment, configuration may further include providing the seller application 66 with category and attribute options available at, or specific to, the targeted site selected. Moreover, the exemplary embodiment configures the seller application 66 to work in the designated corresponding language of the targeted site selected. Configuration of the seller application 66 may further include but is not limited to providing the available format types (e.g. Auction, Store Items (fixed-price), etc.), reserve price options, payment options, shipping options, checkout options, picture service options, and options related to fees for each transaction listing 70.

FIG. 6 is a flow chart illustrating a method 120, according to an exemplary embodiment of the present invention, of scheduling listings, via the seller application 66, at the network-based transaction facility 10. In the exemplary method 120, the seller application 66 is utilized by a user at a client machine for propagating transaction listings 70 and their respective listing times to a network-based transaction facility 10. The respective listing time is the date and time at which a transaction listing 70 is published by a network-based transaction facility 10 on a website. This may include but is not limited to transaction listings 70 to be sold, auctioned, bartered, given away, or displayed. At block 122 a user interface for receiving a plurality of transaction listings 70 and their respective associated start times at the seller application 66 is presented to the user. At block 124 batch text 68 (e.g., data file) is composed at the seller application 66 to include the plurality of transaction listings 70 and their respective start times. At block 126, the batch text created in block 124 is propagated to the network-based transaction facility 10. In the exemplary embodiment, the user may include multiple transaction listings 70 in the batch text 68, each including their respective start times. In the exemplary embodiment the user creates the batch text 68 while working offline. However, in alternative embodiments, the user may be connected to the network-based transaction facility 10 and enter each transaction listing 70 directly into the network-based transaction facility 10, via the seller application 66.

FIG. 8 is a flow chart illustrating a method 150, according to an exemplary embodiment of the present invention, of scheduling the listing of transaction listings 70 at a network-based transaction facility 10. In the exemplary method 150, transaction listing(s) 70 are provided to the network-based transaction facility 10 from a user, via the seller application

66. The user may provide the transaction listing(s) 70 within a data file communicated via the seller application 66 to the network-based transaction facility 10. At block 152, the transaction listings 70 and their respective start times are received by the network-based transaction facility 10. At block 154, the network-based transaction facility 10 schedules the publication of each transaction listing 70 according to each of the transaction listings respective associated start time. At block 156, the transaction listings 70 are published according to the schedule devised in block 154.

FIG. 9 is a flow chart illustrating a method 160, according to an exemplary embodiment of the present invention, of entering a transaction listing 70 description via a transaction listing 70 description interface. In the exemplary method 160, the seller application 66 is utilized by a user at a client machine for propagating transaction listings 70 and their respective listing times to a network-based transaction facility 10. At block 162 the user indicates a desire to enter a new transaction listing 70. At block 164 the user is prompted to enter the transaction listing's 70 description via a transaction listing description interface (i.e., "WYSIWYG interface"). The transaction listing description interface may also be known as a custom input screen. In the exemplary embodiment, the WYSIWYG interface includes a first compose user interface via which text can be input and graphics selected to be included in a transaction listing 70. Also, in the exemplary embodiment, the WYSIWYG interface includes a second preview user interface to present a preview of the transaction listing 70 as it will be presented at the network-based transaction facility 10. In one embodiment, the WYSIWYG interface includes a third compose user interface to present the transaction listing 70 in a descriptor language (e.g., HTML) which the user may modify. At block 166 the user completes and saves the transaction listing 70.

FIG. 10 is a flow chart illustrating a method 170, according to an exemplary embodiment of the present invention, of facilitating the updating/upgrading of the seller application 66. In the exemplary method 170, at block 172, the network-based transaction facility 10 receives a user request to connect. The request is entered via the seller application 66. At block 174, the requester login information is received and verified. In one embodiment verification includes verifying the UserID and Login. In an alternative embodiment verification further includes verifying user status. For example, if the user is suspended from listing transaction listings 70 at the network-based transaction facility 10 access may be denied. At block 176, upon verification, the network-based transaction facility 10 downloads updates/upgrades to the seller application 66. Before the network-based transaction facility 10 downloads updates/upgrades to the seller application 66, a determination as to whether updates/upgrades exist for the seller application 66, if so, then such existing updates/upgrades are downloaded to the seller application 66. In the exemplary embodiment, updates/upgrades include, for example, category updates, attributes updates, program information updates and version upgrades. Also, in the exemplary embodiment, updates/upgrades may only be downloaded to the seller application 66 if automatic updating is enabled at the seller application 66. At block 178, the seller application 66 updates/upgrades automatically install at the client machine upon being received.

FIG. 11 is a flow chart illustrating a method 180, according to an exemplary embodiment of the present invention, of downloading the seller application 66 from the network-based transaction facility 10 to a client machine 38.

At block 182, the network-based transaction facility 10 receives a request to download the seller application 66. In

one embodiment, this request may be received by user-selection of a hypertext link, or other location identifier, presented to the user within the context of a markup language document displayed by the browser application 36.

At block 184, the network-based transaction facility 10 further receives the requesting user's identifier. The user identifier is provided by the user via an interface, for example, presented to the user in the form of a markup language document displayed by the browser application 36.

At decision block 186, a determination is made by the network-based transaction facility 10 as to whether the requesting user maintains credit card details with the network-based transaction facility 10. Specifically, should the requesting user be a registered user of the network-based transaction facility 10, the network-based transaction facility 10 may during a registration process request the relevant user to provide details of a valid credit card.

At decision block 188, a determination is made by the network-based transaction facility 10 as to whether a negative feedback rating for the requesting user exceeds a predetermined minimum. Specifically, in one embodiment, the network-based transaction facility 10 provides a feedback mechanism by which users may provide feedback regarding other users with which they have transacted. Such a feedback mechanism is useful for establishing trust between users of the network-based transaction facility 10, and also provides an indication of the trustworthiness and reliability of the user.

At decision block 190, a determination is made as to whether the requested user has been a registered user of the network-based transaction facility 10 for a predetermined time period. For example, should the requesting user have only been a registered user for a number of hours, or less than a week, insufficient time may have passed to establish the credibility, trustworthiness and reliability of the requesting user. Further, a user seeking to perpetrate a fraud utilizing the network-based transaction facility 10 may register under an alias for the specific purposes of perpetrating such a fraud. The check performed at block 190 seeks to reduce access to the seller application 66 by a user who has not been registered for a sufficient period of time so as to increase the probability of the detection of a fraudulent registration.

Following a negative determination at any one of decision blocks 186, 188 or 190, the method 180 denies the download request at block 194. On the other hand, following positive determinations at each of decision blocks 186, 188 and 190, the network-based transaction facility 10, at block 192, proceeds to download the seller application 66 to the client machine 38 via the internet 34. The method 180 then terminates at block 196.

FIG. 12 is a detailed flow chart illustrating detailed method 200, according to an exemplary embodiment of the present invention, of customizing (or configuring) the seller application 66 utilized to propagate transaction listings 70 and their respective start times to a network-based transaction facility 10.

Through customizing the seller application 66, a user may utilize the seller application 66 to list transaction listings 70 at multiple targeted sites (e.g., geographically targeted sites for each of the US, Germany, UK, etc . . .). The default display language of the seller application 66 may match the local language of the targeted site from which it was downloaded. The user interfaces provided to create and edit transaction listings 70 for a specific targeted site displays in a customized manner (e.g., in the targeted site's local language). For example, if a user downloads the seller application 66 from the network-based transaction facility's 10 Germany site, the user interface may be presented in German. In a further

example, if a user chose to create an item to be listed at the Taiwan targeted site, the Create transaction listing 70 flow (i.e., series of user interfaces presented) would display in Chinese. If the user wanted to edit that item later, the Edit Item panel text would display in Chinese.

If the seller application 66 needs to display text in a language that the user does not have a font pack installed for, the user is prompted to download or install that font pack from the network-based transaction facility 10. In the exemplary embodiment, the font pack is automatically downloaded and installed when the user notifies the network-based transaction facility 10, via the seller application 66, that it would like to list at a targeted site for which a unique font pack is required. The seller application 66 allows the addition of additional targeted site(s). The ability to utilize additional targeted sites requires the user selecting the additional targeted sites, the network-based transaction facility 10 downloading any required software module and data elements to the user's seller application, installing the software and data elements, and configuring the seller application 66 to utilize the newly installed software and data elements. The user may select additional targeted sites from the seller application 66 while working offline or while connected to the network-based transaction facility 10.

The content is displayed for the user in a customized manner, for example, in the current language configured for the seller application 66. The content displayed online (e.g., at the targeted site) is in the local language of the current targeted site. In the exemplary embodiment, dates displayed at the seller application 66 appear in the format that corresponds with the current targeted site selected. In an alternative embodiment, the dates displayed at the seller application 66 appear in the language selected by the user at the seller application 66.

The seller application 66 may support site-specific transaction parameters, such as trading limits. For example, targeted sites may have trading limits implemented. Trading limits are a preset amount, varying by site, of fees a seller may accrue without having a credit card on file. If a seller has placed his/her credit card information on file for automatic monthly billing, the network-based transaction facility 10 allows the seller unlimited listing, assuming the credit card information is valid. Otherwise, when the trading limit is reached the seller may be unable to list any new items until a payment is made to bring the balance of the account below the trading limit or a credit card number is placed on the account.

The network-based transaction facility 10 performs a trading limit check when a user attempts to send transaction listing(s) 70 in batch text 68 via seller application 66. If the fees corresponding to a transaction listing 70 to be published at the network-based transaction facility 10 would cause the user to exceed their trading limit, the network-based transaction facility 10 may not allow the transaction listing(s) 70 to be propagated. In the exemplary embodiment, if the trading limit is exceeded before all transaction listings 70 in batch text 68 are read, the network-based transaction facility 10 accepts all transaction listings 70 read before the trading limit was exceeded.

The trading limit check applies to the targeted site of registration for a user. For example, if a targeted site (e.g., German transaction site) has trading limits, the trading limit check for is performed every time a user registered with the German transaction site attempts to send items to the network-based transaction facility 10, regardless of the targeted site to which they are submitting their listings.

When a particular targeted site is chosen, the country's corresponding currency is utilized by the seller application

66. For example, when the U.S. targeted site is selected, all fees display in US\$. In an alternative embodiment, the seller application 66 utilizes currencies from multiple countries. For example, in the alternative embodiment, when the U.S. targeted site is selected, all fees display in U.S. currency and Canadian currency. In the exemplary embodiment, the seller application 66 recognizes and applies formatting unique to the particular targeted site with which the user has selected. As an example, for Germany and Taiwan, currency fields may only allow whole numbers. Also, US, AU, CA, UK include a decimal separator (for cents). In addition, France, Spain, Netherlands, Italy, Germany, Belgium(France), and Belgium (Netherlands) have a comma separator (for cents). Moreover, Netherlands and Belgium(Netherlands) have a comma separator for “Buy It Now” (BIN) and Reserve Price, but only allow whole numbers for minimum Bid.

Referring back to FIG. 12, the method 200 commences at block 202 where a user starts the seller application 66. The method 200 progresses to block 204, where the seller application 66 present a welcome screen 250, an exemplary embodiment of which is shown in FIG. 13A. The welcome screen 250 provides the option to exit 252, open a sample file 254, create a new file 256, or open a sample file 258. In the exemplary embodiment, upon selecting one of options 252-258, the “next” button 260 is selected to initiate the option selection. In an alternative embodiment, options 252-258 are initiated automatically upon their selection.

If open a sample file 254 is chosen, the method 200 progresses to block 206, where the user is presented with a sample screen of transaction listings 70. However, if create a new file 256 is chosen, the method 200 progresses to block 210, where the process of entering transaction listings 70 into a collection (e.g., batch text 68) is initiated.

On the other hand, if open an existing file 258 is chosen, the method 200 progresses to block 208, where the process of opening an existing collection (e.g., batch text 68) is initiated.

In the exemplary embodiment, if create a new file 256 is chosen at block 210, then the method 200 progresses to block 212, where the seller application 66 presents a login interface 262, an exemplary embodiment of which is shown in FIG. 13B. A userid 264 and password 266 are requested at login interface 262. The login interface 262 includes a checkbox 268 to notify the network-based transaction facility 10 of a desire to use the seller application 66 with multiple targeted or customized sites. In the exemplary embodiment, the userid and password must be obtained in advance of the user creating a new file. In an alternative embodiment, the user may obtain a userid and password upon connecting to the network-based transaction facility 10.

At block 214, the user issues a request to connect with the network-based transaction facility 10. In the exemplary embodiment, to connect with the network-based transaction facility 10 the next button 270 from login interface 262 is selected after entering a userid and password. The method 200 then progresses to block 216, where the seller application 66 presents a connection interface 272, an exemplary embodiment of which is shown in FIG. 13C.

At block 216, the userid and password are verified upon selection of the “connect now” 274 button in connection interface 272. If the network-based transaction facility 10 is unable to verify the userid and password, the user is requested to reenter the userid and password at login interface 262.

After verification at block 216, the method 200 progresses to block 218, where the seller application 66 presents personal information interface 276, an exemplary embodiment of which is shown in FIG. 13D. Such personal information is utilized to identify the user, ensure security, and facilitate the

transaction process between users accessing the network-based transaction facility 10. The user information may be used to populate user preference fields (e.g., payment address and transaction listing’s location) and to determine the user default targeted site. In the exemplary embodiment, the seller application 66 includes a default targeted site. In the embodiment, the default targeted site is the site from which the user downloaded the seller application 66. However, the user may edit the default targeted site.

At block 220, a determination as to whether the user would like to use the seller application 66 at multiple targeted sites. Following a negative determination at block 220, the seller application 66 is configured at block 222 to work only with the targeted site (e.g., U.S.) from which it was downloaded. In one embodiment, to configure the seller application 66 includes configuring the seller application 66 to communicate with the network-based transaction facility 10 according to conventions associated with the targeted site selected. Also, in one embodiment, to configure the seller application 66 includes configuring the seller application 66 to present information to the user in a manner consistent with the conventions associated with the targeted site selected. On the other hand, following a positive determination at block 220, the method 200 progresses to block 224, where the seller application 66 presents targeted site interface 280, an exemplary embodiment of which is shown in FIG. 13E.

At block 224, multiple targeted sites to be utilized by the seller application 66 may be selected. In the exemplary embodiment, targeted site interface 280 presents the available targeted sites. It will be appreciated that other targeted sites may define more or less than a targeted site or any other attribute by which a targeted site is distinguished. For example, with regards to targeted sites distinguished by country name, a targeted site may define more than one country (e.g., continent), less than a country (e.g., region of a country, state, territory, province, etc . . .). The user may select a targeted site by selecting a checkbox next to the desired targeted site. Multiple targeted sites may be selected. In an alternative embodiment, the user may select targeted sites by scrolling down a list and highlighting desired targeted sites.

At block 226, configuration information corresponding to the targeted sites selected at block 224 is transmitted from the network-based transaction facility 10 to the seller application 66. At block 228, the seller application 66 is automatically configured with the information downloaded at block 226. In the exemplary embodiment, configuration of the seller application may include providing software module updates, category updates, attribute updates, targeted site language updates, primary language updates, miscellaneous software miscellaneous data elements, etc . . . Upon completion of the configuration at block 228, the seller application 66 is available to propagate transaction listings 70 and their respective start times to each of the targeted sites selected at block 224. The method 200 concludes at block 230.

FIGS. 14A and 14B show a detailed flow chart illustrating a method 300, according to an exemplary embodiment of the present invention, of scheduling transaction listings 70, via the seller application 66, at the network-based transaction facility 10. In one embodiment, the method 300 is performed at the client-side 35 by the stand-alone, executable the seller application 66. In alternative embodiments, the method 300 may be executed by a client-side 35 executable, such as a Java applet or an ActiveX control, that executes when the context of a browser application. Intelligence resides and executes on the client-side 35 to facilitate the convenient entry of multiple transaction listings 70 by, for example, providing templates that allow for a user to define repetitive content across mul-

multiple transaction listings 70. This avoids requiring repetitive entry for each transaction listing 70. Further, the method 300 introduces client-side 35 functionality to perform a verification operation on inputted data to check for allowable contents, and the legality of contents. Also, the method 300 proposes presenting lists for allowable contents, for example as drop-down menus, from which a user may select valid contents for a particular field of a transaction listing 70. Moreover, the method 300 provides the option to schedule the transaction listings 70.

The method 300 commences at block 302 with the invoking of the seller application 66 on the client machine 38 of a user wishing to compose and propagate multiple transaction listings 70 and their scheduled start times to a network-based transaction facility 10. For example, a high volume user of a network-based transaction facility 10 may wish to propagate multiple transaction listings 70, and thus invokes the seller application 66. In one embodiment, the user may be charged a fee by the network-based transaction facility 10 for each transaction listing 70 propagated by the seller application 66 to the network-based transaction facility 10. In the exemplary embodiment, the fee is based on the user level of service (e.g., high volume user discount).

At block 304, the seller application 66 executes to present a new item box. The new item box presented at block 304 comprises a Create a New Item interface 350, an exemplary embodiment of which is shown in FIG. 15A. The new item box prompts the user to select a type of transaction corresponding to the transaction listing 70. In the exemplary embodiment, the type of transactions available at Create a New Item interface 350 include but are not limited to Auctions 352, Stores 364, and Ad Format 380. Moreover, Create a New Item interface 350 provides a drop down site list 358, from which a targeted (e.g., country) site to which the transaction listing 70 (or batch text 68 including multiple transaction listings 70) is to be propagated. In the exemplary embodiment, if no selection is made at drop down list 358, the targeted site from which the seller application 66 was downloaded is chosen.

At block 306, the user selects the next option presented in association with the Create a New Item interface 350, responsive to which the seller application 66 prompts the user for information (e.g., title, category, etc.) associated with the transaction listing 70. In one exemplary embodiment, the prompting at block 306 is performed via a new item interface 362, an example of which is shown in FIG. 15B that includes a number of fields that may be populated by the user to compose the transaction listing 70. Separate dialog boxes are presented in the event that a user selects either the stores format 354 or ad format 356 in Create a New Item interface 350.

In the exemplary embodiment, the new item interface 362 is shown to include multiple input fields for receiving the item title 364, the first item category 366, the second item category 368, and the store category 370. Each of the three category input fields include a drop down list to facilitate user selection of a category. The new item interface 362 further includes attributes 376. Attributes are category-specific information items that the seller can specify to help buyers find items, and may not exist for all categories. An example would be the category of Real Estate—Residential. For example, when listing an item in this category, a user may be prompted to specify Number of bedrooms, Number of bathrooms, Square footage, Air Conditioning, Pool (drop-down with: No, Inground, Out-of-Ground), etc . . . The attributes allow a buyer to specify that they want to find an item in the Real Estate—Residential category according to the available

attributes (e.g., Number of bedrooms, Number of bathrooms), etc . . . Examples of some of the other categories with attributes include Computers (e.g., processor speed, hard drive size), Clothing (e.g., type, brand, color), and Tickets (e.g., event type, city, state, face value). Virtually any category may be further described using attributes 376. To facilitate convenient navigation between the multiple screens utilized in creating the transaction listing 70, “previous” and “next” buttons 372 and 374 are also displayed, user-selection of which allows a user sequentially to progress through multiple screens.

At block 308, the user selects the next option presented in association with the new item interface 362, responsive to which the seller application 66 prompts the user for more detailed descriptive information (e.g., transaction listing description) associated with the transaction listing 70. In one exemplary embodiment, the prompting at block 308 is performed via a transaction listing description interface 450, such as that shown in FIG. 16A. The transaction listing description interface 450 is further described below with reference to FIG. 17.

After the transaction listing description has been entered at block 308, the method 300 progresses to block 310, where the seller application 66 presents a format specifics interface 378, an exemplary embodiment of which is shown in FIG. 15C. Various data items may be included in the format specific interface 378. Exemplary data items are shown to include the listings duration time, pricing, quantity, payment and shipping data items. An “optional features” area with multiple checkboxes is also presented so as to allow a user to specify that a particular transaction be visually or otherwise differentiated or highlighted when displayed by the network-based transaction facility 10. For example, a transaction listing 70 may be bolded, displayed with a particular background color, or have a graphic image or icon associated therewith.

At block 312, the user selects a save option 380 presented in association with the format specific interface 378, responsive to which the seller application 66 performs a verification check to determine whether the user has inputted sufficient data items to constitute a valid transaction listing 70, or whether further information is required. For example, the user may inadvertently have forgotten to input a starting price.

Following a positive verification, the method 300 progresses to block 314, shown in FIG. 14B, where the seller application 66 presents an inventory interface 382, an exemplary embodiment of which is shown in FIG. 15D. The item inventory interface 382 presents a selectable list of transaction listings 70 in a collection 306 associated with the targeted site selected at block 304. The user may proceed to enter another item to be included in the collection 306 by selecting the create new 384 button. In the exemplary embodiment, the user may also delete 386 or edit 388 transaction listings 70 via the item inventory interface 382.

In the exemplary embodiment, the inventory interface 382 presents a listing summary of all transaction listings 70 that constitute the batch text 68. Specifically, the main window 390 may include columns that display title, quantity, minimum price, reserve price and premium listing price information in a tabular form to the user. A user may double-click on any of the rows of transaction listings 70 presented in the main window to facilitate editing or deleting transaction listings 70.

In the exemplary embodiment, a scheduled start date and start time 392 at which the relevant batch text collection 68 of transaction listings 70 should be posted by the network-based transaction facility 10 may be selected. If the user does not wish to provide a scheduled start date and time, the scheduled

start time default is to start immediately **394** upon propagation to the network-based transaction facility **10**. In an alternate embodiment, a start date and time may be specified for each listing **70** within the collection **306**.

At block **316**, the user elects to provide a scheduled start date and start time **392** at which the collection **306** of transaction listings **70** is to be published at the network-based transaction facility **10**.

At block **318**, the user may optionally specify an interval **396** to stagger the multiple transaction listings **70** in the collection **306** apart by when they are published at the network-based transaction facility **10**. For example, the user may specify the collection **306** of transaction listings **70** to start Jul. 4, 2002 at 9:00 PM and further specify that an interval of five minutes be included between each of the transaction listings **70** in the collection **306**. Therefore, if there were three transaction listings **70** in the collection **306**, the first one would start at 9:00 PM, the second at 9:05 PM, and the third at 9:10 PM. The word “start” may also be recognized as published at the targeted site selected.

At block **320**, the user selects the add to propagate option **398** presented in association with the item inventory interface **382**, responsive to which the seller application **66** provides the listings waiting to propagate interface **400**, an exemplary embodiment of which is provided in FIG. **15E**.

At block **322**, the user selects the propagate all option **402** presented in association with the waiting to propagate interface **400**, responsive to which the seller application **66** prompts the user for a network-based transaction facility password.

At block **324**, upon user verification, the collection **306** of transaction listings **70** is propagated to the network-based transaction facility **10**.

In one embodiment, batch text **68** is, as described above, propagated from the client machine **38** to the network-based transaction facility **10** via the network-based transaction facility API. In alternative embodiments, batch text **68** may be transferred via an e-mail message.

Each transaction listing **70** may include a transaction listing description. In the exemplary embodiment, the transaction listing description may be entered via a transaction listing description interface **450**, an exemplary embodiment of which is shown in FIG. **16A**. The transaction listing **70** includes but is not limited to text, a photograph or photographs, and formatting (e.g. layout, color, font, etc . . .). In the exemplary embodiment, the transaction listing description interface **450** provides three selectable dialog boxes to facilitate entering the transaction listing description. The three dialog box options include a design view option **452**, an HTML view option **454**, and a preview view option **456**. The design view option **452**, if selected, allows a user to enter descriptive text **458** in a WYSIWYG setting. The HTML view option **454** allows a user to enter HTML code for their transaction listing description. The preview view option **456** allows a user to preview the transaction listing description according to the HTML that has been defined by the WYSIWYG editor or HTML code input by the user. An exemplary embodiment of a Preview view dialog box **478** is shown in FIG. **16C**.

Using a design view dialog box **466**, the user may input descriptive text **458** and format it using editing tools. If the user has multi-site support enabled, a tip is displayed indicating that it is preferred that transaction listings **70** be in the local language of each targeted site. A design view toolbar includes toolbar items the user may use to format their description. Each toolbar button may have a tooltip.

In the exemplary embodiment, double-byte character languages the available fonts and text controls are displayed appropriately. For example, Chinese fonts are a different set than Western, and are not compatible with Bold, Italic, or Underline. If the user is writing in Chinese, Chinese fonts are available and only applicable text controls should display.

Descriptive text **458** entered in the design view dialog box **466** is interpreted as text, including descriptor text (e.g., HTML code). However, a user may enter descriptor text in a descriptor text view dialog box **470**, an exemplary embodiment of which is shown in FIG. **16B**. The descriptor text (e.g., HTML code) is entered in a descriptor language code window **472**. The descriptor language code window **472** automatically populates with descriptor text (e.g., HTML code) according to any text entered previously in the design view dialog box **466**.

In an exemplary embodiment, the transaction listing description interface **450** further provides templates **460** to enhance the transaction listing **70**. The templates may each include a theme (e.g., includes color scheme) **462** and layout **464** as shown in FIG. **16A**. The themes **462** and layouts **464** may be selected independently. In addition, a user may add photos to a transaction listing **70** via the transaction listing description interface **450**. The photos may be added via photo service available through the network-based transaction facility **10** or another network facility, through a user’s self-hosted picture service, or from a collection of pictures stored on a user’s computer. The photos may be added into image wells included within the transaction listing description interface **450**.

Themes **462** may define the table border colors, any border images, background colors (description area only), etc. Layouts **464** may provide the display location of the description text and photos. The layouts **464** displayed to the user may be particular to their photo hosting preference. The seller application **66** may also provide an “Auto-resize” option. This option, if enabled, resizes the user’s image to the optimal template image size.

A set of default color schemes and layouts may also be provided by the seller application **66**. Between 5 and 10 of each (e.g., color schemes and layouts) may be provided. The network-based transaction facility **10** may update and add templates via updates/upgrades to the seller application **66**. In an alternative embodiment, users may design their own layouts and themes. In a further alternate embodiment, layouts and themes may be imported.

Additional special features including supersize **463** and slideshow **465** may be used to enhance and/or alter the display of photos. In one exemplary embodiment, the supersize option **463** is included in the left navbar of the transaction listing description interface **450**. In the exemplary embodiment, supersize **463** may be applied to all IPIX photos that qualify. Also in the exemplary embodiment, the supersize **463** option is only available for users who are utilizing the network-based transaction facility **10** picture service. The supersize **463** option allows the user to enlarge the size of an image to be included in their transaction listing **70**.

The slideshow **465** feature may be selected via a special, slideshow-only layout. The dialog displayed from this template allows the addition of up to 6 photos at once as opposed to merely one photo. Therefore, the slideshow **465** feature allows a user to add up to six photos in one image well as opposed to only one photo. Photos added via the slideshow **465** feature are displayed with the transaction listing **70** at the network-based transaction facility **10**. A slideshow includes the presentation of a series of photos displayed one at a time. The photos are displayed at the same position on a display.

For example, a user viewing a transaction listing **70** including a slide show is provided with each photo (e.g., photos 1-6) for a period of time defined by the network-based transaction facility **10** (e.g., 5 seconds). The series of photos in the slide show are continually rotated through until one is selected, or the user closes or exits the window including the transaction listing **70**.

FIG. **17** is a detailed flow chart illustrating a method **500**, according to an exemplary embodiment of the present invention, of entering a transaction listing description via a transaction listing description interface **450**. The method **500** commences at block **502**, where the seller application **66** presents a transaction listing description interface **450**. As described above, the transaction listing description interface **450** includes design view option **452**, HTML view option **454**, and preview view option **456**.

At block **504**, the user selects the design view option **452**, responsive to which the seller application **66** presents the user with the design view dialog box **466**. In the exemplary embodiment, design view dialog box **466** is the default dialog box and is presented to the user in the transaction listing description interface **450** at block **502**. At block **506**, the user enters descriptive text **458** at the design view dialog box **466**. The user may select the preview view option **456** or the HTML view option **454** while in the design view dialog box **466**.

At block **508**, the user selects the HTML view option **454**, responsive to which the seller application **66** presents the user with the descriptor language dialog box **470**, an exemplary embodiment of which is shown in FIG. **19B**. The descriptor language dialog box **470** descriptor language code portion **472** automatically populates with descriptor language code (e.g., HTML code) according to the descriptive text **458** previously entered at block **506**. The user may modify (e.g., add, delete, edit) the descriptor language code in the descriptor language code portion.

At block **510**, the user selects preview view option **456**, responsive to which the seller application **66** presents the user with preview view dialog box **478**, an exemplary embodiment of which is shown in FIG. **16C**. The preview view dialog box **478** displays the transaction listing's description as it appears when published at the network-based transaction facility **10**. Content may not be edited in the preview view dialog box **478**.

At decision block **512**, a determination is made as to whether the user wants to enter a photo corresponding to the transaction listing **70**.

At block **514**, if a photo is to be entered, the photo is retrieved and attached to the transaction listing **70**. The user initiates the photo selection process by selecting the "select photo" button from the design view dialog box **466**. In exemplary embodiments, the network-based transaction facility **10** photo hosting service may be utilized, a user specified hosting service may be utilized or the photos may be selected from a collection stored on the user's computer.

At block **516**, a layout **464** to be utilized in the display of the transaction listing **70** is chosen. The layout **464** is a selectable option available at the WYSIWYG interface. A default layout is utilized if none is chosen.

At block **518**, a theme **462** to be utilized in the display of the transaction listing **70** is chosen. The theme **462** is a selectable option at the WYSIWYG interface. A default theme is utilized if none is chosen. The method **500** concludes at block **1210**.

FIG. **18** is a detailed flow chart illustrating a method **550**, according to an exemplary embodiment of the present invention, of scheduling listings, entered via the seller application

66, after they are received at a network-based transaction facility **10**. In an exemplary embodiment the transaction listings **70** define the parameters and content of an on-line commercial process (e.g., on-line store, on-line auction). Nonetheless, it will be appreciated that a transaction listing **70** may provide any transaction parameters (e.g., a product or service that is being offered for sale by any methodology, or a product service requirement description). Specifically, in an alternative embodiment, the transaction listings **70** may describe a product or service being offered for a fixed price by way of a classified advertisement or that has been offered or is required within the context of a B2B exchange or electronic marketplace.

The method **550** commences at block **552**, the batch text **68** is received at the network-based transaction facility **10**.

At block **554**, the parser module **76** of the transaction application **311** parses the batch text **68** to extract the various transaction listings **70** embodied therein, and performs various verification operations with respect to each of the each of the extracted transaction listings **70**.

At block **556**, the transaction application **311** communicates a confirmation message to the client machine **38** to confirm successful receipt and extraction of the various transaction listings **70**, including their scheduled start times. In one embodiment, the confirmation message may comprise an e-mail message communicated from the e-mail servers **22** of the network-based transaction facility **10**. In an alternative embodiment, the page server **12** may, responsive to a user request, generate a markup language document (e.g., a HTML document) that communicates the confirmation message to the user. The confirmation message communicated to the client machine **38** at block **556** may further include a location identifier (e.g., a Uniform Resource Locator (URL)) that provides a link to a listing of the collection of transaction listings **70** extracted by the parser module **76** at block **656** from batch text collection **68**. In an alternative embodiment, the confirmation message itself may present such a list of transaction listings **70**. For example, the confirmation message that is communicated via e-mail to the client machine **38** may comprise an HTML document that provides a list of transaction listings **70** included within batch text **68** including the collection **306**.

At block **558**, the user is presented with a number of interfaces that facilitate viewing and editing of the propagated collection (e.g., in the form of batch text **68**) of transaction listings **70**. Consequently, the user may update the transaction listings **70** after they have been propagated via the data file (e.g., batch text **68**) to the network-based transaction facility **10**. The user may either update the transaction listings **70** online while connected to the network-based transaction facility **10** or make updates at the seller application **66** and propagate them to the network-based transaction facility **10**. In one embodiment, the various interfaces that facilitate viewing and editing of the transaction listings **70** may be markup language documents that are generated by the page server **12** and communicated to the client machine **38** via the Internet **34** for viewing within the context of the browser application **36**. For example, such interfaces in the form of markup language documents may be invoked by user-selection, on the client-side **35**, of a URL included within the confirmation message communicated at block **556**. In an alternative embodiment, the interfaces presented at block **558** may be generated by the seller application **66** utilizing, for example, text and data communicated from the transaction application **311**. FIGS. **19A** and **19B** illustrate exemplary interfaces **600** and **602** that may be presented to a user by a network-based transaction facility **10** so as to allow the viewing, editing, previewing and

confirmation of collections of transaction listings **70** and of individual transaction listings **70**.

The seller application **66** includes the ability to automatically update/upgrade itself with certain pieces of information provided by the network-based transaction facility **10**.

FIG. **20** is a detailed flow chart illustrating a method **650**, according to an exemplary embodiment of the invention, of facilitating the updating/upgrading of the seller application **66**. The method **650** commences at **652** at connection to the network-based transaction facility **10** by the seller application **66**.

At block **654**, the network-based transaction facility **10** determines if there are updates/upgrades, which the seller application **66** has not received. To support minimal updates/upgrades, a versioning mechanism is used to compare available versions of data elements (e.g., targeted site config files **86**) modules (e.g., main module **84**, communication module **95**, resource module **81**, etc.) for the seller application **66** at the network-based transaction facility **10** against the versions of the installed data elements and modules at the seller application **66**. Updates/upgrades are downloaded for software modules and data elements that have changed. The downloaded data may be compressed to shorten transfer times. As explained earlier, in the exemplary embodiment, updates/upgrades include but are not limited to categories updates, attributes updates, program information updates and version upgrades. With regards to categories, the seller application **66** determines if there are new/different category structures for any of the seller application **66** enabled targeted sites. Providing automatic category upgrades to the seller application **66** upon connection the network-based transaction facility **10** is advantageous in that categories may change frequently (e.g., once a month).

With regards to attributes, the seller application **66** determines if there are new/different attributes structures for any of the seller application **66** enabled targeted sites. As previously explained, attributes are category-specific information items that the seller can specify to help buyers find items, and may not exist for all categories. An example would be the Real Estate—Residential category. For example, when listing an item in this category, a user may be prompted to specify Number of bedrooms, Number of bathrooms, Square footage, Air Conditioning, Pool (drop-down with: No, Inground, Out-of-Ground), etc . . .

The buyers are then presented with a selector tool to use while searching that allows specification of certain attribute requirements (e.g., in the Real Estate—Residential category, with “New York” in the item title, 4 bedrooms, and 2 bathrooms). Without attributes, the sellers may specify such information but it is not standardized so a reliable search mechanism cannot be provided. With attributes, a user is assured that the right information is being searched and retrieved.

Some other example categories with attributes include a computers category (processor speed, hard drive size, etc . . .), a clothing (or apparel) category (type, brand, color, etc . . .), and a ticket category (event type, city, state, face value, etc . . .).

In the exemplary embodiment, version upgrades include modifications made to the seller application **66** (e.g., software changes). Such modifications may also be known as program updates. Also in the exemplary embodiment, the seller application **66** updates/upgrades may be deferred. However, the network-based transaction facility **10** may force an upgrade (e.g., critical changes to the program) or update (e.g., critical changes to categories). The user does not have the ability to opt out of a forced update or upgrade.

At block **656**, if the network-based transaction facility **10** determines that there are updates/upgrades to the seller application **66**, the updates/upgrades are downloaded to the seller application **66**. In one embodiment, updates/upgrades are only downloaded if automatic updating of the seller application **66** is enabled. Following a positive determination at decision block **656**, the method **650** progresses to block **658**, where the updates/upgrades are automatically installed. In the exemplary embodiment, the seller application **66** includes routines to automatically install the updates/upgrades. In an alternative embodiment, install routines are downloaded with each series of updates/upgrades. The install routines are configured to automatically launch upon completion of the download and to install the program updates/upgrades. In one embodiment, the install routines are configured to automatically launch only if automatic updating of the seller application **66** is enabled. The method **650** concludes at block **660**.

FIGS. **21A-21C** provide further details regarding the database structure, maintained by the database engine server **26**, to support the above-described methodologies.

At FIG. **21A**, the batch table **42** includes a record for each collection of transaction listings **70** as originally described, for example, within batch text **68** received at the network-based transaction facility **10**.

A one-to-many relationship exists between the batch table **42** and the batch items table **40**, which contains transaction listings **70** extracted by the parser module **76** from the batch text **68** into the database **30**, but which have not as yet gone live.

The items wait table **44** stores loaded transaction listings **70** that are waiting to go live as described above. The items tables **60** stores records of the actual transaction listings **70** that have gone live by the initiation of the transaction process (e.g., an auction process or an offer for sales prices) by the network-based transaction facility **10**.

FIGS. **21B** and **21C** illustrate an entity relationship diagram providing further details regarding exemplary fields that may be supported by the batch, batch items, items wait, items, user and related tables.

FIG. **22** shows a diagrammatic representation of machine in the exemplary form of a computer system **800** within which a set of instructions, for causing the machine to perform any one of the methodologies discussed above, may be executed. In alternative embodiments, the machine may comprise a network router, a network switch, a network bridge, Personal Digital Assistant (PDA), a cellular telephone, a web appliance, set-top box (STB) or any machine capable of executing a sequence of instructions that specify actions to be taken by that machine.

The computer system **800** includes a processor **802**, a main memory **806** and a static memory **808**, which communicate with each other via a bus **824**. The computer system **800** may further include a video display unit **812** (e.g., a liquid crystal display (LCD) or a cathode ray tube (CRT)). The computer system **800** also includes an alphanumeric input device **814** (e.g., a keyboard), a cursor control device **816** (e.g., a mouse), a disk drive unit **818**, a signal generation device **822** (e.g., a speaker) and a network interface device **810**.

The disk drive unit **818** includes a machine-readable medium **820** on which is stored a set of instructions (i.e., software) **804** embodying any one, or all, of the methodologies described above. The software **804** is also shown to reside, completely or at least partially, within the main memory **806** and/or within the processor **802**. The software **804** may further be transmitted or received via the network interface device **810**. For the purposes of this specification, the term “machine-readable medium” shall be taken to

include any medium which is capable of storing or encoding a sequence of instructions for execution by the machine and that cause the machine to perform any one of the methodologies of the present invention. The term "machine-readable medium" shall accordingly be taken to include, but not be limited to, solid-state memories, optical disks and magnetic disks. Further, while the software is shown in FIG. 22 to reside within a single device, it will be appreciated that the software 804 could be distributed across multiple machines or storage media, which may include the machine-readable medium.

Thus, a method and system to schedule transaction listings at a network-based transaction facility, via the seller application, have been described. Although the present invention has been described with reference to specific exemplary embodiments, it will be evident that various modifications and changes may be made to these embodiments without departing from the broader spirit and scope of the invention. Accordingly, the specification and drawings are to be regarded in an illustrative rather than a restrictive sense.

In the foregoing detailed description, the method and system of the present invention has been described with reference to specific exemplary embodiments thereof. It will, however, be evident that various modifications and changes may be made thereto without departing from the broader spirit and scope of the present invention. In particular, the separate blocks of the various block diagrams represent functional blocks of methods or apparatuses and are not necessarily indicative of physical or logical separations or of an order of operation inherent in the spirit and scope of the present invention. For example, the blocks of FIGS. 11a and 11b represent portions of a method, which, in some embodiments, may be reordered or may be organized in parallel rather than in a linear or step-wise fashion. The present specification and figures are accordingly to be regarded as illustrative rather than restrictive.

What is claimed is:

1. A method for automatically updating a seller application upon connecting to a network-based transaction facility, the method including:

communicating the seller application over a network from the network-based transaction facility to a client machine, the seller application being executable at the client machine to receive a plurality of transaction listings that are utilized at the network-based transaction facility to transact a plurality of offerings that are described by the respective transaction listings;

receiving a request, over the network from the seller application, to connect to the network-based transaction facility;

determining whether a category update exists for a category data structure that is maintained remotely by the seller application, the determining performed at the network-based transaction facility;

communicating the category update to the seller application responsive to the determining the category update exists, the downloading the category update for each updating of a category data structure maintained by the seller application by utilizing the downloaded category update, the downloading of the category updated including downloading a changed category data structure to the seller application for updating of the category data structure maintained by the seller application;

communicating a plurality of attribute updates to the seller application to enable automatic updating of the seller application with the downloaded attribute updates, the

plurality of attribute updates including an attribute that includes a descriptive information field associated with a transaction listing;

receiving a plurality of transaction listings that were created by the seller application at the client machine, wherein the receiving includes receiving a batch file over the network in a single transmission that includes the plurality of transaction listings; and specifying by the seller application a minimum scheduling value between a plurality of start times for publishing each of the plurality of transaction listings on the network-based transaction facility.

2. The method of claim 1 further includes only downloading the category update to the seller application if automatic updating of the seller application is enabled.

3. The method of claim 1 including downloading program updates to the seller application to enable automatic updating of the seller application utilizing the downloaded program updates.

4. The method of claim 1 wherein an attribute is associated with a transaction listing according to a respective category of the transaction listing.

5. The method of claim 1 wherein a plurality of attributes are associated with a transaction listing.

6. The method of claim 1 further includes automatically uploading user information updates from the seller application to the network-based transaction facility.

7. The method of claim 6 wherein user information includes a payment address.

8. The method of claim 1 further including recognizing that the user has enabled support for a targeted site for which support has not yet been installed and automatically downloading the support for the targeted site from the network-based transaction facilities.

9. The method of claim 8 wherein the downloaded support includes information necessary to configure the seller application to work the targeted site language.

10. The method of claim 8 further includes updating the seller application with the downloaded support for the targeted site.

11. The method of claim 10 wherein targeted site includes a plurality of targeted sites.

12. The method of claim 1 further includes recognizing that the user operates a store at the network-based transaction facility and automatically downloading support for the store.

13. The method of claim 12 further includes updating the seller application with the downloaded support for the store.

14. The method of claim 13 wherein a store includes a plurality of stores.

15. The method of claim 13 wherein downloading support for the store includes downloading format updates.

16. The method of claim 15 wherein format updates includes a stores format.

17. The method of claim 1, wherein the determining includes comparing an available version of data elements including at least one category and an installed version of data elements including at least one category.

18. The method of claim 17, wherein the determining includes identifying the seller application is associated with a seller application version that is lower than a minimum seller application version.

19. The method of claim 18, wherein the minimum seller application version is associated with the category update.

20. The method of claim 1, wherein the determining is performed upon the receiving the request from the seller application to connect to the network-based transaction facility.

33

21. The method of claim 1, wherein the plurality of transaction listings further includes a first transaction listing and further including communicating a user interface to the client machine to facilitate editing of the first transaction listing.

22. The method of claim 21, wherein the plurality of start times include a first start time and wherein the first transaction listing describes a first offering and further including publishing the first transaction listing on the network-based transaction facility based on the first start time, wherein the first transaction listing describes the first offering in an auction.

23. A system to automatically update a seller application upon connecting to a network based transaction facility, the system including:

at least one processor operable to execute:

the network based transaction facility to communicate the seller application over a network from the network-based transaction facility to a client machine, the seller application is executable at a client machine to receive a plurality of transaction listings that are utilized at the network-based transaction facility to transact a plurality of offerings that are described by the respective transaction listings;

a communicator module at the network-based transaction facility to receive a connection request, over a network from the seller application, to connect to the network-based transaction facility; and

an upgrade control module to determine whether a category update exists for a category data structure that is maintained remotely by the seller application, the determining performed at the network-based transaction facility, the communicator module, responsive to the determination performed by the upgrade control module, to communicate the category update to the seller application to update the category data structure maintained by the seller application utilizing the downloaded category update, the communicated category update including a changed category data structure to update the category data structure maintained by the seller application, the communicator module is to further communicate attribute updates to the seller application to enable automatic updating of the seller application with the communicated attribute updates, the attributes updates includes an attribute that includes a descriptive information field associated with a transaction listing;

the network-based transaction facility receiving a plurality of transaction listings that were created by the seller application at the client machine, wherein the receiving includes receiving a batch file over the network in a single transmission that includes the plurality of transaction listings; and

the seller application specifying a minimum scheduling value between a plurality of start times for publishing each of the plurality of transaction listings on the network-based transaction facility.

24. The system of claim 23 wherein the upgrade control module is to determine whether automatic updating of the seller application is enabled.

25. The system of claim 23 wherein the communicator module is to download program updates to the seller application to enable automatic updating of the seller application utilizing the downloaded program updates.

26. The system of claim 23 wherein an attribute is associated with a transaction listing according to a respective category of the transaction listing.

27. The system of claim 23 wherein a plurality of attributes may be associated with a transaction listing.

34

28. The system of claim 23 wherein the connection request further includes user information updates from the seller application.

29. The system of claim 28 wherein user information includes a payment address.

30. The system of claim 23 wherein the upgrade control module is to recognize that the user has enabled support for a targeted site for which support has not yet been installed and is to automatically download support for the targeted site from the network-based transaction facility.

31. The system of claim 23 wherein the upgrade control module is to recognize that the user operates a store at the network-based transaction facility and the communicator module is to automatically download support for the store.

32. The system of claim 31 wherein downloading support for the store includes downloading format updates.

33. The system of claim 32 wherein the format updates include a stores format.

34. A transaction application at a network-based transaction facility to provide updates to a seller application:

at least one processor operable to execute:

the network based transaction facility to communicate the seller application over a network from the network-based transaction facility to a client machine, the seller application is executable at a client machine to receive a plurality of transaction listings that are utilized at the network-based transaction facility to transact a plurality of offerings that are described by the respective transaction listings;

the transaction application including:

a communicator module to receive a request, communicated over a network by a seller application, to connect to the network-based transaction facility; and

an upgrade control module to determine whether a category update exists for a category data structure that is maintained remotely by the seller application, the communicator module, responsive to the determination by the upgrade control module, to communicate the category update to the seller application to update a category data structure maintained by the seller application utilizing the communicated category update, the category update including a changed category data structure to update the category data structure maintained by the seller application, the communicator module is to further communicate attribute updates to the seller application to enable an automatic update of the seller application with the communicated attribute updates, the attribute updates include an attribute that includes a descriptive information field associated with a transaction listing;

the network-based transaction facility receiving a plurality of transaction listings that were created by the seller application at the client machine, wherein the receiving includes receiving a batch file over the network in a single transmission that includes the plurality of transaction listings; and

the seller application specifying a minimum scheduling value between a plurality of start times for publishing each of the plurality of transaction listings on the network-based transaction facility.

35. The transaction application of claim 34 wherein the communicator module only downloads the category update to the seller application if the upgrade control module determines that automatic updating of the seller application is needed.

36. The transaction application of claim 34 wherein the communicator module is to download program updates to the

seller application to enable automatic updating of the seller application utilizing the downloaded program updates.

37. The transaction application of claim 34 wherein an attribute is associated with a transaction listing according to a respective category of the transaction listing.

38. The transaction application of claim 34 wherein the communicator module is to receive user information updates uploaded from the seller application to the network-based transaction facility.

39. A compute-readable medium storing a sequence of instructions that, when executed by a machine, cause the machine to:

communicate the seller application over a network from a network-based transaction facility to a client machine, the seller application being executable at the client machine to receive a plurality of transaction listings that are utilized at the network-based transaction facility to transact a plurality of offerings that are described by the respective transaction listings;

receive a request, over a network via a seller application, to connect to the network-based transaction facility;

determine whether automatic updating of the seller application is enabled;

communicate category updates to the seller application responsive to the determination the respective category

update exists for a respective plurality of category data structures that are maintained remotely by the seller application, the determination performed at the network-based transaction facility;

update the seller application with communicated category updates including a first category update including a changed category data structure to update a first category data structure maintained by the seller application; and communicate a plurality of attribute updates to the seller application to enable an automatic update of the seller application with the communicated attribute updates, the attribute updates including an attribute that includes a descriptive information field associated with a transaction listing;

receive a plurality of transaction listings that were created by the seller application at the client machine, wherein the receiving includes receiving a batch file over the network in a single transmission that includes the plurality of transaction listings; and

specify a minimum scheduling value between a plurality of start times for publishing each of the plurality of transaction listings on the network-based transaction facility by the seller application.

* * * * *

UNITED STATES PATENT AND TRADEMARK OFFICE
CERTIFICATE OF CORRECTION

PATENT NO. : 8,078,505 B2
APPLICATION NO. : 10/252127
DATED : December 13, 2011
INVENTOR(S) : Veres et al.

Page 1 of 2

It is certified that error appears in the above-identified patent and that said Letters Patent is hereby corrected as shown below:

On Title page 3, under "Other Publications", in column 1, line 28, delete "Aution" and insert -- Auction --, therefor.

On Title page 3, under "Other Publications", in column 2, line 4, delete "Numbers" and insert -- Number --, therefor.

On Title page 4, under "Other Publications", in column 1, line 9, delete ""Traing-Process" and insert -- "Training-Process --, therefor.

On Title page 4, under "Other Publications", in column 1, line 69, delete "eMarketpla"," and insert -- eMarketplace", --, therefor.

On Title page 4, under "Other Publications", in column 2, line 8, delete "393456965," and insert -- 39345965, --, therefor.

On Title page 5, under "Other Publications", in column 1, line 69, after "Gains"" insert -- , --.

On Title page 5, under "Other Publications", in column 1, line 72, after "head" insert -- of --.

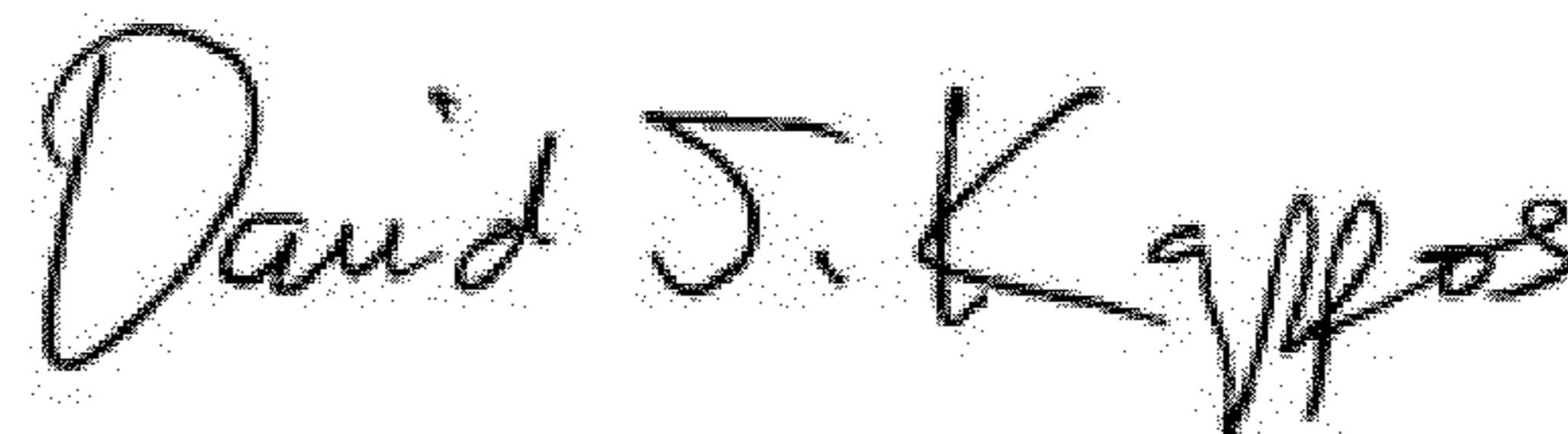
On Title page 5, under "Other Publications", in column 2, line 1, delete "filed" and insert -- mailed --, therefor.

On Title page 5, under "Other Publications", in column 2, line 5, delete "Dec. 5," and insert -- Dec. 15, --, therefor.

On Title page 5, under "Other Publications", in column 2, line 29, delete "Jan. 31," and insert -- Jan. 21, --, therefor.

On Title page 6, under "Other Publications", in column 1, line 13, before "U.S." delete "Application".

Signed and Sealed this
Twenty-seventh Day of March, 2012



David J. Kappos
Director of the United States Patent and Trademark Office

U.S. Pat. No. 8,078,505 B2

On Title page 6, under “Other Publications”, in column 2, line 57, before “U.S,” delete “Application”.

On Title page 6, under “Other Publications”, in column 2, line 60, delete “Jul. 13,” and insert -- Aug. 11, --, therefor.

On Title page 6, under “Other Publications”, in column 2, line 64, delete “18,” and insert -- 8, --, therefor.

On Title page 7, under “Other Publications”, in column 1, line 4, delete ““Blackthorns” and insert -- “Blackthorne --, therefor.

On Title page 7, under “Other Publications”, in column 1, line 25, delete “wiiki” and insert -- wiki --, therefor.

In column 18, line 41, delete “requester” and insert -- requestor --, therefor.

In column 31, line 59, in Claim 1, delete “a” and insert -- the --, therefor.

In column 31, line 61, in Claim 1, delete “updated” and insert -- update --, therefor.

In column 31, line 66, in Claim 1, delete “enable” and insert -- enable an --, therefor.

In column 32, line 34, in Claim 8, delete “facilities.” and insert -- facility. --, therefor.

In column 34, line 21, in Claim 34, after “processor” delete “operable”.

In column 34, line 65, in Claim 35, delete “needed.” and insert -- enabled. --, therefor.

In column 35, line 10, in Claim 39, delete “compute-readable” and insert -- computer-readable --, therefor.

In column 35, line 25, in Claim 39, delete “the” and insert -- a --, therefor.

In column 36, line 1, in Claim 39, delete “update exists” and insert -- updates exist --, therefor.

In column 36, line 5, in Claim 39, after “with” insert -- the --.

In column 36, line 12, in Claim 39, delete “including” insert -- include --.