



US008036201B2

(12) **United States Patent**  
**Moinzadeh et al.**

(10) **Patent No.:** **US 8,036,201 B2**  
(45) **Date of Patent:** **Oct. 11, 2011**

(54) **VOICE CHANNEL CONTROL OF WIRELESS PACKET DATA COMMUNICATIONS**

(75) Inventors: **Kamyar Moinzadeh**, Bellevue, WA (US); **Darrin L. Garrett**, Kingston, WA (US); **David C. Quimby**, Seattle, WA (US)

(73) Assignee: **Airbiquity, Inc.**, Seattle, WA (US)

(\*) Notice: Subject to any disclaimer, the term of this patent is extended or adjusted under 35 U.S.C. 154(b) by 0 days.

(21) Appl. No.: **12/763,944**

(22) Filed: **Apr. 20, 2010**

(65) **Prior Publication Data**

US 2010/0202435 A1 Aug. 12, 2010

**Related U.S. Application Data**

(63) Continuation of application No. 12/372,255, filed on Feb. 17, 2009, now Pat. No. 7,733,853, which is a continuation of application No. 11/048,623, filed on Jan. 31, 2005, now Pat. No. 7,508,810.

(51) **Int. Cl.**  
**H04L 12/66** (2006.01)

(52) **U.S. Cl.** ..... **370/346; 370/449**

(58) **Field of Classification Search** ..... None  
See application file for complete search history.

(56) **References Cited**

**U.S. PATENT DOCUMENTS**

3,742,197 A	6/1973	Pommerening
3,742,463 A	6/1973	Haselwood
3,971,888 A	7/1976	Ching
3,984,814 A	10/1976	Bailey, Jr.
3,985,965 A	10/1976	Field
4,158,748 A	6/1979	En

4,218,654 A	8/1980	Ogawa
4,310,722 A	1/1982	Schaible
4,355,310 A	10/1982	Belaigues
4,368,987 A	1/1983	Waters
4,494,114 A	1/1985	Kaish
4,494,211 A	1/1985	Schwartz
4,539,557 A	9/1985	Redshaw
4,577,343 A	3/1986	Oura
4,595,950 A	6/1986	Lofberg
4,598,272 A	7/1986	Cox

(Continued)

**FOREIGN PATENT DOCUMENTS**

CA 2242495 1/2000

(Continued)

**OTHER PUBLICATIONS**

Digital Cellular Telecommunications System (Phase 2+); GSM 06.31 version 8.0.1 Release 1999. ETSI EN 300 964 V8.01 (Nov. 2000), pp. 1-13. European Standard (Telecommunications series). (<http://www.etsi.org>).

(Continued)

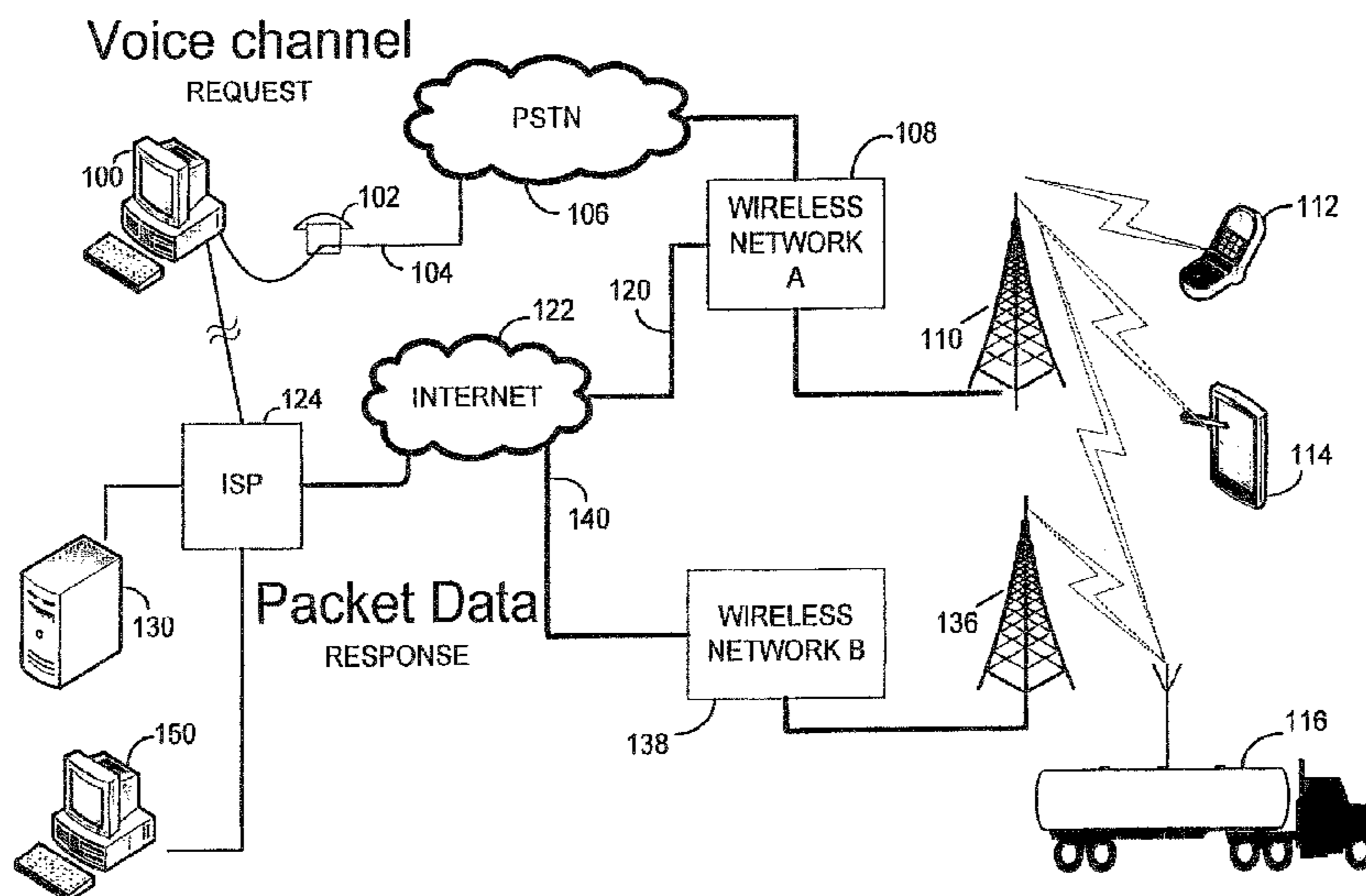
*Primary Examiner* — Min Jung

(74) *Attorney, Agent, or Firm* — Stolowitz Ford Cowger LLP

(57) **ABSTRACT**

A data session with a wireless device ordinarily cannot be initiated from the network side because the wireless device has no predetermined IP or other network address. Methods are disclosed for instead causing the wireless unit to initiate a data session with a target destination, thereby obviating the IP addressing problem. A voice call is first initiated by a requester application to a remote wireless unit. The requester transmits a request message to the remote wireless unit via the wireless voice channel using in-band techniques; preferably including a payload in the polling message that identifies the target destination. In response, the remote wireless unit initiates a packet data session with the target destination.

**15 Claims, 2 Drawing Sheets**



# US 8,036,201 B2

Page 2

U.S. PATENT DOCUMENTS							
4,599,583	A	7/1986	Shimozono	5,448,622	A	9/1995	Huttunen
4,607,257	A	8/1986	Noguchi	5,450,130	A	9/1995	Foley
4,630,301	A	12/1986	Hohl	5,459,469	A	10/1995	Schuchman
4,641,323	A	2/1987	Tsang	5,461,390	A	10/1995	Hoshen
4,651,157	A	3/1987	Gray	5,475,864	A	12/1995	Hamabe
4,656,463	A	4/1987	Anders	5,475,868	A	12/1995	Duque-Anton
4,675,656	A	6/1987	Narcisse	5,479,480	A	12/1995	Scott
4,685,131	A	8/1987	Horne	5,479,482	A	12/1995	Grimes
4,750,197	A	6/1988	Denekamp	5,483,549	A	1/1996	Weinberg
4,754,255	A	6/1988	Sanders	5,491,690	A	2/1996	Alfonsi
4,766,589	A	8/1988	Fisher	5,497,149	A	3/1996	Fast
4,776,003	A	10/1988	Harris	5,504,491	A	4/1996	Chapman
4,831,647	A	5/1989	D'Avello	5,506,888	A	4/1996	Hayes
4,860,336	A	8/1989	D'Avello	5,509,035	A	4/1996	Teidemann, Jr.
4,914,651	A	4/1990	Lusignan	5,510,797	A	4/1996	Abraham
4,918,425	A	4/1990	Greenberg	5,513,111	A	4/1996	Wortham
4,918,717	A	4/1990	Bissonnette	5,515,043	A	5/1996	Berard
4,926,444	A	5/1990	Hamilton	5,519,403	A	5/1996	Bickley
4,941,155	A	7/1990	Chuang	5,519,621	A	5/1996	Wortham
4,965,821	A	10/1990	Bishop	5,528,232	A	6/1996	Verma
4,977,609	A	12/1990	McClure	5,530,701	A	6/1996	Stillman
4,984,238	A	1/1991	Watanabe	5,537,458	A	7/1996	Suomi
5,014,344	A	5/1991	Goldberg	5,539,810	A	7/1996	Kennedy, III
5,025,455	A	6/1991	Nguyen	5,543,789	A	8/1996	Behr
5,036,537	A	7/1991	Jeffers	5,544,222	A	8/1996	Robinson
5,040,214	A	8/1991	Grossberg et al.	5,544,225	A	8/1996	Kennedy, III
5,043,736	A	8/1991	Darnell	5,546,445	A	8/1996	Dennison
5,081,667	A	1/1992	Drori	5,550,551	A	8/1996	Alesio
5,095,307	A	3/1992	Shimura	5,551,066	A	8/1996	Stillman
5,119,403	A	6/1992	Krishnan	5,555,286	A	9/1996	Tendler
5,119,504	A	6/1992	Durboraw, III	5,555,520	A	9/1996	Sudo
5,134,644	A	7/1992	Garton	5,557,254	A	9/1996	Johnson
5,155,689	A	10/1992	Wortham	5,565,858	A	10/1996	Guthrie
5,191,611	A	3/1993	Lang	5,566,173	A	10/1996	Steinbrecher
5,201,071	A	4/1993	Webb	5,572,204	A	11/1996	Timm
5,203,012	A	4/1993	Patsiokas	5,576,716	A	11/1996	Sadler
5,208,446	A	5/1993	Martinez	5,587,715	A	12/1996	Lewis
5,212,831	A	5/1993	Chuang	5,590,396	A	12/1996	Henry
5,214,556	A	5/1993	Kilbel	5,594,425	A	1/1997	Ladner
5,218,618	A	6/1993	Sagey	RE35,498	E	4/1997	Barnard
5,223,844	A	6/1993	Mansell	5,619,684	A	4/1997	Goodwin
5,227,776	A	7/1993	Starefoss	5,621,388	A	4/1997	Sherburne
5,235,633	A	8/1993	Dennison	5,625,668	A	4/1997	Loomis
5,245,634	A	9/1993	Averbuch	5,627,517	A	5/1997	Theimer
5,245,647	A	9/1993	Grouffal	5,630,206	A	5/1997	Urban
5,272,747	A	12/1993	Meads	5,635,450	A	6/1997	Mayer
5,282,204	A	1/1994	Shpancer	5,637,355	A	6/1997	Stanforth
5,289,372	A	2/1994	Guthrie	5,640,444	A	6/1997	O'Sullivan
5,301,353	A	4/1994	Borras	5,650,770	A	7/1997	Schlage
5,301,359	A	4/1994	Van Den Heuvel	5,663,734	A	9/1997	Krasner
5,305,384	A	4/1994	Ashby, III	5,666,357	A	9/1997	Jangi
5,317,309	A	5/1994	Vercellotti	5,668,803	A	9/1997	Tymes
5,331,635	A	7/1994	Ota	5,673,305	A	9/1997	Ross
5,333,175	A	7/1994	Ariyavisitakul	5,680,439	A	10/1997	Aguilera
5,334,974	A	8/1994	Simms	5,686,910	A	11/1997	Timm
5,347,272	A	9/1994	Ota	5,687,215	A	11/1997	Timm
5,363,375	A	11/1994	Chuang	5,687,216	A	11/1997	Svensson
5,363,376	A	11/1994	Chuang	5,691,980	A	11/1997	Welles, II
5,365,450	A	11/1994	Schuchman	5,703,598	A	12/1997	Emmons
5,365,577	A	11/1994	Davis	5,711,013	A	1/1998	Collett
5,379,224	A	1/1995	Brown	5,712,619	A	1/1998	Simkin
5,381,129	A	1/1995	Boardman	5,712,899	A	1/1998	Pace, II
5,388,147	A	2/1995	Grimes	5,724,243	A	3/1998	Westerlage
5,388,247	A	2/1995	Goodwin	5,726,893	A	3/1998	Schuchman
5,389,934	A	2/1995	Kass	5,726,984	A	3/1998	Kubler
5,390,216	A	2/1995	Bilitza	5,731,757	A	3/1998	Layson, Jr.
5,396,539	A	3/1995	Slekys	5,732,326	A	3/1998	Maruyama
5,396,653	A	3/1995	Kivari	5,734,981	A	3/1998	Kennedy, III
5,408,684	A	4/1995	Yunoki	5,742,233	A	4/1998	Hoffman
5,410,541	A	4/1995	Hotto	5,748,083	A	5/1998	Rietkerk
5,410,739	A	4/1995	Hart	5,748,084	A	5/1998	Isikoff
5,414,432	A	5/1995	Penny, Jr.	5,751,246	A	5/1998	Hertel
5,418,537	A	5/1995	Bird	5,752,186	A	5/1998	Malackowski
5,420,592	A	5/1995	Johnson	5,752,193	A	5/1998	Scholefield
5,422,816	A	6/1995	Sprague	5,752,195	A	5/1998	Tsuji
5,428,636	A	6/1995	Meier	5,754,554	A	5/1998	Nakahara
5,438,337	A	8/1995	Aguado	D395,250	S	6/1998	Kabler
5,440,491	A	8/1995	Kawano	5,761,204	A	6/1998	Grob
				5,761,292	A	6/1998	Wagner



# US 8,036,201 B2

5,771,001 A	6/1998	Cobb	6,038,595 A	3/2000	Ortony
5,771,455 A	6/1998	Kennedy, III	6,041,124 A	3/2000	Sugita
5,774,876 A	6/1998	Woolley	6,044,257 A	3/2000	Boling
5,781,156 A	7/1998	Krasner	6,049,971 A	4/2000	Petit
5,784,422 A	7/1998	Heermann	6,055,434 A	4/2000	Seraj
5,786,789 A	7/1998	Janky	6,057,756 A	5/2000	Engellenner
5,790,842 A	8/1998	Charles	6,067,044 A	5/2000	Whelan
5,794,124 A	8/1998	Ito	6,067,457 A	5/2000	Erickson
5,796,808 A	8/1998	Scott	6,069,570 A	5/2000	Herring
5,797,091 A	8/1998	Clisel	6,070,089 A	5/2000	Brophy
5,804,810 A	9/1998	Woolley	6,075,458 A	6/2000	Ladner
5,805,576 A	9/1998	Worley, III	6,076,099 A	6/2000	Chen
5,812,087 A	9/1998	Krasner	6,081,523 A	6/2000	Merchant
5,812,522 A	9/1998	Lee	6,091,969 A	7/2000	Brophy
5,815,114 A	9/1998	Speasl	6,097,760 A	8/2000	Spicer
RE35,916 E	10/1998	Dennison	6,101,395 A	8/2000	Keshavachar
5,825,283 A	10/1998	Camhi	6,122,271 A	9/2000	McDonald
5,825,327 A	10/1998	Krasner	6,122,514 A	9/2000	Spaur
5,826,188 A	10/1998	Tayloe	6,131,067 A	10/2000	Girerd
5,831,574 A	11/1998	Krasner	6,131,366 A	10/2000	Fukuda
5,832,394 A	11/1998	Wortham	6,133,874 A	10/2000	Krasner
5,835,907 A	11/1998	Newman	6,140,956 A	10/2000	Hillman
5,838,237 A	11/1998	Revell	6,144,336 A	11/2000	Preston
5,841,396 A	11/1998	Krasner	6,151,493 A	11/2000	Sasakura
5,841,842 A	11/1998	Baum	6,154,658 A	11/2000	Caci
5,842,141 A	11/1998	Vaihoja	6,166,688 A	12/2000	Cromer
5,850,392 A	12/1998	Wang	6,169,497 B1	1/2001	Robert
5,856,986 A	1/1999	Sobey	6,173,194 B1	1/2001	Vanttila
5,864,578 A	1/1999	Yuen	6,175,307 B1	1/2001	Peterson
5,864,763 A	1/1999	Leung	6,181,253 B1	1/2001	Eschenbach
5,870,675 A	2/1999	Tuutijarvi	6,195,736 B1	2/2001	Lisle
5,874,914 A	2/1999	Krasner	6,208,959 B1	3/2001	Jonsson
5,881,069 A	3/1999	Cannon	6,212,207 B1	4/2001	Nichols
5,881,373 A	3/1999	Elofsson	6,226,529 B1	5/2001	Bruno
5,884,214 A	3/1999	Krasner	6,236,652 B1	5/2001	Preston
5,886,634 A	3/1999	Muhme	6,249,227 B1	6/2001	Brady
5,890,108 A	3/1999	Yeldener	6,266,008 B1	7/2001	Huston
5,892,441 A	4/1999	Woolley	6,269,392 B1	7/2001	Cotichini
5,892,454 A	4/1999	Schipper	6,272,315 B1	8/2001	Chang
5,901,179 A	5/1999	Urabe	6,275,990 B1	8/2001	Dapper
5,911,129 A	6/1999	Towell	6,282,430 B1	8/2001	Young
5,912,886 A	6/1999	Takahashi	6,288,645 B1	9/2001	McCall
5,913,170 A	6/1999	Wortham	6,295,461 B1	9/2001	Palmer
5,917,449 A	6/1999	Sanderford	6,300,863 B1	10/2001	Cotichini
5,918,180 A	6/1999	Dimino	6,300,875 B1	10/2001	Schafer
5,930,340 A	7/1999	Bell	6,301,480 B1	10/2001	Kennedy, III
5,930,722 A	7/1999	Han	6,304,186 B1	10/2001	Rabanne
5,933,468 A	8/1999	Kingdon	6,304,637 B1	10/2001	Mirashrafi
5,936,526 A	8/1999	Klein	6,307,471 B1	10/2001	Xydis
5,937,355 A	8/1999	Joong	6,308,060 B2	10/2001	Wortham
5,940,598 A	8/1999	Strauss	6,320,535 B1	11/2001	Hillman
5,945,944 A	8/1999	Krasner	6,321,091 B1	11/2001	Holland
5,946,304 A	8/1999	Chapman	6,326,736 B1	12/2001	Kang
5,946,611 A	8/1999	Dennison	6,327,533 B1	12/2001	Chou
5,949,335 A	9/1999	Maynard	6,343,217 B1	1/2002	Borland
5,953,694 A	9/1999	Pillekamp	6,345,251 B1	2/2002	Jansson
5,960,363 A	9/1999	Mizikovsky	6,351,495 B1	2/2002	Tarraf
5,961,608 A	10/1999	Onosaka	6,358,145 B1	3/2002	Wong
5,963,130 A	10/1999	Schlager	6,359,923 B1	3/2002	Agee
5,963,134 A	10/1999	Bowers	6,362,736 B1	3/2002	Gehlot
5,970,130 A	10/1999	Katko	6,373,842 B1	4/2002	Coverdale
5,978,676 A	11/1999	Guridi	6,405,033 B1	6/2002	Kennedy, III
5,991,279 A	11/1999	Haugli	6,430,176 B1 *	8/2002	Christie, IV ..... 370/355
5,999,124 A	12/1999	Sheynblat	6,434,198 B1	8/2002	Tarraf
5,999,126 A	12/1999	Ito	6,466,582 B2	10/2002	Venters
6,002,363 A	12/1999	Krasner	6,470,046 B1	10/2002	Scott
6,006,189 A	12/1999	Strawczynski	6,477,633 B1	11/2002	Grimmett
6,009,325 A	12/1999	Retzer	6,493,338 B1	12/2002	Preston
6,009,338 A	12/1999	Iwata	6,516,198 B1	2/2003	Tendler
6,011,973 A	1/2000	Valentine	6,519,260 B1	2/2003	Galyas
6,014,089 A	1/2000	Tracy	6,522,265 B1	2/2003	Hillman
6,014,090 A	1/2000	Rosen	6,526,026 B1	2/2003	Menon
6,014,376 A	1/2000	Abreu	6,529,744 B1	3/2003	Birkler
6,018,654 A	1/2000	Valentine	6,611,804 B1	8/2003	Dörbecker
6,021,163 A	2/2000	Hoshi	6,614,349 B1	9/2003	Proctor
6,024,142 A	2/2000	Bates	6,617,979 B2	9/2003	Yoshioka
6,031,489 A	2/2000	Wyrwas	6,628,967 B1	9/2003	Yue
6,032,037 A	2/2000	Jeffers	6,665,333 B2	12/2003	McCrary
6,038,310 A	3/2000	Hollywood	6,677,894 B2	1/2004	Sheynblat



6,681,121	B1	1/2004	Preston	
6,683,855	B1	1/2004	Bordogna	
6,690,681	B1	2/2004	Preston	
6,690,922	B1	2/2004	Lindemann	
6,697,987	B2	2/2004	Lee	
6,700,867	B2	3/2004	Classon	
6,747,571	B2	6/2004	Fierro	
6,754,265	B1	6/2004	Lindemann	
6,771,629	B1	8/2004	Preston	
6,778,645	B1	8/2004	Rao	
6,799,050	B1	9/2004	Krasner	
6,836,515	B1	12/2004	Kay	
6,845,153	B2	1/2005	Tibutius	
6,917,449	B2	7/2005	Nakajima	
6,940,809	B2	9/2005	Sun	
6,981,022	B2	12/2005	Boundy	
6,993,362	B1	1/2006	Aberg	
7,092,370	B2	8/2006	Jiang	
7,103,550	B2	9/2006	Gallagher	
7,151,768	B2	12/2006	Preston	
7,164,662	B2	1/2007	Preston	
7,206,305	B2	4/2007	Preston	
7,206,574	B2	4/2007	Bright	
7,215,965	B2	5/2007	Fournier	
7,221,669	B2	5/2007	Preston	
7,269,188	B2	9/2007	Smith	
7,286,522	B2	10/2007	Preston	
7,317,696	B2	1/2008	Preston	
7,398,100	B2	7/2008	Harris	
7,426,466	B2	9/2008	Ananthapadmanabhan	
7,430,428	B2	9/2008	Van Bosch	
7,477,906	B2	1/2009	Radic	
7,483,418	B2	1/2009	Maurer	
7,511,611	B2	3/2009	Sabino	
7,512,098	B2	3/2009	Jiang	
7,562,393	B2	7/2009	Buddhikot	
7,583,959	B2	9/2009	Holmes	
7,593,449	B2	9/2009	Shattil	
7,606,555	B2	10/2009	Walsh	
7,856,240	B2	12/2010	Gunn	
2002/0095293	A1*	7/2002	Gallagher et al. ....	704/270
2002/0111167	A1	8/2002	Nguyen	
2002/0122401	A1	9/2002	Xiang	
2003/0016639	A1	1/2003	Kransmo	
2003/0073406	A1	4/2003	Benjamin	
2003/0147401	A1	8/2003	Kyronaho	
2003/0227939	A1	12/2003	Yukie	
2004/0034529	A1	2/2004	Hooper, III	
2004/0171370	A1	9/2004	Natarajan	
2004/0192345	A1	9/2004	Osborn	
2005/0031097	A1	2/2005	Rabenko	
2005/0090225	A1	4/2005	Muehleisen	
2005/0111563	A1	5/2005	Tseng	
2005/0147057	A1	7/2005	LaDue	
2005/0187882	A1	8/2005	Sovio	
2005/0207511	A1	9/2005	Madhavan	
2005/0215228	A1*	9/2005	Fostick et al. ....	455/403
2005/0226202	A1	10/2005	Zhang	
2006/0171368	A1	8/2006	Moinzadeh	
2006/0246910	A1	11/2006	Petermann	
2006/0276196	A1*	12/2006	Jiang et al. ....	455/446
2007/0087756	A1	4/2007	Hoffberg	
2007/0124625	A1	5/2007	Hassan	
2007/0155360	A1	7/2007	An	
2007/0211624	A1	9/2007	Schmidt	
2007/0258398	A1	11/2007	Chestnutt	
2007/0264964	A1	11/2007	Birmingham	
2008/0025295	A1	1/2008	Elliott	
2008/0039017	A1	2/2008	Kim	
2008/0056469	A1	3/2008	Preston	
2008/0107094	A1*	5/2008	Borella et al. ....	370/342
2008/0132200	A1	6/2008	Shinoda	
2008/0143497	A1	6/2008	Wasson	
2008/0182570	A1	7/2008	Kuhl	
2008/0212820	A1	9/2008	Park	
2008/0266064	A1	10/2008	Curran	
2008/0294340	A1	11/2008	Schmidt	
2009/0055516	A1	2/2009	Zhodzishsky	
2009/0077407	A1	3/2009	Akimoto	

2009/0110033	A1	4/2009	Shattil	
2009/0265173	A1	10/2009	Madhavan	
2009/0298428	A1	12/2009	Shin	
2009/0306976	A1	12/2009	Joetten	
2010/0211660	A1*	8/2010	Kiss et al. ....	709/221

FOREIGN PATENT DOCUMENTS

DE	44 24 412	A1	1/1996
EP	0 242 099	A2	10/1987
EP	0 528 090	A1	8/1991
EP	0 512 789	A2	5/1992
EP	0 501 058	A2	9/1992
EP	0 545 783	A1	11/1992
EP	545783		11/1992
EP	0 545 753	A1	6/1993
EP	0 580 397	A2	1/1994
EP	0889610	A2	1/1999
EP	0 896 442	A1	2/1999
EP	01 950 402		12/2004
EP	1 843 503	A2	10/2007
GB	2 290 005	A	5/1994
JP	03232349		10/1991
JP	5130008		5/1993
JP	5252099		9/1993
JP	6077887		3/1994
JP	11109062		4/1999
TW	2010/18163	A	5/2010
WO	WO 89/12835	A1	12/1989
WO	WO 91/07044	A1	5/1991
WO	WO 95/21511	A1	8/1995
WO	WO 96/07110	A1	3/1996
WO	WO 96/15636	A1	5/1996
WO	WO 96/18275	A1	6/1996
WO	WO 98/34164	A1	8/1998
WO	WO 98/34359	A1	8/1998
WO	WO 98/53573	A2	11/1998
WO	WO 98/59256	A2	12/1998
WO	WO 98/59257	A1	12/1998
WO	WO 99/14885	A2	3/1999
WO	WO 99/56143	A1	4/1999
WO	WO 99/56144	A1	4/1999
WO	WO 99/36795	A1	7/1999
WO	WO 99/49677	A1	9/1999
WO	WO 00/11893	A1	3/2000
WO	WO 01/78249	A1	10/2001
WO	WO 01/99295	A2	12/2001
WO	WO 02/054694	A1	7/2002
WO	WO 03/034235	A1	4/2003
WO	WO 03/081373	A2	10/2003
WO	WO 2009/149356	A2	12/2009

OTHER PUBLICATIONS

Coleman, A., et al., "Subjective Performance Evaluation of the RPE-LTP Codec for the Pan-European Cellular Digital Radio System," Globecom '89, IEEE Global Telecommunications Conference and Exhibition, vol. 2, Nov. 27-30, 1989, pp. 758-761; 1075-1079, IEEE, New York, New York.

Coleman, A., et al., "Subjective Performance Evaluation of the RPE-LTP Codec for the Pan-European Cellular Digital Mobile Radio System," Globecom '89, IEEE Global Telecommunications Conference and Exhibition, vol. 2, Nov. 27-30, 1989, pp. 1075-1079, IEEE, New York, New York.

Lin, D., et al., "Data Compression of Voiceband Modem Signals," 40th sup. th IEEE Vehicular Technology Conference: On the Move in the 90's. May 6-9, 1990, pp. 323-325, IEEE, New York, New York.

Feher, "Modems for Emerging Digital Cellular-Mobile Radio System," IEEE Trans. on Vehicular Technology, vol. 40, No. 2, May 1991, pp. 355-365.

Christ, Thomas W., "A Prison Guard Duress Alarm Location System," Proceedings of the IEEE 1993 International Carnahan Conference on Security Technology: Security Technology, Oct. 13-15, 1993, Copyright 1993 IEEE.

Brian W. Martin, "WatchIt: A Fully Supervised Identification, Location and Tracking System," Proceedings of the IEEE, 29th Annual 1995 International Carnahan Conference on Security Technology, Oct. 1995.



- Reut, Anton B., "Remote Monitoring of Military Assets Using Commercial Leo Satellites," IEEE Universal Communications Conference Record, Nov. 6-8, 1995, Copyright 1995 IEEE.
- Brown, et al., "A Reconfigurable Modem for Increased Network . . ." IEEE Trans. on Circuits & Systems for Video Technology, vol. 6, No. 2, Apr. 1996, pp. 215-224.
- Jain et al, Potential Networking Applications of Global Positioning Systems (GPS), downloadable at <http://www.cis.ohio-state.edu/~jain/papers/gps.htm>, pp. 1-40, Apr. 1996.
- U.S. Appl. No. 60/047,034, filed May 19, 1997; Applicant: Preston.
- U.S. Appl. No. 60/047,140, filed May 20, 1997; Applicant: Preston.
- U.S. Appl. No. 60/048,369, filed Jun. 3, 1997; Applicant: Preston.
- U.S. Appl. No. 60/048,385, filed Jun. 3, 1997; Applicant: Preston.
- U.S. Appl. No. 60/055,497, filed Aug. 13, 1997; Applicant: Preston.
- Mueller, A.J. et al., "A DSP Implemented dual 9600/7200 BPS TCM Modem for Mobile Communications Over FM Voice Radios," Proceedings of the 1997 6th IEEE Pacific rim Conference on Communications, Computers and Signal Processing, vol. 2, Aug. 20-22, 1997, pp. 758-761, IEEE, New York, New York.
- FCC E911 Order, CC Docket No. 94-102; dated Nov. 23, 1998.
- Vaha-Sipila, A., URLs for Telephone Calls, Request for Comments: 2806, Network Working Group, Apr. 2000, 16 pages.
- International Search Report PCT/US00/13288; dated May 15, 2000; Applicant: Integrated Data Communications Inc.
- International Search Report PCT/US00/01157; dated May 23, 2000; Applicant: Integrated Data Communications Inc.
- Office Action in U.S. Appl. No. 09/625,159 dated Apr. 9, 2003; 15 pages.
- 3GPP2 Access Network Interfaces Technical Specification Group, "3GPP2 Access Network Interfaces TSG (TSG-A) #60, Meeting Summary," Coeur d'Alene, Idaho, Apr. 19, 2004, pp. 1-5.
- 3rd Generation Partnership Project; Technical Specification Group Services and System Aspects Push Architecture (Rel. 6); 3GPP TR 23.976; vol. 3-SA2, No. V6.1.0; Jun. 1, 2004; pp. 1-34.
- Universal Mobile Telecommunications System (UMTS); Push Architecture (3GPP TR 23.976 version 6.1.0 Release 6); Jun. 2004; 36 pages.
- Vocal Technologies, Ltd. Home Page, "Audio Codecs," [http://www.vocal.com/data\\_sheets/audio\\_codecs.html?glad](http://www.vocal.com/data_sheets/audio_codecs.html?glad), accessed Jun. 12, 2005.
- International Search Report for PCT/US06/03416, dated Feb. 5, 2007, 3 pages.
- Written Opinion of the International Searching Authority for PCT/US06/03416, dated Feb. 5, 2007, 3 pages.
- Phifer, Lisa A., Surfing the Web Over Wireless, Jan. 1998, <http://www.corecom.com/html/wireless.html>, printed May 22, 2007.
- International Preliminary Report on Patentability in PCT/US2006/022985 dated Jan. 3, 2008; 6 pages.
- International Search Report and Written Opinion of International Application No. PCT/US07/64443, dated Sep. 15, 2008.
- USPTO Search Authority; PCT/US08/80555 International Search Report; Dec. 19, 2008, 11 pages.
- PCT/US2009/056834 International Search Report and Written Opinion dated Dec. 30, 2009; 12 pages.
- Protean Research Group, "Anycast Routing for Mobile Services (ARMS) Project Overview," Published on the Internet at [http://tang.itd.nrl.navy.mil/5522/anycast/anycast\\_index.html](http://tang.itd.nrl.navy.mil/5522/anycast/anycast_index.html).
- Werb, Jay and Colin Lanzl, "The Next Generation of Control: Local Positioning," abstract, Feb. 1999, vol. 26.
- Werb, Jay and Colin Lanzl, "Designing a Positioning System for Finding Things and People Indoors," IEEE Spectrum, Sep. 1998.
- International Search Report PCT/US02/00996; dated Jun. 24, 2002; Applicant: Airbiquity, Inc.
- Lockwood Technology Corporation, "Asset Management," copyright 2002 by Lockwood Technology Corporation, published on the Internet at [http://www.lockwoodtechnology.com/asset\\_tracking.html](http://www.lockwoodtechnology.com/asset_tracking.html), printed May 29, 2002.
- Janus Technologies, Inc., "ProxTrak Asset Tracking Interface," copyright 2000 Janus Technologies, Inc., published on the Internet at <http://www.janus-tech.com/Products/ProxTrak.html>, printed May 29, 2002.
- "Tracking," published on the Internet at <http://www.wisetrack.com/tracking.html>, posted May 29, 2002, Copyright 2001 by TVL, Inc.
- McNichols, Shawn, "Keeping Your Assets Safe," published on the Internet at [http://www.securitymagazine.com/CDA/ArticleInformation/features/BNP\\_Features](http://www.securitymagazine.com/CDA/ArticleInformation/features/BNP_Features), posted Feb. 14, 2002, Copyright 2001-2002 by Business News Publishing Co.
- Office Action in U.S. Appl. No. 09/677,486 dated Oct. 16, 2001; 9 pages.
- Bilbao, Alfonso, m-Security (Security and Mobile Telephony), Proceedings of the IEEE 35th Annual 2001, International Carnahan Conference on Security Technology, Oct. 16-19, 2001.
- International Search Report PCT/US01/27238; dated Aug. 30, 2001; Applicant: Airbiquity, Inc.
- International Search Report PCT/US01/20021, dated Aug. 21, 2001; Applicant: Airbiquity, Inc.
- International Search Report PCT/US01/19845; dated Jun. 22, 2001; Applicant: Airbiquity, Inc.
- Lavigne, R.E. and P. Eng, "Trunking Versus Conventional Radio System," Proceedings of the IEEE, 34th Annual 2000 International Carnahan Conference on Security Technology, Oct. 23-25, 2000.
- PCT International Search Report dated Nov. 27, 2000 for International Application No. PCT/US00/13288.
- Ayanoglu, E., "Adaptive ARQ/FEC for Multitone Transmission in Wireless Networks" Global Telecommunications Conference, 1995. Conference Record. Communication Theory Mini-Conference, Globecom '95., IEEE Singapore Nov. 13-17, 1995, New York, NY, USA, IEEE, US Lnk. vol. 3. Whole Document.
- Lemke A. C., et al.: "Voice Over Data and Data Over Voice: Evolution of the Alcatel 1000. Seamless Evolution of the Alcatel 1000 Switching System will Support the Move to Voice and Data Convergence." Electrical Communication, Alcatel. Brussels, BE, Apr. 1, 1999. Abstract; Figure 2.
- Benelli G., et al.: "A Coding and Retransmission Protocol for Mobile Radio Data Transmission." Vehicular Technology Conference, 1999. VTC 1999—Fall. IEEE VTS 50th Amsterdam Netherlands Sep. 19-22, 1999. Abstract Section II.

\* cited by examiner

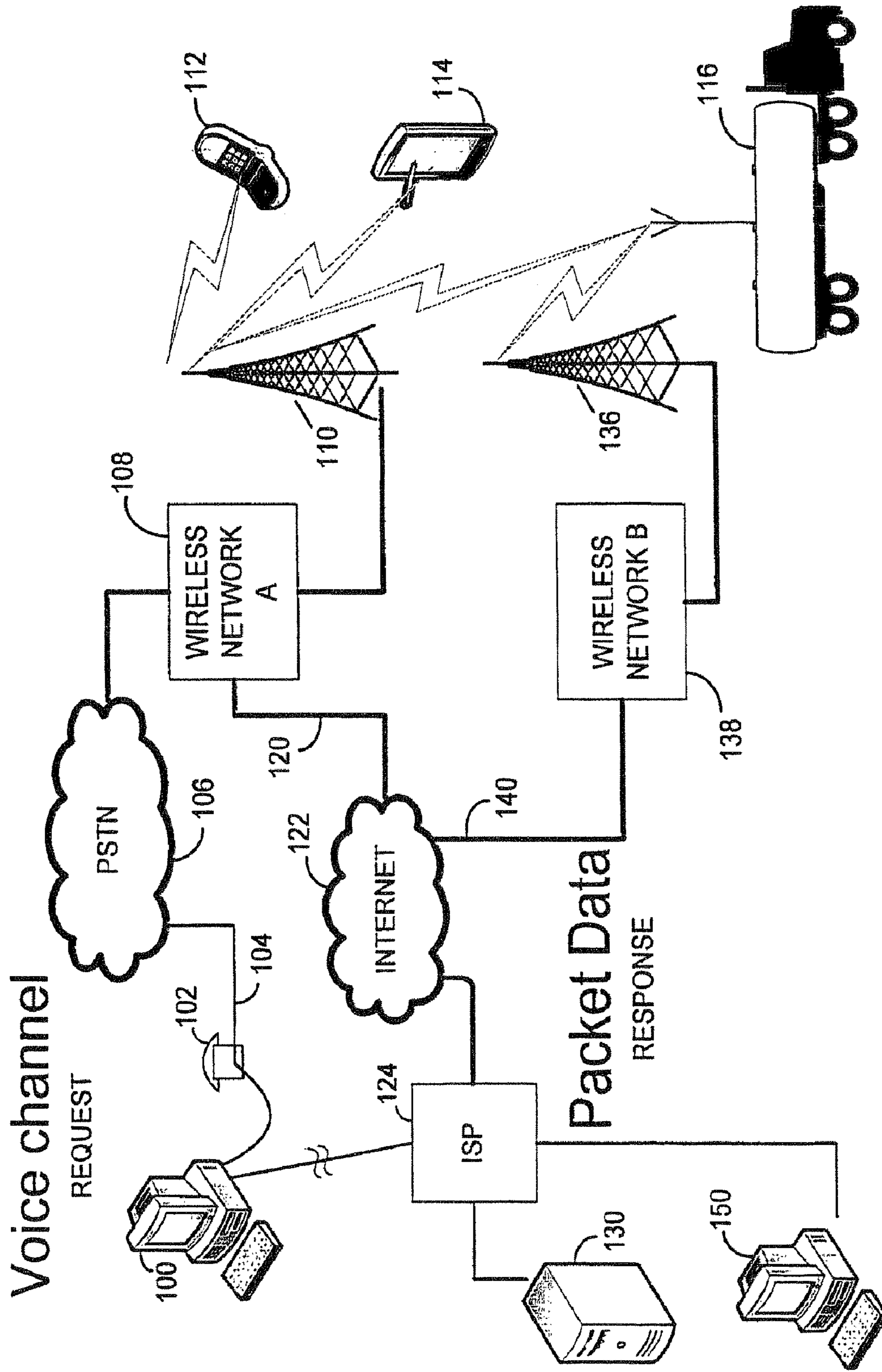


FIGURE 1



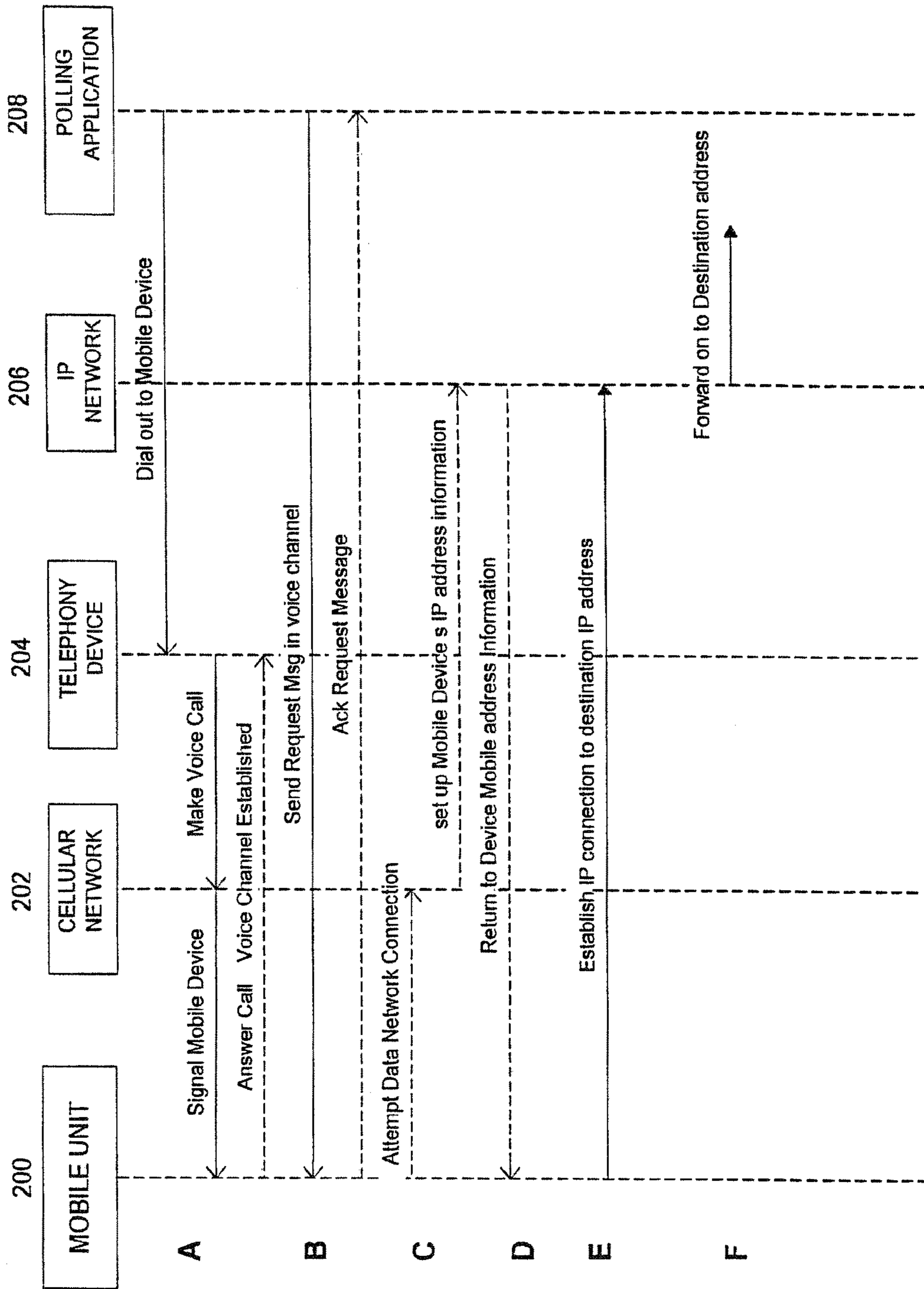


FIGURE 2

## VOICE CHANNEL CONTROL OF WIRELESS PACKET DATA COMMUNICATIONS

### CROSS REFERENCE TO RELATED APPLICATIONS

This application is a continuation of U.S. application Ser. No. 12/372,255, filed Feb. 17, 2009, which is a continuation of U.S. application Ser. No. 11/048,623, filed Jan. 31, 2005, now U.S. Pat. No. 7,508,810, each of which is incorporated by reference herein in its entirety.

### COPYRIGHT NOTICE

© 2010 Airbiquity Inc. A portion of the disclosure of this patent document contains material that is subject to copyright protection. The copyright owner has no objection to the facsimile reproduction by anyone of the patent document or the patent disclosure, as it appears in the Patent and Trademark Office patent file or records, but otherwise reserves all copyright rights whatsoever. 37 CFR §1.71(d).

### TECHNICAL FIELD

This invention pertains to data communications via wireless communications networks, and more specifically it relates to use of the voice channel to trigger a network initiated data session such as an IP session.

### BACKGROUND OF THE INVENTION

Data transfer services in the wireless domain are known and certainly still evolving. Examples include SMS (short messaging service) and other SS7 control channel services. They can be used, for example, for text messaging. They do not affect the voice channels, but offer very limited bandwidth, so the amounts of data transferred are quite limited.

The WAP (Wireless Application Protocol) specifications and software offer some improved services. For example, they can be implemented to provide limited Internet access to a mobile unit. (We use the term “mobile unit” herein to refer broadly to any device with wireless connectivity, including without limitation a cell phone, PDA, laptop computer, palmtop, motor vehicle, etc.). The WAP services, however, require that the mobile unit itself be WAP enabled, and that the wireless carrier network also be WAP enabled. Thus, wireless carriers have to deploy and maintain WAP gateways at the edges of the network to provide WAP services. Some mobile units, and some networks or geographic areas may not be WAP enabled, so these services would not be available for data communication.

One approach to wireless data transfer that does not require changes in the wireless network infrastructure, although it requires specific implementation at both endpoints of a session, is the use of “in-band” data transfer. As the name implies, this technique transfers data in the voice channel, using carefully selected and timed audio frequency tones. (Commonly, wireless data transfer services do not use the voice channel at all.) In-band or voice channel data transfer can be done with little or no interruption of a voice conversation. Details of in-band signaling are explained in U.S. Pat. Nos. 6,144,336; 6,690,681 and 6,493,338 all incorporated wherein by this reference. These types of in-voice-channel data communications have two primary advantages: the wireless voice channel is reliable, and the technique works transparently across networks and carriers throughout the country and beyond. The data simply passes transparently through the

voice service, as it “looks” like voice. However, in-band signaling provides only a very low bandwidth up to around 400 bps. That makes it almost useless for transferring significant amounts of data.

Higher bandwidth wireless data services are rapidly becoming available throughout the world. These services operate over dedicated data channels, not the voice channels. The newer specifications, so-called “3G” or third generation wireless technologies, while not yet widely implemented, promise packet data rates as follows, according to IMT-2000 standards:

- 2 Mbps for fixed environment
- 384 Mbps for pedestrian (i.e. slow-moving mobile unit)
- 144 kbps for vehicular traffic

One problem, however, with virtually all wireless data services, is the difficulty in accessing those services in a network “polling” type of application. Polling (or “pulling data”) here refers to contacting a mobile unit to pull or retrieve digital data needed by a requester. (The “requester” typically would be an application program.) Preferably, an authorized requester should be able to poll remote mobile units, and fetch data, without manual user intervention at the remote location. In other words, a polling process should be able to be completely automated, although for some applications it can be advantageously initiated by a user at the requester end.

To illustrate, a wireless automated inventory control system may seek to poll units, say trucks or tanks, to learn their present location, fuel supply, operator ID, etc. A packet data connection, for example an IP connection, cannot be established with a mobile unit from the network side (we call this “network initiated”) using prior technology, because the mobile device has no predetermined IP address. Rather, an IP address is dynamically assigned to a mobile unit only if and when it initiates a session to an IP network. Accordingly, a user application cannot poll a remote mobile unit to establish a packet data transfer session using known technologies.

A system has been suggested for IP addressing of GPRS mobile terminals that purportedly would enable TCP/IP connection without a phone call. That proposal recognized that there are not enough IP addresses available (under the current Ipv4 regime) to assign one to every wireless terminal. The proposal calls for a combination of Public Addresses (registered with public routing tables) and Private addresses, not to be routed on the public Internet. Rather, the private (IP-like) addresses would only be used within a GPRS operator’s own network. This would require network address translation (NAT) facilities and is generally impractical. Even if implemented, such a scheme does not solve the problem that the mobile (or wireless) terminal address is unknown, and is not publicly discoverable in a convenient way.

The need remains for a convenient and effective way to poll a remote mobile unit, that is, to request a data packet session, for uploading or downloading data via the wireless network, without changing the wireless carrier infrastructure and in a manner compatible with existing packet data networks and protocols such as IP.

### SUMMARY

In accordance with one embodiment of the present invention, a combination of in-band or voice channel signaling together with packet data services is employed to overcome the lack of a predetermined IP address of a mobile unit. A voice call is established between a requester and the remote mobile unit. A short polling message is transmitted in the voice channel from the requester using in-band digital data transmission (“IBS”). The request message includes in its



payload data that identifies (directly or indirectly) a target resource such as a URL or IP address. The mobile unit responds by initiating a wireless packet data session with the indicated target resource which may be, for example, a server system.

This new approach of using the voice channel signaling to enable a network initiated data session will solve the existing problem associated with assigning an IP address (Simple IP and Mobile IP assignment for both Ipv4 and Ipv6) to a mobile device and do so in a timely and more efficient manner.

Presently the existing cellular infrastructure does not allow mobile devices to pre-register their IP address with the cellular data network, instead it must be assigned to the mobile device by the cellular data network when a mobile device first initiates a request for a data session using a Simple IP protocol, or the mobile device must initiate an IP address discovery process using the Mobile IP protocol. In either case the cellular data network does not know of the routing location of the IP address for a mobile device until the mobile device first initiates a data session.

The core data network of any data enabled cellular network can use this unique invention to initiate a data transfer session, which we will call a Network Initiated Data Session (NIDS) and is described as follows:

According to one aspect of the invention, in-band signaling methods and apparatus are employed to “push” a request to a mobile unit or “node”. We call this a Mobile Terminated (MT) request. (The mobile device is of course in-band signaling enabled, meaning essentially that it can send and receive digital data through the voice channel of a wireless network.)

The receiving mobile unit (mobile node) detects—and triggers the mobile device (or other system coupled to the mobile device) to initiate a data session with the cellular network using an available data channel, not the voice channel, to transmit data to a specified (or default) destination.

When a request is made of the mobile device, by using voice channel signaling, the network can initiate a data session between the mobile device and any network or internet entity at any time using the voice channel of the cellular network, or any other radio frequency derived audio channel where voice channel signaling functions. Due to the real time speed and quality of service of in-band (voice channel) services, a distinct time savings and reliability advantage can be made over any other approach for network initiated data sessions. These advantages are of paramount importance for public safety and security applications.

The present invention is also independent of any digital cellular technology and is not tied to any individual cellular carrier’s voice, data, or messaging service, which is also unique and advantageous offering greater cellular coverage capabilities when compared to existing approaches.

Additional aspects and advantages will be apparent from the following detailed description of preferred embodiments, which proceeds with reference to the accompanying drawings.

#### BRIEF DESCRIPTION OF THE DRAWINGS

FIG. 1 is a simplified high-level diagram illustrating operation of representative embodiments of the invention.

FIG. 2 is a messaging diagram showing principle interactions among nodes involved in an embodiment of the invention.

#### DETAILED DESCRIPTION OF PREFERRED EMBODIMENTS

Reference is now made to the figures in which like reference numerals refer to like elements. For clarity, the first digit

of a reference numeral indicates the figure number in which the corresponding element is first used.

In the following description, certain specific details of programming, software modules, user selections, network transactions, database queries, database structures, etc., are provided for a thorough understanding of the embodiments of the invention. However, those skilled in the art will recognize that the invention can be practiced without one or more of the specific details, or with other methods, components, materials, etc.

In some cases, well-known structures, materials, or operations are not shown or described in detail in order to avoid obscuring aspects of the invention. Furthermore, the described features, structures, or characteristics may be combined in any suitable manner in one or more embodiments.

FIG. 1 is a simplified high-level diagram illustrating certain embodiments of the methodology of the present invention. Referring to FIG. 1, a requester application program can be provided on a suitable computer 100. The request or polling application can be activated by a user as needed or pre-programmed for automatic operation at scheduled times. The computer system 100 is coupled to a telephone line which may include a conventional telephone 102 and in any event is connected via 104 to the public switched telephone network PSTN 106. This connection can be, for example, an ordinary telephone land line as is commonly used for voice calls. It could also be part of a larger enterprise system that may involve a PBX (not shown), or it may be a wireless telecom connection.

A wireless carrier network 108 is connected to the PSTN 106 for handling wireless call traffic, the details of which are well known. The wireless network 108 includes a series of base stations which include antennas and wireless transceivers, generally referred to as a cell tower 110. Transceivers are mounted atop the cell tower 110 for two-way wireless communications with various wireless mobile devices such as a cell phone 112 or PDA 114. The base station antennas need not literally be mounted on a tower. In urban areas, in particular, they are more commonly affixed to buildings.

In accordance with the invention, a requester or a requester application executing on computer 100 initiates a voice telephone call, via the PSTN or wireless, directed to a remote mobile unit such as the cell phone 112. The connection from the requester application need not be hard wired to the PSTN but could itself be a wireless telephone link. The requester system 100 also may have access to the Internet 122, typically through an ISP (internet service provider) 124. The connection to the ISP could take any of various forms, for example utilizing cable or the PSTN network, as are known.

According to a preferred embodiment of the invention, a method is provided for polling the remote wireless unit as follows: First, the requester system 100 initiates a voice call to the remote wireless station. This of course requires that the telephone number of the device is known. Other kinds of mobile devices, such as the PDA 114 or even a motor vehicle 116 can include an apparatus that is configured to interact with the wireless network as if it were a cell phone, although it may not actually include a microphone or a speaker. For example, devices can be configured to automatically answer a wireless call, and provide the control channel signaling to emulate answering a cell phone. Once a voice call is established between the requester 100 and the remote wireless unit 112, the requester system 100 transmits a digital request message to the remote wireless terminal via the wireless voice channel on which the voice call is established. In other words, the digital request message is sent “in band” through the use



5

of audio frequency tones that are arranged so that they will pass through the voice channel unobstructed.

The request message preferably includes a payload that identifies a target resource. In the remote wireless unit, for example **112**, **114**, apparatus or software is implemented that will respond to the digital request message by initiating a packet data session with the target resource identified in the request message. By “packet data session” we mean a data transfer session that utilizes one or more of the data services provided by the wireless carrier, as distinguished from voice services.

The target resource may be, but is not limited to, the requester system **100** itself. In other words, the wireless terminal **112** may be instructed to initiate a packet data session back to the requester system. That session would traverse link **120** from the wireless network infrastructure to the Internet **122** and thence to the requester **100** via the ISP **124**. As noted, this process can be automated by implementing suitable software at the requester **100** and at the wireless unit **112** so that it can occur without user action at either end of the packet data session.

The target resource can be identified in the request message by a predetermined identifier, such as a simple alphanumeric name or code. The wireless terminal software can perform a look-up in memory to determine a corresponding URL or IP address. Alternatively, the target URL or IP address can be included in the request message itself.

The target resource need not be the requesting system **100**. In one alternative embodiment, it could be a server **130** which is coupled to the Internet through an ISP and configured to perform data collection, utilizing standard packet data session protocols such as the Internet protocol. The target may be a web server suitably configured to interact with the mobile unit.

In other embodiments, the request message payload can include various delivery parameters, in addition to identification of a target resource. The delivery parameters might include, by way of example and not limitation, a preferred packet data service, a packet data rate, and/or a priority parameter. These parameters can be recovered from the message payload by the wireless terminal software and it can initiate a responsive packet data session in accordance with those parameters. For example, in the case of a relatively low priority parameter, the application software might select a data service or time of day to initiate the packet data session that is lower performance but incurs lower cost.

Referring again to FIG. 1, the tanker truck **116** is merely illustrative of a wide variety of mobile assets, including but not limited to motor vehicle assets, that could participate in the present system, assuming they are outfitted with a wireless unit as explained above. FIG. 1 also shows a second wireless base station tower **136** illustrating that the packet data session need not involve the same base station, or even the same wireless carrier, as that which carried the request message via the voice channel. The requested packet data session could occur through a second wireless network **138** which is also coupled to the Internet via **140**. And again, the packet data session could be established with any target resource, including but not limited to the requester application **100** or a separate server **130**.

In other embodiments of the invention, a live user or operator at a computer **150**, having access to the Internet, could poll one or more remote wireless units to request a data transfer. For example, a user at say a public safety location such as a 911 emergency call taker, could access a web server (not shown) which has voice call telephone access such as **104**. Through the means of a suitably programmed web page inter-

6

face (using, for example, CGI scripting or the like), a user at **150** could initiate a request message which would take the form of a voice call from the web server, through the PSTN and the wireless network as described above, to a remote or mobile unit. The request message could include identification of the call taker center at **150** as the target resource to deliver requested information via a packet data session.

The present invention is not limited to downloading data from the wireless terminal to the requester. The requested packet data session could also be used to download information to the wireless terminal.

FIG. 2 is a messaging diagram that further illustrates principle features and characteristics of certain embodiments of the invention.

Referring to FIG. 2, a signaling or message flow diagram further illustrates methodologies in accordance with the present invention. Beginning with “time interval A” and initiating application **208** essentially places a voice call out to the mobile telephony device **204**. As noted above, the initiating application could be a software application deployed on a computer or on a server and it may or may not necessarily require a conventional telephone. It does require access to the wireless network, directly or through the PSTN. The telephony device, in turn, makes a voice call through the cellular network **202** which in turn makes a wireless call to the mobile unit **200**. The mobile unit answers the call, thereby establishing a voice channel “connection” back to the telephony device **204**. Once that voice call is established, the initiating application, at “time interval B” transmits a request message in the voice channel to the mobile device **200**. Optionally, the mobile device may respond with an acknowledgement message in the voice channel.

Referring now to “time point C,” responsive to the request message, the mobile terminal **200** initiates a data network connection, which traverses the cellular network **202** and establishes a packet data session via the IP network **206**. Here, the target or destination resource is coupled to the IP network **206**. The IP network in turn responds to the mobile node **200** at “time point D” and then, as indicated at “time point E” a packet data session is established between the mobile node **200** and the IP network or target **206**. “Time point F” indicates that the IP resource may not be the ultimate recipient of the data, but rather, it could be configured to forward that data to an ultimate destination address which may be, but is not limited to, the initiating application **208**.

The process used by the core data network, internet application, or stand alone device to initiate a data session using aqLink begins with the establishment of a circuit switched voice channel connection to the mobile device. This can be accomplished by any means made available to the initiating application or device.

It will be obvious to those having skill in the art that many changes may be made to the details of the above-described embodiments without departing from the underlying principles of the invention. The scope of the present invention should, therefore, be determined only by the following claims.

The invention claimed is:

1. A memory device encoded with instructions that, if executed by a processor, result in:
  - receiving incoming signaling at a wireless unit;
  - in response to receiving the incoming signaling at the wireless unit, establishing a remotely initiated connection communicatively coupling the wireless unit and a remote server, the remotely initiated connection initiated by the remote server;



7

receiving, over the remotely initiated connection, a digital polling message at the wireless unit;  
 identifying a target address in the digital polling message;  
 and

in response to receiving the digital polling message, transmitting outgoing signaling to the target address to initiate a wireless network data session with the target address without manual user intervention at the wireless unit, the wireless network data session to be used by a computing device associated with the target address to pull data from the wireless unit over the wireless network data session.

2. The memory device according to claim 1, wherein the polling message includes at least one delivery parameter specifying at least one of a selected wireless network packet data service, a data rate, and a priority parameter.

3. The memory device according to claim 1, wherein the polling message identifies a type of data to be transmitted from the wireless unit to the target address in the wireless network data session.

4. The memory device according to claim 3, wherein the type of data to be transmitted is data indicating a location of the wireless unit.

5. The memory device according to claim 1, wherein the polling message is transmitted in a voice call via a digital wireless telecommunications network.

6. A system, comprising:

a transmitter configured to transmit incoming signaling to a wireless unit to establish an outbound connection thereto, the outbound connection initiated by the transmitter;

the transmitter configured to transmit a digital polling message specifying a target address over the outbound connection; and

the wireless unit configured to transmit outgoing signaling to the target address to initiate a wireless network data session with the target address in response to receiving the digital polling message and without manual user intervention at the wireless unit, the wireless network data session to be used by a computing device associated with the target address to pull data from the wireless unit over the wireless network data session.

8

7. The system of claim 6, wherein the polling message includes at least one delivery parameter specifying at least one of a selected wireless network packet data service, a data rate, and a priority parameter.

8. The system of claim 6, wherein the polling message identifies a type of data to be transmitted from the wireless unit to the target address in the wireless network data session.

9. The system of claim 8, wherein the type of data to be transmitted is data indicating a location of the wireless unit.

10. The system of claim 6, wherein the polling message is transmitted in a voice call via a digital wireless telecommunications network.

11. A method, comprising:

receiving incoming signaling at a wireless unit;

in response to receiving the incoming signaling at the wireless unit, establishing a remotely initiated connection communicatively coupling the wireless unit and a remote server, the remotely initiated connection initiated by the remote server;

receiving, over the remotely initiated connection, a digital polling message at the wireless unit;

identifying a target address in the digital polling message;  
 and

in response to receiving the digital polling message, transmitting outgoing signaling to the target address to initiate a wireless network data session with the target address without manual user intervention at the wireless unit, the wireless network data session to be used by a computing device associated with the target address to pull data from the wireless unit over the wireless network data session.

12. The method of claim 11, wherein the polling message includes at least one delivery parameter specifying at least one of a selected wireless network packet data service, a data rate, and a priority parameter.

13. The method of claim 11, wherein the polling message identifies a type of data to be transmitted from the wireless unit to the target address in the wireless network data session.

14. The method of claim 13, wherein the type of data to be transmitted is data indicating a location of the wireless unit.

15. The method of claim 11, wherein the polling message is transmitted in a voice call via a digital wireless telecommunications network.

\* \* \* \* \*