



US008006019B2

(12) **United States Patent**
Laefer et al.

(10) **Patent No.:** **US 8,006,019 B2**
(45) **Date of Patent:** ***Aug. 23, 2011**

(54) **METHOD AND SYSTEM FOR
TRANSFERRING STORED DATA BETWEEN
A MEDIA PLAYER AND AN ACCESSORY**

(75) Inventors: **Jay S. Laefer**, San Mateo, CA (US);
Scott Krueger, San Francisco, CA (US);
Gregory Lydon, Santa Cruz, CA (US)

(73) Assignee: **Apple, Inc.**, Cupertino, CA (US)

(*) Notice: Subject to any disclaimer, the term of this
patent is extended or adjusted under 35
U.S.C. 154(b) by 3 days.

This patent is subject to a terminal dis-
claimer.

(21) Appl. No.: **12/610,966**

(22) Filed: **Nov. 2, 2009**

(65) **Prior Publication Data**
US 2010/0049350 A1 Feb. 25, 2010

Related U.S. Application Data

(63) Continuation of application No. 11/439,494, filed on
May 22, 2006, now Pat. No. 7,634,605.

(51) **Int. Cl.**
G06F 13/00 (2006.01)
G06F 15/177 (2006.01)

(52) **U.S. Cl.** **710/303**; 710/35; 707/104.1; 709/220;
709/230; 345/169; 345/603; 345/46; 345/446;
345/454; 345/555; 345/558

(58) **Field of Classification Search** 345/169,
345/603; 348/46, 446, 454, 555, 558; 386/45
See application file for complete search history.

(56) **References Cited**

U.S. PATENT DOCUMENTS

4,673,861 A 6/1987 Dubovsky et al.
4,850,899 A 7/1989 Maynard
4,916,334 A 4/1990 Minagawa et al.
4,924,216 A 5/1990 Leung
4,938,483 A 7/1990 Yavetz
5,041,025 A 8/1991 Haitmanek

(Continued)

FOREIGN PATENT DOCUMENTS

EP 1104150 A2 5/2001

(Continued)

OTHER PUBLICATIONS

Altec Lansing, "inMOTION Users Guide," Corp. Headquarters, 535
Rte.6 & 209, Milford, PA 18337.

(Continued)

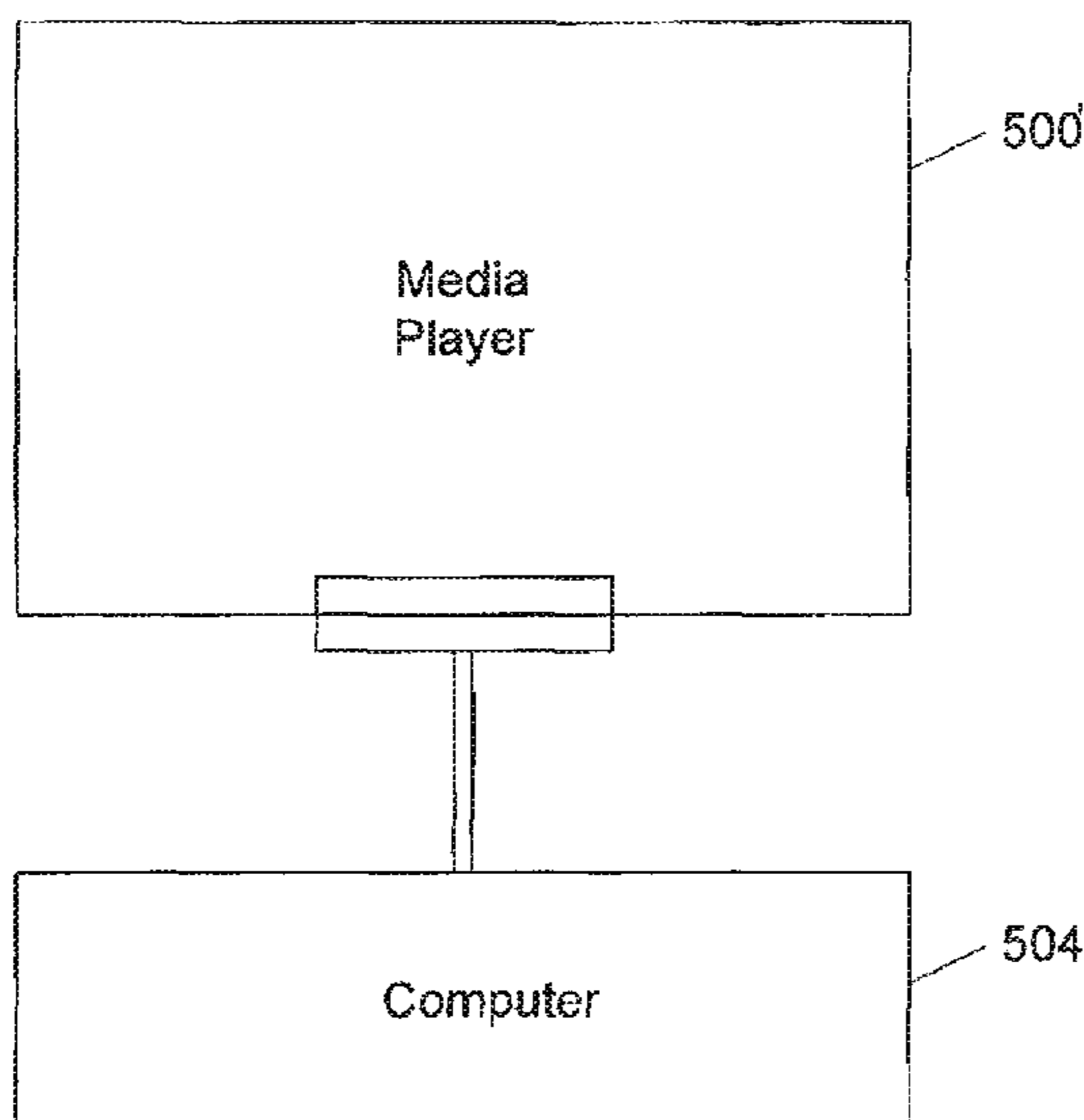
Primary Examiner — Brian T Misiura

(74) *Attorney, Agent, or Firm* — Kilpatrick Townsend &
Stockton LLP

(57) **ABSTRACT**

Techniques for transferring stored data between a media
player and an accessory. In one set of embodiments, one of the
media player and the accessory can obtain a unique identifier
for a particular file stored in the other of the media player and
the accessory. The one of the media player and the accessory
can then retrieve data from the stored file using the unique
identifier. In certain embodiments, accessories and media
players can retrieve and store data utilizing an arbitrary for-
mat. This data can be opaque to any protocol used by the
media player or accessory and can require no parsing or
interpretation. To provide this facility, a plurality of com-
mands can allow both media players and accessories to
present a simple file system. The plurality of commands can
be utilized in a variety of environments.

24 Claims, 11 Drawing Sheets



US 8,006,019 B2

U.S. PATENT DOCUMENTS							
5,051,606	A	9/1991	Ikehara	6,418,421	B1	7/2002	Hurtado et al.
5,055,069	A	10/1991	Townsend et al.	6,429,622	B1	8/2002	Svensson
5,080,603	A	1/1992	Mouissie	6,429,879	B1	8/2002	Sturgeon et al.
5,104,243	A	4/1992	Harding	6,431,915	B1	8/2002	Ko
5,108,313	A	4/1992	Adams	6,453,371	B1	9/2002	Hampson et al.
5,150,031	A	9/1992	James et al.	6,454,592	B2	9/2002	Takagi
5,186,646	A	2/1993	Pederson	6,461,173	B1	10/2002	Mizuno et al.
5,247,138	A	9/1993	Landmeier	6,464,542	B1	10/2002	Lee
5,277,624	A	1/1994	Champion	6,468,110	B2	10/2002	Fujino et al.
5,471,128	A	11/1995	Patino et al.	6,476,825	B1	11/2002	Croy et al.
5,525,981	A	6/1996	Abernethy	6,478,603	B1	11/2002	Wu
5,586,893	A	12/1996	Mosquera	6,483,428	B1	11/2002	Fish et al.
5,592,588	A	1/1997	Reekes et al.	6,485,328	B1	11/2002	Wu
5,618,045	A	4/1997	Kagan et al.	6,489,751	B2	12/2002	Small et al.
5,648,712	A	7/1997	Hahn	6,501,441	B1	12/2002	Ludtke et al.
5,660,558	A	8/1997	Osanai et al.	6,505,160	B1	1/2003	Levy et al.
5,675,467	A	10/1997	Nishimura et al.	6,524,119	B2	2/2003	Kato et al.
5,727,866	A	3/1998	Kraines et al.	6,526,287	B1	2/2003	Lee
5,732,361	A	3/1998	Liu	6,535,981	B1	3/2003	Shimizu
5,754,027	A	5/1998	Oglesbee et al.	6,558,201	B1	5/2003	Begley et al.
5,830,001	A	11/1998	Kinoshita	6,577,877	B1	6/2003	Charlier et al.
5,835,862	A	11/1998	Nykanen et al.	6,589,076	B1	7/2003	Davis et al.
5,845,217	A	12/1998	Lindell et al.	6,591,085	B1	7/2003	Grady
5,859,522	A	1/1999	Theobald	6,608,264	B1	8/2003	Fouladpour
5,884,323	A *	3/1999	Hawkins et al. 1/1	6,608,399	B2	8/2003	McConnell et al.
5,901,049	A	5/1999	Schmidt et al.	6,614,232	B1	9/2003	Mukai
5,964,847	A	10/1999	Booth, III et al.	6,616,473	B2	9/2003	Kamata et al.
5,975,957	A	11/1999	Noda et al.	6,629,197	B1	9/2003	Bhogal et al.
5,991,640	A	11/1999	Lilja et al.	6,642,629	B2	11/2003	DeLeeuw
6,007,372	A	12/1999	Wood	6,643,777	B1	11/2003	Chu
6,012,105	A	1/2000	Rubbmark et al.	6,651,138	B2	11/2003	Lai et al.
6,031,797	A	2/2000	Van Ryzin et al.	6,653,813	B2	11/2003	Khatri
6,053,773	A	4/2000	Wu	6,663,420	B1	12/2003	Xiao
6,078,402	A	6/2000	Fischer et al.	6,665,803	B2	12/2003	Lunsford et al.
6,078,789	A	6/2000	Bodenmann et al.	6,670,997	B1	12/2003	Northrup
6,125,455	A	9/2000	Yeo	6,674,995	B1	1/2004	Meyers et al.
6,130,518	A	10/2000	Gabehart et al.	6,687,454	B1	2/2004	Kuroiwa
6,139,373	A	10/2000	Ward et al.	6,697,944	B1	2/2004	Jones et al.
6,154,773	A	11/2000	Roberts et al.	6,708,283	B1	3/2004	Nelvin et al.
6,154,798	A	11/2000	Lin et al.	6,724,339	B2	4/2004	Conway et al.
6,161,027	A	12/2000	Poirel	6,725,061	B1	4/2004	Hutchison, IV et al.
6,169,387	B1	1/2001	Kaib	6,728,546	B1	4/2004	Peterson et al.
6,175,358	B1	1/2001	Scott-Jackson et al.	6,728,729	B1	4/2004	Jawa et al.
6,178,514	B1	1/2001	Wood	6,747,859	B2	6/2004	Walbeck et al.
6,184,652	B1	2/2001	Yang	6,754,468	B1	6/2004	Sieben et al.
6,184,655	B1	2/2001	Malackowski	6,761,635	B2	7/2004	Hoshino et al.
6,188,265	B1	2/2001	Liu et al.	6,774,939	B1	8/2004	Peng
6,203,345	B1	3/2001	Roque et al.	6,776,626	B2	8/2004	Huang et al.
6,204,637	B1	3/2001	Rengan	6,776,660	B1	8/2004	Kubota et al.
6,206,480	B1	3/2001	Thompson	6,776,665	B2	8/2004	Huang
6,211,581	B1	4/2001	Farrant	6,799,226	B1	9/2004	Robbin et al.
6,211,649	B1	4/2001	Matsuda	6,801,964	B1	10/2004	Mahdavi
6,224,420	B1	5/2001	Nishio et al.	6,813,528	B1	11/2004	Yang
6,230,205	B1	5/2001	Garrity et al.	6,816,376	B2	11/2004	Bright et al.
6,234,827	B1	5/2001	Nishio et al.	6,830,160	B2	12/2004	Risolia
6,236,395	B1	5/2001	Sezan et al.	6,859,538	B1	2/2005	Voltz
6,252,380	B1	6/2001	Koenck	6,859,854	B2	2/2005	Kwong
6,261,109	B1	7/2001	Liu et al.	6,879,843	B1	4/2005	Kim
6,262,723	B1	7/2001	Matsuawa et al.	6,928,295	B2	8/2005	Olson et al.
6,267,623	B1	7/2001	Hisamatsu	6,931,266	B2	8/2005	Miyoshi et al.
6,268,845	B1	7/2001	Pariza et al.	6,931,456	B2	8/2005	Payne et al.
6,271,605	B1	8/2001	Carkner et al.	6,939,177	B2	9/2005	Kato et al.
6,272,328	B1	8/2001	Nguyen et al.	6,944,704	B2	9/2005	Brelin
6,280,251	B1	8/2001	Nishio et al.	6,991,483	B1	1/2006	Milan et al.
6,283,789	B1	9/2001	Tsai	7,004,787	B2	2/2006	Milan
6,304,764	B1	10/2001	Pan	7,006,793	B2	2/2006	Himmel et al.
6,314,479	B1	11/2001	Frederick et al.	7,013,164	B2	3/2006	Lin
6,316,916	B2	11/2001	Bohne	7,040,919	B2	5/2006	Yao
6,319,061	B1	11/2001	Chen et al.	7,050,783	B2	5/2006	Curtiss et al.
6,322,396	B1	11/2001	Kuan	7,054,888	B2	5/2006	LaChapelle et al.
6,344,727	B1	2/2002	Desai et al.	7,062,261	B2	6/2006	Goldstein et al.
6,353,894	B1	3/2002	Pione	7,108,560	B1	9/2006	Chou et al.
6,354,713	B1	3/2002	Leifer et al.	7,120,462	B2	10/2006	Kumar
6,358,089	B1	3/2002	Kuroda et al.	7,127,678	B2	10/2006	Bhesania et al.
6,372,974	B1	4/2002	Gross et al.	7,127,879	B2	10/2006	Zhu et al.
6,377,825	B1	4/2002	Kennedy et al.	7,149,543	B2	12/2006	Kumar
6,385,596	B1	5/2002	Wiser et al.	7,155,545	B1	12/2006	Wang
6,394,905	B1	5/2002	Takeda et al.	7,167,112	B2	1/2007	Andersen et al.
				7,167,935	B2	1/2007	Hellberg

US 8,006,019 B2

7,187,947	B1	3/2007	White et al.	2003/0185395	A1	10/2003	Lee et al.
7,187,948	B2	3/2007	Alden	2003/0198015	A1	10/2003	Vogt
7,215,042	B2	5/2007	Yan	2003/0212895	A1	11/2003	Kisliakiv
7,281,214	B2	10/2007	Fadell	2003/0215102	A1	11/2003	Marlowe
7,293,122	B1	11/2007	Schubert et al.	2003/0220988	A1	11/2003	Hymel
7,293,227	B2	11/2007	Plastina et al.	2003/0236075	A1	12/2003	Johnson et al.
7,299,304	B2	11/2007	Saint-Hilaire et al.	2003/0237043	A1	12/2003	Novak et al.
7,303,282	B2	12/2007	Dwyer et al.	2004/0003300	A1	1/2004	Malueg et al.
7,304,685	B2	12/2007	Park et al.	2004/0019497	A1	1/2004	Volk et al.
7,305,254	B2	12/2007	Findikli	2004/0039860	A1	2/2004	Mills et al.
7,305,506	B1	12/2007	Lydon et al.	2004/0048569	A1	3/2004	Kawamura
7,362,963	B2	4/2008	Lin	2004/0090998	A1	5/2004	Chen
7,363,129	B1	4/2008	Barnicle et al.	2004/0103223	A1	5/2004	Gabehart et al.
7,391,963	B2	6/2008	Chen et al.	2004/0116005	A1	6/2004	Choi
7,415,563	B1	8/2008	Holden et al.	2004/0151327	A1	8/2004	Marlow
7,441,058	B1	10/2008	Bolton et al.	2004/0162029	A1	8/2004	Grady
7,441,062	B2	10/2008	Novotney et al.	2004/0164708	A1	8/2004	Veselic et al.
7,444,388	B1	10/2008	Svendsen	2004/0186935	A1	9/2004	Bel et al.
7,450,961	B1	11/2008	Heubel et al.	2004/0194154	A1	9/2004	Meadors et al.
7,454,019	B2	11/2008	Williams	2004/0198436	A1	10/2004	Alden
7,493,645	B1	2/2009	Tranchina	2004/0224638	A1	11/2004	Fadell et al.
7,526,588	B1	4/2009	Schubert et al.	2004/0235339	A1	11/2004	Sato et al.
7,529,870	B1	5/2009	Schubert et al.	2004/0249994	A1	12/2004	Shapiro et al.
7,529,871	B1	5/2009	Schubert et al.	2004/0252966	A1	12/2004	Holloway et al.
7,529,872	B1	5/2009	Schubert et al.	2004/0267812	A1	12/2004	Harris et al.
7,558,894	B1	7/2009	Lydon et al.	2004/0267825	A1	12/2004	Novak et al.
7,587,540	B2	9/2009	Novotney et al.	2004/0268397	A1	12/2004	Dunbar et al.
7,590,783	B2	9/2009	Lydon et al.	2005/0001589	A1	1/2005	Edington
7,610,350	B2	10/2009	Abdulrahiman et al.	2005/0014119	A1	1/2005	Rudakov
7,634,605	B2	12/2009	Laefer et al.	2005/0014531	A1	1/2005	Findikli
7,660,929	B2	2/2010	Novotney et al.	2005/0014536	A1	1/2005	Grady
7,670,263	B2	3/2010	Ellis et al.	2005/0015355	A1	1/2005	Heller et al.
7,673,020	B2	3/2010	Rosenbloom et al.	2005/0018768	A1	1/2005	Mabey et al.
7,673,083	B2	3/2010	Laefer et al.	2005/0022212	A1	1/2005	Bowen
7,757,026	B2	7/2010	Novotney et al.	2005/0047071	A1	3/2005	Tse Chun Hin
7,779,185	B2	8/2010	Schubert et al.	2005/0135790	A1	6/2005	Hutten
7,791,319	B2	9/2010	Veselic et al.	2005/0138433	A1	6/2005	Linetsky
7,797,471	B2	9/2010	Laefer et al.	2005/0149213	A1	7/2005	Guzak et al.
7,853,746	B2	12/2010	Novotney et al.	2005/0181756	A1	8/2005	Lin
7,877,532	B2	1/2011	Schubert et al.	2005/0198189	A1	9/2005	Robinson et al.
2001/0003205	A1	6/2001	Gilbert	2005/0207726	A1	9/2005	Chen
2001/0005641	A1	6/2001	Matsumoto et al.	2005/0227612	A1	10/2005	Helstrom et al.
2001/0006884	A1	7/2001	Matsumoto	2005/0239333	A1	10/2005	Watanabe et al.
2002/0002035	A1	1/2002	Sim et al.	2005/0240705	A1	10/2005	Novotney et al.
2002/0010759	A1	1/2002	Hitson et al.	2005/0246375	A1	11/2005	Manders et al.
2002/0015362	A1	2/2002	Cowgill et al.	2005/0251565	A1*	11/2005	Weel 709/219
2002/0029303	A1	3/2002	Nguyen	2005/0281185	A1	12/2005	Kawasaki
2002/0065074	A1	5/2002	Cohn et al.	2006/0015826	A1	1/2006	Shiozawa et al.
2002/0068610	A1	6/2002	Anvekar et al.	2006/0031545	A1	2/2006	Manders et al.
2002/0072390	A1	6/2002	Uchiyama	2006/0056796	A1	3/2006	Nishizawa et al.
2002/0103008	A1	8/2002	Rahn et al.	2006/0088228	A1	4/2006	Marriott et al.
2002/0105861	A1	8/2002	Leapman	2006/0116009	A1	6/2006	Langberg et al.
2002/0108108	A1	8/2002	Akaiwa et al.	2006/0143680	A1	6/2006	Adachi
2002/0115480	A1	8/2002	Huang	2006/0156415	A1	7/2006	Rubinstein et al.
2002/0116533	A1	8/2002	Holliman et al.	2006/0161621	A1	7/2006	Rosenberg
2002/0120850	A1	8/2002	Walker et al.	2006/0163358	A1	7/2006	Biderman
2002/0132651	A1	9/2002	Jinnouchi	2006/0168298	A1	7/2006	Aoki et al.
2002/0151327	A1	10/2002	Levitt	2006/0184456	A1	8/2006	de Janasz
2002/0152874	A1	10/2002	Vilcauskas et al.	2006/0188237	A1	8/2006	Watanabe et al.
2002/0156546	A1	10/2002	Ramaswamy	2006/0224620	A1	10/2006	Silverman et al.
2002/0156949	A1	10/2002	Kubo et al.	2006/0236245	A1	10/2006	Agarwal et al.
2002/0173273	A1	11/2002	Spurgat et al.	2006/0247851	A1	11/2006	Morris
2002/0174269	A1	11/2002	Spurgat et al.	2006/0258289	A1	11/2006	Dua
2002/0194621	A1	12/2002	Tran et al.	2006/0294209	A1	12/2006	Rosenbloom et al.
2003/0004934	A1	1/2003	Qian	2007/0018947	A1	1/2007	Toro-Lira
2003/0011608	A1	1/2003	Wada	2007/0056012	A1	3/2007	Kwon et al.
2003/0028664	A1	2/2003	Tan et al.	2007/0056013	A1	3/2007	Duncan
2003/0041206	A1	2/2003	Dickie	2007/0070856	A1	3/2007	Tebele
2003/0059022	A1	3/2003	Nebiker et al.	2007/0080823	A1	4/2007	Fu et al.
2003/0067741	A1	4/2003	Alfonso et al.	2007/0083814	A1	4/2007	Wilbrink et al.
2003/0073432	A1	4/2003	Meade	2007/0086724	A1	4/2007	Grady et al.
2003/0079038	A1	4/2003	Robbin et al.	2007/0106760	A1	5/2007	Houh et al.
2003/0090988	A1	5/2003	Sun et al.	2007/0130592	A1	6/2007	Haeusel
2003/0090998	A1	5/2003	Lee et al.	2007/0173197	A1	7/2007	Hsiung
2003/0097379	A1	5/2003	Ireton	2007/0173294	A1	7/2007	Hsiung
2003/0110403	A1	6/2003	Crutchfield et al.	2007/0206827	A1	9/2007	Tupman et al.
2003/0151621	A1	8/2003	McEvilly et al.	2007/0226238	A1	9/2007	Kiilerich et al.
2003/0167318	A1	9/2003	Robbin et al.	2007/0226384	A1	9/2007	Robbin et al.
2003/0172209	A1	9/2003	Liu et al.	2007/0233294	A1	10/2007	Holden et al.

2007/0233295	A1	10/2007	Laefer et al.
2007/0234420	A1	10/2007	Novotney et al.
2007/0236482	A1	10/2007	Proctor et al.
2007/0247794	A1	10/2007	Jaffe et al.
2007/0300155	A1	12/2007	Laefer et al.
2008/0025172	A1	1/2008	Holden et al.
2008/0034325	A1	2/2008	Ording
2008/0055272	A1	3/2008	Anzures et al.
2008/0065722	A1	3/2008	Brodersen et al.
2008/0188209	A1*	8/2008	Dorogusker et al. 455/414.2
2009/0013096	A1	1/2009	Novotney et al.
2009/0013110	A1	1/2009	Novotney et al.
2009/0013253	A1	1/2009	Laefer et al.
2009/0125134	A1	5/2009	Bolton et al.
2009/0132076	A1	5/2009	Holden et al.
2009/0198361	A1	8/2009	Schubert et al.
2009/0204244	A1	8/2009	Schubert et al.
2009/0204738	A1	8/2009	Schubert et al.
2009/0210079	A1	8/2009	Schubert et al.
2009/0249101	A1	10/2009	Lydon et al.
2009/0292835	A1	11/2009	Novotney et al.
2009/0299506	A1	12/2009	Lydon et al.
2010/0049350	A1	2/2010	Laefer et al.
2010/0106879	A1	4/2010	Laefer et al.

FOREIGN PATENT DOCUMENTS

EP	1150472	A2	10/2001
EP	1367734	A1	12/2003
EP	1498899	A1	1/2005
EP	1594319	A1	11/2005
EP	1672613	A2	6/2006
GB	2405718	A	3/2005
JP	07-176351	A	7/1995
JP	10-321302	A	4/1998
JP	10-334993	A	12/1998
JP	11-288420	A	10/1999
JP	2000-214953	A	8/2000
JP	2000-223215	A	8/2000
JP	2000-223216	A	8/2000
JP	2000-223218	A	8/2000
JP	2001-035603	A	2/2001
JP	2001-069165	A	3/2001
JP	2001-196133	A	7/2001
JP	2001-230021	A	8/2001
JP	2001-332350	A	11/2001
JP	2002-025720	A	1/2002
JP	2002-203641	A	7/2002
JP	2002-245719	A	8/2002
JP	2002-252566	A	9/2002
JP	3090747	U	10/2002
JP	2002-342659	A	11/2002
JP	2002-374447	A	12/2002
JP	2003-017165	A	1/2003
JP	2003-032351	A	1/2003
JP	2003-274386	A	9/2003
JP	2008071419	A	3/2007
JP	2008053955	A	3/2008
JP	2009303001	A	12/2009
TW	530267		5/2003
WO	WO 99/26330		5/1999
WO	WO 03/056776	A1	9/1999
WO	WO 00/39907		7/2000
WO	WO 00/60450	A1	10/2000
WO	WO 02/49314		6/2002
WO	WO 03/036541	A1	5/2003
WO	WO 03/036957	A1	5/2003
WO	WO 99/48089	A2	7/2003
WO	WO 03/073688		9/2003
WO	WO 2004/084413	A2	9/2004
WO	WO 2004/112311	A1	12/2004
WO	WO 2005/119463	A2	12/2005
WO	WO 2006/073702	A1	7/2006
WO	WO 2006/080957	A2	8/2006

OTHER PUBLICATIONS

Anonymous, "Future of Digital Music in Windows," Microsoft Windows Hardware Developer Central Archive, Dec. 4, 2001[Online],

[retrieved on Jan. 15, 2008]. <URL:http://www.microsoft.com/whdc/archive/digitaudio.msp> 3 pages.

Anonymous, "Introduction to Digital Audio," Microsoft Windows Hardware Developer Central Archive, Dec. 4, 2001 [Online], [retrieved on Jan. 15, 2008]. <URL:http://www.microsoft.com/whdc/archive/digitaudio.msp> 2 pages.

Anonymous, "Windows and Red Book Audio," Microsoft Windows Hardware Developer Central Archive, Dec. 4, 2001 [Online], [retrieved Jan. 15, 2008]. <URL:http://www.microsoft.com/whdc/archive/Dmfuture.msp> 2 pages.

"A Serial Bus on Speed Diagram: Getting Connected with FireWire," downloaded Oct. 16, 2001, PC Magazine: PC Tech (A Serial Bus on Speed) wysiwyg://51http://www.zdnet.com/pctech/content/18/10/tu1810.007.html p. 7.

Belkin iPod Voice Recorder, Product Specification Sheet, printed Jun. 16, 2004.

Bindra, "Standard Turns Monitor into I/O Hub," Electronic Engineering Times, vol. 918, Sep. 6, 1996, p. 14.

Brentrup, "Introduction to Public Key Cryptography Demystified," Campus Technology, printed from http://www.campus-technology.com/article.asp?id=7626 on Oct. 6, 2004.

Brown, "Making USB Work," downloaded Oct. 16, 2001, PC Magazine: PC Tech wysiwyg://155/http://www.zdnet.com/pcmag/pctech/content/18/04/tu1804.001.html.

"Cables to Go," download Oct. 16, 2001 http://www.cablestogo.com/product.asp?cat%5Fid=601&sku=27028.

Crawford et al., "Sample rate conversion and bit rate reduction in the studio," IEEE Colloquium on Digital Audio Signal Processing, May 22, 1991, pp. 8/1-8/3.

Derman, "Monitors Make Net Connections," Electronic Engineering Times, vol. 933, 1996, pp. 60 and 69.

"ExpressBus™ F5U0I0," User Guide Packing Checklist, Belkin Components Product Warranty.

"FireWire", downloaded Oct. 16, 2001; si_wyg://42/http://developer.apple.com/hardware/Fire_Wire.

"Fire Wire Connector," downloaded Oct. 16, 2001, wysiwyg://76/http://developer.apple.com/...es/Macintosh_CPU-G3/ibook/ibook-27.html.

Fried, "FireWire poised to become ubiquitous," downloaded Oct. 16, 2001, CNET News.com, 1394 Trade Association: Press, wysiwyg://132/http://_113_94ta.org/Press/200_1_Press/august/8.27.b.html.

Fried, "New Fire Wire to blaze faster trail," downloaded Oct. 16, 2001, CNET News.com, http://news.cnet.com/news/0-I006-200-6021210.html.

"How to Connect Your Computer PC Hardware", downloaded Oct. 16, 2001, http://www.scar.utoronto.ca/~ccweb/faculty/connect-howto.html.

"IEEE 1394/USB Comparison," downloaded Oct. 16, 2001, www.genitech.com.au/LIBRARY/TechSupport/infbits/firewirevsusb.html.

"Introduction to Public Key Cryptography," Oct. 9, 1998, printed from http://developer.netscape.com/docs/manuals/security/pkin/contents.html on Oct. 6, 2004.

iPod Classic User's Guide, acquired from apple.com, 2002; 44 pages.

iPod nano Features Guide, acquired from apple.com, 2008; 72 pages.

iPod touch User's Guide, acquired from apple.com, 2008, 120 pages.

"iPodDock/iPod Cradle," www.bookendzdocks.com/bookendz/dock_cradle.html, downloaded Feb. 27, 2003.

Lambert, "Digital Audio Interfaces," Journal of the Audio Engineering Society, Audio Engineering Society, New York, NY, vol. 38, No. 9, (Sep. 1, 1990), pp. 681-684, 686, 688, 690, 692 and 696, XP000175146 ISSN: 1549-4950 figures 9, 10.

Lewis, "On Technology" Fortune Magazine, Dec. 9, 2002, p. 240.

MAXTech Technology Ltd., CES 2000/Las Vegas, Jan. 6-9, 2000, [on line], [retrieved on Sep. 26, 2008]. Retrieved from the Internet <URL: http://web.archive.org/web/20000930170634/www.maxtech.com.hk/t-details.htm>. 2 pages.

MAXTech Technology Ltd., CES 2000/Las Vegas, Jan. 6-9, 2000, [online], [retrieved on Sep. 23, 2008]. Retrieved from the Internet <URL: http://web.archive.org/web/20010223230441/www.maxtech.com.hk/g-p06.htm>. 2 pages.

- Menezes et al., "Handbook of Applied Cryptography," *Identification and Entity Authentication*, pp. 385-424.
- Microsoft, "Media Transport Protocol Implementation Details," 2005, 18 pages.
- "MPV™ Music Profile Specification Revision 1.00" Internet Citation [online] (Jan. 7, 2004) URL:<http://www.osta.org/mpv/public/specs/MPVMusic-Prof-Spec-1.00.pdf> [retrieved Jun. 20, 2006] the whole document, 70 pages.
- Networking Tech Note, "1394 Standards and Specifications," 3 pgs.
- "Neuros MP3 Digital Audio Computer," www.neuroaudio.com, downloaded Apr. 9, 2003, 6 pages.
- "PMC FW2 IEEE1394 FireWire Controller", downloaded Oct. 16, 2001, <http://www.bvmltd.co.uk/PMCFw2ds.html>.
- Severance, "FireWire Finally Comes Home," Michigan State University, Standards, Nov. 1998, pp. 117-118.
- Sinitsyn, "Synchronization Framework for Personal Mobile Servers," Pervasive Computing and Communications Workshops (PERCOMW'04), Proceedings of the Second IEEE Annual Conference, Piscataway, NJ, USA, IEEE, Mar. 14, 2004, pp. 208-212.
- Teener, "Understanding Fire Wire: The IEEE 1394 Standards and Specifications," downloaded Oct. 16, 2001, [wysiwyg:119/http:1_lwww.chipcenter.com/networking/ieee_1394/main.html](http://www.chipcenter.com/networking/ieee_1394/main.html).
- "The Authoritative Dictionary of IEEE Standards Terms, Seventh Edition," Published by Standards Information Network, IEEE Press, 2000, 3 pages.
- "Universal Serial Bus Specification—Rev 2.0," *Chapter 6: Compaq Hewlett-Packard*, Apr. 27, 2000, pp. 85, 99-100.
- "Universal Serial Bus Specification—Rev 2.0," XP002474828, *Chapter 9: USB Device Framework*, pp. 239-274.
- Vitaliano, "Why FireWire is Hot!Hot!Hot!" downloaded Oct. 16, 2001, "Impact.FireWire.SideBar" <http://www.vxm.com/21R.35.html>.
- Whittle, "Public Key Authentication Framework: Tutorial," First Principles Consulting, Jun. 2, 1996, downloaded Oct. 6, 2004, <http://www.ozemail.com.au/~firstpr/crypto/pkaftute.htm>, 8 pages.
- Chen et al., "Design and Implementation of a Hard Disk-Based Entertainment Device for Managing Media Contents on the Go," Consumer Electronics, 1005. (ISCE 2005). Proceedings of the Ninth International Symposium on, pp. 328-333, Jun. 14-16, 2005.
- LSILogic's Broadcast PC Card Brings New Multimedia Capabilities to Personal Computing. (Nov. 16). PR Newswire, 1. Retrieved Jun. 26, 2010, from Business Dateline.
- Nomad II Player Version 1.0 (CLI) (User's Manual), Creative Technology, Ltd., Jan. 2000.
- Slay et al., "iPod Forensics: Forensically Sound Examination of an Apple iPod," *System Sciences*, 2007. HICSS 2007. 40th Annual Hawaii International Conference on, pp. 1-9, Jan. 2007.

* cited by examiner

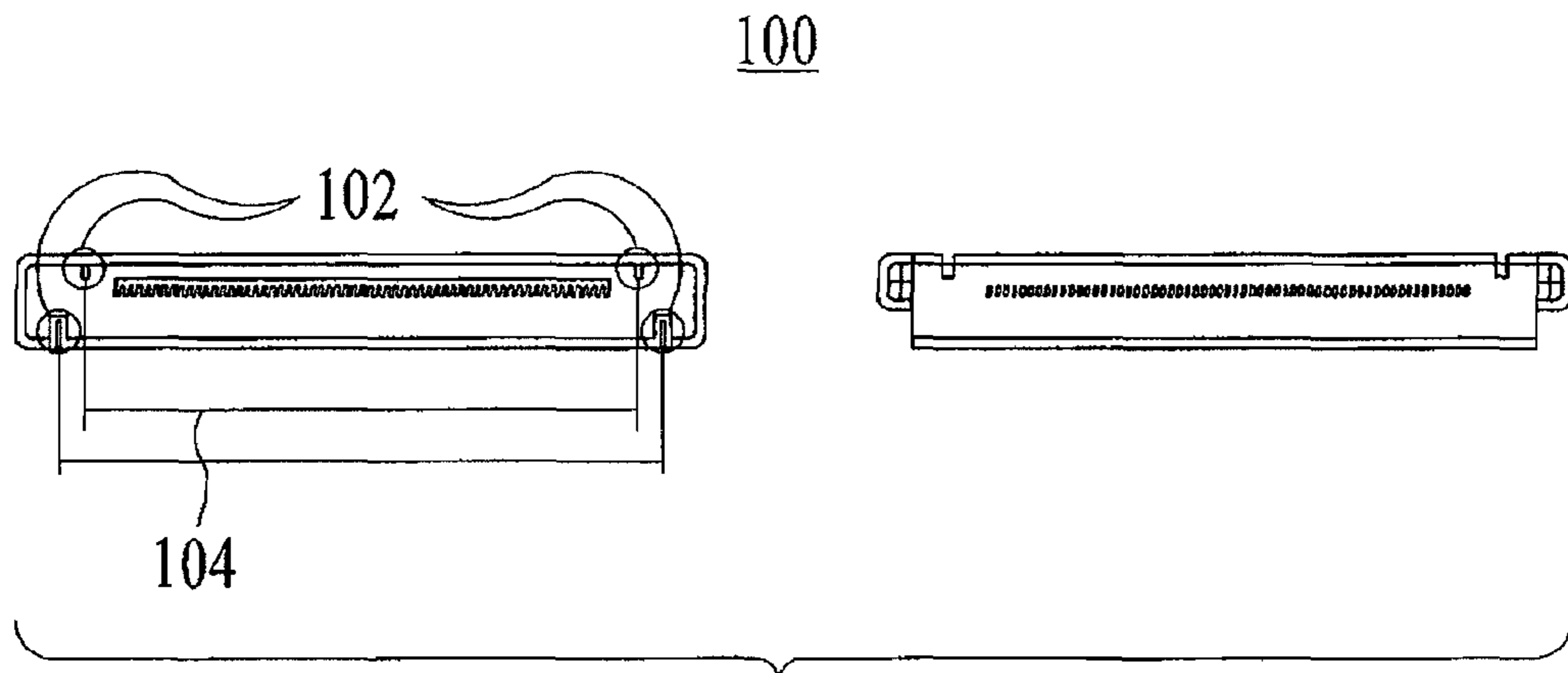
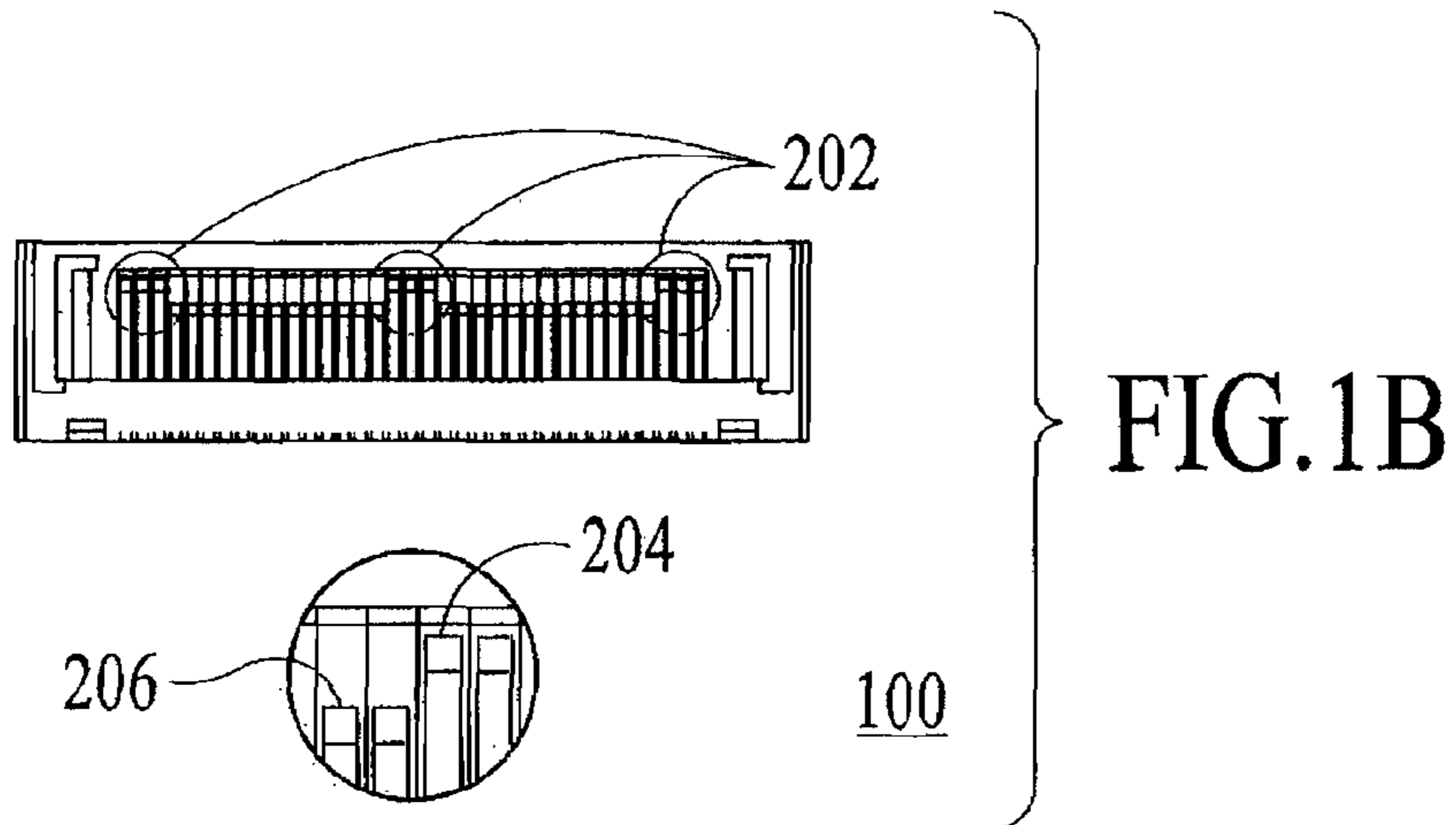


FIG. 1A



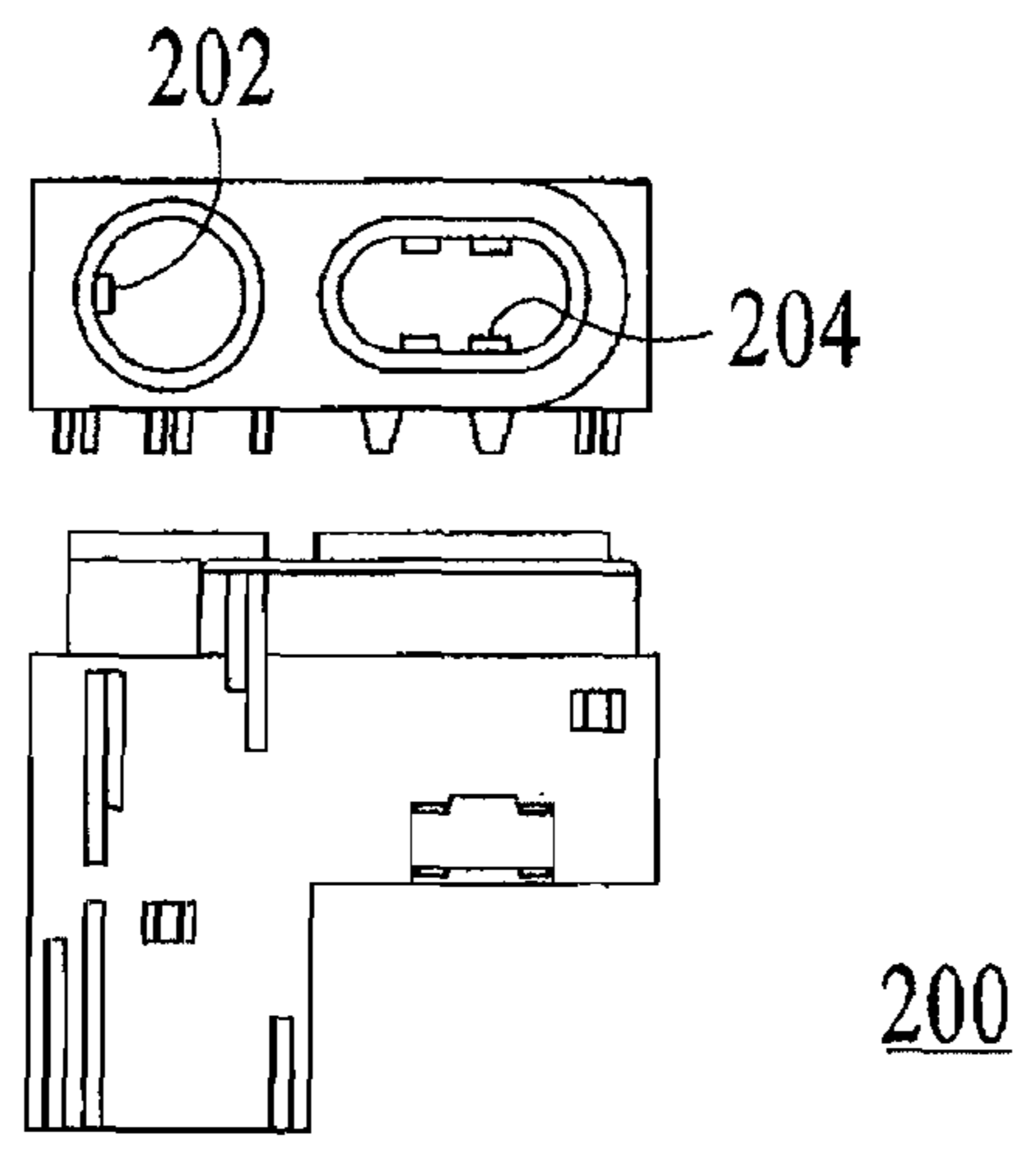


FIG. 2A

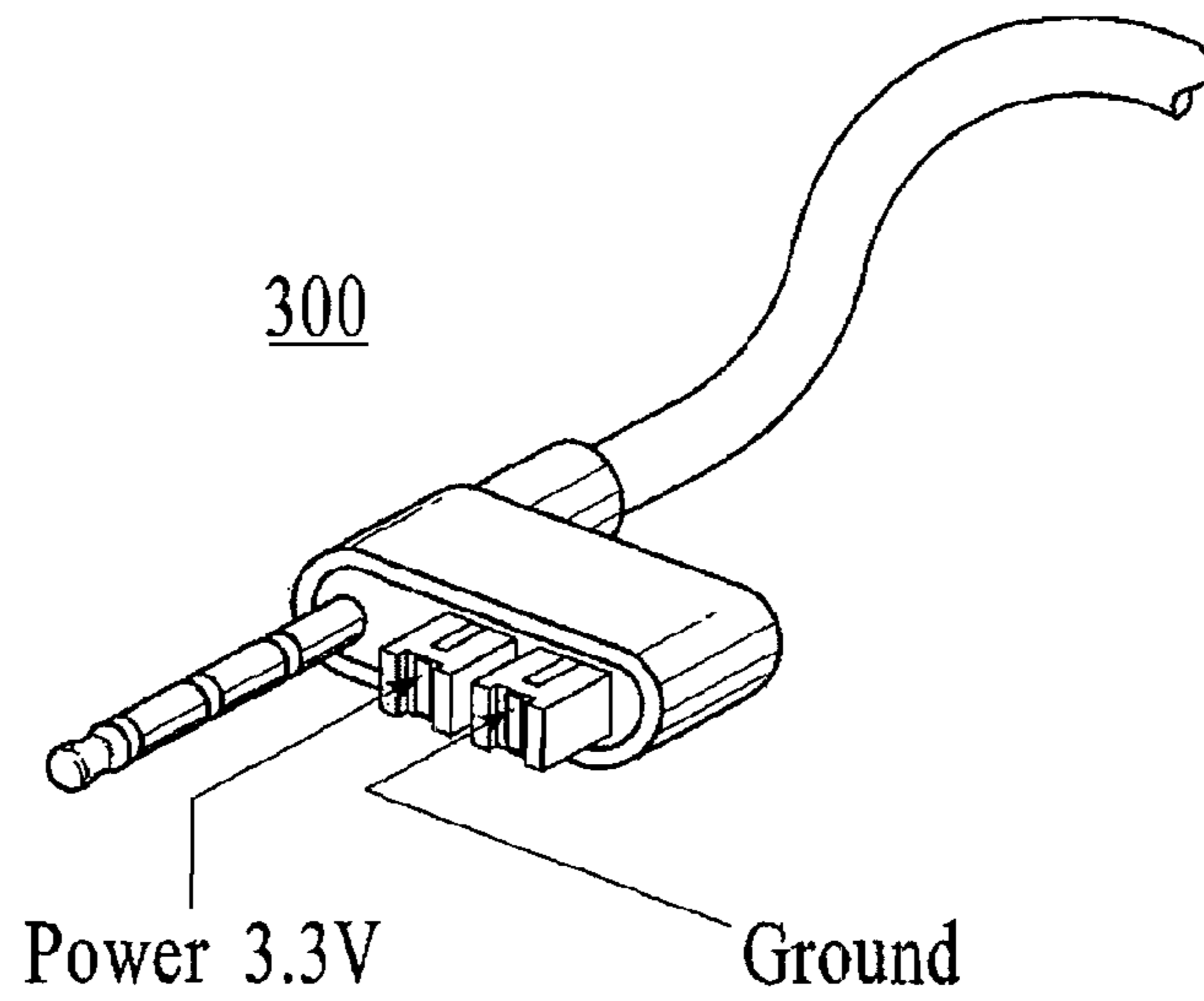


FIG. 2B

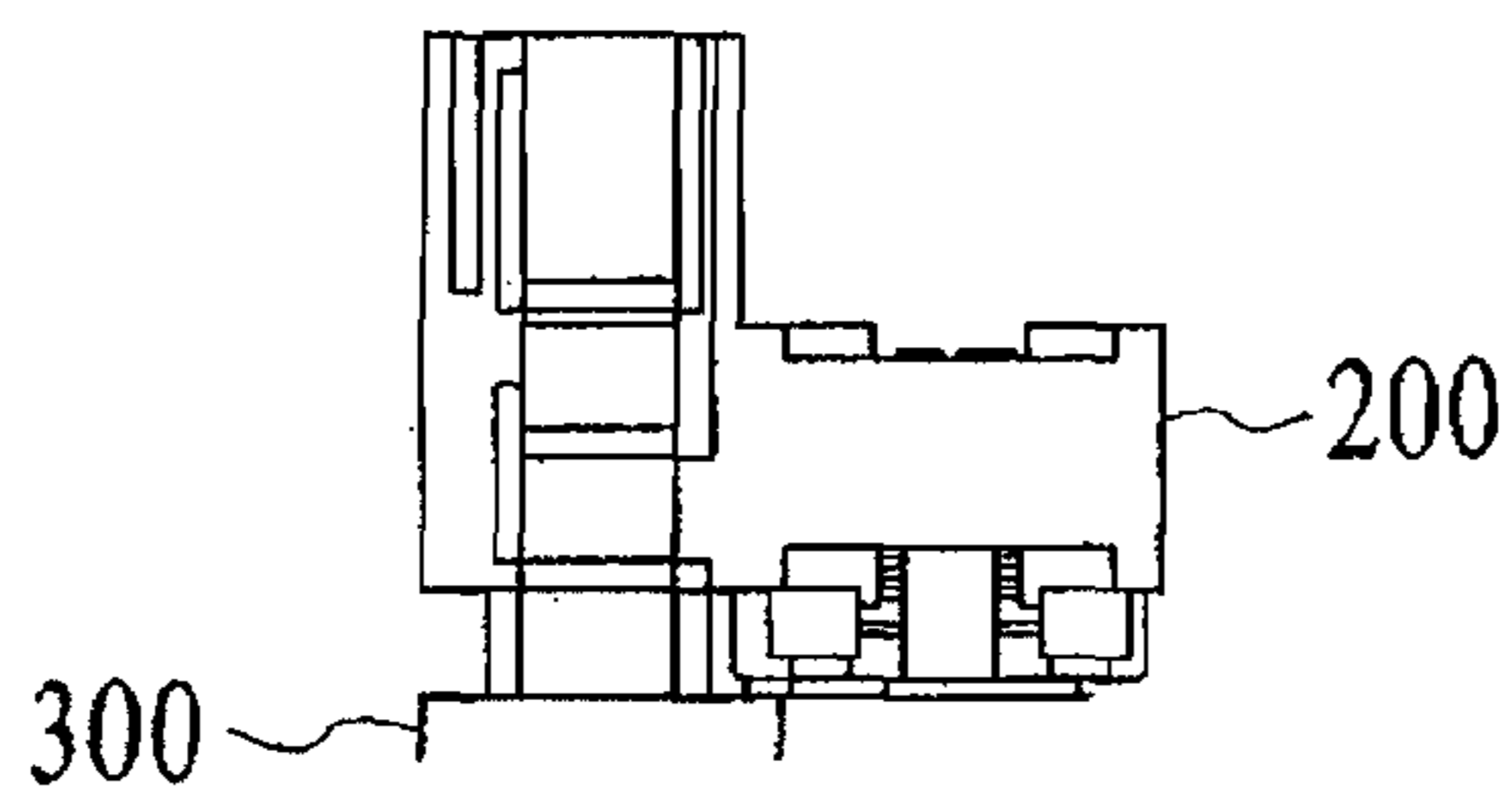


FIG. 2C

Pin	Signal name	I/O	Function
1	DGND	I	Digital ground
2	DGND	I	Digital ground
3	TPA+	I/O	Firewire signal
4	USB D+	I/O	USB signal
5	TPA-	I/O	Firewire signal
6	USB D-	I/O	USB signal
7	TPB+	I/O	Firewire signal
8	USB PWR	I	USB power in. NOT for powering; only to detect USB host
9	TPB-	I/O	Firewire signal
10	Accessory Identify	I	Pull down in dock to notify iPod of specific device
11	F/W PWR+	I	Firewire and charger input power (8V to 30V dc)
12	F/W PWR+	I	Firewire and charger input power (8V to 30V dc)
13	ACCESSORY PWR(3V3)	O	3.3V output from iPod. Current limited to 100mA.
14	Reserved		
15	DGND	GND	Digital ground in iPod
16	DGND	GND	Digital ground in iPod
17	Reserved		
18	Dock Tx	I	Serial protocol (Data to iPod)
19	Dock Rx	O	Serial protocol (Data from iPod)
20	Accessory Detect	I/O	
21	S Video Y	O	Luminance component
22	S Video C	O	Chrominance component
23	Video Composite	O	Composite signal
24	Remote Sense	I	Detect remote
25	LINE-IN L	I	Line level input to the iPod for the left channel
26	LINE-IN R	I	Line level input to the iPod for the right channel
27	LINE-OUT L	O	Line level output to the iPod for the left channel
28	LINE-OUT R	O	Line level output to the iPod for the right channel
29	Audio Return	GND	Audio return - Signal, never to be grounded inside accessory
30	DGND	GND	Digital ground iPod
31	Chassis		Chassis ground for connector shell
32	Chassis		Chassis ground for connector shell

FIG. 3A

Pin	Signal name	I/O	Function
1	Audio Out Left / Mono Mic In	I/O	30mW audio out left channel, also doubles as mono mic in
2	HP Detect	I	Internal Switch to detect plug insertion
3	Audio Return	GND	Audio return for left and right audio
4	Audio Out Right	O	30mW audio out right channel
5	Composite Video	O	Video signal
6	Accessory 3.3V	O	3.3V Accessory power 100mA max
7	Tx	O	Serial protocol (Data from iPod to Device)
8	Rx	I	Serial protocol (Data to iPod from Device)
9	D GND	GND	Digital ground for accessory

FIG. 3B

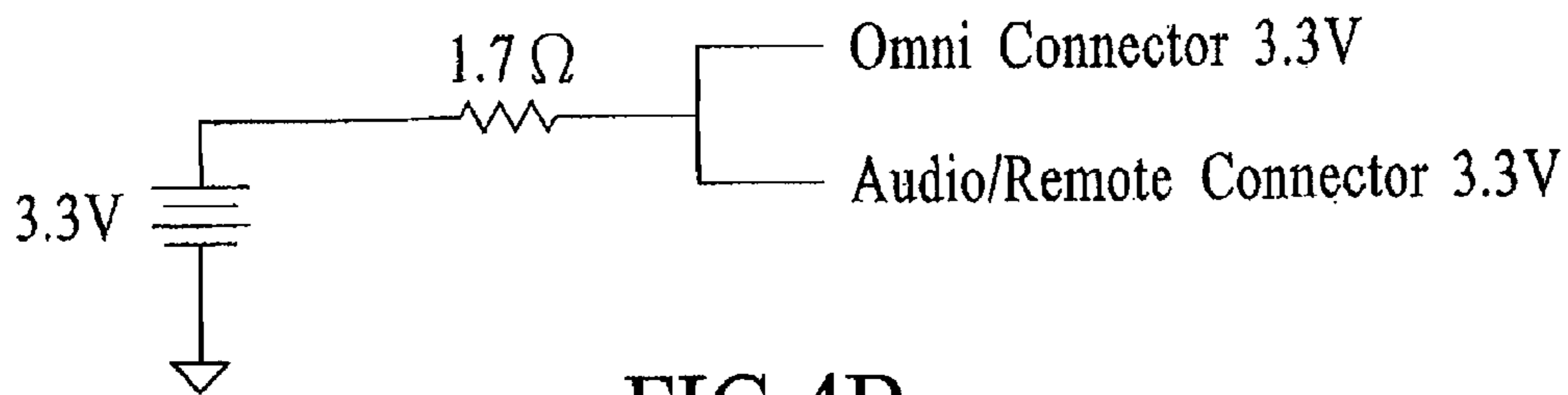


FIG. 4B

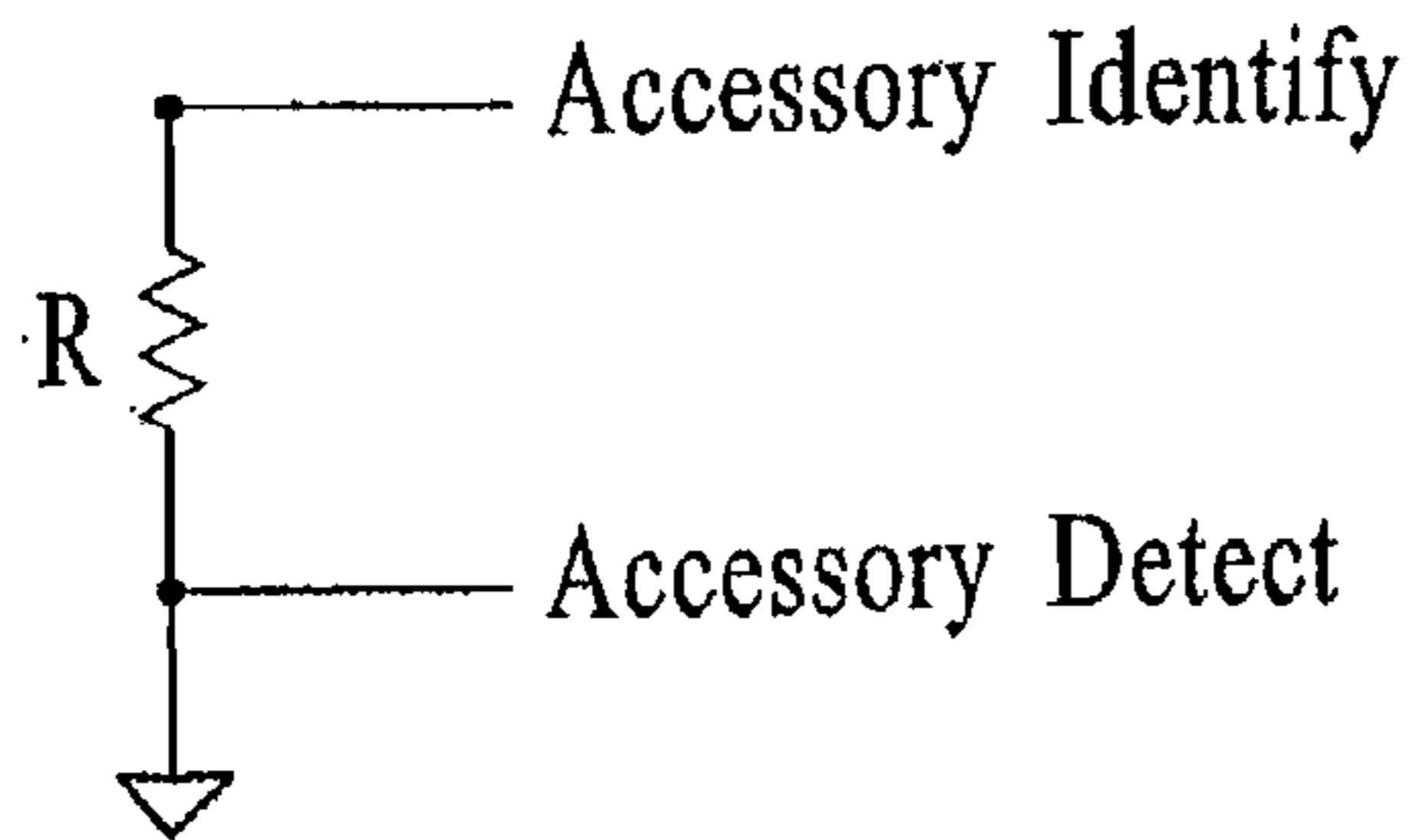


FIG. 4C

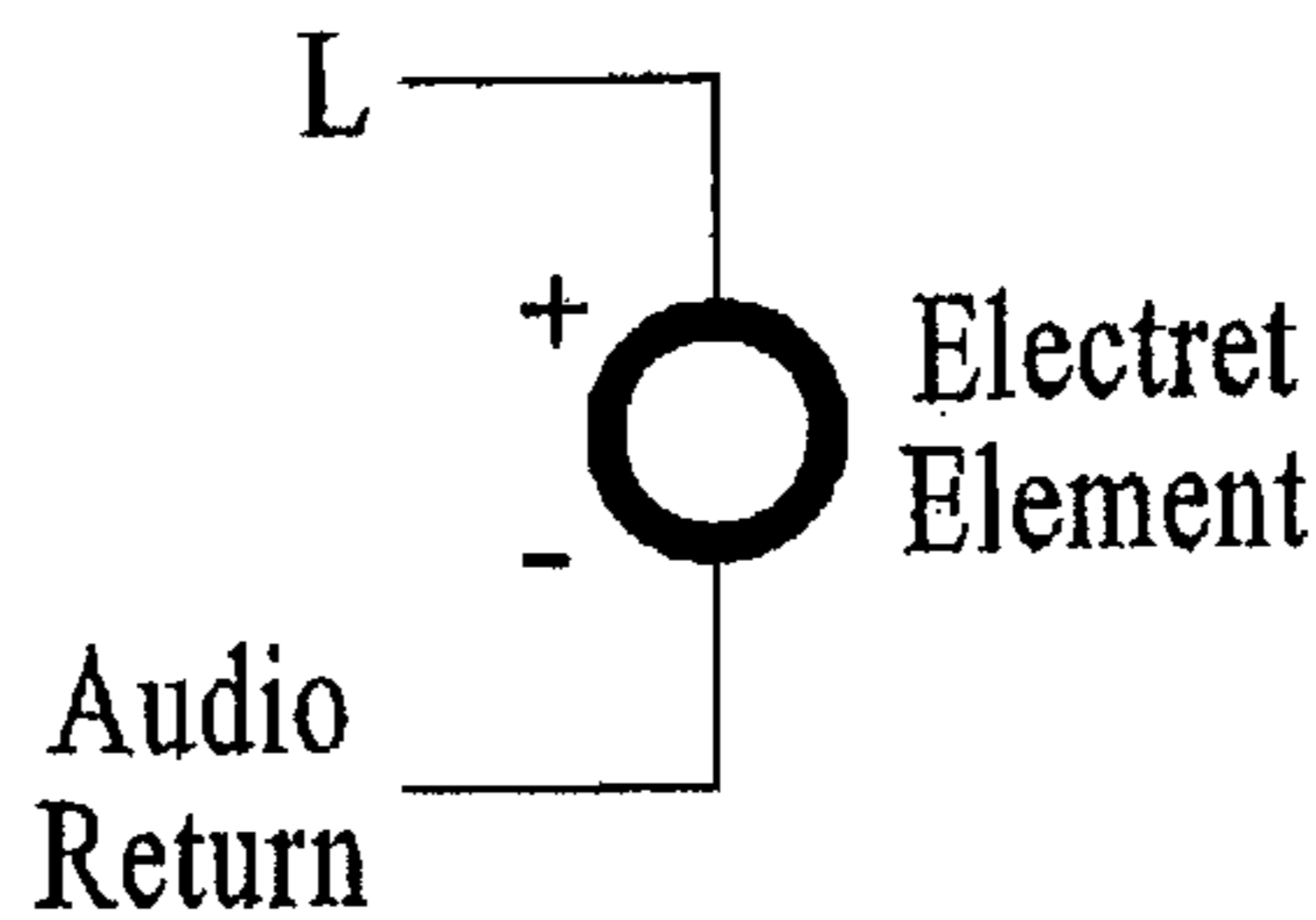


FIG. 4D

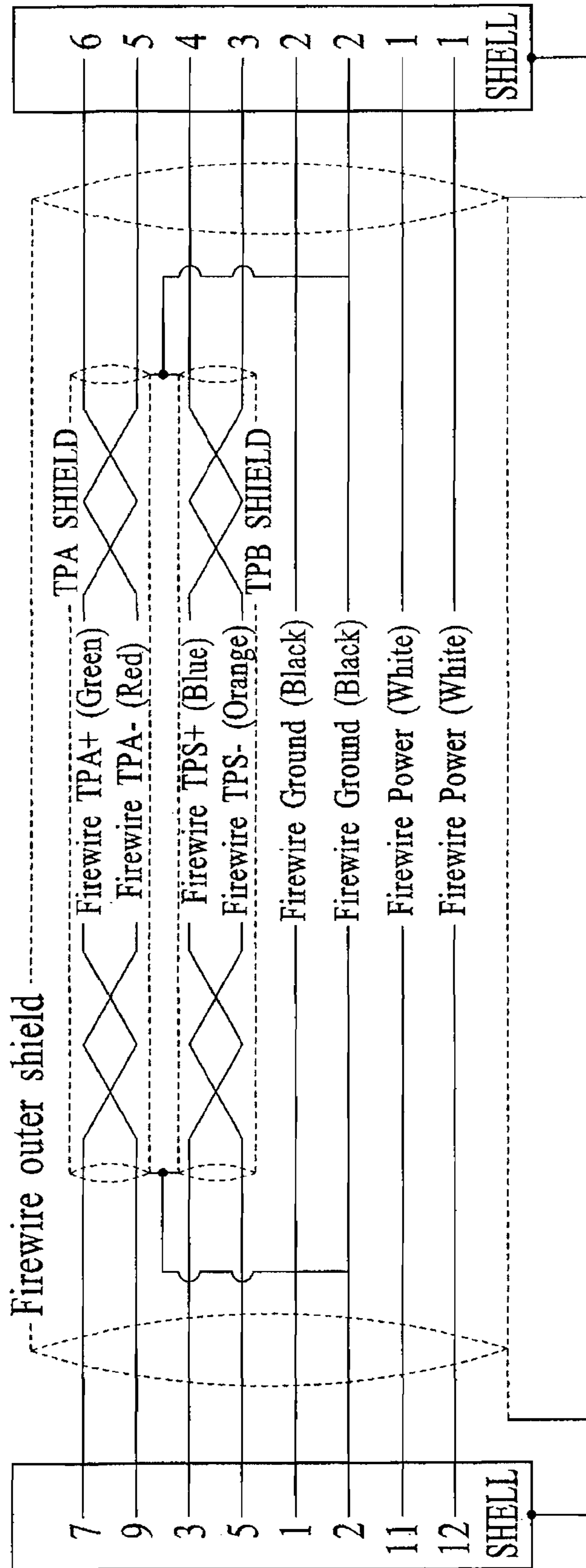


FIG.4A

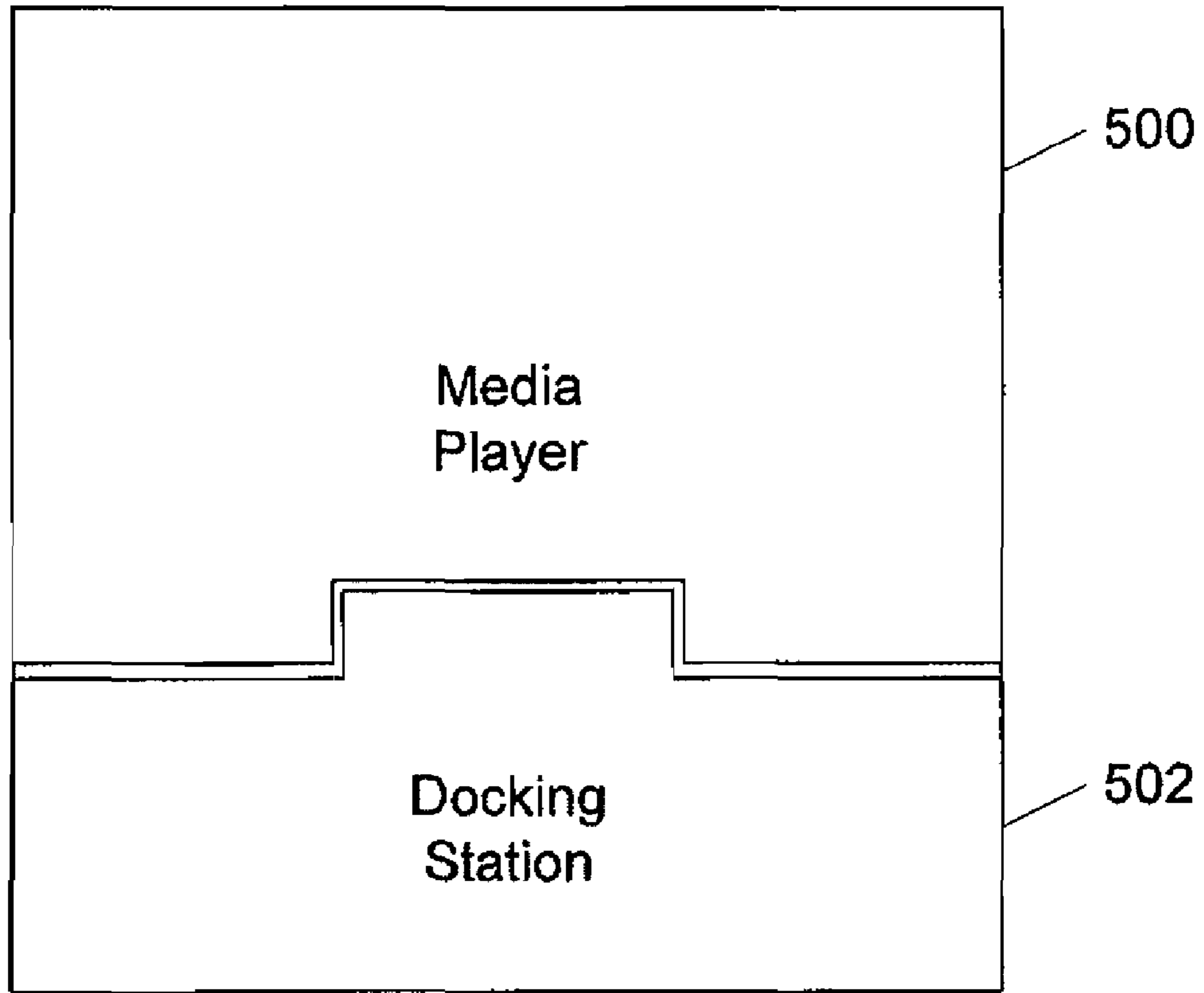


Fig. 5A

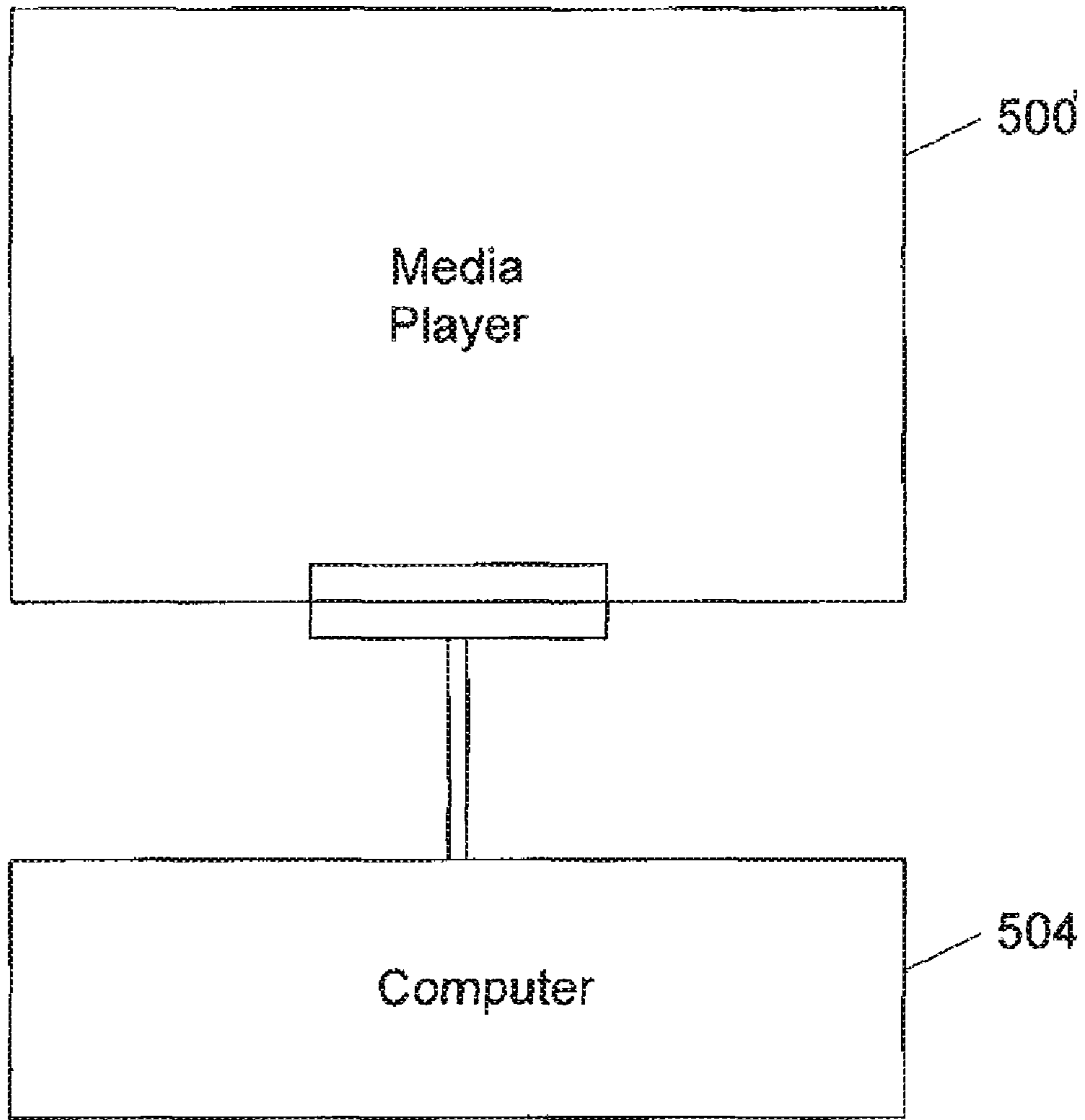


Fig. 5B

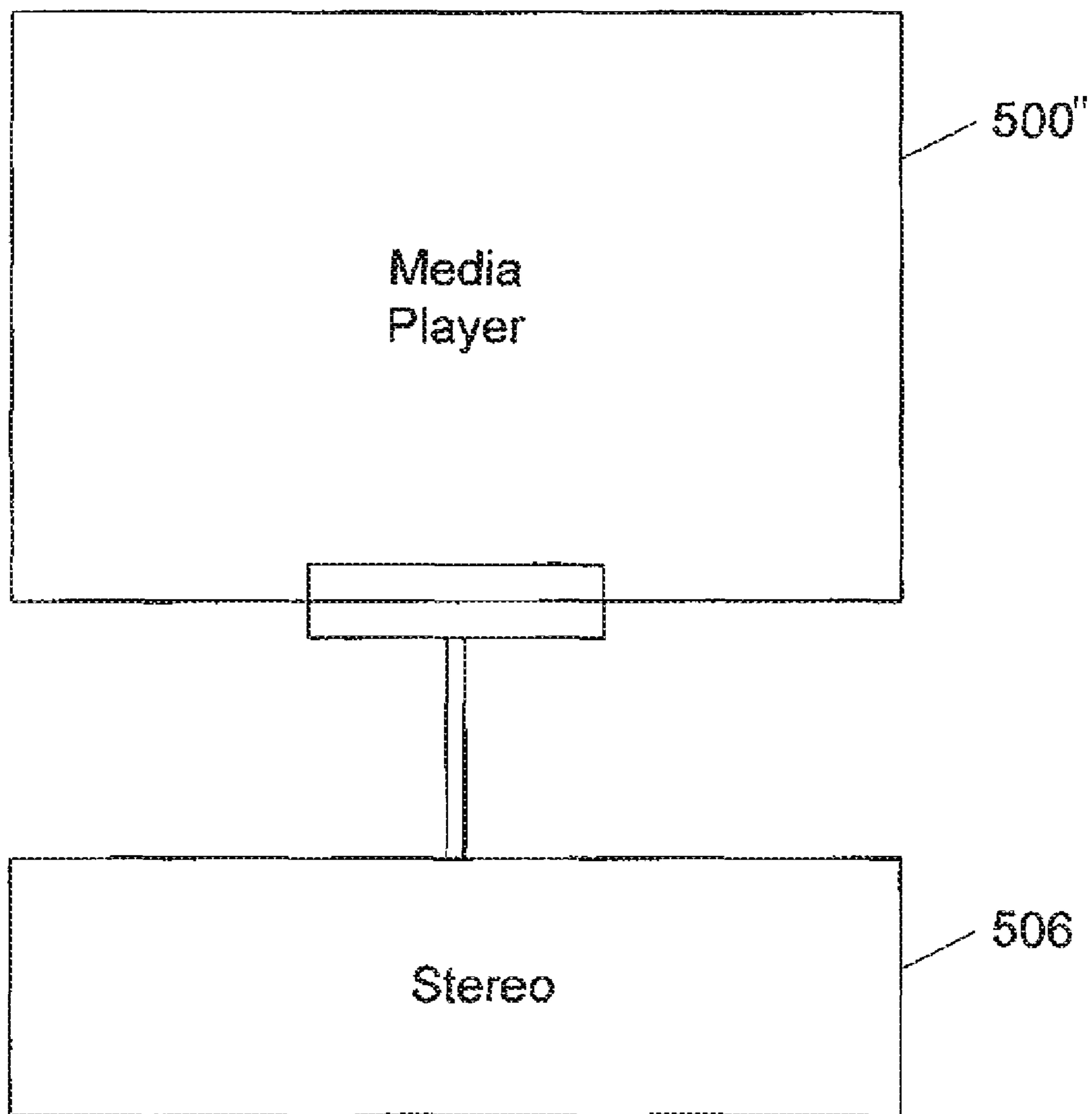


Fig. 5C

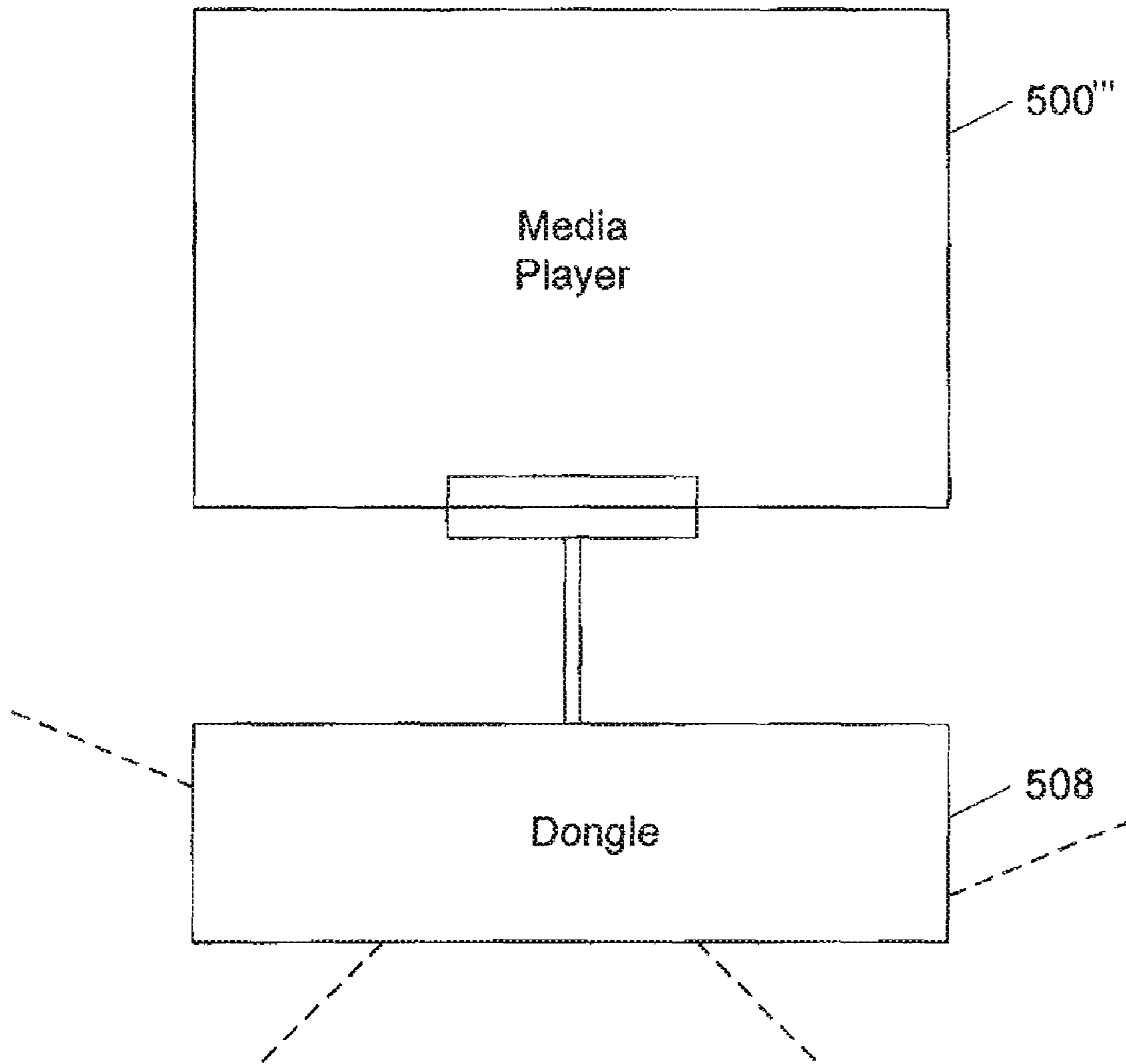


Fig. 5D

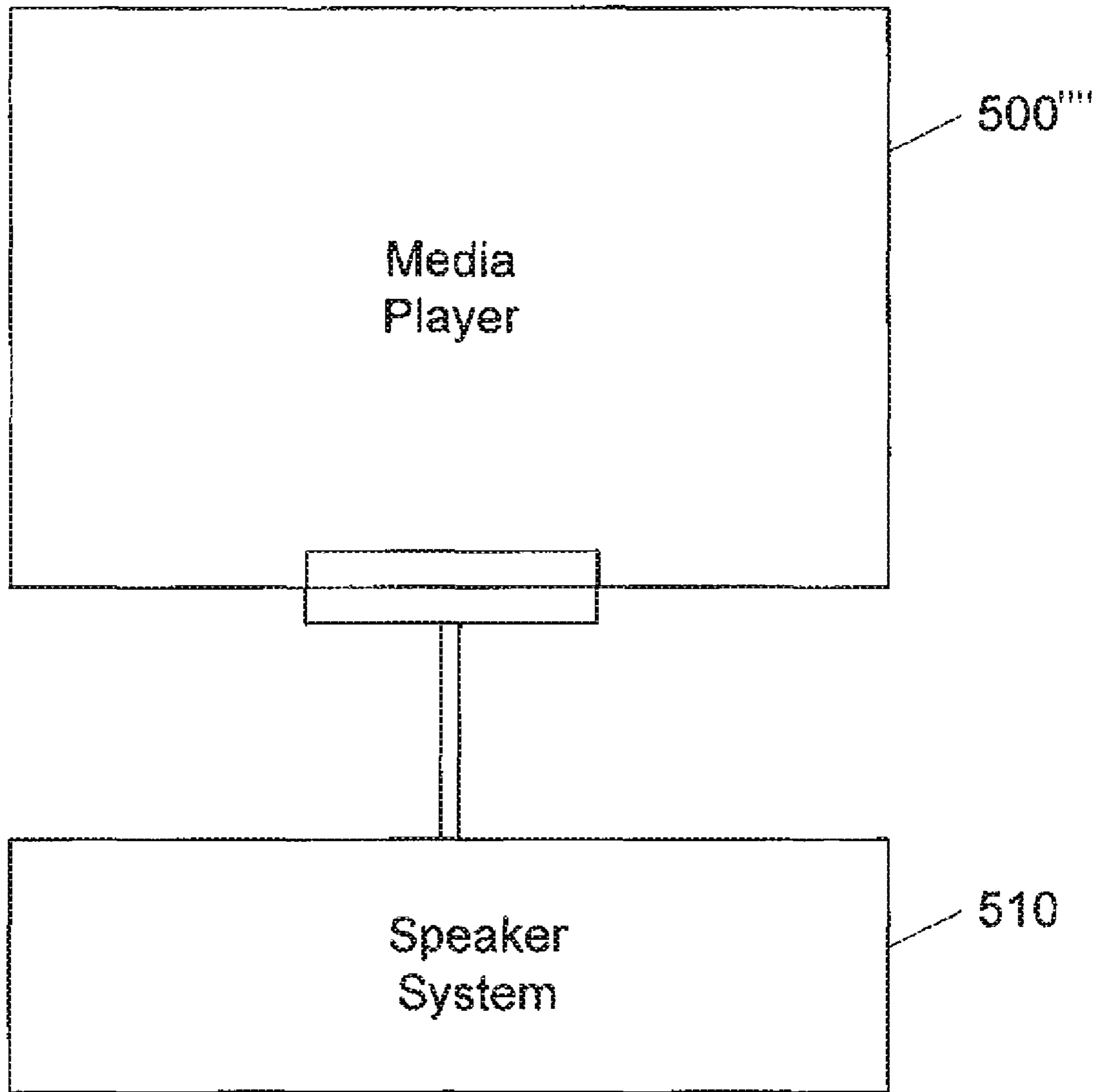


Fig. 5E

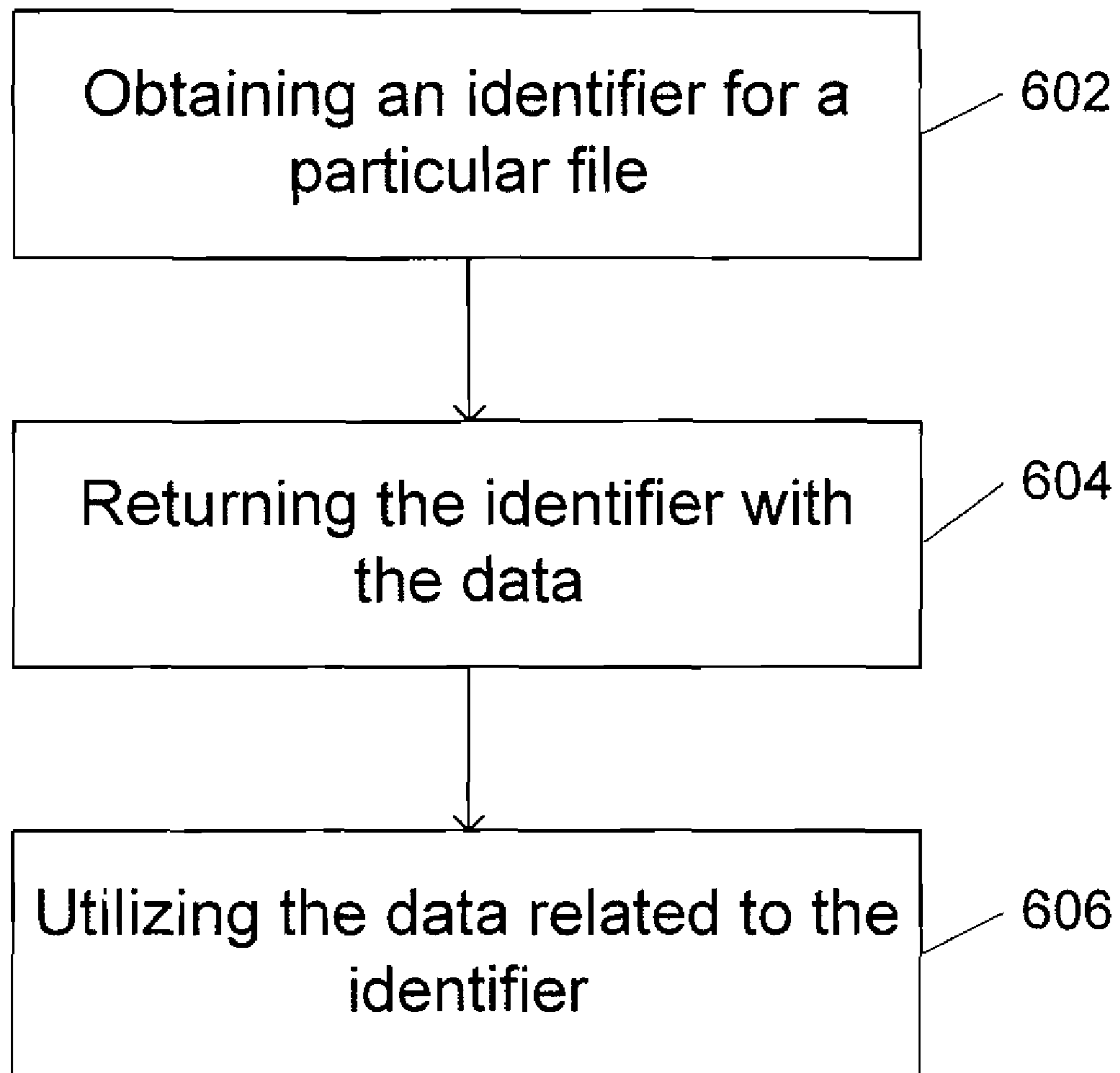


Fig. 6

1

METHOD AND SYSTEM FOR TRANSFERRING STORED DATA BETWEEN A MEDIA PLAYER AND AN ACCESSORY

CROSS-REFERENCE TO RELATED APPLICATIONS

This application is a continuation of U.S. application Ser. No. 11/439,494, filed May 22, 2006, now U.S. Pat. No. 7,634,605, issued Dec. 15, 2009, entitled "METHOD AND SYSTEM FOR TRANSFERRING STORED DATA BETWEEN A MEDIA PLAYER AND AN ACCESSORY," which is incorporated herein by reference in its entirety for all purposes.

FIELD OF THE INVENTION

The present invention relates generally to electrical devices and more particularly to electrical devices such as media players that communicate with accessory devices.

BACKGROUND OF THE INVENTION

A media player stores media assets, such as audio tracks or photos that can be played or displayed on the media player. One example of a media player is the iPod® media player, which is available from Apple Computer, Inc. of Cupertino, Calif. Often, a media player acquires its media assets from a host computer that serves to enable a user to manage media assets. As an example, the host computer can execute a media management application to manage media assets. One example of a media management application is iTunes®, version 6.0, produced by Apple Computer, Inc.

A media player typically includes one or more connectors or ports that can be used to interface to the media player. For example, the connector or port can enable the media player to couple to a host computer, be inserted into a docking system, or receive an accessory device. There are today many different types of accessory devices that can interconnect to the media player. For example, a remote control can be connected to the connector or port to allow the user to remotely control the media player. As another example, an automobile can include a connector and the media player can be inserted onto the connector such that an automobile media system can interact with the media player, thereby allowing the media content on the media player to be played within the automobile.

Currently, the connectors or ports of a media player are open for use so long as a compatible connector or port is utilized. Consequently, numerous third-parties have developed accessory devices for use with other manufacturers' media players. One difficulty is that since a media player communicates with a variety of accessories must store information retrieved from each of the accessory in the file format of the accessory. Conversely if an accessory stores information in the media player it must do so in a compatible manner.

Thus, there is a need for improved techniques to enable manufacturers of electronic devices to control the nature and extent to which accessory devices can be utilized with other electronic devices.

SUMMARY OF THE INVENTION

A method, system and connector interface for transferring stored data between a media player and an accessory is disclosed. The method and system comprises obtaining by one of the media player and the accessory a unique identifier for a

2

particular file stored in the other of the media player and the accessory; and returning the unique identifier with the stored file data to the one of the media player and the accessory. The system and method includes utilizing the stored file by the one of the media player or the accessory.

In the method, system and connector interface in accordance with the present invention, accessories and media players are able to retrieve and store data utilizing an arbitrary format. This data is opaque to any protocol used by the media player and requires no parsing or interpretation. To provide this facility, a plurality of commands allows both media players and accessories to present a simple file system. The plurality of commands could be utilized in a variety of environments.

BRIEF DESCRIPTION OF THE DRAWINGS

FIGS. 1A and 1B illustrate a docking connector in accordance with the present invention.

FIG. 2A is a front and top view of a remote connector in accordance with the present invention.

FIG. 2B illustrates a plug to be utilized in the remote connector.

FIG. 2C illustrates the plug inserted into the remote connector.

FIG. 3A illustrates the connector pin designations for the docking connector.

FIG. 3B illustrates the connection pin designations for the remote connector.

FIG. 4A illustrates a typical FireWire connector interface for the docking connector.

FIG. 4B illustrates a reference schematic diagram for an accessory power source.

FIG. 4C illustrates a reference schematic diagram for a system for detecting and identifying accessories for the docking connector.

FIG. 4D is a reference schematic of an electret microphone that may be within the remote connector.

FIG. 5A illustrates a media player coupled to different accessories

FIG. 5B illustrates the media player coupled to a computer.

FIG. 5C illustrates the media player coupled to a car or home stereo system.

FIG. 5D illustrates the media player coupled to a dongle that communicates wirelessly with other accessories.

FIG. 5E illustrates the media player coupled to a speaker system.

FIG. 6 is a flow chart which illustrates a process for allowing the transfer of data between a media player and an accessory.

DETAILED DESCRIPTION OF THE INVENTION

The present invention relates generally to electrical devices and more particularly to electrical devices such as media players that communicate with accessory devices. The following description is presented to enable one of ordinary skill in the art to make and use the invention and is provided in the context of a patent application and its requirements. Various modifications to the preferred embodiment and the generic principles and features described herein will be readily apparent to those skilled in the art. Thus, the present invention is not intended to be limited to the embodiment shown but is to be accorded the widest scope consistent with the principles and features described herein.

In a method and system in accordance with the present invention, accessories and media players are able to retrieve and store data utilizing an arbitrary format. This data is opaque to any protocol used by the media player and requires no parsing or interpretation. To provide this facility, a plurality of commands allows both media players and accessories to present a simple file system. The plurality of commands could be utilized in a variety of environments. One such environment is within a connector interface system environment such as described in detail hereinbelow.

Connector Interface System Overview

To describe the features of the connector interface system in accordance with the present invention in more detail, refer now to the following description in conjunction with the accompanying drawings.

Docking Connector

FIGS. 1A and 1B illustrate a docking connector **100** in accordance with the present invention. Referring first to FIG. 1A, the keying features **102** are of a custom length **104**. In addition, a specific key arrangement where one set of keys are separated by one length are at the bottom and another set of keys are separated by another length at the top of the connector is used. The use of this key arrangement prevents noncompliant connectors from being plugged in and causing potential damage to the device. The connector for power utilizes a Firewire specification for power. The connector includes a first make/last break contact to implement this scheme. FIG. 1B illustrates the first make/last break contact **202** and also illustrates a ground pin and a power pin related to providing an appropriate first mate/last break contact. In this example, the ground pin **204** is longer than the power pin **206**. Therefore, the ground pin **204** would contact its mating pin in the docking accessory before the power pin **206**. Therefore internal electrical damage of the electronics of the device is minimized.

In addition, a connector interface system in accordance with the present invention uses both USB and Firewire interfaces as part of the same docking connector alignment, thereby making the design more compatible with different types of interfaces, as will be discussed in detail hereinafter. In so doing, more remote accessories can interface with the media player.

Remote Connector

The connection interface system also includes a remote connector which provides for the ability to output audio, input audio, provides I/O serial protocol, and to provide an output video. FIG. 2A is a front and top view of a remote connector **200** in accordance with the present invention. As is seen, the remote connector **200** includes a top headphone receptacle **202**, as well as a second receptacle **204** for remote devices. FIG. 2B illustrates a plug **300** to be utilized in the remote connector. The plug **300** allows the features to be provided via the remote connector. FIG. 2C illustrates the plug **300** inserted into the remote connector **200**. Heretofore, all these features have not been implemented in a remote connector. Therefore, a standard headphone cable can be plugged in but also special remote control cables, microphone cables and video cables could be utilized with the remote connector.

To describe the features of the connector interface system in more detail, please find below a functional description of the docking connector, remote connector and a command set in accordance with the present invention.

Docking and Remote Connector Specifications

For an example of the connector pin designations for both the docking connector and for the remote connector for a media player such as an iPod device by Apple Computer, Inc., refer now to FIGS. 3A and 3B. FIG. 3A illustrates the con-

connector pin designations for the docking connector. FIG. 3B illustrates the connection pin designations for the remote connector.

Docking Connector Specifications

FIG. 4A illustrates a typical Firewire connector interface for the docking connector:

Firewire Power:

a) 8V-30V DC IN

b) 10 W Max

Firewire:

a) Designed to IEEE 1394 A Spec (400 Mb/s)

USB Interface

The media player provides two configurations, or modes, of USB device operation: mass storage and media player USB Interface (MPUI). The MPUI allows the media player to be controlled using a media player accessory protocol (MPAP) which will be described in detail later herein, using a USB Human Interface Device (HID) interface as a transport mechanism.

Accessory 3.3 V Power

FIG. 4B illustrates the accessory power source. The media player accessory power pin supplies voltages, for example, 3.0 V to 3.3V±5% (2.85 V to 3.465 V) over the 30-pin connector and remote connector (if present). A maximum current is shared between the 30-pin and Audio/Remote connectors.

By default, the media player supplies a particular current such as 5 mA. Proper software accessory detect is required to turn on high power (for example, up to 100 mA) during active device usage. When devices are inactive, they must consume less than a predetermined amount of power such as 5 mA current.

Accessory power is switched off for a period of, for example, approximately 2 seconds during the media player bootstrap process. This is done to ensure that accessories are in a known state and can be properly detected. All accessories are responsible for re-identifying themselves after the media player completes the bootstrap process and transitions accessory power from the off to the on state.

Accessory power is grounded through the F/W GND pins.

FIG. 4C illustrates a reference schematic diagram for a system for detecting and identifying accessories for the docking connector. The system comprises:

a) A resistor to ground allows the device to determine what has been plugged into docking connector. There is an internal pullup on Accessory Identify.

b) Two pins required (Accessory Identify & Accessory Detect)

FIG. 4D is a reference schematic of an electret microphone that is within the remote connector.

Serial Protocol Communication:

a) Two pins used to communicate to and from device (Rx & Tx)

b) Input & Output (0V=Low, 3.3V=High)

As before mentioned, media players connect to a variety of accessories. FIGS. 5A-5E illustrates a media player **500** coupled to different accessories. FIG. 5A illustrates a media player **500** coupled to a docking station **502**. FIG. 5B illustrates the media player **500** coupled to a computer **504**. FIG. 5C illustrates the media player **500** coupled to a car or home stereo system **506**. FIG. 5D illustrates the media player **500** coupled to a dongle **508** that communicates wirelessly with other devices. FIG. 5E illustrates the media player **500** coupled to a speaker system **510**. As is seen, what is meant by accessories includes but is not limited to docking stations, chargers, car stereos, microphones, home stereos, computers, speakers, and accessories which communicate wirelessly with other accessories.

As before mentioned, this connector interface system could be utilized with a command set for allowing the transfer of storage data between a media player and an accessory. It should be understood by one of ordinary skill in the art that although the above-identified connector interface system could be utilized with the command set a variety of other connectors or systems could be utilized and they would be within the spirit and scope of the present invention. To describe the utilization of the command set in more detail refer now to the following description in conjunction with the accompanying Figure.

FIG. 6 is a flow chart which illustrates the process for allowing the transfer of storage data between a media player and an accessory. As is seen, one of the accessory and the media player obtains a unique identifier for a particular file related to the other of the accessory and media player, via step 602. The identifier, for example, could be a unique file handle. Next, the unique identifier is returned to the one of the accessory or media player with the data associated with the identifier, via step 604. Finally, the data related to the identifier is utilized by the media player or the accessory, via step 606.

Based upon the commands utilized, this utilization can take many forms. For example, the data can be written by the media player or the accessory. In another example, the data could be read by the one of the media player or the accessory. In addition, the file can be closed after the data is read or written. In another example, data can be deleted after closing the file, or after the data is read or written depending on the environment. The following will describe in detail various commands which can be utilized to perform the process described hereinabove. In one embodiment for each command related to a media player, there is a reciprocal command for an accessory.

The commands for treating the media player as a file system are within a predetermined range of addresses. The parallel commands for treating an accessory as a file system are within a predetermined range of addresses. Typically if a particular command performs a specific operation on the media player file system, then a reciprocal command will perform the same operation on the accessory file system. In one embodiment commands are provided for allowing a media player and an accessory to transfer and store data.

Command Functionality

Although a plurality of commands is described hereinbelow, one of ordinary skill in the art recognizes that many other commands could be utilized and their use would be within the spirit and scope of the present invention. Accordingly, the list of commands below is representative but not exhaustive of the types of commands that could be utilized to transfer and store data between a media player and an accessory. Furthermore, it is also readily understood by one of ordinary skill in the art that a subset of these commands could be utilized by a media player or an accessory and that use would be within the spirit and scope of the present invention. A description of the functionality of some of these commands is described below.

Commands for acknowledging the receipt of a storage command from either the accessory or the media player.

Commands for asking the media player or the accessory to return its storage capabilities.

Commands for telling the accessory or the media player about its storage capabilities. The storage capabilities include but are not limited to the following features:

1. Total space available on the destination.
2. Maximum file size.
3. Maximum write size.
4. Maximum name length for a file on directory.
5. File system type.

6. Version number.

7. Definition of capability such as read/only, read/write or support subdirectory.

8. Defines where writing can begin.

9. Support renaming of a file.

10. Support directory command send as change directory, create directory and delete directory.

Commands for requesting the media player or the accessory to return a unique identifier of a file. In one embodiment the unique identifier persists until the accessory or media player detaches or closes the file, whichever comes first.

Commands where the media player or accessory returns a handle to identify the file.

Commands where the accessory or media player asks for a chunk of data to be returned from a file. In one embodiment these commands may result in several commands, as needed to fulfill the request.

Commands for the media player or accessory to transmit the data in response to the command from the other.

Commands where the accessory or media player writes a block of data to a file of the media player or the accessory.

Commands for closing the file and releasing the unique identifier of the media player or the accessory.

Commands for deleting the named file from the media player or the accessory.

Commands for requesting the number of files and subdirectories in the specified directory of the media player or the accessory.

Commands for returning the number of files and subdirectories in the directory of the media player or the accessory.

Commands for obtaining the listing of the contents of the specified directory of the media player or the accessory.

Commands for obtaining the results of a directory listing of the media player or the accessory. In one embodiment, a separate command is returned for each directory entry.

Commands for obtaining the status of the specified file or directory of the media player or accessory.

Commands for obtaining the results of a call to a specified file or directory of the media player or the accessory.

Commands where the accessory or media player asks the other to return the amount of free space on its storage system of the media player or the accessory.

Commands where the accessory or media player tells the other the amount of free space on its storage system of the media player or the accessory.

A method and system in accordance with the present invention provides a plurality of commands that allow accessories and media players to retrieve and store data utilizing an arbitrary format. In so doing, a media player and accessory can obtain each others' stored data in an official manner. Since both the media player and accessory are utilizing the same arbitrary format neither has to determine the file format of the other.

Although the present invention has been described in accordance with the embodiments shown, one of ordinary skill in the art will readily recognize that there could be variations to the embodiments and those variations would be within the spirit and scope of the present invention.

Accordingly, many modifications may be made by one of ordinary skill in the art without departing from the spirit and scope of the appended claims.

What is claimed is:

1. A method performed by a media player for transferring stored data between the media player and an accessory, the media player including a storage device for storing one or more files, the method comprising:

7

receiving, by the media player, a first command from the accessory, the first command requesting storage capability information indicating one or more storage capabilities of the storage device, wherein the storage capability information includes one or more of: maximum file size information, maximum write size information, maximum filename length information, or filesystem type information;

5 sending, by the media player, a second command to the accessory in response to the first command, the second command including the storage capability information;

10 receiving, by the media player, a third command from the accessory, the third command requesting a unique identifier for a file stored on the storage device;

15 sending, by the media player, a fourth command to the accessory in response to the third command, the fourth command including the unique identifier; and

20 receiving, by the media player, a fifth command from the accessory in response to the fourth command, wherein the fifth command requests execution of a storage operation with respect to the file, and wherein the fifth command includes the unique identifier.

2. The method of claim 1 wherein the fifth command is a write command for writing data from the accessory to the file.

25 3. The method of claim 2 wherein the data is stored on a storage device of the accessory, and wherein subsequently to sending the fifth command, the data is deleted from the storage device of the accessory.

4. The method of claim 1 wherein the fifth command is a read command for reading data from the file to the accessory.

5. The method of claim 1 further comprising:
executing, by the media player, the storage operation with respect to the file in response to the fifth command.

35 6. The method of claim 1 further comprising:
receiving, by the media player, a sixth command from the accessory, the sixth command requesting closure of the file and release of the unique identifier.

40 7. The method of claim 1, further comprising:
receiving, by the media player, a sixth command from the accessory, the sixth command requesting deletion of the file.

8. The method of claim 1 further comprising:
45 sending, by the media player, a sixth command to the accessory in response to the fifth command, the sixth command acknowledging the fifth command.

9. The method of claim 1 further comprising:
receiving, by media player, a sixth command from the accessory, the sixth command requesting storage status information indicating a status of the storage device; and
50 sending, by the media player, a seventh command to the accessory in response to the sixth command, the seventh command including the storage status information.

10. The method of claim 9 wherein the storage status information includes one or more of: total free space on the storage device, total number of files or file directories stored on the storage device, total number of files or subdirectories in a specified file directory, contents of a specified file directory, status of a specified file, or status of a specified file directory.

60 11. A method performed by a media player for transferring stored data between the media player and an accessory, the accessory including a storage device for storing one or more files, the method comprising:
65 sending, by the media player, a first command to the accessory, the first command requesting storage capability information indicating one or more storage capabilities

8

of the storage device, wherein the storage capability information includes one or more of: maximum file size information, maximum write size information, maximum filename length information, or filesystem type information;

receiving, by the media player, a second command from the accessory in response to the first command, the second command including the storage capability information;

10 sending, by the media player, a third command to the accessory, the third command requesting a unique identifier for a file stored on the storage device;

receiving, by the media player, a fourth command from the accessory in response to the third command, the fourth command including the unique identifier; and

15 sending, by the media player, a fifth command to the accessory in response to the fourth command, wherein the fifth command requests execution of a storage operation with respect to the file, and wherein the fifth command includes the unique identifier.

20 12. The method of claim 11 wherein the fifth command is a write command for writing data from the media player to the file.

13. The method of claim 12 wherein the data is stored on a storage device of the media player, and wherein subsequently to sending the fifth command, the data is deleted from the storage device of the media player.

25 14. The method of claim 11 wherein the fifth command is a read command for reading data from the file to the media player.

30 15. The method of claim 11 further comprising:
sending, by the media player, a sixth command to the accessory, the sixth command requesting closure of the file and release of the unique identifier.

35 16. The method of claim 11 further comprising:
sending, by the media player, a sixth command to the accessory, the sixth command requesting deletion of the file.

40 17. The method of claim 11 further comprising:
receiving, by the media player, a sixth command from the accessory in response to the fifth command, the sixth command acknowledging the fifth command.

45 18. The method of claim 11 further comprising:
sending, by the media player, a sixth command to the accessory, the sixth command requesting storage status information indicating a status of the storage device; and
receiving, by the media player, a seventh command from the accessory in response to the sixth command, the seventh command including the storage status information.

50 19. The method of claim 18 wherein the storage status information includes one or more of: total free space on the storage device, total number of files or file directories stored on the storage device, total number of files or subdirectories in a specified file directory, contents of a specified file directory, status of a specified file, or status of a specified file directory.

55 20. A media player comprising:
a storage device for storing one or more files;
an interface adapted to be coupled with an accessory and configured to support a storage protocol for exchanging with the accessory commands and information related to the storage device; and
60 a control module coupled to the interface, the control module being configured to:
receive from the accessory a first command requesting storage capability information indicating one or more storage capabilities of the storage device, wherein the

9

storage capability information includes one or more of: maximum file size information, maximum write size information, maximum filename length information, or filesystem type information;

send to the accessory a second command in response to the first command, the second command including the storage capability information;

receive from the accessory a third command requesting a unique identifier for a file stored on the storage device;

send to the accessory a fourth command in response to the third command, the fourth command including the unique identifier; and

receive from the accessory a fifth command in response to the fourth command, wherein the fifth command requests execution of a storage operation with respect to the file, and wherein the fifth command includes the unique identifier.

21. The media player of claim **20** wherein the interface comprises a connector having a plurality of signal pins, the signal pins being arranged to mate with corresponding signal pins on a mating connector of the accessory.

10

22. The media player of claim **21** wherein the plurality of signal pins includes a pair of serial pins and wherein the second and fourth commands are sent via a transmit pin of the pair of serial pins.

23. The media player of claim **22** wherein the plurality of signal pins further includes:

a ground pin and a power pin adapted such that the ground pin makes contact with a corresponding ground pin in the mating connector of the accessory before the power pin makes contact with a corresponding power pin in the mating connector of the accessory;

a Firewire signal pin;

a USB signal pin;

a USB power pin;

an accessory identify signal pin;

an accessory detect signal pin;

a video output pin;

an accessory power pin;

a remote sense signal pin; and

a line signal pin.

24. The media player of claim **21** wherein the connector comprises a keying arrangement, and wherein one set of keys are separated by one length and another set of keys are separated by another length.

* * * * *