

US007966396B2

(12) **United States Patent**
Sojian et al.

(10) **Patent No.:** **US 7,966,396 B2**
(45) **Date of Patent:** **Jun. 21, 2011**

(54) **METHODS AND SYSTEMS FOR ADMINISTRATING IMAGING DEVICE EVENT NOTIFICATION**

(75) Inventors: **Lena Sojian**, Fountain Valley, CA (US); **Joey P. Lum**, Irvine, CA (US); **Uoc H. Nguyen**, Long Beach, CA (US); **Boguslaw Ludwik Plewnia**, Mission Viejo, CA (US)

(73) Assignee: **Sharp Laboratories of America, Inc.**, Camas, WA (US)

(*) Notice: Subject to any disclaimer, the term of this patent is extended or adjusted under 35 U.S.C. 154(b) by 647 days.

(21) Appl. No.: **11/240,039**

(22) Filed: **Sep. 30, 2005**

(65) **Prior Publication Data**

US 2006/0095541 A1 May 4, 2006

Related U.S. Application Data

(63) Continuation-in-part of application No. 10/962,248, filed on Oct. 8, 2004, and a continuation-in-part of application No. 10/961,793, filed on Oct. 8, 2004, and a continuation-in-part of application No. 10/961,911, filed on Oct. 8, 2004, and a continuation-in-part of application No. 10/961,594, filed on Oct. 8, 2004, and a continuation-in-part of application No. 10/962,103, filed on Oct. 8, 2004.

(60) Provisional application No. 60/704,066, filed on Jul. 28, 2005.

(51) **Int. Cl.**
G06F 15/173 (2006.01)
G06F 15/16 (2006.01)

(52) **U.S. Cl.** **709/224; 709/204**

(58) **Field of Classification Search** 709/201–207,
709/223–226
See application file for complete search history.

(56) **References Cited**

U.S. PATENT DOCUMENTS

5,085,587 A 2/1992 DesForges et al.
5,323,393 A 6/1994 Barrett et al.
5,504,589 A 4/1996 Montague et al.
5,513,112 A 4/1996 Herring et al.
5,659,845 A 8/1997 Krist et al.
5,671,412 A 9/1997 Christiano

(Continued)

FOREIGN PATENT DOCUMENTS

EP 1160657 12/2001

(Continued)

OTHER PUBLICATIONS

(R. Herriot, "Internet Printing Protocol (IPP): Event Notifications and Subscriptions", Jun. 21, 2004, <http://tools.ietf.org/html/draft-ietf-ipp-not-spec-12>, pp. 1-98.*

(Continued)

Primary Examiner — Joseph E Avellino

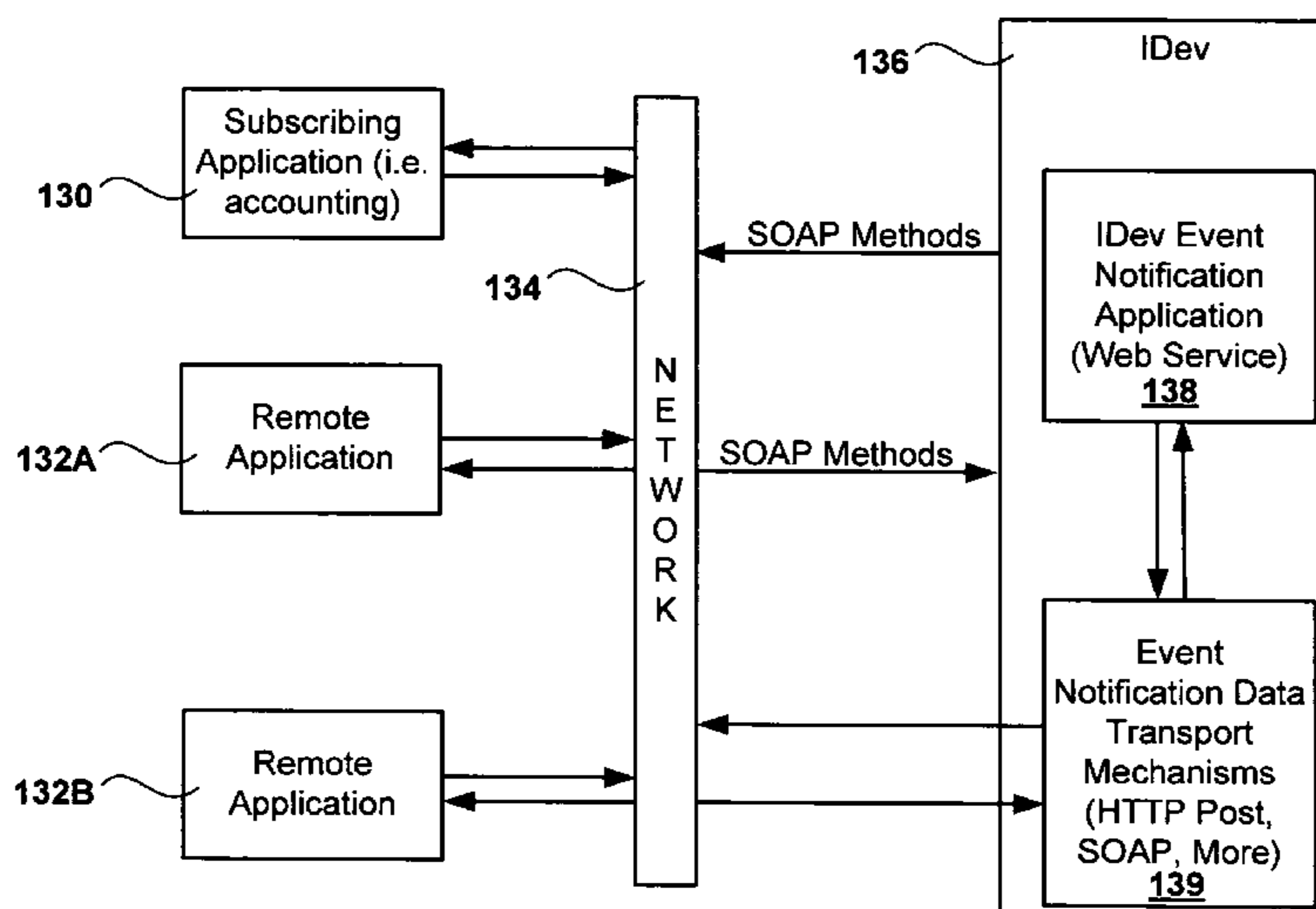
Assistant Examiner — Afshawn Towfighi

(74) *Attorney, Agent, or Firm* — Krieger Intellectual Property, Inc.; Scott C. Krieger

(57) **ABSTRACT**

Aspects of the present invention relate to systems, methods and devices for imaging device event notification administration and subscription. Some aspects relate to selective imaging device event notification based on user credentials and/or the occurrence of a specific event. Some aspects relate to the construction, maintenance and use of an event subscription record that is used to manage imaging device event notification.

14 Claims, 28 Drawing Sheets



US 7,966,396 B2

U.S. PATENT DOCUMENTS			7,127,700 B2 *	10/2006	Large	717/100
5,699,493 A	12/1997	Davidson et al.	7,136,909 B2	11/2006	Balasuriya	
5,699,494 A	12/1997	Colbert et al.	7,136,941 B2	11/2006	Nguyen et al.	
5,717,439 A	2/1998	Levine et al.	7,143,364 B1	11/2006	Tam	
5,726,883 A	3/1998	Levine et al.	7,145,673 B1	12/2006	Lin	
5,727,082 A	3/1998	Sugishima	7,149,697 B2	12/2006	Zerza et al.	
5,745,883 A	4/1998	Krist et al.	7,162,103 B2	1/2007	Meunier et al.	
5,760,775 A	6/1998	Sklut et al.	7,170,618 B2	1/2007	Fujitani et al.	
5,774,678 A	6/1998	Motoyama	7,177,814 B2	2/2007	Gong et al.	
5,796,934 A	8/1998	Bhanot et al.	7,181,017 B1	2/2007	Nagel et al.	
5,799,206 A	8/1998	Kitagawa et al.	7,181,442 B2	2/2007	Yeh et al.	
5,799,289 A	8/1998	Fukushima et al.	7,185,078 B2	2/2007	Pleyer et al.	
5,812,818 A	9/1998	Adler et al.	7,188,125 B1	3/2007	Karr	
5,832,264 A	11/1998	Hart et al.	7,188,181 B1	3/2007	Squier et al.	
5,877,776 A	3/1999	Beaman et al.	7,197,615 B2	3/2007	Arakawa et al.	
5,944,824 A	8/1999	He	7,203,699 B2	4/2007	Bellamy	
5,956,487 A	9/1999	Venkatraman et al.	7,212,301 B2	5/2007	Treibach-Heck et al.	
5,956,698 A	9/1999	Lacheze et al.	7,216,347 B1	5/2007	Harrison et al.	
5,968,127 A	10/1999	Kawabe et al.	7,233,929 B1	6/2007	Lingle et al.	
5,993,088 A	11/1999	Nogay et al.	RE39,808 E	9/2007	Motegi	
5,995,553 A	11/1999	Crandall et al.	7,272,269 B2	9/2007	Tojo et al.	
5,999,708 A	12/1999	Kajita	7,275,044 B2	9/2007	Chauvin et al.	
6,042,384 A	3/2000	Loiacono	7,284,061 B2	10/2007	Matsubayashi et al.	
6,069,706 A	5/2000	Kajita	7,296,221 B1	11/2007	Treibach-Heck et al.	
6,075,860 A	6/2000	Ketcham	7,305,616 B1	12/2007	Nelson et al.	
6,115,132 A	9/2000	Nakasuma et al.	7,321,440 B2	1/2008	Kimura	
6,128,731 A	10/2000	Zarrin et al.	7,327,478 B2	2/2008	Matsuda	
6,141,662 A	10/2000	Jeyachandran	7,328,245 B1	2/2008	Hull et al.	
6,148,346 A	11/2000	Hanson	7,349,949 B1	3/2008	Connor et al.	
6,118,546 A	12/2000	Sanchez	7,404,204 B2	7/2008	Davenport et al.	
6,161,139 A	12/2000	Win et al.	7,444,519 B2	10/2008	Laferriere et al.	
6,178,308 B1	1/2001	Bobrow et al.	7,454,623 B2	11/2008	Hardt	
6,199,080 B1	3/2001	Nielsen	7,500,178 B1	3/2009	O'Donnell	
6,216,113 B1	4/2001	Aikens et al.	7,508,535 B2	3/2009	Hart et al.	
6,233,409 B1	5/2001	Haines et al.	7,548,334 B2	6/2009	Lo et al.	
6,240,456 B1	5/2001	Teng et al.	2001/0021945 A1	9/2001	Matsuura	
6,292,267 B1	9/2001	Mori et al.	2001/0027527 A1	10/2001	Khidekel et al.	
6,301,016 B1	10/2001	Matsueda et al.	2001/0028808 A1	10/2001	Nomura et al.	
6,307,640 B1	10/2001	Motegi	2001/0038462 A1	11/2001	Teeuwen et al.	
6,311,040 B1	10/2001	Kucinski et al.	2001/0039614 A1	11/2001	Hellberg et al.	
6,369,905 B1	4/2002	Mitsuhashi et al.	2002/0016921 A1	2/2002	Olsen et al.	
6,426,798 B1	7/2002	Yeung	2002/0029256 A1	3/2002	Zintel et al.	
6,433,883 B1	8/2002	Kajita	2002/0049786 A1	4/2002	Bibliowicz et al.	
6,476,926 B1	11/2002	Yano et al.	2002/0052916 A1	5/2002	Kloba et al.	
6,490,601 B1	12/2002	Markus et al.	2002/0055984 A1	5/2002	Chang et al.	
6,510,466 B1	1/2003	Cox et al.	2002/0059265 A1	5/2002	Valorose, III	
6,516,157 B1	2/2003	Maruta et al.	2002/0073148 A1	6/2002	Haines et al.	
6,526,258 B2	2/2003	Bejar et al.	2002/0080381 A1	6/2002	Haines	
6,567,179 B1	5/2003	Sato et al.	2002/0089691 A1	7/2002	Fertlitsch et al.	
6,590,673 B2	7/2003	Kadowaki	2002/0093676 A1	7/2002	Parry	
6,597,469 B1	7/2003	Kuroyanagi	2002/0099796 A1	7/2002	Chou	
6,604,157 B1	8/2003	Brusky et al.	2002/0103827 A1	8/2002	Sesek	
6,621,422 B2	9/2003	Rubenstein	2002/0105664 A1	8/2002	Inoue et al.	
6,636,929 B1	10/2003	Frantz et al.	2002/0107939 A1	8/2002	Ford et al.	
6,643,650 B1	11/2003	Slaughter et al.	2002/0112037 A1	8/2002	Koss	
6,652,169 B2	11/2003	Parry	2002/0120792 A1	8/2002	Blair	
6,685,637 B1	2/2004	Rom	2002/0138279 A1	9/2002	Al-Kazily et al.	
6,721,286 B1	4/2004	Williams et al.	2002/0138666 A1	9/2002	Fujisawa	
6,735,773 B1	5/2004	Trinh et al.	2002/0145627 A1	10/2002	Whitmarsh	
6,749,434 B2	6/2004	Stuppy	2002/0147858 A1	10/2002	Motoyama et al.	
6,772,945 B2	8/2004	Mahoney et al.	2002/0152183 A1	10/2002	Soares et al.	
6,836,623 B2	12/2004	Imai	2002/0152235 A1	10/2002	Motoyama et al.	
6,836,845 B1	12/2004	Lennie et al.	2002/0152302 A1	10/2002	Motoyama et al.	
6,850,252 B1	2/2005	Hoffberg	2002/0171857 A1	11/2002	Hisatomi	
6,862,110 B2	3/2005	Harrington	2003/0002074 A1	1/2003	Miyano	
6,873,429 B2	3/2005	Matsuura	2003/0007170 A1	1/2003	Kajita et al.	
6,874,010 B1	3/2005	Sargent	2003/0011633 A1	1/2003	Conley et al.	
6,904,412 B1	6/2005	Broadbent et al.	2003/0011640 A1	1/2003	Green	
6,915,525 B2	7/2005	Ozawa	2003/0014515 A1	1/2003	Motoyama et al.	
6,934,706 B1	8/2005	Mancuso et al.	2003/0033369 A1	2/2003	Bernhard	
6,940,532 B1	9/2005	Fukui et al.	2003/0035133 A1	2/2003	Berkema et al.	
6,948,175 B1	9/2005	Fong et al.	2003/0038965 A1	2/2003	Simpson et al.	
6,951,303 B2	10/2005	Petersen et al.	2003/0043205 A1	3/2003	Hill	
6,975,820 B2	12/2005	Wong	2003/0043396 A1	3/2003	Klosterman et al.	
6,999,987 B1	2/2006	Billingsley et al.	2003/0048470 A1	3/2003	Garcia	
7,013,289 B2	3/2006	Horn et al.	2003/0048473 A1	3/2003	Rosen	
7,095,513 B2	8/2006	Stringham	2003/0049037 A1	3/2003	Sadowara et al.	
7,107,615 B2	9/2006	Cossel et al.	2003/0053123 A1	3/2003	Wu et al.	
7,124,097 B2	10/2006	Claremont et al.	2003/0063313 A1	4/2003	Ito	

2003/0065766 A1 4/2003 Parry
 2003/0065791 A1 4/2003 Garg et al.
 2003/0084114 A1 5/2003 Simpson et al.
 2003/0088642 A1 5/2003 Price et al.
 2003/0123112 A1 7/2003 Kajita et al.
 2003/0142351 A1 7/2003 Sakura
 2003/0164987 A1 9/2003 Enomoto et al.
 2003/0182632 A1 9/2003 Murdock et al.
 2003/0184552 A1 10/2003 Chadha
 2003/0184590 A1 10/2003 Will
 2003/0184782 A1 10/2003 Perkins
 2003/0188193 A1 10/2003 Venkataramappa
 2003/0197883 A1 10/2003 Lay et al.
 2003/0225796 A1 12/2003 Matsubara
 2003/0225894 A1 12/2003 Ito
 2003/0231196 A1 12/2003 Keohane et al.
 2004/0003341 A1 1/2004 alSafadi et al.
 2004/0012628 A1 1/2004 Kropf et al.
 2004/0012644 A1 1/2004 Allen et al.
 2004/0039990 A1 2/2004 Bakar et al.
 2004/0044779 A1 3/2004 Lambert
 2004/0054573 A1 3/2004 Shah et al.
 2004/0061729 A1 4/2004 Green
 2004/0064759 A1* 4/2004 McGuire et al. 714/39
 2004/0070606 A1 4/2004 Yang et al.
 2004/0080771 A1 4/2004 Mihira et al.
 2004/0080778 A1 4/2004 Ito et al.
 2004/0098165 A1 5/2004 Butikofer
 2004/0098595 A1 5/2004 Apperle et al.
 2004/0105104 A1 6/2004 Ishikawa et al.
 2004/0105122 A1 6/2004 Schaeffer
 2004/0109028 A1 6/2004 Stern et al.
 2004/0111670 A1 6/2004 Sasakuma et al.
 2004/0113941 A1 6/2004 Sliwa et al.
 2004/0117784 A1 6/2004 Endoh
 2004/0125403 A1 7/2004 Furst et al.
 2004/0130744 A1 7/2004 Wu et al.
 2004/0130749 A1 7/2004 Aoki
 2004/0133525 A1 7/2004 Singh et al.
 2004/0150663 A1 8/2004 Kim
 2004/0158471 A1 8/2004 Davis et al.
 2004/0161257 A1 8/2004 Ishihara
 2004/0162076 A1 8/2004 Chowdry et al.
 2004/0165209 A1 8/2004 Aoki et al.
 2004/0169881 A1 9/2004 Sato
 2004/0179229 A1 9/2004 Laughlin
 2004/0203358 A1 10/2004 Anderson
 2004/0205118 A1 10/2004 Yu
 2004/0205533 A1 10/2004 Lopata et al.
 2004/0212823 A1 10/2004 Chavers et al.
 2004/0221231 A1 11/2004 Madril et al.
 2004/0223778 A1 11/2004 Zwiefelhofer
 2004/0226993 A1 11/2004 Fulcher et al.
 2004/0227968 A1* 11/2004 Nakamura et al. 358/1.13
 2004/0230500 A1 11/2004 Imago
 2004/0236862 A1 11/2004 Ito
 2004/0254955 A1 12/2004 Reese et al.
 2004/0255263 A1 12/2004 Ando
 2004/0268306 A1 12/2004 Cheng et al.
 2005/0005094 A1 1/2005 Jamieson et al.
 2005/0015472 A1* 1/2005 Catania et al. 709/223
 2005/0026593 A1 2/2005 Anderson et al.
 2005/0044248 A1 2/2005 Mihira et al.
 2005/0055475 A1 3/2005 MacKay et al.
 2005/0057560 A1 3/2005 Bibr et al.
 2005/0060046 A1 3/2005 Ito et al.
 2005/0060564 A1 3/2005 Murakami et al.
 2005/0068581 A1 3/2005 Hull et al.
 2005/0071507 A1 3/2005 Ferlitsch
 2005/0080649 A1 4/2005 Alvarez et al.
 2005/0091087 A1 4/2005 Smith et al.
 2005/0091490 A1 4/2005 Ogura
 2005/0108353 A1 5/2005 Yamamoto
 2005/0114267 A1 5/2005 Miwa et al.
 2005/0114658 A1 5/2005 Dye et al.
 2005/0114766 A1 5/2005 Yamamoto
 2005/0129423 A1 6/2005 Lester et al.
 2005/0149576 A1 7/2005 Marmaros et al.
 2005/0185217 A1 8/2005 Nishizawa et al.

2005/0195221 A1 9/2005 Berger et al.
 2005/0223413 A1 10/2005 Duggan et al.
 2005/0231755 A1 10/2005 Araumi et al.
 2005/0246428 A1 11/2005 Araumi
 2005/0257134 A1 11/2005 Goodman et al.
 2005/0265744 A1 12/2005 Uruta
 2006/0007480 A1 1/2006 Yokokura
 2006/0010180 A1 1/2006 Kawamura et al.
 2006/0015734 A1 1/2006 Atobe
 2006/0038004 A1 2/2006 Rielly et al.
 2006/0056873 A1 3/2006 Kimura
 2006/0059434 A1 3/2006 Boss et al.
 2006/0064647 A1 3/2006 Tapuska et al.
 2006/0085835 A1 4/2006 Istvan et al.
 2006/0154227 A1 7/2006 Rossi et al.
 2006/0162076 A1 7/2006 Bartlett et al.
 2006/0198653 A1 9/2006 Plewnia et al.
 2006/0224405 A1 10/2006 White et al.
 2007/0022180 A1 1/2007 Cocotis et al.
 2007/0094103 A1 4/2007 Hyakutake et al.
 2007/0173266 A1 7/2007 Barnes, Jr.
 2007/0174894 A1 7/2007 Matsunaga
 2008/0072162 A1 3/2008 Dauerer et al.

FOREIGN PATENT DOCUMENTS

JP 09293036 11/1997
 JP 09330190 12/1997
 JP 10013695 1/1998
 JP 10154190 A 6/1998
 JP 2000174949 6/2000
 JP 2002259071 2/2001
 JP 200284383 3/2002
 JP 2002236830 8/2002
 JP 2002298049 A 10/2002
 JP 2002351644 12/2002
 JP 2003022258 1/2003
 JP 2003157155 A 5/2003
 JP 2003178023 6/2003
 JP 2003196554 A 7/2003
 JP 2003198792 7/2003
 JP 2003208484 7/2003
 JP 2003216368 7/2003
 JP 2003216395 A 7/2003
 JP 2003223299 8/2003
 JP 2003281227 10/2003
 JP 2004128561 4/2004
 JP 2004118549 5/2004
 JP 2004164157 A 6/2004
 JP 2004215309 7/2004
 JP 2004222247 8/2004
 JP 2004228686 8/2004
 JP 2004228687 8/2004
 JP 2004246771 9/2004
 JP 2004276271 12/2004
 JP 2005014591 1/2005
 JP 2005084891 3/2005
 JP 2005219440 A 8/2005
 JP 2005235034 A 9/2005
 JP 2006053905 2/2006
 JP 2006140898 6/2006
 WO WO0118754 A1 3/2001
 WO WO01/33381 5/2001
 WO WO0198864 12/2001

OTHER PUBLICATIONS

U.S. Appl. No. 10/961,911—Office Action dated Apr. 16, 2008.
 U.S. Appl. No. 10/961,594—Office Action dated Jan. 7, 2008.
 U.S. Appl. No. 11/193,077—Office Action dated Apr. 6, 2007.
 U.S. Appl. No. 11/192,836—Office Action dated Dec. 5, 2007.
 U.S. Appl. No. 11/192,836—Office Action dated Jul. 3, 2007.
 U.S. Appl. No. 11/192,836—Office Action dated Jan. 30, 2007.
 U.S. Appl. No. 11/193,147—Office Action dated Dec. 6, 2007.
 U.S. Appl. No. 11/193,147—Office Action dated Jul. 23, 2007.
 U.S. Appl. No. 11/193,147—Office Action dated Feb. 9, 2007.
 Canon USA, Inc.; MEAP Multifunctional Embedded Application Platform; Aug. 2004; http://developersupport.canon.com/Web_MEAP_Presentation.pdf.

- Canon USA, Inc.; MEAP: FAQ; accessed on Jul. 2004, pub. date unknown; <http://developersupport.canon.com/Meap.htm>.
- Xerox, Inc.; XEROX FreeFlow digital workflow collection; 2003; http://www.xerox.com/downloads/usa/en/s/solutions_digital_workflow_whitepaper_sdk.pdf.
- Ricoh Company, Ltd.; Ricoh's Medium-Term Management Plan; Mar. 19, 2002; http://www.ricoh.com/IR/data/pre/pdf/ir_pre2002.pdf.
- Ricoh Company, Ltd.; White Paper: Embedded Software Architecture SDK; Jun. 25, 2003; <http://www.ricoh-usa.com/products/concept/esa.asp?catname=ESA>.
- Hewlett-Packard Company; JetCAPS Scan2Folder, 2003; http://www.jetcaps.se/resources/datasheets/ds_scan2folder.pdf.
- Hewlett-Packard Company; JetCAPS chai applications; Dec. 9, 2002; http://www.stethos.com/chai/data/d_us_chai.pdf.
- F.D. Wright, Design Goals for an Internet Printing Protocol, Apr. 1999, pp. 1-43, <http://tools.ietf.org/html/rfc2567>.
- R. Herriot, Internet Printing Protocol (IPP): Event Notifications and Subscriptions (Feb. 21, 2003, retrieved from <http://tools.ietf.org/html/draft-ietf-ipp-not-spec-11> on Aug. 20, 2008, pp. 1-101).
- T. Hastings, "Internet Printing Protocol/1.1: Model and Semantics" (Sep. 2000, retrieved from <http://www.ietf.org/rfc/rfc291.txt> on Sep. 18, 2008, pp. 1-210).
- Microsoft Corporation. Microsoft Computer Dictionary, Fifth Edition, 2002 Microsoft Press, pp. 487-488.
- Gaedke, Martin et al. "A Modeling Approach to Federated Identity and Access Management", May 2005 ACM.
- FOLDOC. "relational database", Jun. 2002, retrieved from <http://foldoc.org/index.cgi?query=relational+database>.
- OASIS. "Security Assertion Markup Language (SAML) 2.0 Technical Overview", Working Draft 01, Jul. 22, 2004, http://www.oasis-open.org/committees/documents.php?wg_abbrev=security.
- Hartman, Bret et al. Mastering Web Services Security, 2003 Wiley Publishing, Inc., pp. 36-46.
- U.S. Appl. No. 10/962,248—Office Action dated Aug. 19, 2008.
- U.S. Appl. No. 10/961,793—Office Action dated Jun. 20, 2008.
- U.S. Appl. No. 10/961,793—Office Action dated Dec. 19, 2008.
- U.S. Appl. No. 10/961,911—Office Action dated Oct. 28, 2008.
- U.S. Appl. No. 10/961,594—Office Action dated Dec. 3, 2008.
- U.S. Appl. No. 10/961,594—Office Action dated Mar. 16, 2009.
- U.S. Appl. No. 10/962,103—Office Action dated Jul. 9, 2008.
- U.S. Appl. No. 10/962,103—Office Action dated Jan. 23, 2009.
- U.S. Appl. No. 11/232,827—Office Action dated Dec. 5, 2008.
- U.S. Appl. No. 11/073,055—Office Action dated Sep. 18, 2008.
- U.S. Appl. No. 11/073,055—Office Action dated Mar. 4, 2009.
- U.S. Appl. No. 11/233,202—Office Action dated Jun. 5, 2008.
- U.S. Appl. No. 11/233,202—Office Action dated Dec. 1, 2008.
- U.S. Appl. No. 11/233,201—Office Action dated Oct. 3, 2008.
- U.S. Appl. No. 11/232,552—Office Action dated Nov. 18, 2008.
- U.S. Appl. No. 11/233,270—Office Action dated Sep. 17, 2008.
- U.S. Appl. No. 11/241,501—Office Action dated Oct. 23, 2008.
- U.S. Appl. No. 11/241,497—Office Action dated Feb. 20, 2009.
- U.S. Appl. No. 11/241,497—Office Action dated Aug. 27, 2008.
- U.S. Appl. No. 11/241,011—Office Action dated Oct. 8, 2008.
- U.S. Appl. No. 11/241,010—Office Action dated Oct. 9, 2008.
- U.S. Appl. No. 11/241,071—Office Action dated Mar. 3, 2009.
- U.S. Appl. No. 11/241,071—Office Action dated Sep. 19, 2008.
- U.S. Appl. No. 11/241,447—Office Action dated Mar. 5, 2009.
- U.S. Appl. No. 11/241,447—Office Action dated Sep. 15, 2008.
- U.S. Appl. No. 11/241,498—Office Action dated Sep. 16, 2008.
- U.S. Appl. No. 11/241,498—Office Action dated Mar. 5, 2009.
- U.S. Appl. No. 11/240,156—Office Action dated Aug. 28, 2008.
- U.S. Appl. No. 11/240,156—Office Action dated Feb. 20, 2009.
- U.S. Appl. No. 11/255,611—Office Action dated Mar. 12, 2009.
- U.S. Appl. No. 11/256,479—Office Action dated Nov. 4, 2008.
- U.S. Appl. No. 11/255,333—Office Action dated Mar. 13, 2009.
- U.S. Appl. No. 11/193,154—Office Action dated Dec. 2, 2008.
- U.S. Appl. No. 11/192,630—Office Action dated Jan. 21, 2009.
- U.S. Appl. No. 11/192,546—Office Action dated Jan. 22, 2009.
- U.S. Appl. No. 11/192,836—Office Action dated Jul. 9, 2008.
- U.S. Appl. No. 11/193,147—Office Action dated Jul. 9, 2008.
- U.S. Appl. No. 11/192,868—Office Action dated Feb. 2, 2009.
- U.S. Appl. No. 11/192,629—Office Action dated Jan. 22, 2009.
- U.S. Appl. No. 11/193,151—Office Action dated Feb. 23, 2009.
- U.S. Appl. No. 11/193,188—Office Action dated Jan. 21, 2009.
- U.S. Appl. No. 11/193,140—Office Action dated Nov. 18, 2008.
- U.S. Appl. No. 11/192,796—Office Action dated Feb. 24, 2009.
- U.S. Appl. No. 11/192,547—Office Action dated Feb. 5, 2009.
- U.S. Appl. No. 11/240,084—Office Action dated Oct. 30, 2008.
- U.S. Appl. No. 11/218,033—Office Action dated Sep. 12, 2008.
- Ratha, N. K., Connell, J.H., Bolle, R.M. "Enhancing security and privacy in biometrics-based authentication systems". IBM Systems Journal 40(3), pp. 614-634 (2001).
- U.S. Appl. No. 10/962,248—Final Office Action dated Jun. 10, 2009.
- U.S. Appl. No. 10/962,248—Non-Final Office Action dated Jan. 29, 2010.
- U.S. Appl. No. 11/232,588- Non-Final Office Action dated Apr. 1, 2009.
- U.S. Appl. No. 11/232,588—Final Office Action dated Nov. 27, 2009.
- U.S. Appl. No. 10/961,793 -Non- Final Office Action dated Jun. 24, 2009.
- U.S. Appl. No. 10/961,793—Final Office Action dated Feb. 4, 2010.
- U.S. Appl. No. 10/961,911 -Non- Final Office Action dated Jun. 8, 2009.
- U.S. Appl. No. 10/961,911 -Non- Final Office Action dated Feb. 3, 2010.
- U.S. Appl. No. 10/962,103 -Non- Final Office Action dated Aug. 14, 2009.
- U.S. Appl. No. 11/232,827—Final Office Action dated Jun. 4, 2009.
- U.S. Appl. No. 11/232,827—Non-Final Office Action dated Dec. 1, 2009.
- U.S. Appl. No. 11/073,055—Non-Final Office Action dated Jun. 19, 2009.
- U.S. Appl. No. 11/073,055—Final Office Action dated Feb. 18, 2010.
- U.S. Appl. No. 11/233,202—Non-Final Office Action dated Jun. 9, 2009.
- U.S. Appl. No. 11/233,202—Final Office Action dated Jan. 15, 2010.
- U.S. Appl. No. 11/233,201—Final Office Action dated Apr. 28, 2009.
- U.S. Appl. No. 11/233,201—Non-Final Office Action dated Sep. 4, 2009.
- U.S. Appl. No. 11/232,552—Final Office Action dated Jun. 24, 2009.
- U.S. Appl. No. 11/232,552—Non-Final Office Action dated Dec. 24, 2009.
- U.S. Appl. No. 11/233,270—Final Office Action dated Mar. 31, 2009.
- U.S. Appl. No. 11/233,270—Final Office Action dated Nov. 27, 2009.
- U.S. Appl. No. 11/465,699—Non-Final Office Action dated Sep. 17, 2008.
- U.S. Appl. No. 11/465,699—Final Office Action dated Mar. 31, 2009.
- U.S. Appl. No. 11/465,699—Final Office Action dated Nov. 27, 2009.
- U.S. Appl. No. 11/465,722—Non-Final Office Action dated Dec. 24, 2009.
- U.S. Appl. No. 11/241,501—Final Office Action dated May 13, 2009.
- U.S. Appl. No. 11/241,501—Non-Final Office Action dated Feb. 9, 2010.
- U.S. Appl. No. 11/241,497—Non-Final Office Action dated Oct. 6, 2009.
- U.S. Appl. No. 11/241,011—Final Office Action dated Apr. 2, 2009.
- U.S. Appl. No. 11/241,011—Non-Final Office Action dated Jan. 4, 2010.
- U.S. Appl. No. 11/241,010—Final Office Action dated Mar. 20, 2009.
- U.S. Appl. No. 11/241,071—Non-Final Office Action dated Aug. 19, 2009.
- U.S. Appl. No. 11/241,447—Non-Final Office Action dated Jul. 22, 2009.
- U.S. Appl. No. 11/241,498—Non-Final Office Action dated Dec. 10, 2009.
- U.S. Appl. No. 11/240,156—Non-Final Office Action dated Sep. 16, 2009.

- U.S. Appl. No. 11/255,611—Notice of Allowance dated Aug. 10, 2009.
- U.S. Appl. No. 11/256,479—Final Office Action dated Apr. 1, 2009.
- U.S. Appl. No. 11/256,479—Non-Final Office Action dated Nov. 16, 2009.
- U.S. Appl. No. 11/192,617—Non-Final Office Action dated Sep. 29, 2009.
- U.S. Appl. No. 11/193,154—Non-Final Office Action dated Jun. 3, 2009.
- U.S. Appl. No. 11/193,154—Final Office Action dated Dec. 7, 2009.
- U.S. Appl. No. 11/192,630—Final Office Action dated Sep. 2, 2009.
- U.S. Appl. No. 11/192,546—Final Office Action dated Jun. 30, 2009.
- U.S. Appl. No. 11/192,546—Non-Final Office Action dated Nov. 24, 2009.
- U.S. Appl. No. 11/193,077—Notice of Allowance dated Mar. 11, 2008.
- U.S. Appl. No. 11/192,870—Non-Final Office Action dated Jul. 17, 2009.
- U.S. Appl. No. 11/192,870—Final Office Action dated Jan. 4, 2010.
- U.S. Appl. No. 11/192,865—Non-Final Office Action dated Aug. 20, 2009.
- U.S. Appl. No. 11/192,836—Notice of Allowance dated Dec. 30, 2008.
- U.S. Appl. No. 11/192,616—Non-Final Office Action dated Sep. 17, 2009.
- U.S. Appl. No. 11/193,147—Notice of Allowance dated Dec. 30, 2008.
- U.S. Appl. No. 11/192,868—Final Office Action dated Aug. 11, 2009.
- U.S. Appl. No. 11/192,629—Final Office Action dated Jun. 26, 2009.
- U.S. Appl. No. 11/192,629—Non-Final Office Action dated Jan. 15, 2010.
- U.S. Appl. No. 11/193,151—Final Office Action dated Sep. 21, 2009.
- U.S. Appl. No. 11/193,188—Final Office Action dated Aug. 5, 2009.
- U.S. Appl. No. 11/192,824—Non-Final Office Action dated Sep. 18, 2009.
- U.S. Appl. No. 11/193,140—Final Office Action dated May 18, 2009.
- U.S. Appl. No. 11/193,140—Notice of Allowance dated Jan. 29, 2010.
- U.S. Appl. No. 11/192,796—Non-Final Office Action dated Dec. 28, 2009.
- U.S. Appl. No. 11/192,615—Non-Final Office Action dated Sep. 4, 2009.
- U.S. Appl. No. 11/192,547—Final Office Action dated Jan. 15, 2010.
- U.S. Appl. No. 11/192,467—Non-Final Office Action dated Nov. 13, 2009.
- U.S. Appl. No. 11/255,333—Notice of Allowance dated Nov. 3, 2009.
- U.S. Appl. No. 11/465,747—Non-Final Office Action dated Jun. 24, 2009.
- U.S. Appl. No. 11/465,752—Non-Final Office Action dated Jun. 24, 2009.
- U.S. Appl. No. 11/241,320—Non-Final Office Action dated Oct. 7, 2009.
- U.S. Appl. No. 11/240,139 -Non- Final Office Action dated Oct. 6, 2009.
- U.S. Appl. No. 11/240,084—Final Office Action dated Apr. 15, 2009.
- U.S. Appl. No. 11/240,084—Non-Final Office Action dated Dec. 16, 2009.
- U.S. Appl. No. 11/218,033—Final Office Action dated Mar. 30, 2009.
- U.S. Appl. No. 11/218,033—Non-Final Office Action dated Sep. 8, 2009.
- U.S. Appl. No. 11/218,186—Non-Final Office Action dated Jun. 23, 2009.
- U.S. Appl. No. 11/218,186—Final Office Action dated Feb. 1, 2010.
- U.S. App. No. 11/562,342—Non-Final Office Action dated May 29, 2009.
- U.S. Appl. No. 11/562,342—Final Office Action dated Dec. 21, 2009.
- U.S. Appl. No. 11/685,046—Non-Final Office Action dated Jul. 8, 2009.
- U.S. Appl. No. 11/685,046—Final Office Action dated Dec. 21, 2009.
- JP Patent App. No. 2006-261563—Office Action filed for a related foreign application dated Jan. 19, 2010.
- JP Patent App. No. 2006-207199—Office Action filed for a related foreign application dated Feb. 2, 2010.
- JP Patent App. No. 2006-058600—Office Action filed for a related foreign application dated Aug. 18, 2009.
- JP Patent App. No. 2005-295772—Office Action filed for a related foreign application dated Sep. 15, 2009.
- JP Patent App. No. 2005-295772—Notice of Allowance filed for a related foreign application dated Dec. 15, 2009.
- JP Patent App. No. 2006-207200—Office Action filed for a related foreign application dated Feb. 2, 2010.
- JP Patent App. No. 2006-207194—Office Action filed for a related foreign application dated Jan. 12, 2010.
- JP Patent App. No. 2006-261564—Office Action filed for a related foreign application dated Jan. 19, 2010.
- JP Patent App. No. 2006-207199—Office Action filed for a related foreign application dated Nov. 17, 2009.
- JP Patent App. No. 2007-225913—Office Action filed for a related foreign application dated Dec. 24, 2009.
- JP Patent App. No. 2006-256442—Office Action filed for a related foreign application dated Jul. 14, 2009.
- JP Patent App. No. 2006-207194—Office Action filed for a related foreign application dated Jun. 23, 2009.

* cited by examiner

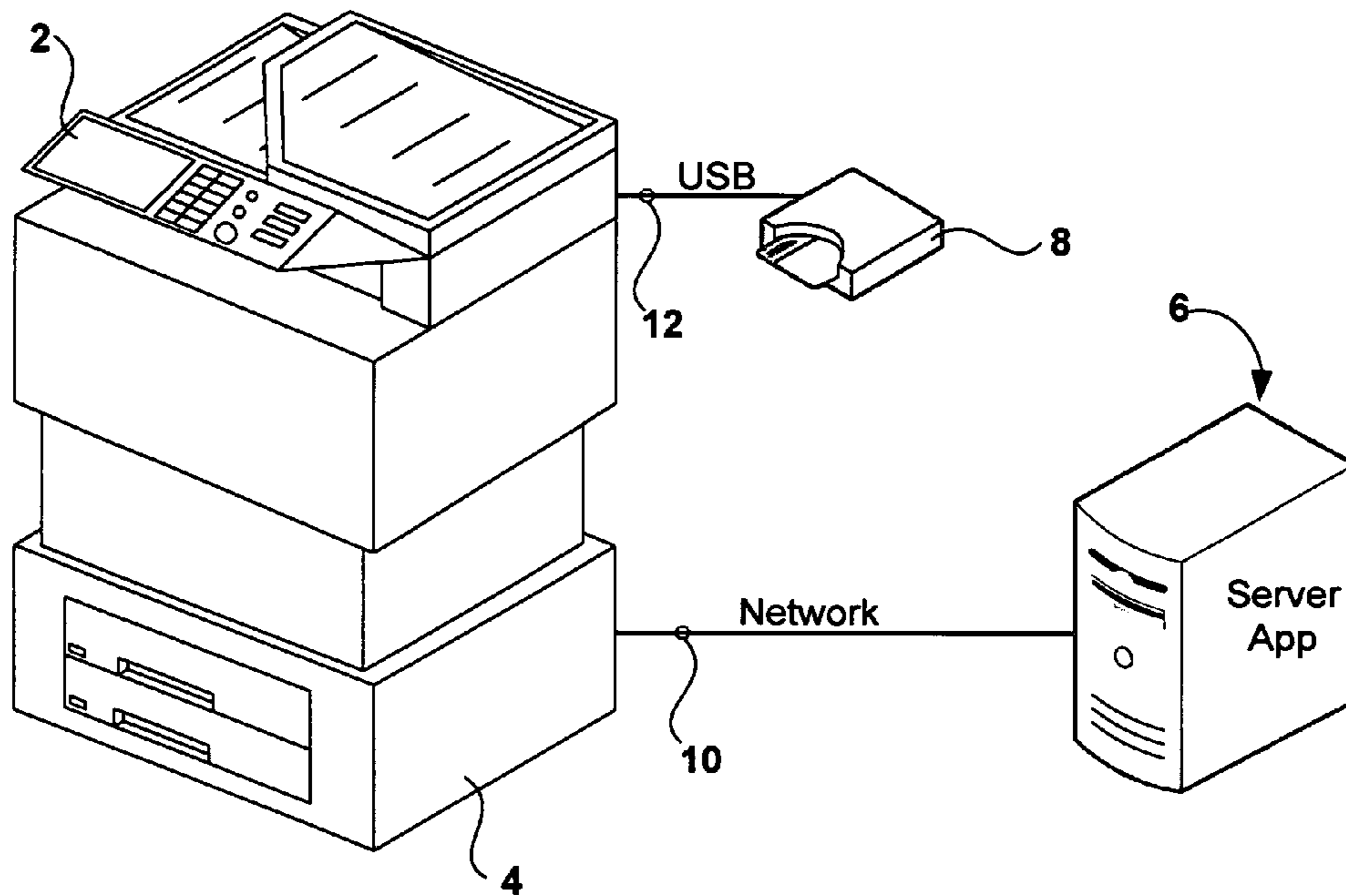


FIG. 1

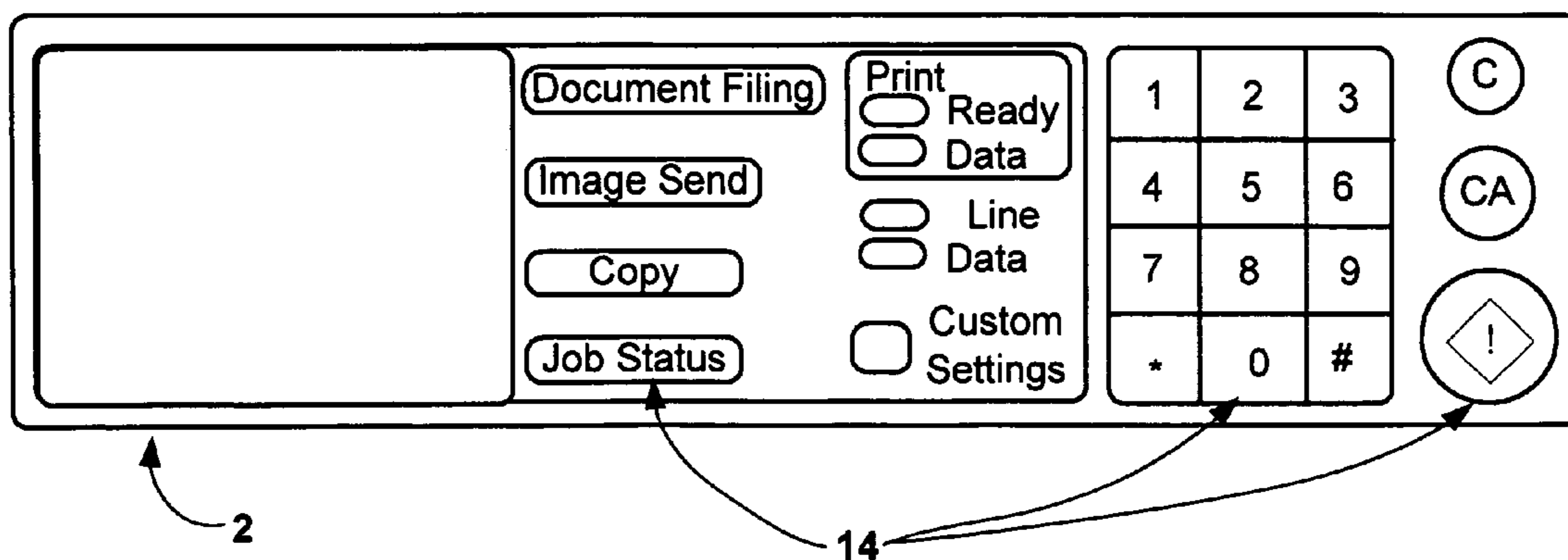
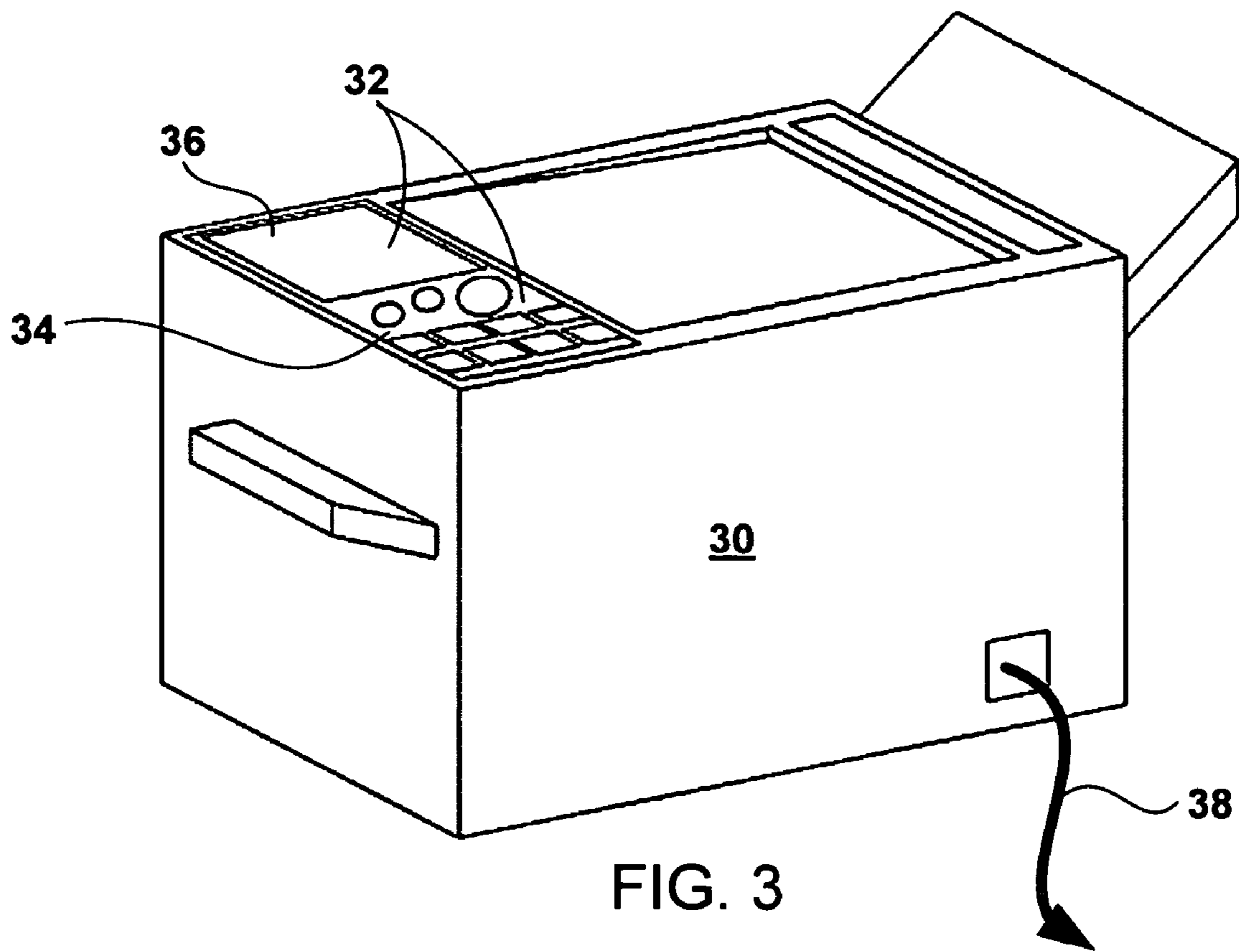


FIG. 2



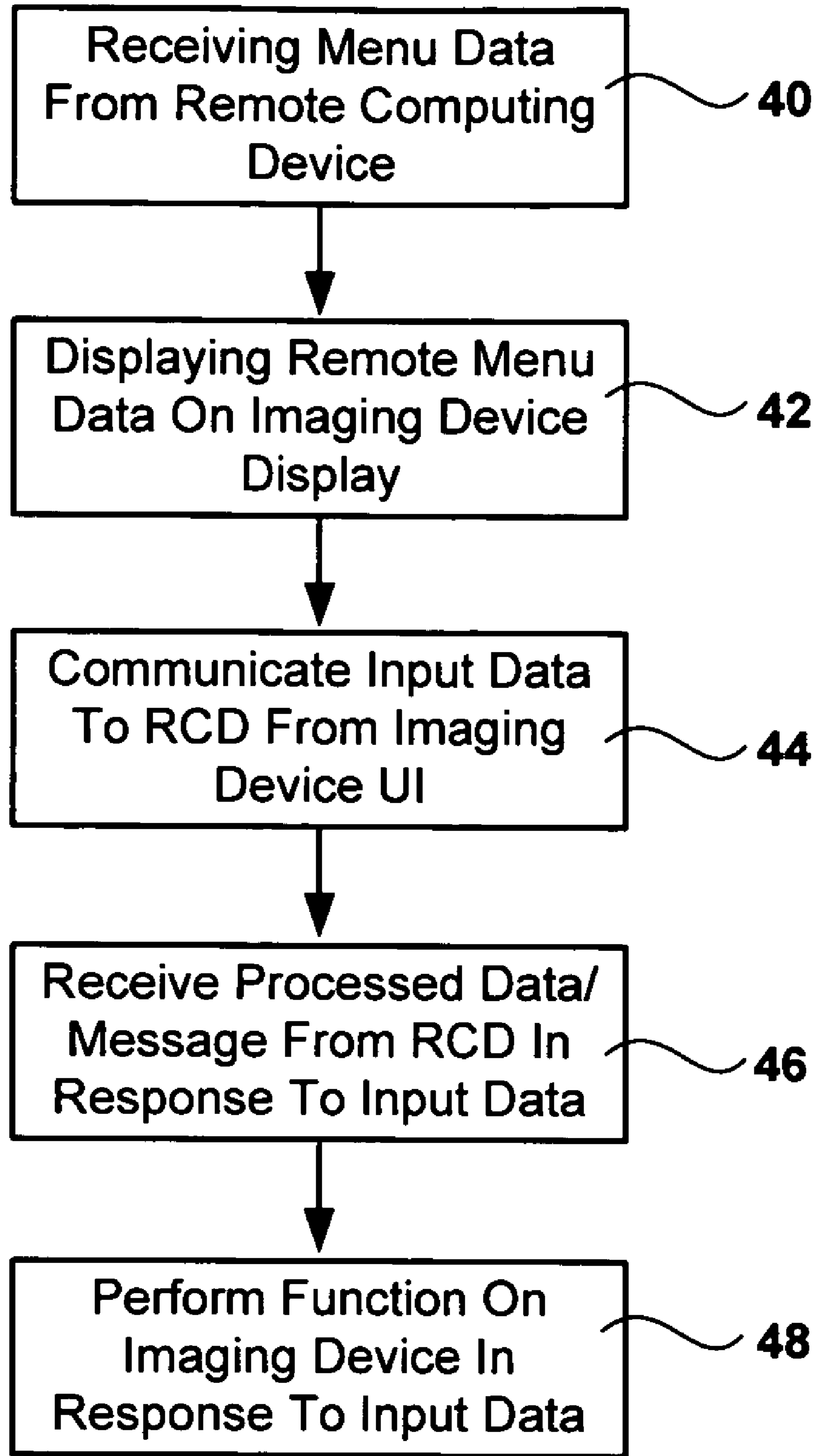


FIG. 4

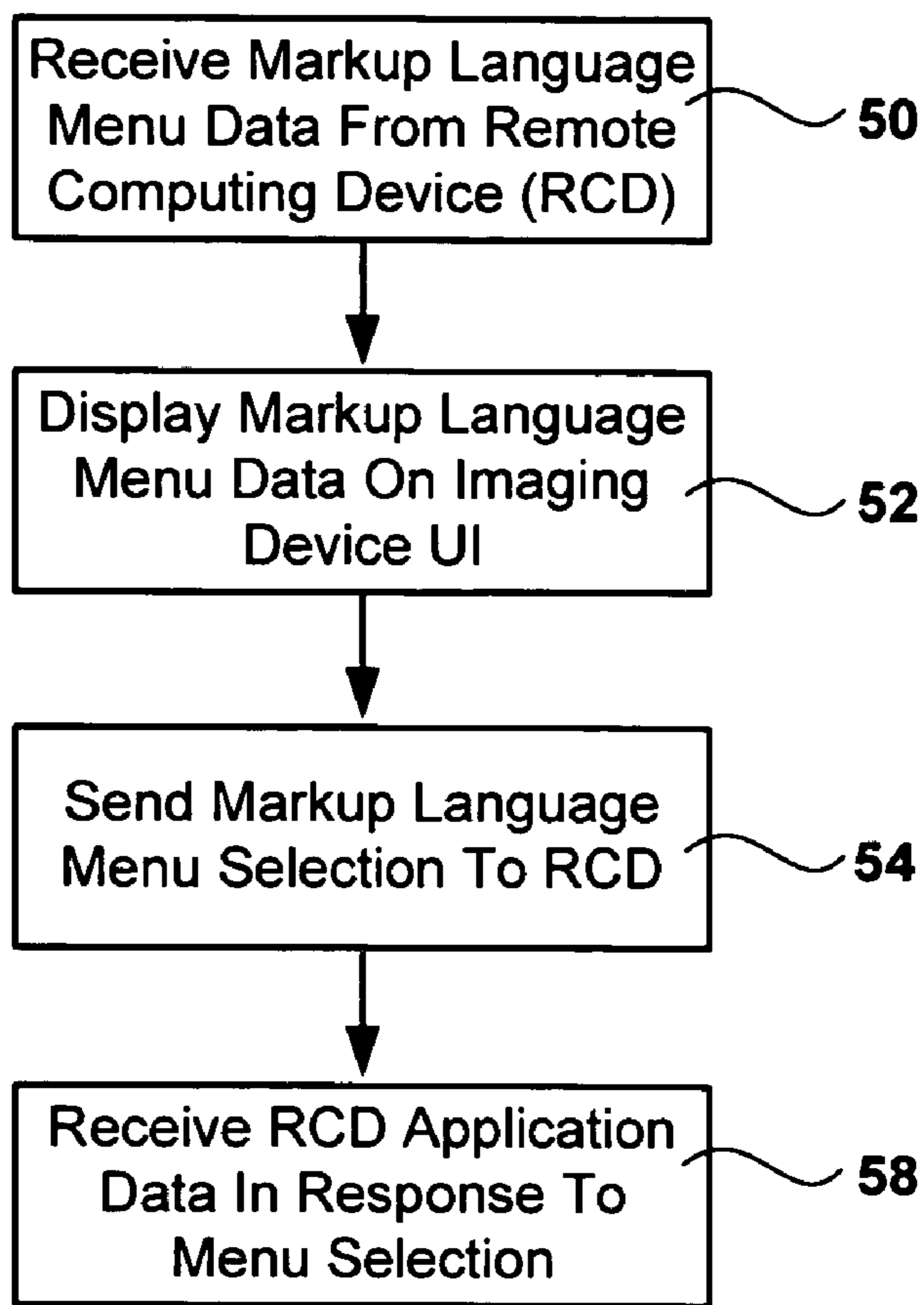


FIG. 5

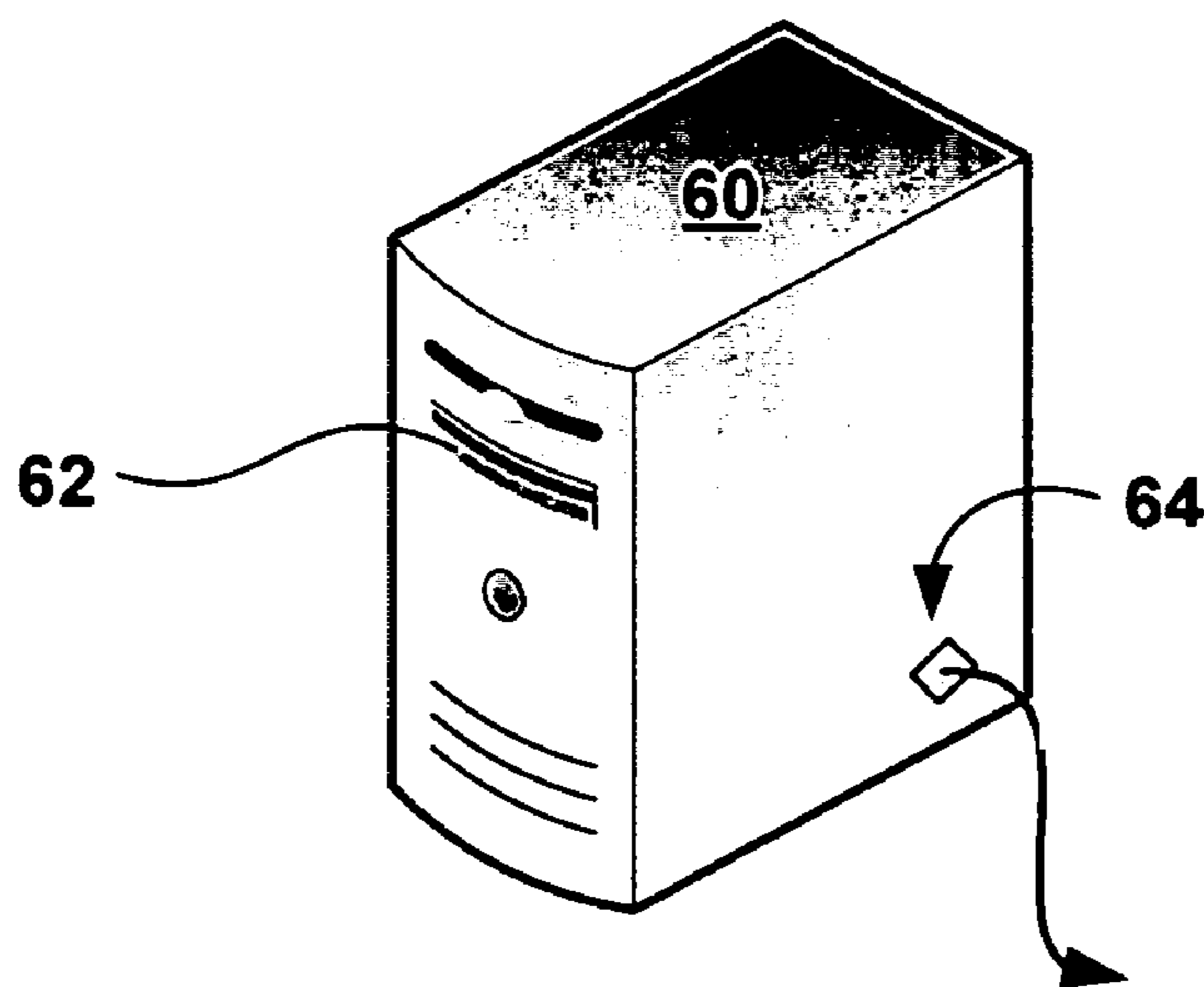


FIG. 6

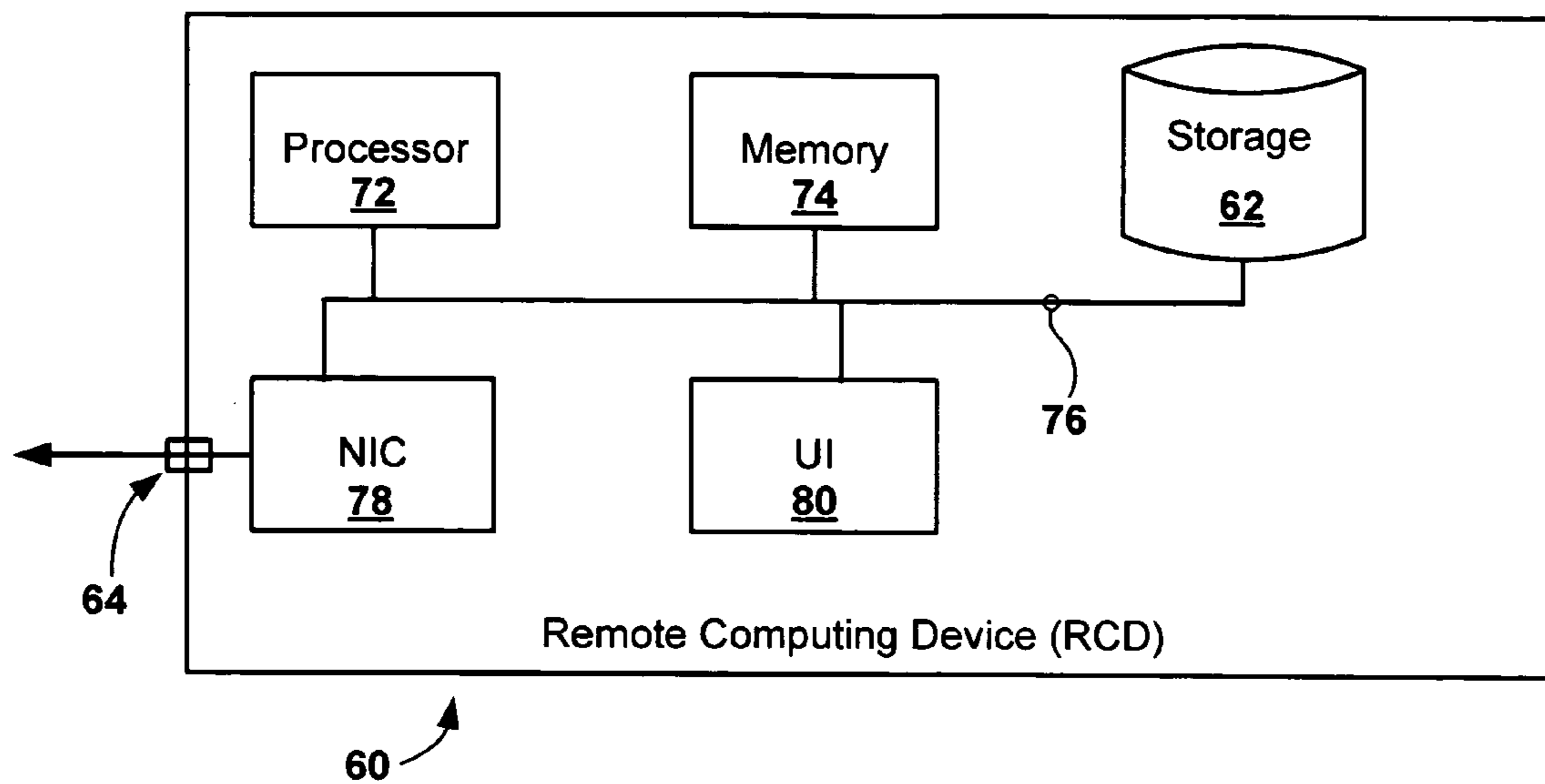


FIG. 7

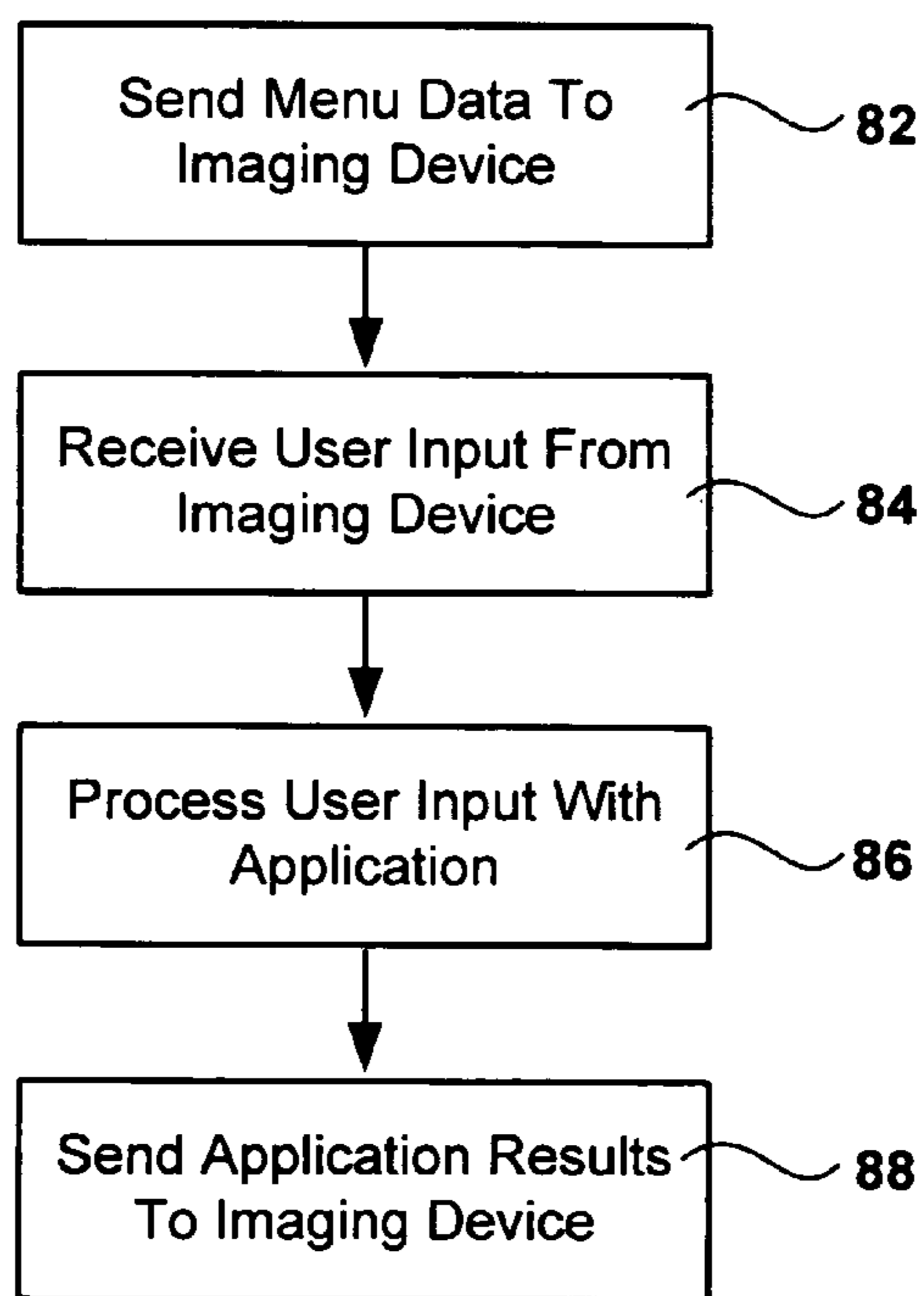


FIG. 8

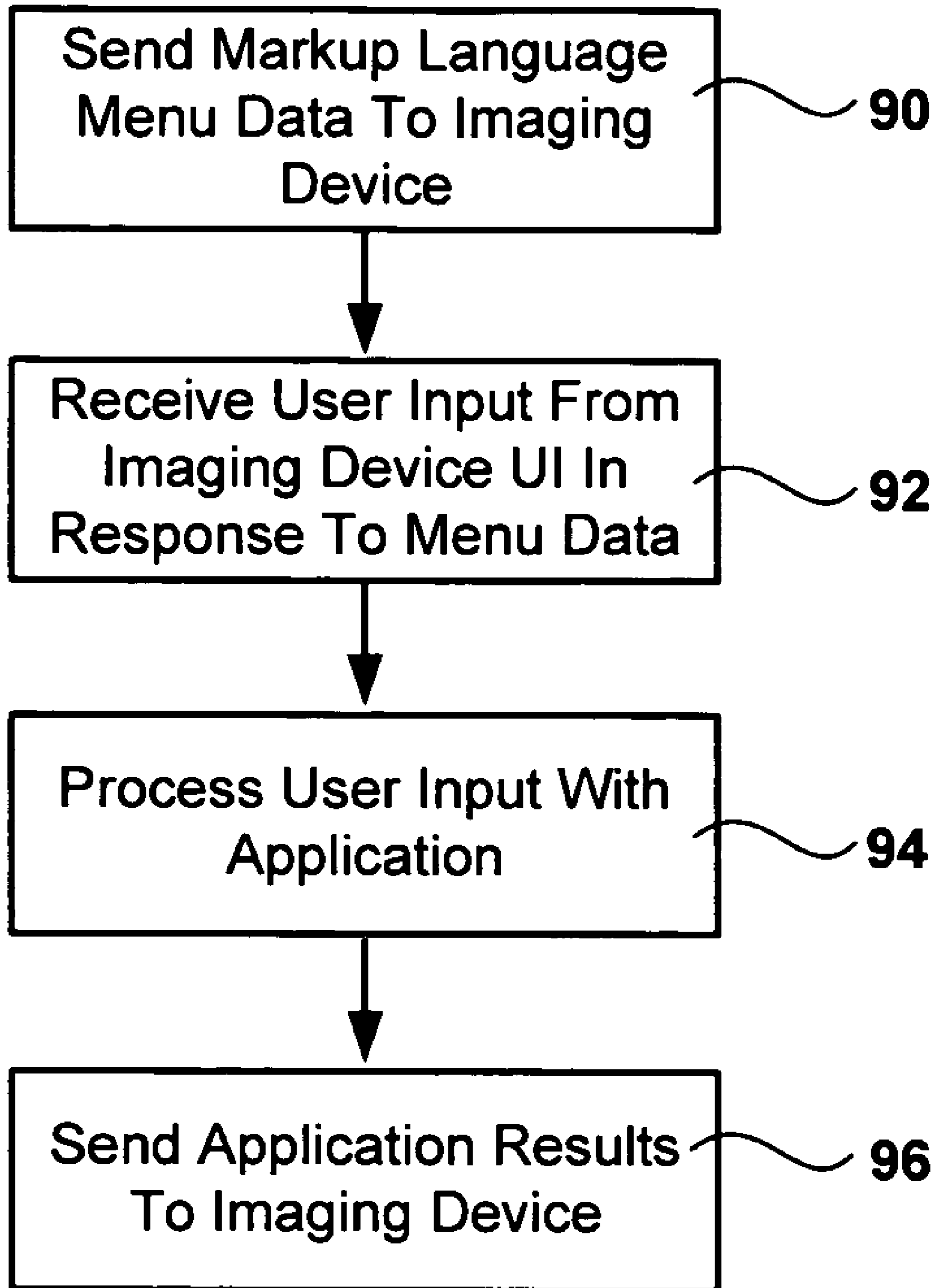


FIG. 9

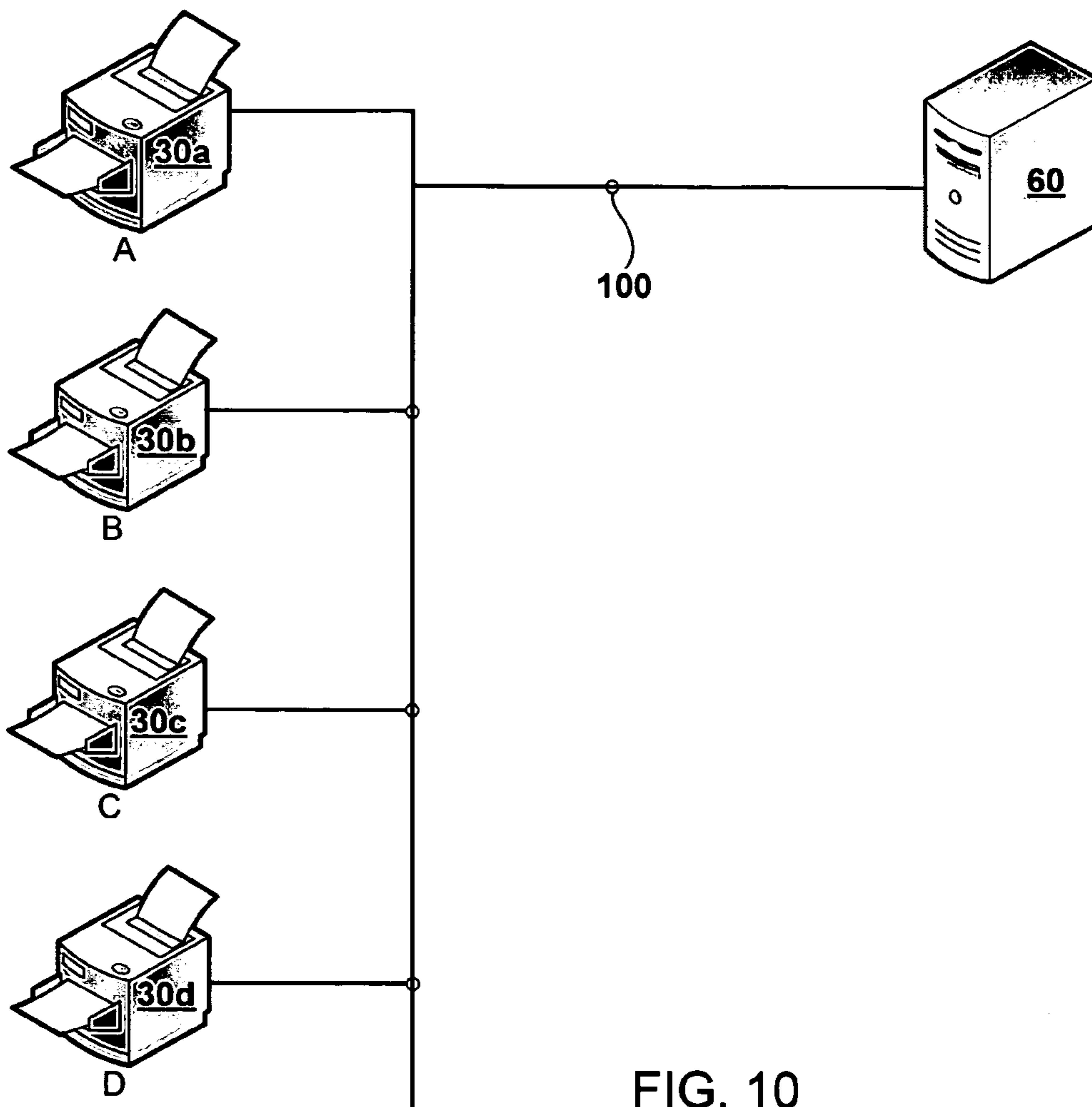


FIG. 10

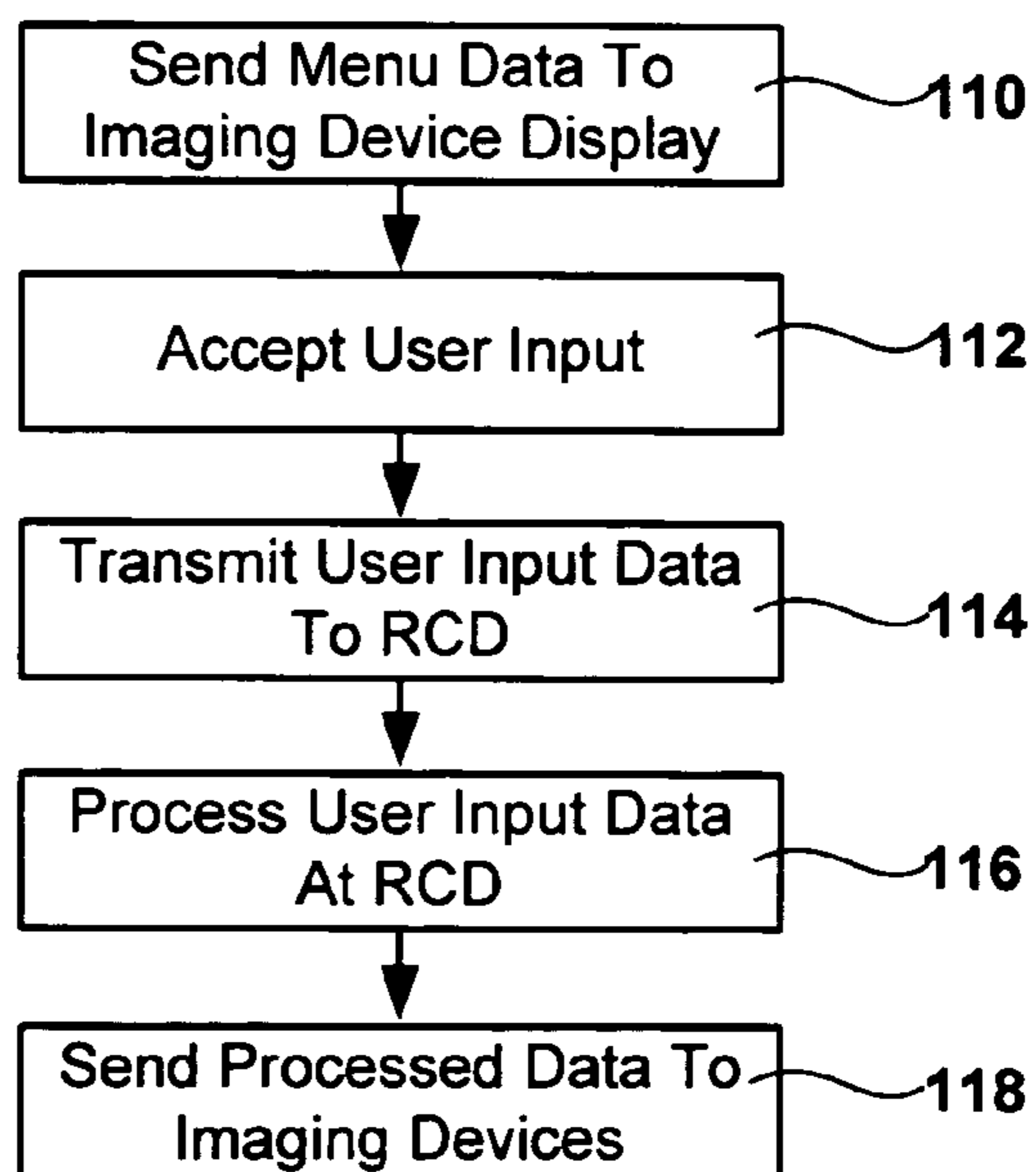


FIG. 11

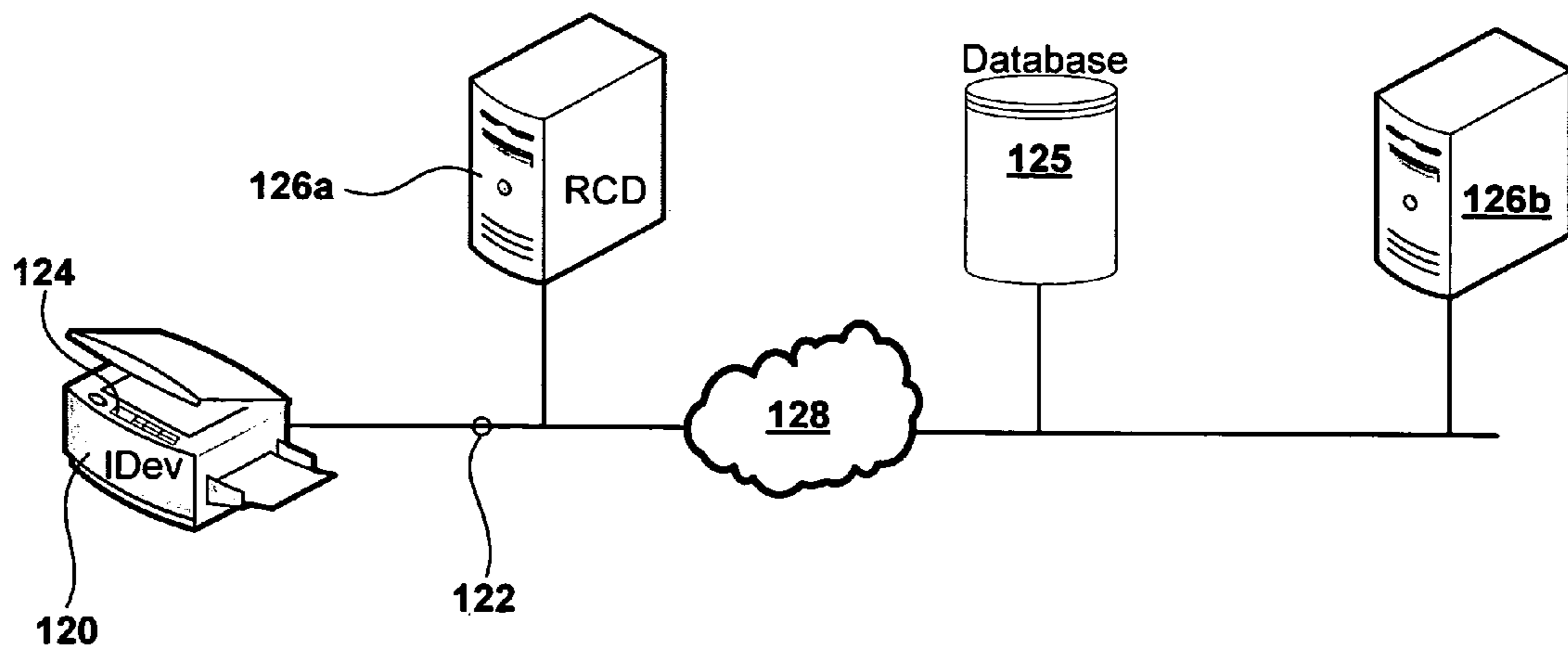


FIG. 12

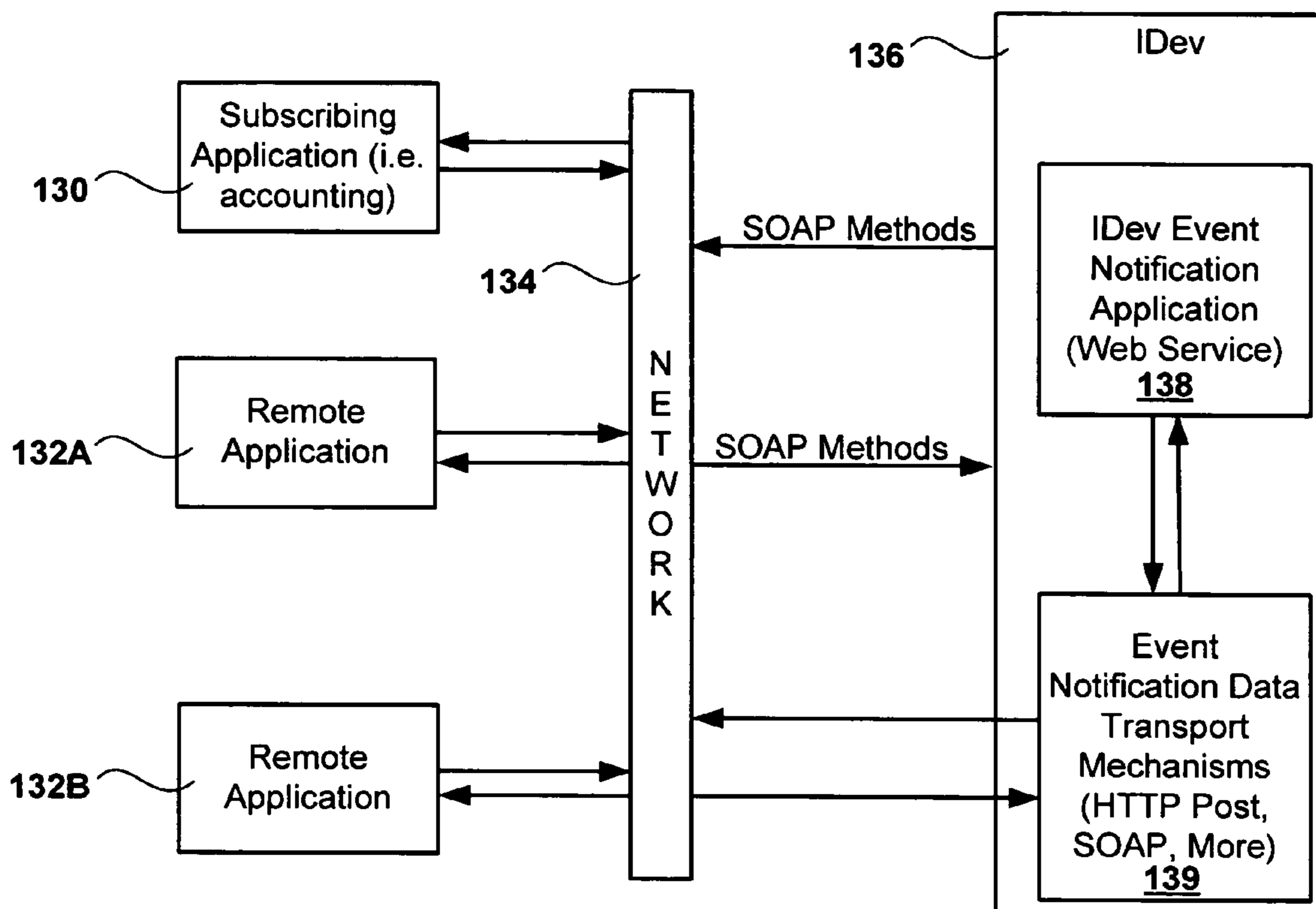


FIG. 13

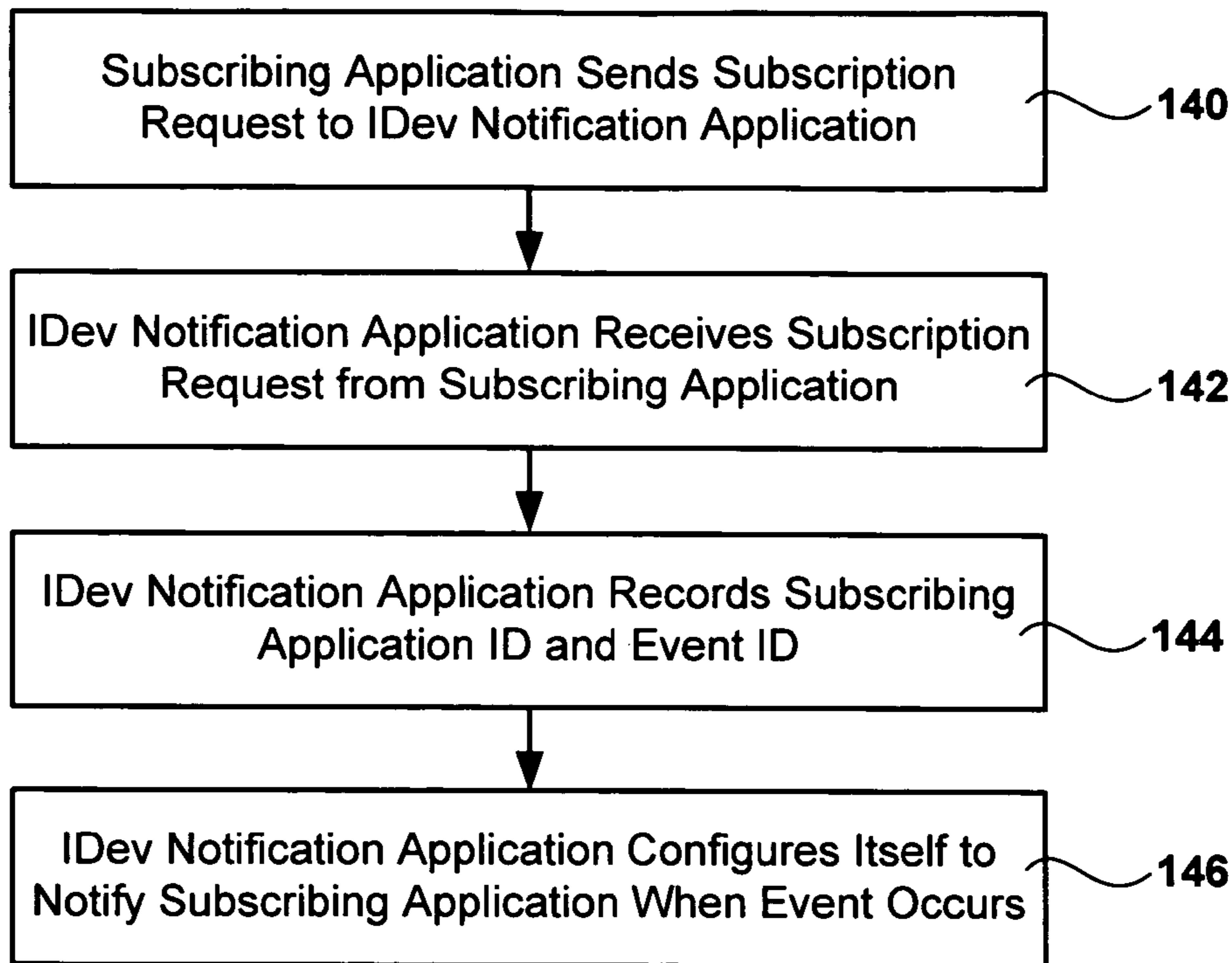


FIG. 14

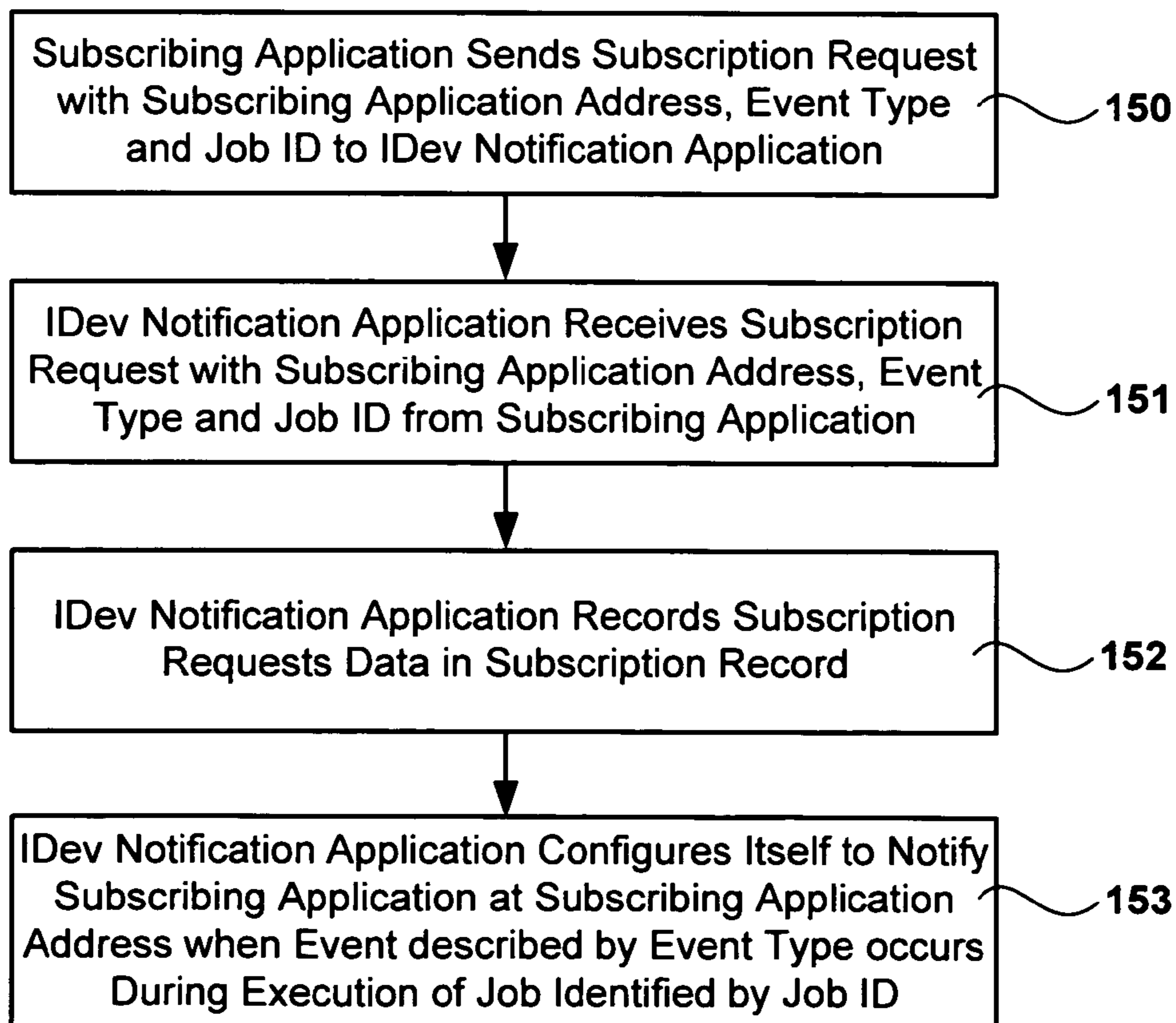


FIG. 15A

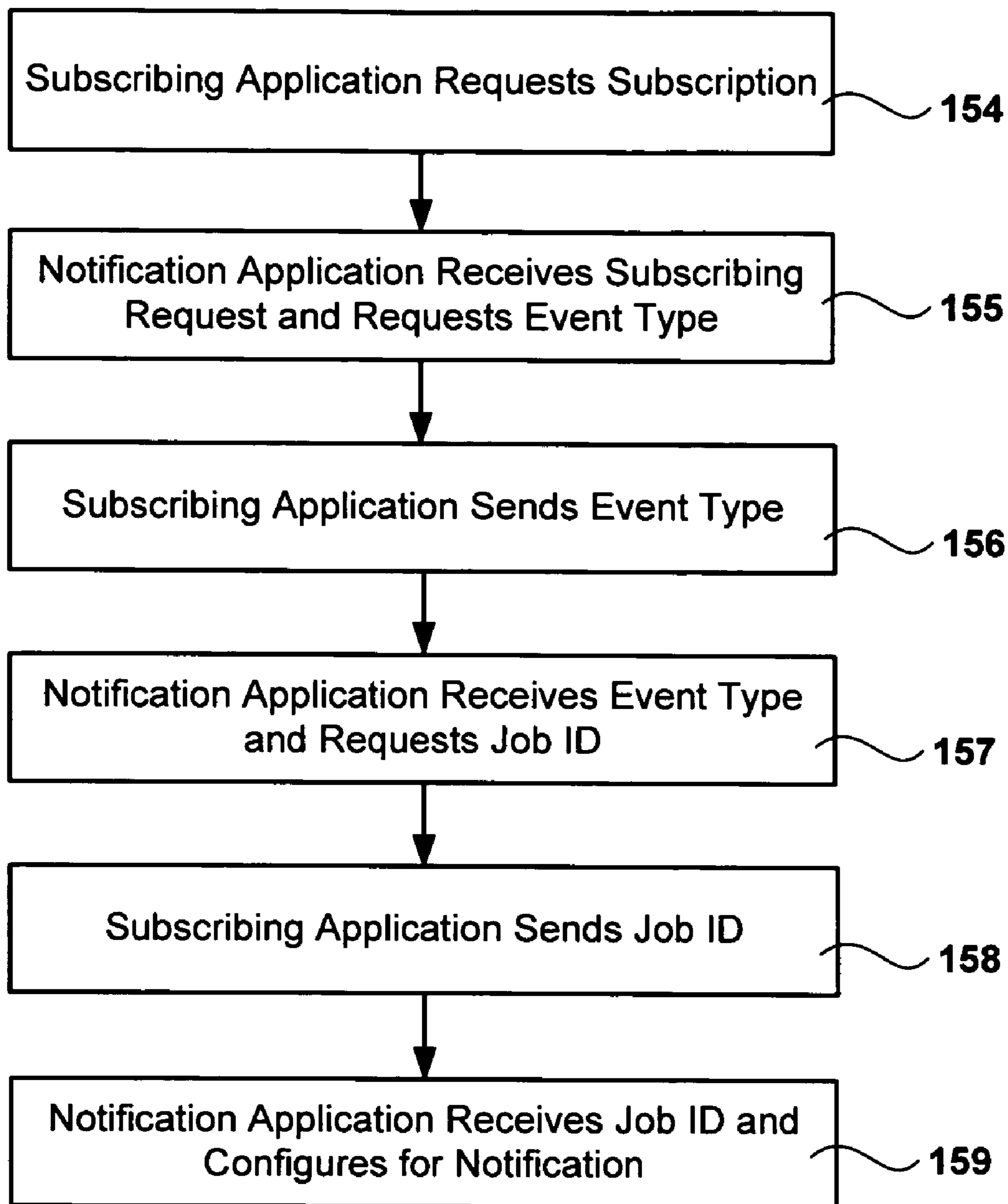


FIG. 15B

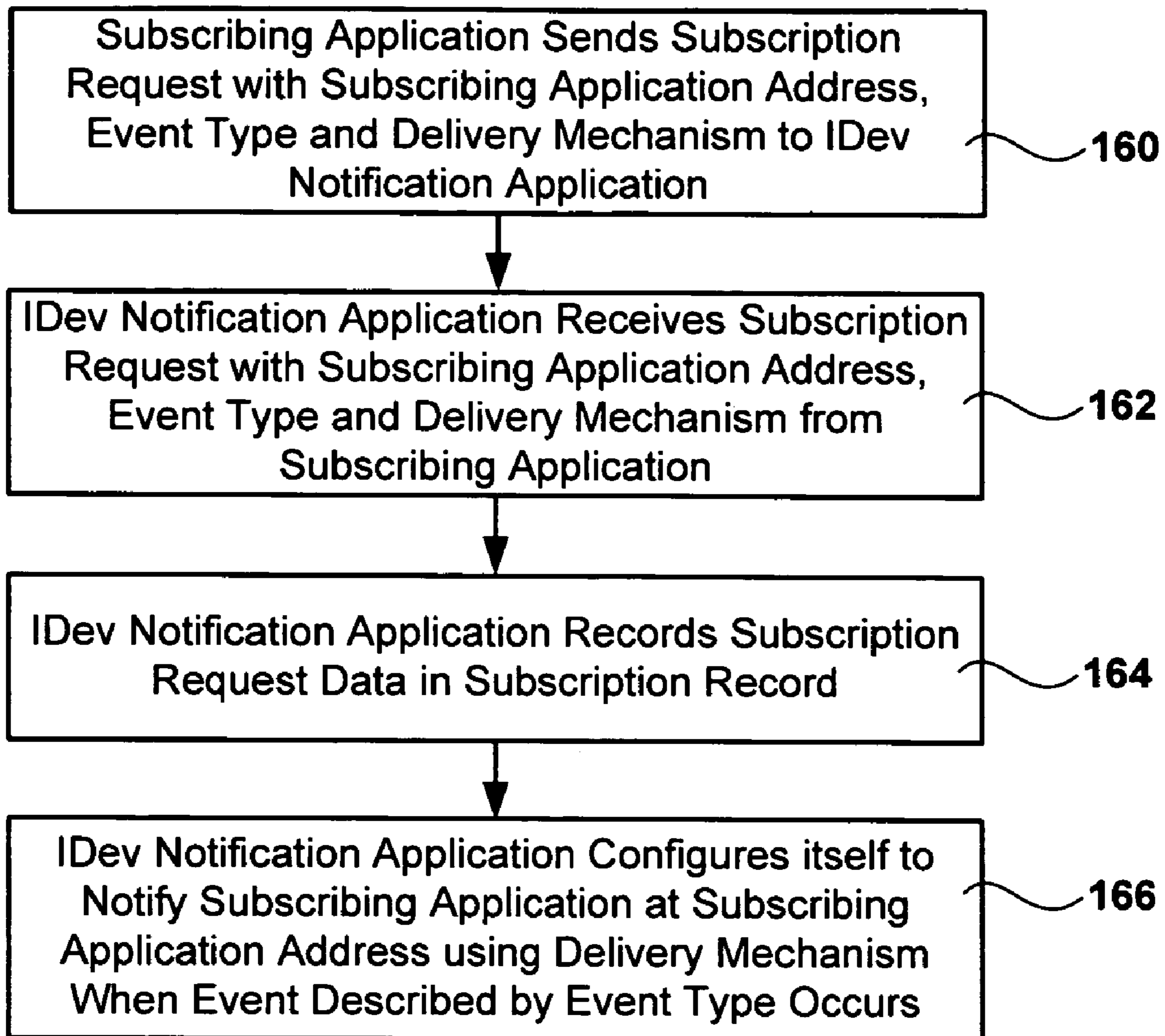


FIG. 16

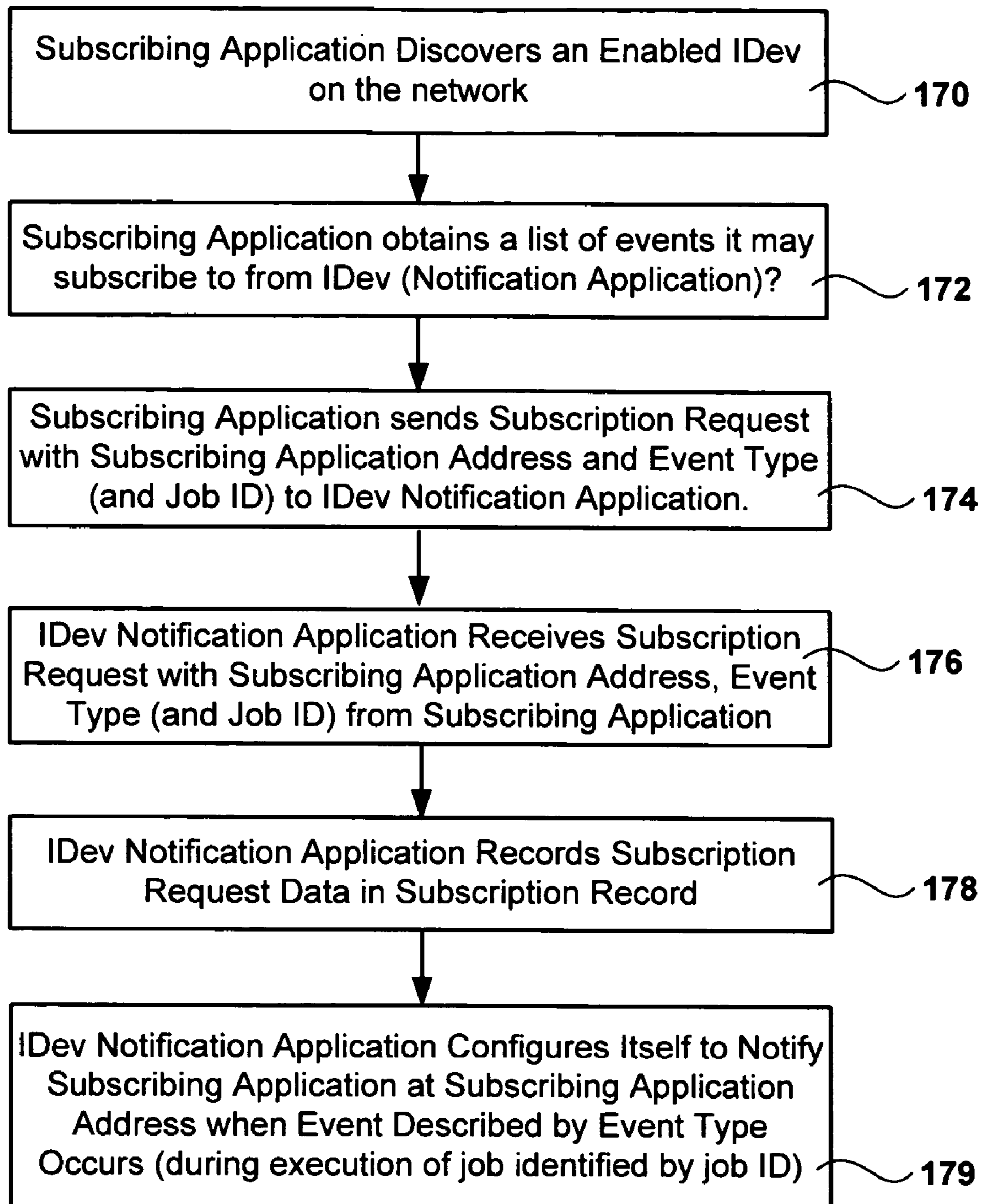


FIG. 17

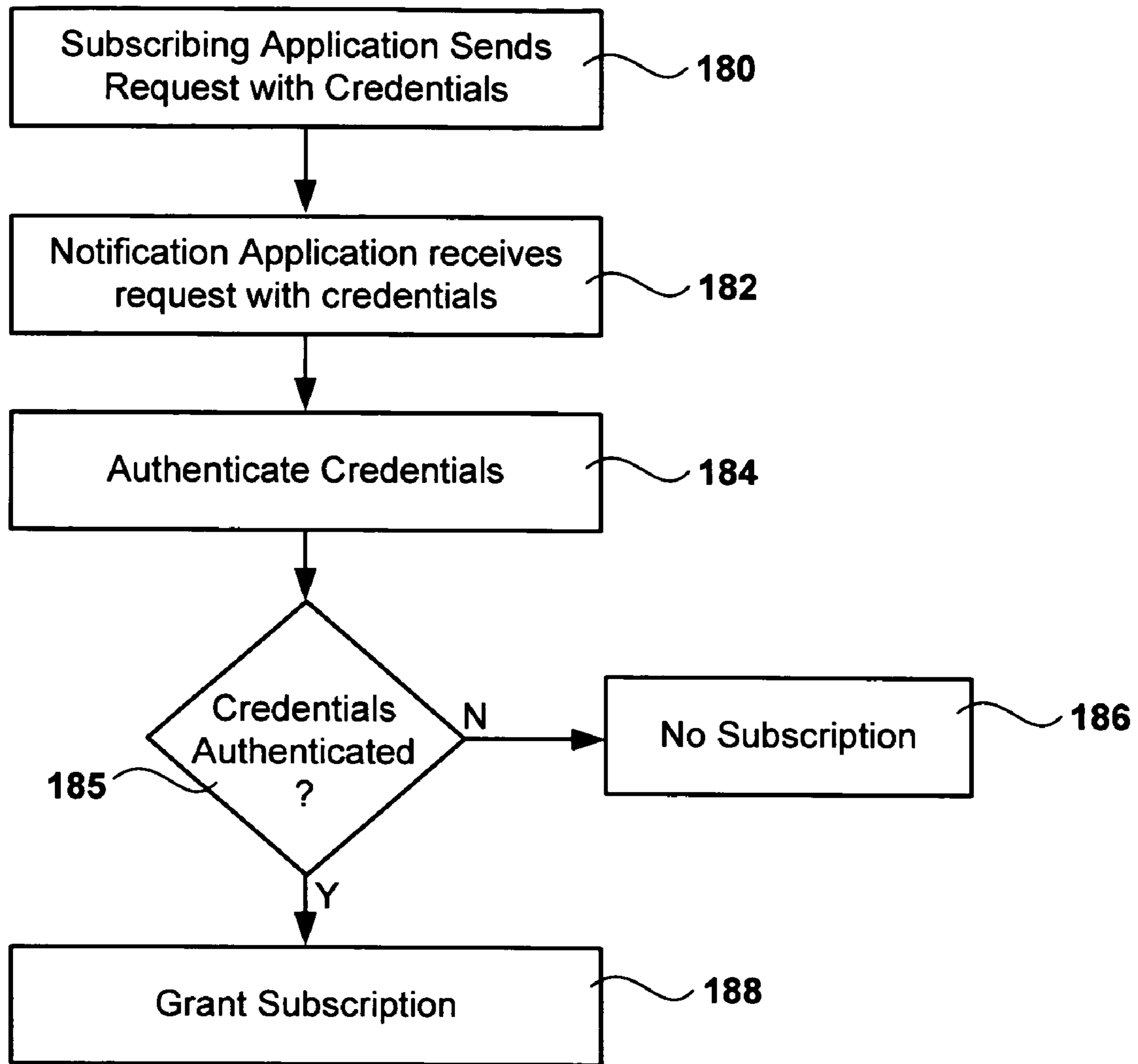


FIG. 18

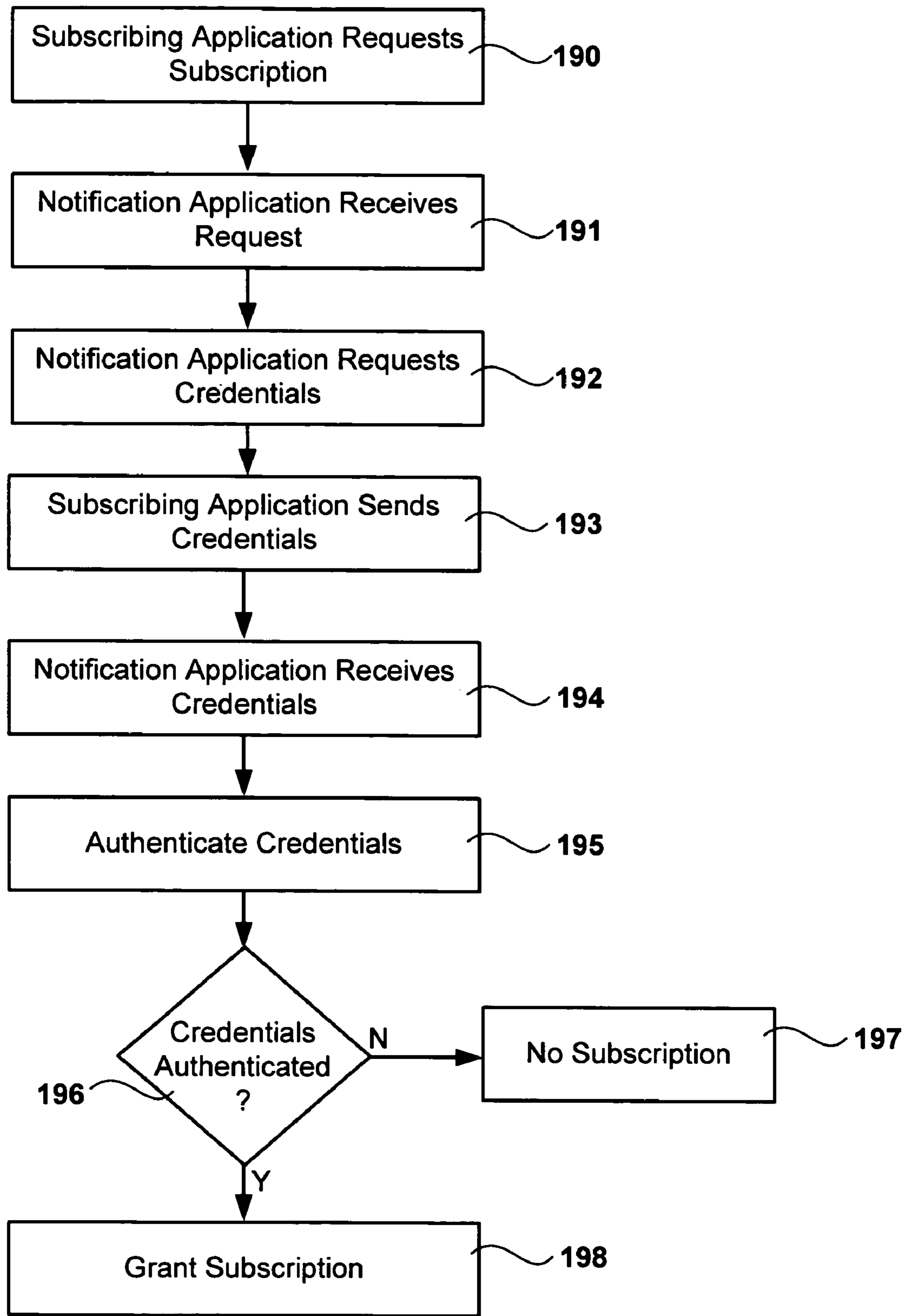


FIG. 19

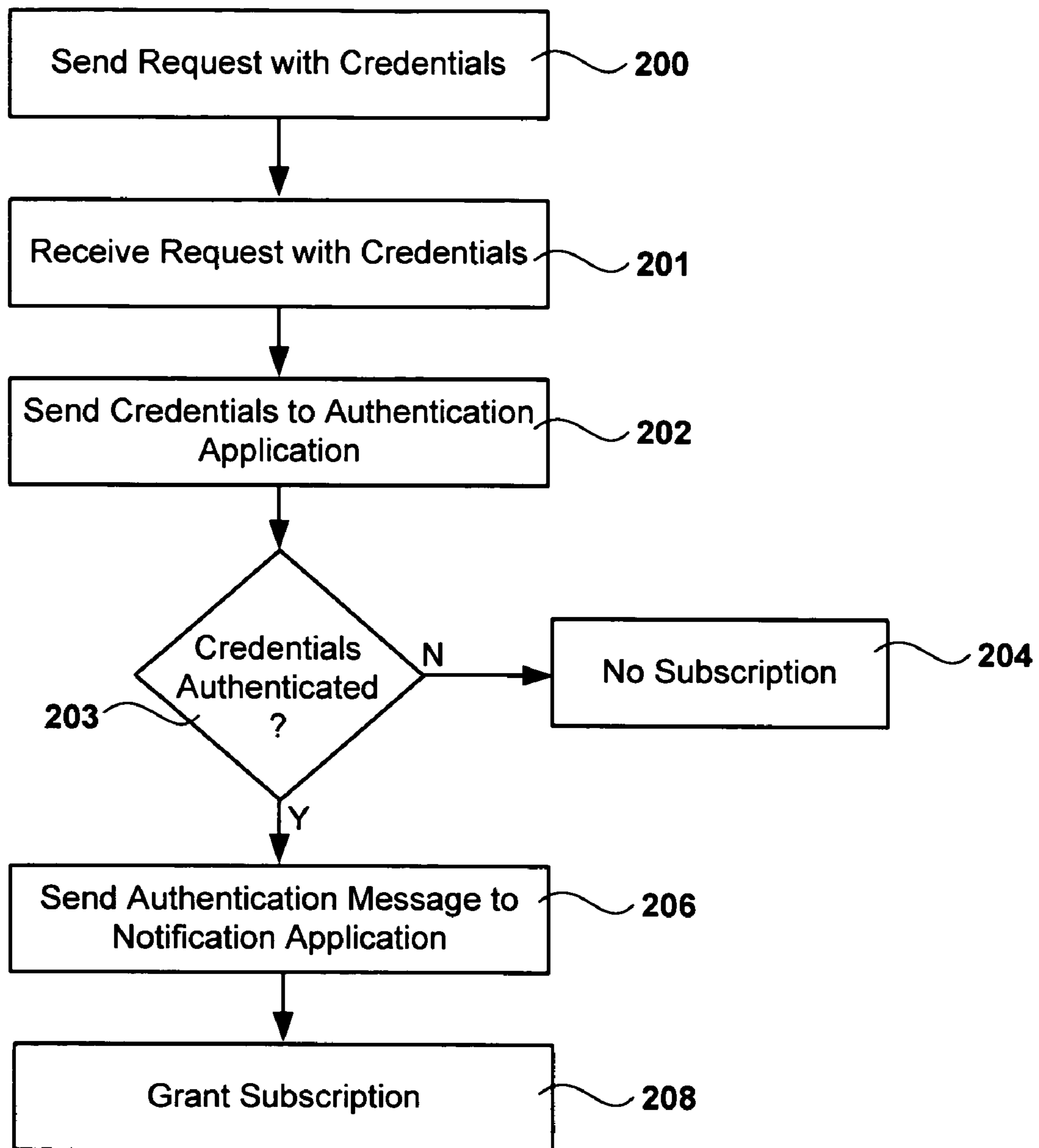


FIG. 20

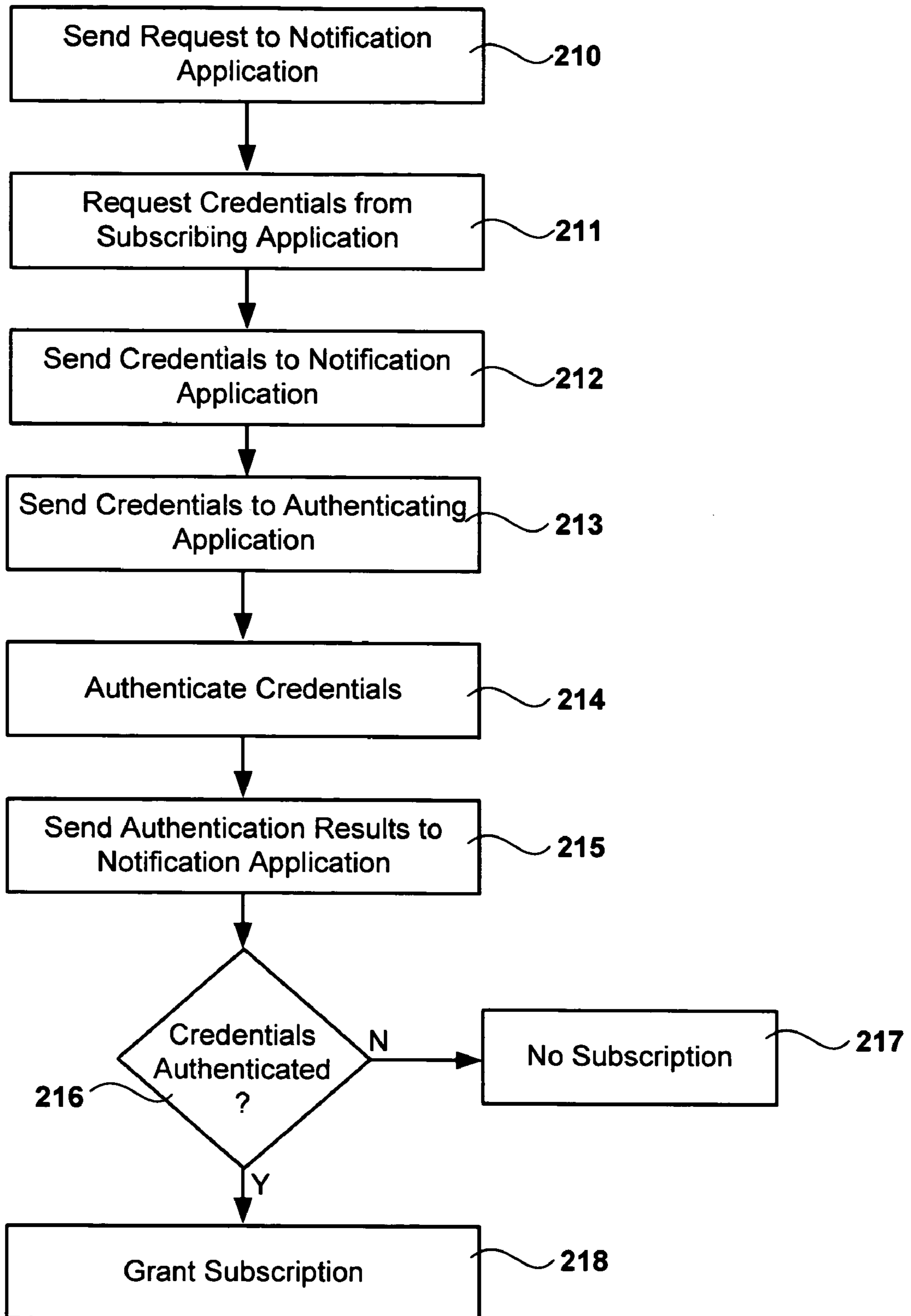


FIG. 21

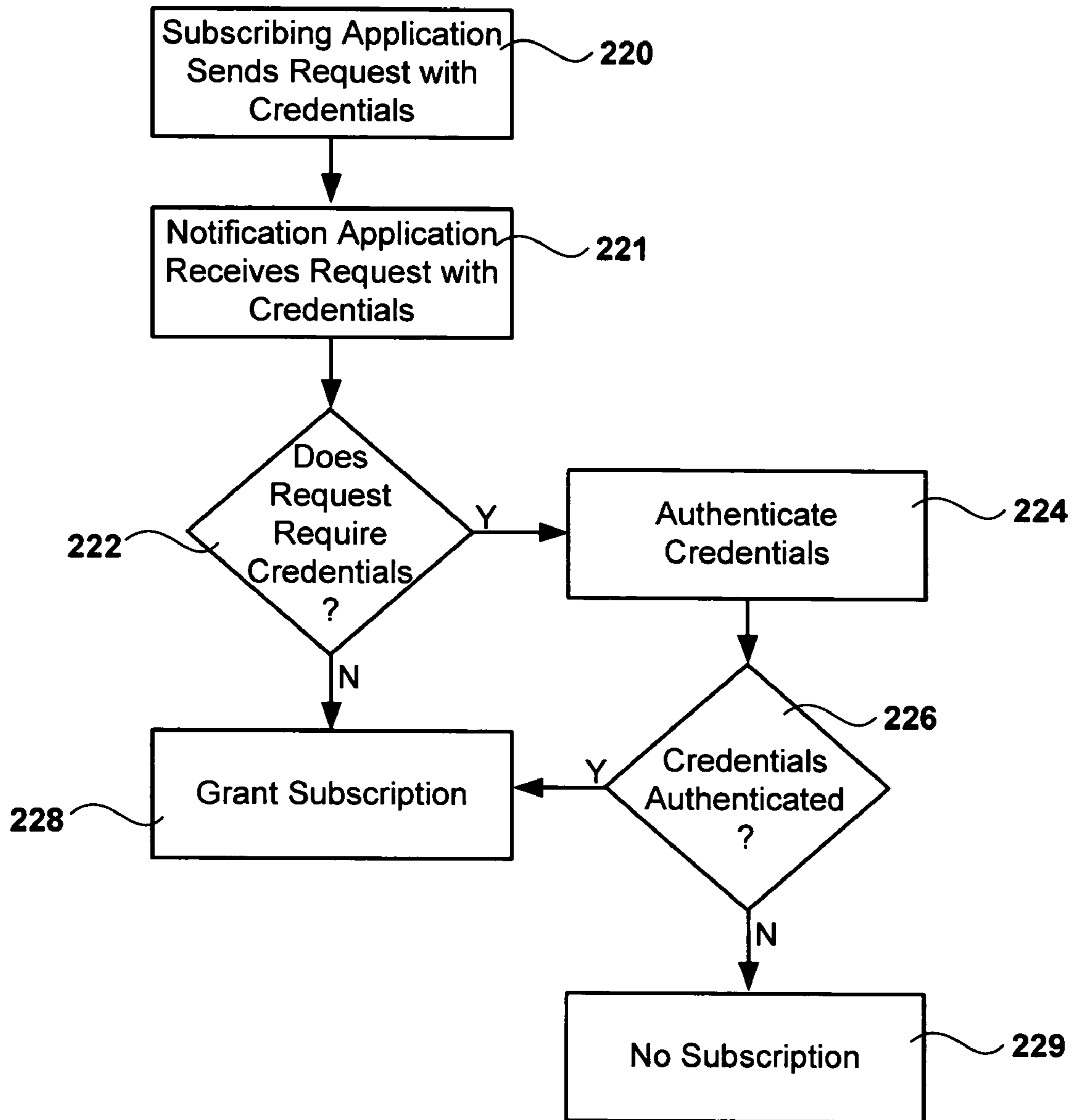


FIG. 22

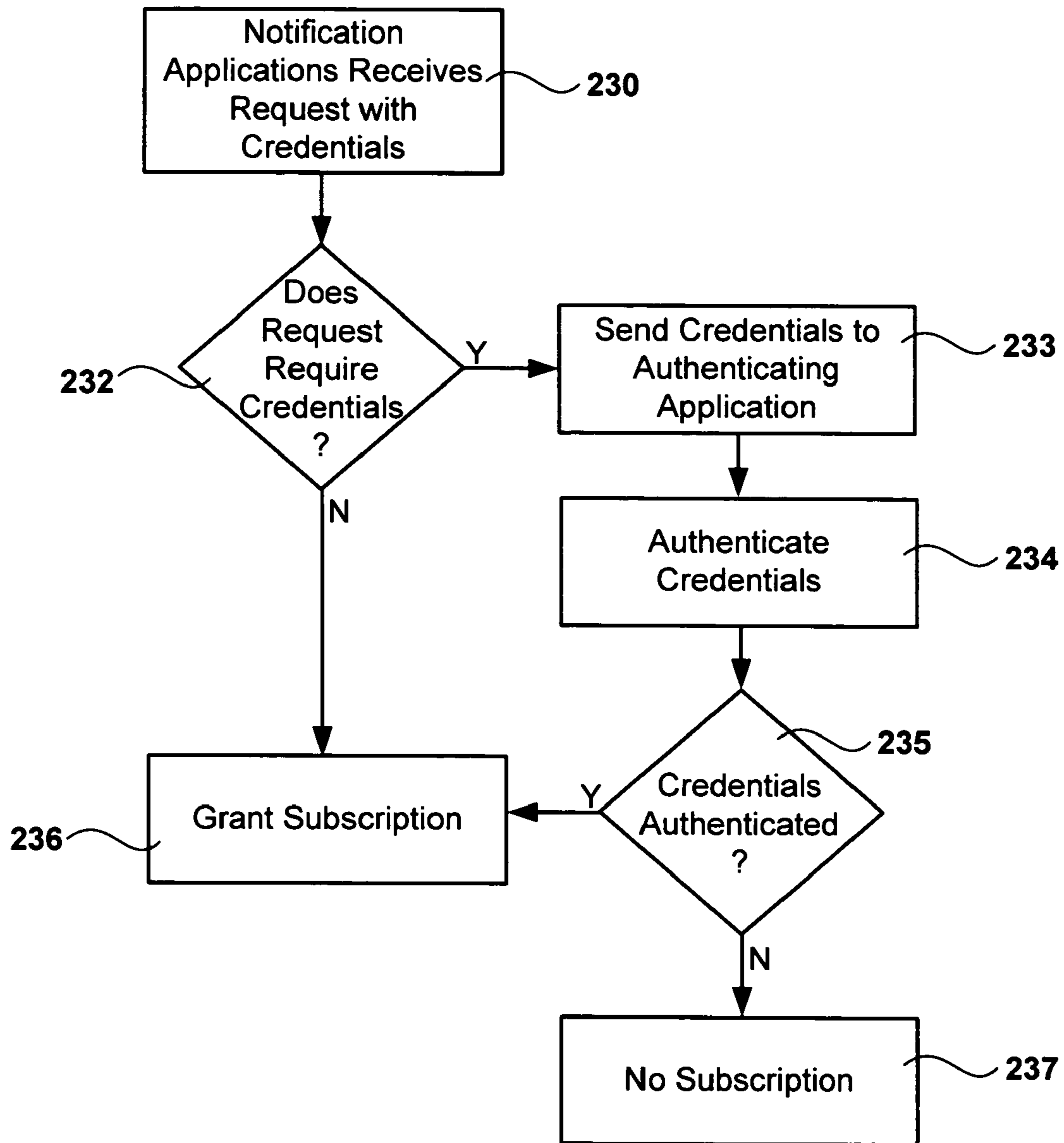


FIG. 23

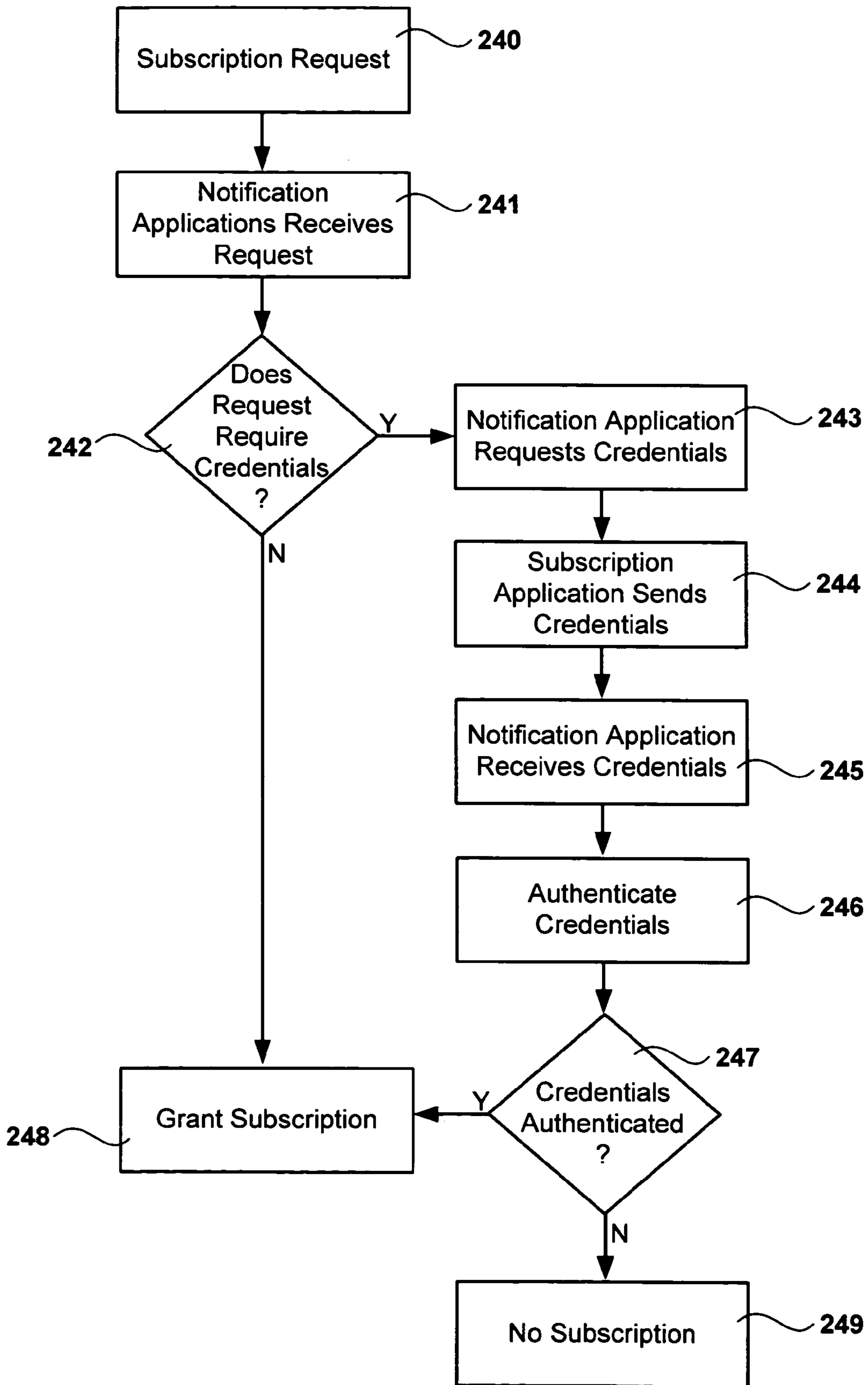


FIG. 24

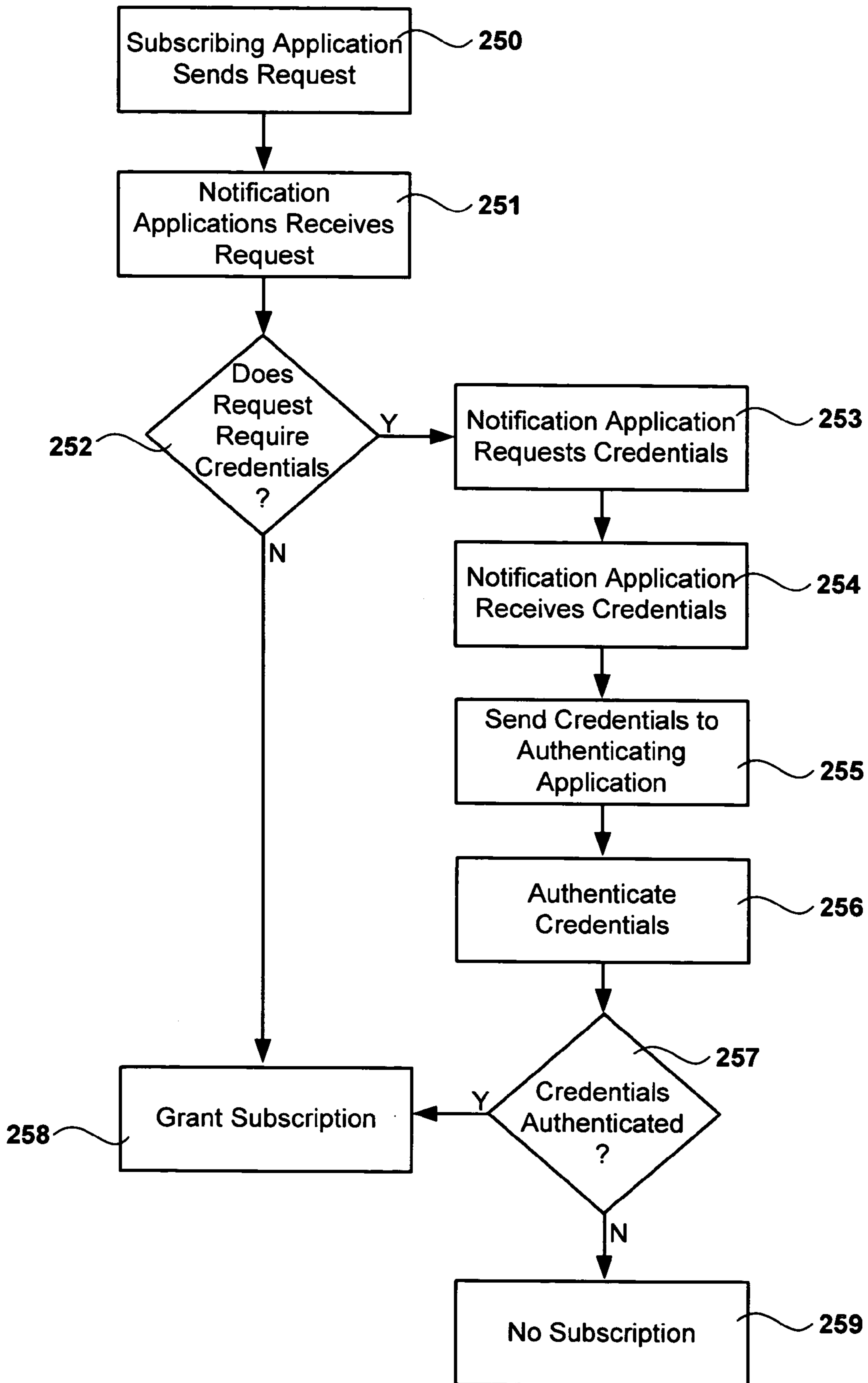


FIG. 25

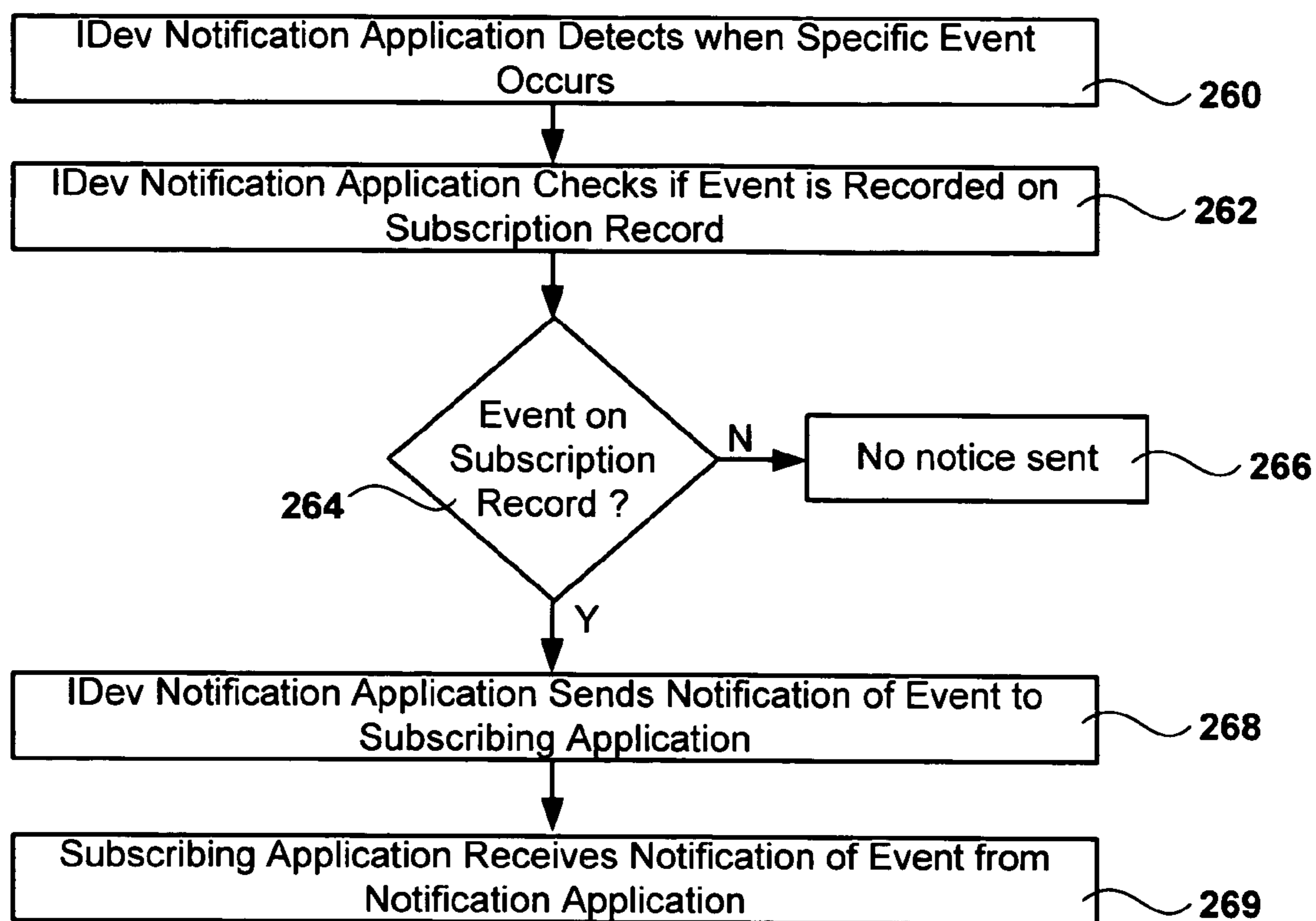


FIG. 26

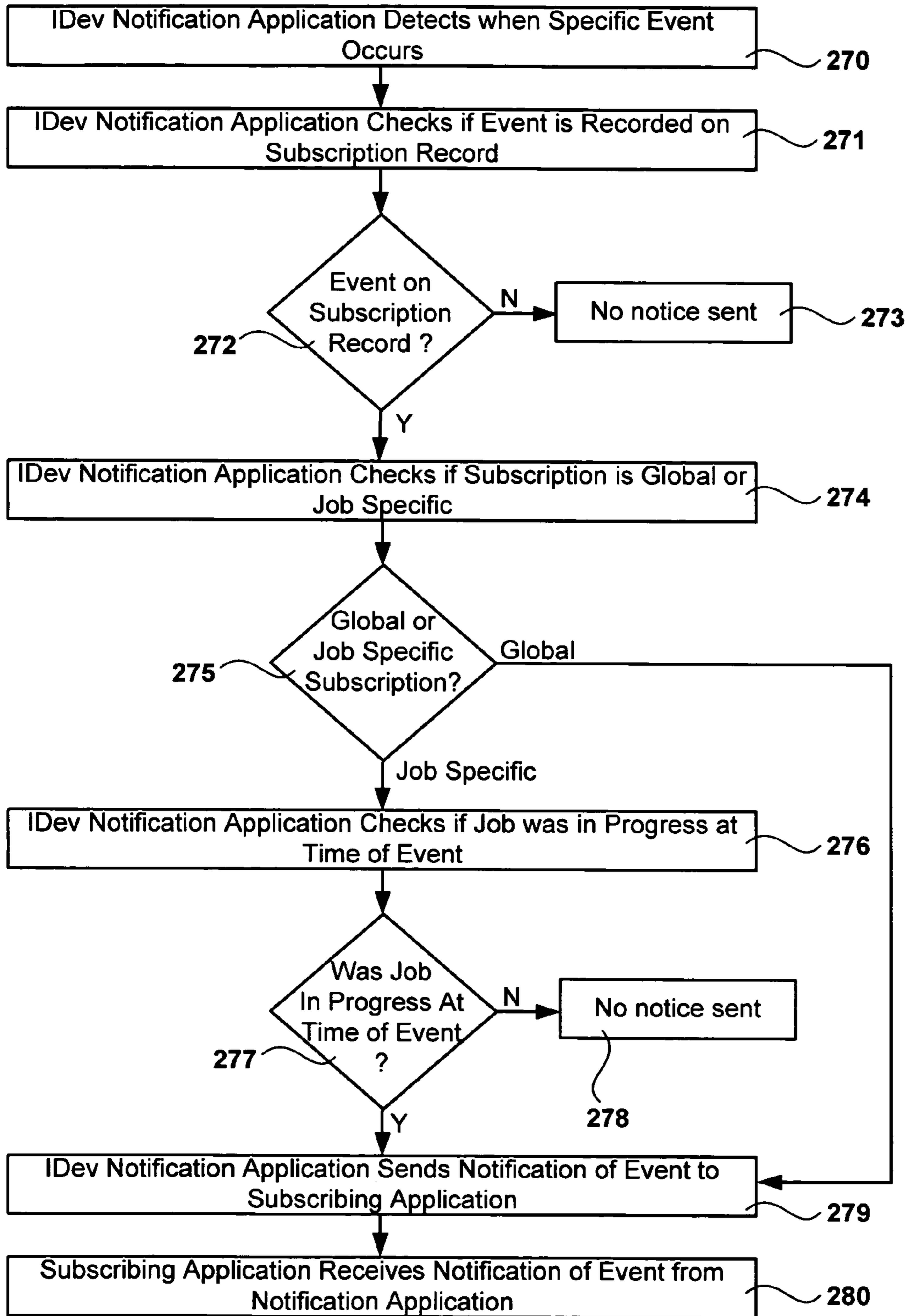


FIG. 27

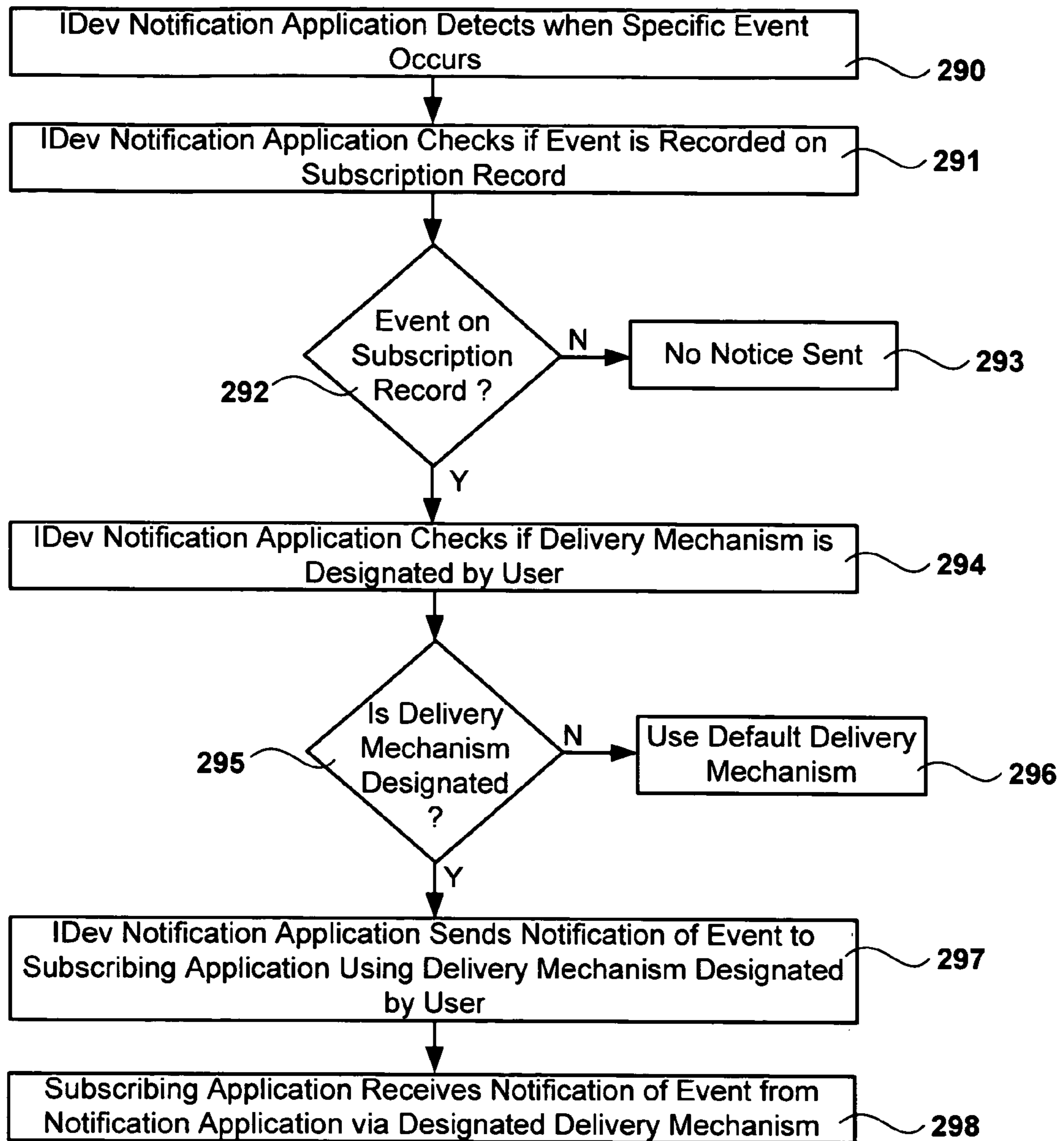


FIG. 28

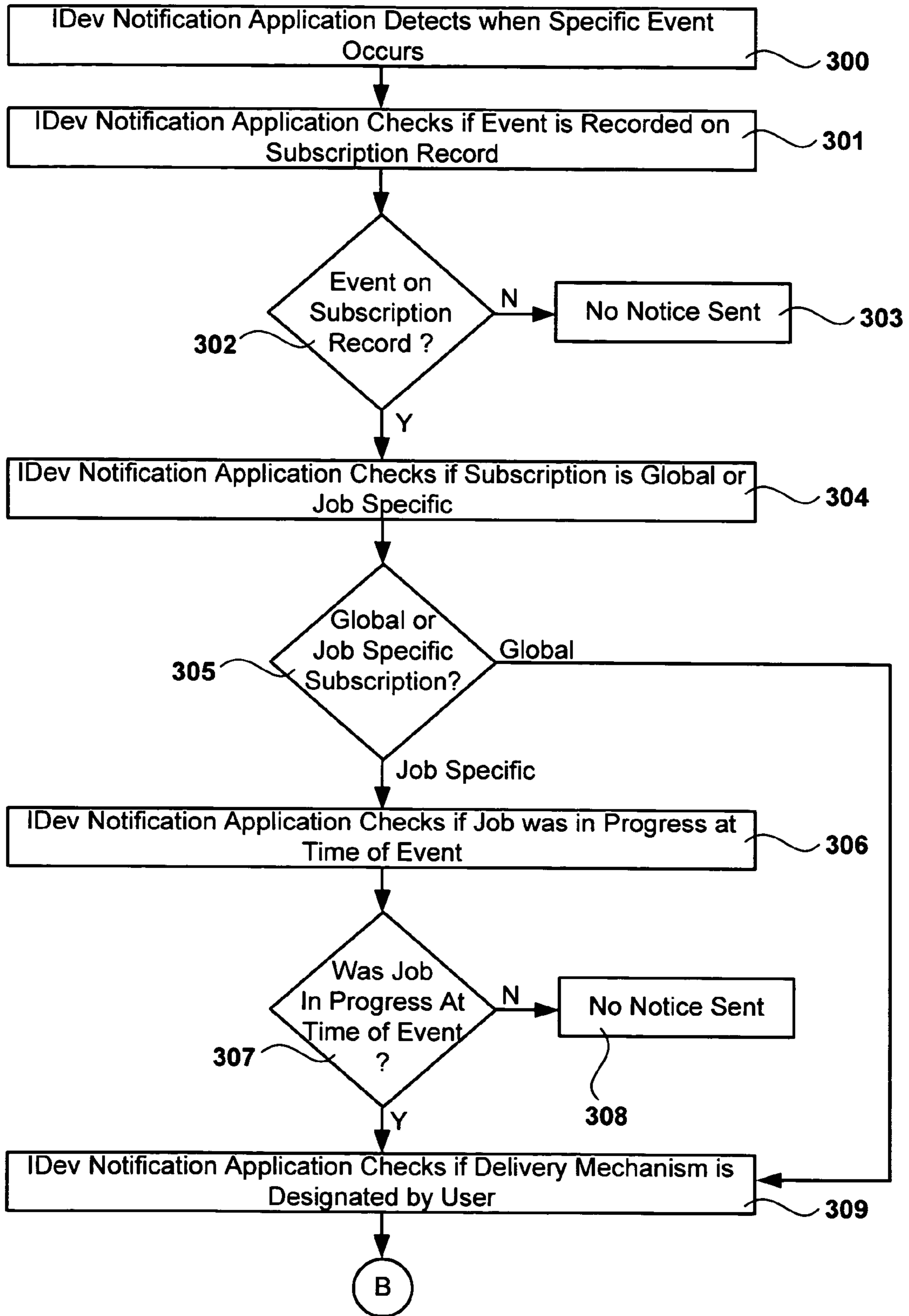


FIG. 29A

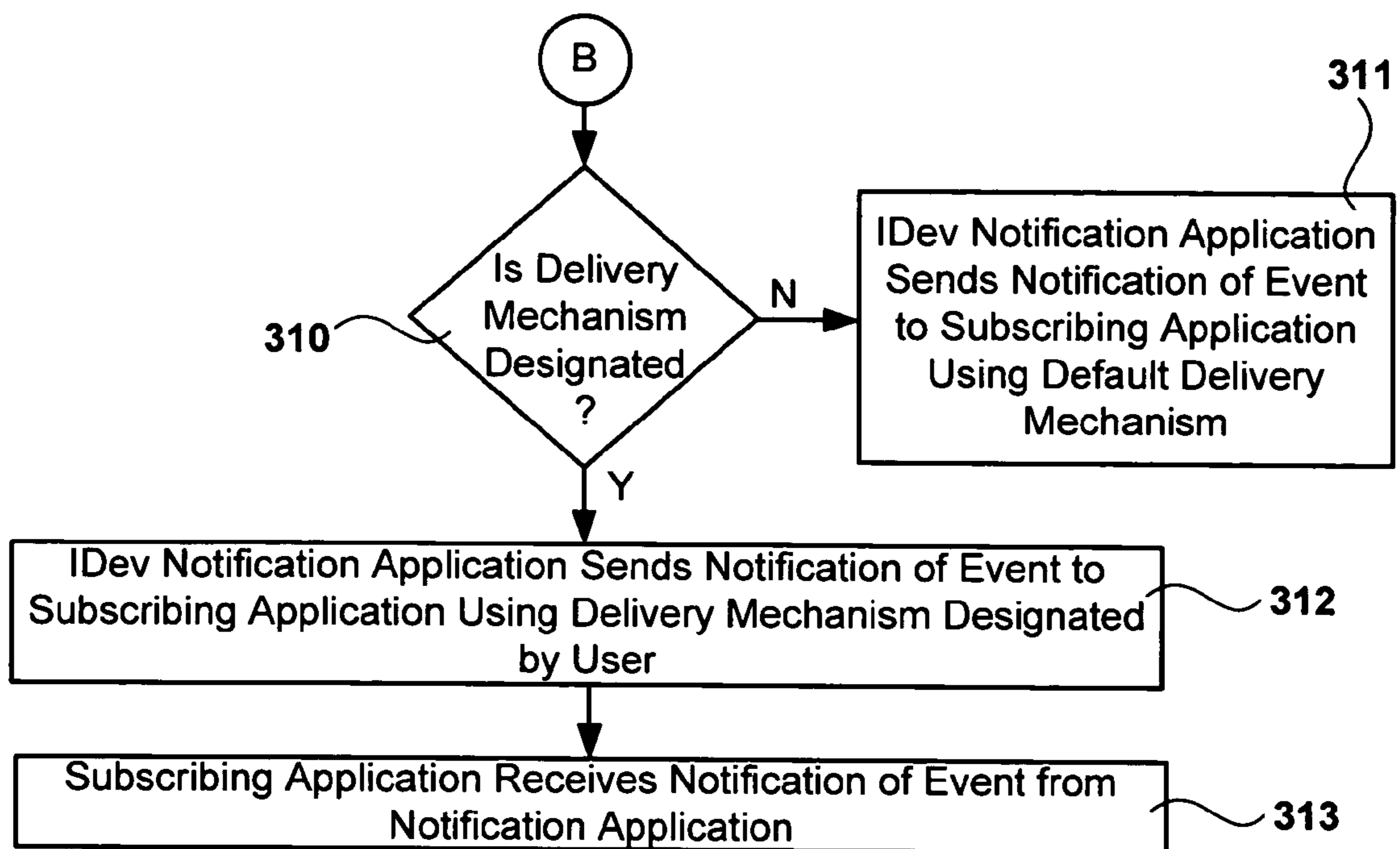


FIG. 29B

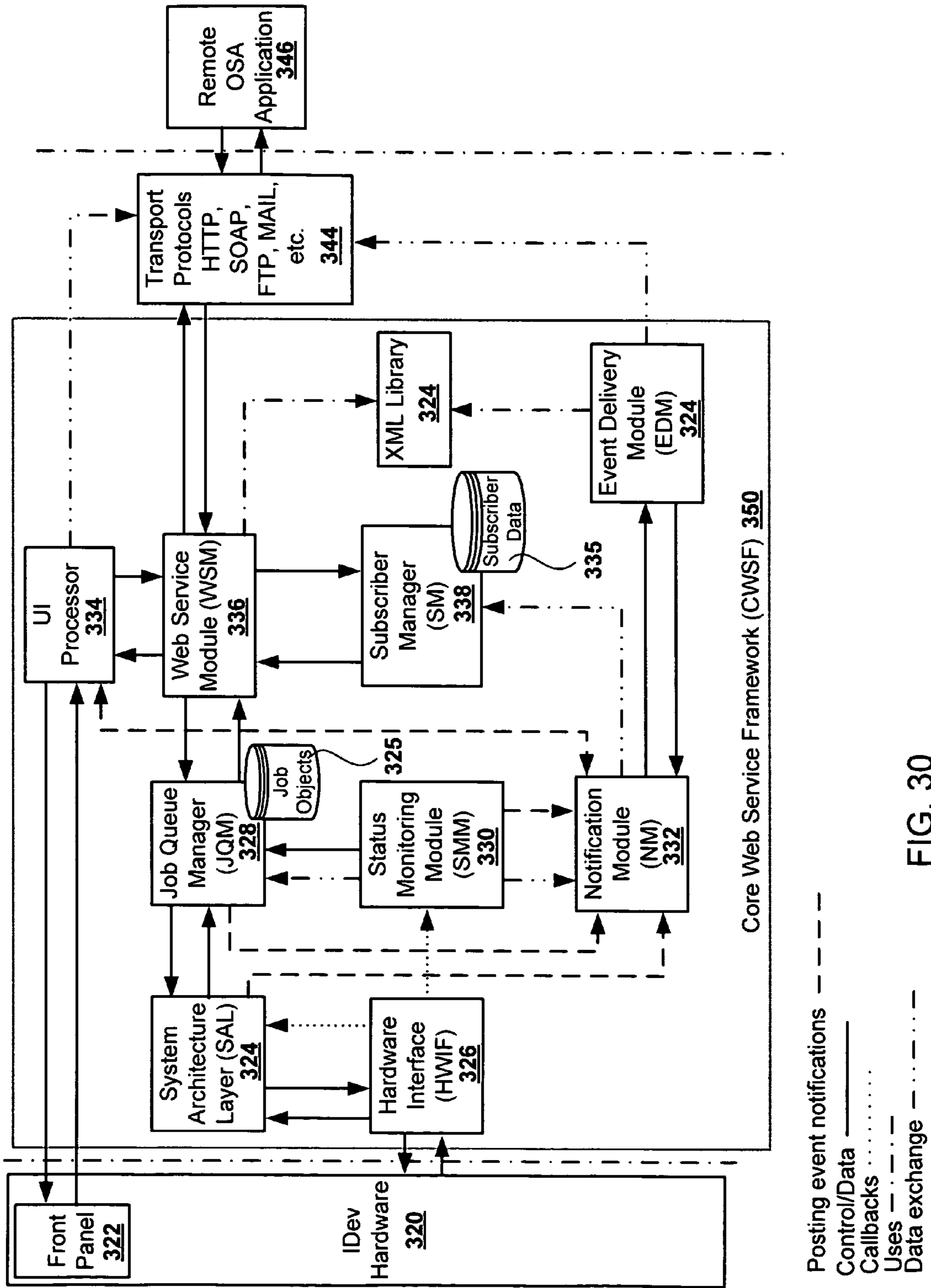


FIG. 30

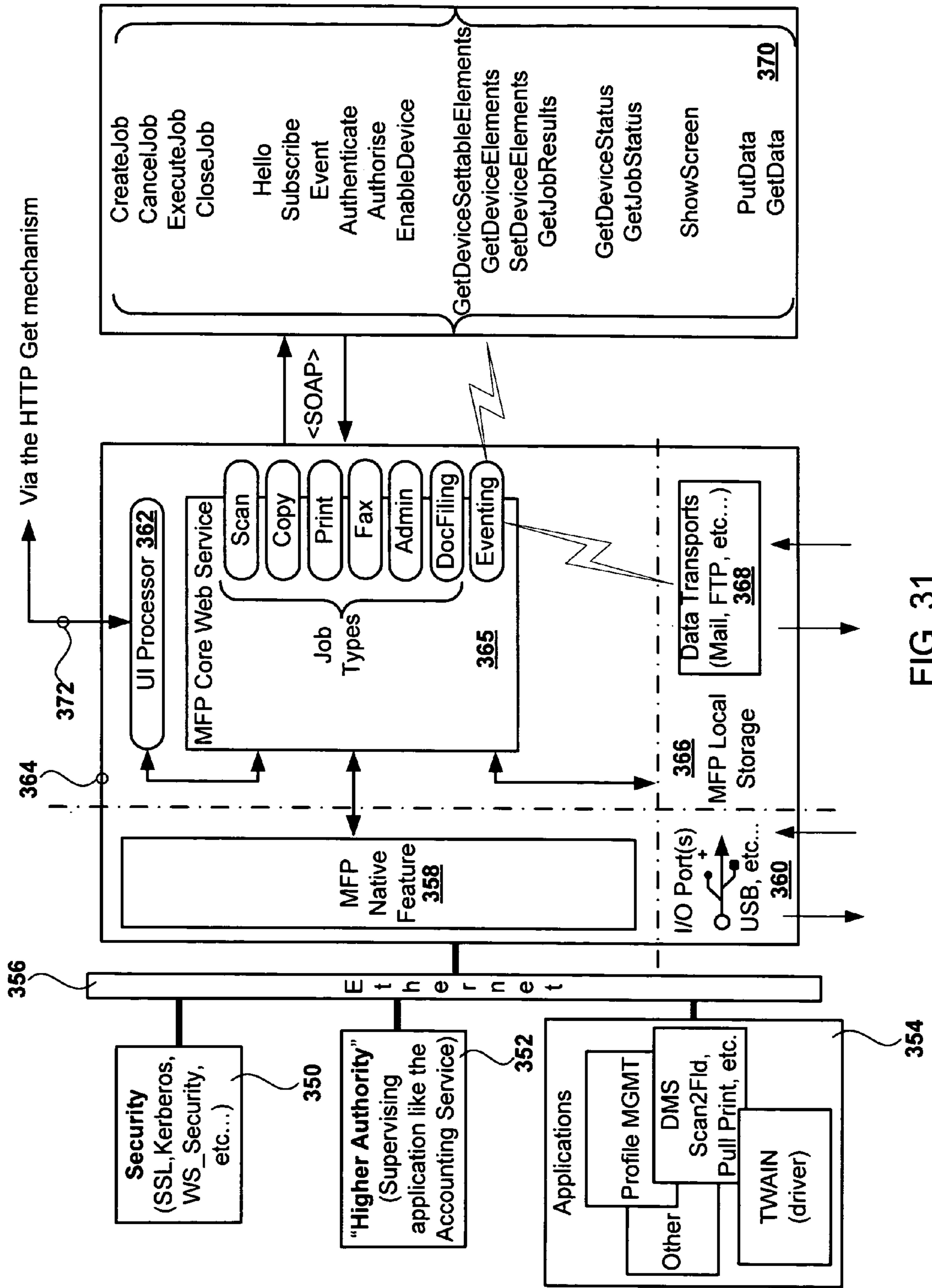


FIG. 31

1

METHODS AND SYSTEMS FOR ADMINISTRATING IMAGING DEVICE EVENT NOTIFICATION

RELATED REFERENCES

This application is a continuation-in-part of U.S. patent application Ser. No. 10/962,248, entitled "Methods and Systems for Imaging Device Remote Application Interaction," filed on Oct. 8, 2004; this application is also a continuation-in-part of U.S. patent application Ser. No. 10/961,793, entitled "Methods and Systems for Imaging Device Remote Form Management," filed on Oct. 8, 2004; this application is also a continuation-in-part of U.S. patent application Ser. No. 10/961,911, entitled "Methods and Systems for Imaging Device Remote Location Functions," filed on Oct. 8, 2004; this application is also a continuation-in-part of U.S. patent application Ser. No. 10/961,594, entitled "Methods and Systems for Imaging Device Remote document Management," filed on Oct. 8, 2004; and this application is also a continuation-in-part of U.S. patent application Ser. No. 10/962,103, entitled "Methods and Systems for Imaging Device Document Translation," filed on Oct. 8, 2004; this application also claims the benefit of U.S. Provisional Patent Application No. 60/704,066, entitled "Methods and Systems for Imaging Device Applications," filed Jul. 28, 2005.

FIELD OF THE INVENTION

Embodiments of the present invention comprise methods and systems for imaging device event notification.

BACKGROUND OF THE INVENTION

Imaging devices such as printers, copiers, scanners and fax machines can have a wide array of functions and capabilities to fit specific uses or combinations of uses. Imaging devices often take the form of a multi-function peripheral device (MFP) that combines the functions of two or more of the traditionally separated imaging devices. An MFP may combine any number of imaging devices, but typically comprises the functions of a printer, scanner, copier and fax machine.

Some imaging devices may contain computing resources for data storage and processing such as processors, hard disk drives, memory and other devices. As imaging devices add more features and functions, they become more costly and complex.

More complex imaging devices and MFPs may comprise network connectivity to provide communication with other computing devices, such as personal computers, other imaging devices, network servers and other apparatus. This connectivity allows the imaging device to utilize off-board resources that are available on a connected network.

Imaging devices typically have a user input panel with an array of buttons, knobs and other user input devices. Some devices also have a display panel, which can be for display only or can be a touch panel display that enables user input directly on the display.

Devices with touch panel displays or displays with buttons arranged in cooperation with the display can display menu data that may be selected by user input. This menu data is typically driven by an on-board server module within the imaging device.

BRIEF SUMMARY OF THE INVENTION

Embodiments of the present invention comprise systems, methods and devices for interacting with a remote computing

2

device from an imaging device. These embodiments comprise remote computing devices configured to communicate with imaging devices, imaging devices configured to communicate with remote computing devices and systems comprising various combinations of remote computing devices in communication with imaging devices.

Embodiments of the present invention comprise methods and systems for imaging device event notification.

The foregoing and other objectives, features, and advantages of the invention will be more readily understood upon consideration of the following detailed description of the invention taken in conjunction with the accompanying drawings.

BRIEF DESCRIPTION OF THE SEVERAL DRAWINGS

FIG. 1 is a diagram of an embodiment of the present invention comprising an imaging device in connection with a remote computing device;

FIG. 2 is an image of an exemplary user interface for an imaging device;

FIG. 3 shows an exemplary imaging device;

FIG. 4 is a chart depicting steps of an imaging device method;

FIG. 5 is a chart depicting steps of an imaging device method using a markup language;

FIG. 6 shows an exemplary remote computing device embodiment;

FIG. 7 is a diagram showing components of an exemplary remote computing device;

FIG. 8 is a chart showing steps of a remote computing device method;

FIG. 9 is a chart showing steps of a remote computing device method using a markup language;

FIG. 10 is a diagram showing a system comprising multiple imaging devices in connection with a remote computing device;

FIG. 11 is a chart showing steps of a method comprising RCD processing of user input data;

FIG. 12 is a diagram showing components of some embodiments comprising linked resources;

FIG. 13 is a diagram showing a system for imaging device event notification;

FIG. 14 is a chart showing steps of an embodiment comprising event notification subscription;

FIG. 15A is a chart showing steps of an embodiment comprising event notification subscription using event types and Job ID;

FIG. 15B is a chart showing steps of an alternative embodiment comprising event notification subscription using event types and Job ID;

FIG. 16 is a chart showing steps of an embodiment comprising event notification subscription using a delivery mechanism;

FIG. 17 is a chart showing steps of an embodiment comprising event notification subscription using event types, job ID and a delivery mechanism;

FIG. 18 is a chart showing steps of an embodiment comprising event notification access control;

FIG. 19 is a chart showing steps of an embodiment comprising event notification access control using a request for credentials;

FIG. 20 is a chart showing steps of an embodiment comprising event notification access control using an authentication application;

FIG. 21 is a chart showing steps of an embodiment comprising event notification access control using a request for credentials and an authentication application;

FIG. 22 is a chart showing steps of an embodiment comprising event notification access control when requested notification requires credentials;

FIG. 23 is a chart showing steps of an embodiment comprising event notification access control using an authentication application when notification requires credentials;

FIG. 24 is a chart showing steps of an embodiment comprising event notification access control using a credential request when required;

FIG. 25 is a chart showing steps of an embodiment comprising event notification access control using an authentication application and credential request;

FIG. 26 is a chart showing steps of an embodiment comprising event notification;

FIG. 27 is a chart showing steps of an embodiment comprising event notification with global subscriptions;

FIG. 28 is a chart showing steps of an embodiment comprising event notification using a delivery mechanism;

FIG. 29 is a chart showing steps of an embodiment comprising event notification using a global subscription and a delivery mechanism;

FIG. 30 is a diagram showing elements of an embodiment comprising a Core Web Service Framework; and

FIG. 31 is a diagram showing interaction with a Core Web Service Framework.

DETAILED DESCRIPTION OF PREFERRED EMBODIMENTS

Embodiments of the present invention will be best understood by reference to the drawings, wherein like parts are designated by like numerals throughout. The figures listed above are expressly incorporated as part of this detailed description.

It will be readily understood that the components of the present invention, as generally described and illustrated in the figures herein, could be arranged and designed in a wide variety of different configurations. Thus, the following more detailed description of the embodiments of the methods and systems of the present invention is not intended to limit the scope of the invention but it is merely representative of the presently preferred embodiments of the invention.

Elements of embodiments of the present invention may be embodied in hardware, firmware and/or software. While exemplary embodiments revealed herein may only describe one of these forms, it is to be understood that one skilled in the art would be able to effectuate these elements in any of these forms while resting within the scope of the present invention.

Embodiments of the present invention comprise interfaces and architecture that integrate imaging devices with remote computing device applications and environments to provide solutions that may not be possible solely with an imaging device alone. Some embodiments comprise an infrastructure and set of interfaces that allow applications on a network to programmatically control imaging device functions and interact with a user through an imaging device input panel. Software functions that are not practical within the imaging device can be performed on the server but are accessible from the imaging device.

For the purposes of this specification and claims, an imaging device (IDev) may be described as a device that performs an imaging function. Imaging functions comprise scanning, printing, copying, image transmission (sending and receiving), image conversion and other functions. Exemplary imag-

ing devices comprise printers, copiers, facsimile machines, scanners, computing devices that transmit, convert or process images and other devices. An IDev may also perform multiple imaging functions. For example, and not by way of limitation, a multi-function peripheral device (MFP), which typically has the capability to perform a plurality of functions comprising a printer, scanner, copier and/or a facsimile machine or image transmitter/receiver, is a type of imaging device. Other MFP imaging devices may comprise other combinations of functions and still qualify as an IDev.

For the purposes of this specification and claims, a remote computing device (RCD) is a device capable of processing data and communicating with other devices through a communications link. An RCD is a remote device because it requires a communications link, such as a network connection, a telephone line, a serial cable or some other wired or wireless link to communicate with other devices such as an imaging device. Some exemplary RCDs are network servers, networked computers and other processing and storage devices that have communications links.

Some embodiments of the present invention may be described with reference to FIGS. 1 & 2. These embodiments comprise an imaging device (IDev) 4 that may be a multi-function peripheral device (MFP) or a single function device. The imaging device 4 further comprises a user interface (UI) panel 2, which may comprise input buttons 14 and a display device 12 or may comprise a touch panel system with or without buttons 14. User input and display may also be performed through a separate UI device 8, which may be connected to the imaging device 4 by a communication link 12, such as a USB connection, a network cable, a wireless connection or some other communications link. UI device 8 may comprise an input device, such as a keyboard or buttons as well as a display device, which may also be a touch screen panel. UI device 8 may also comprise an interface for transfer of instructions that are input to the device 8 from a remote input device. This form of UI device 8 may comprise memory sticks, USB memory cards and other storage devices that may be configured to store input for transfer to an imaging device.

These embodiments further comprise a remote computing device (RCD) 6 that is linked to the imaging device 4 via a communications link 10, such as a network connection. This network connection may be a typical wired connection or a wireless link.

Embodiments of the present invention may provide menu data from the RCD 6 to the imaging device UI panel 2 or remote panel 8 via the network connection 10. Once this menu data is fed to the imaging device 4, an UI panel 2, 8 on the imaging device 4 may be used to interact with applications that run on the remote computing device 6. User input received from UI panels 2, 8 may be returned directly to the remote computing device 6.

A Web Service is a software application identified by a Uniform Resource Identifier (URI), whose interfaces and binding are capable of being defined, described and discovered by Extensible Markup Language (XML) artifacts and supports direct interactions with other software applications using XML based messages via Internet-based protocols.

An application on the remote computing device 6 may use one or more Web Services to control various features in the imaging device 4, such as enabling, disabling or setting device values or controlling device functions.

Embodiments of the present invention allow network applications running on remote computing devices to interact with the user of the imaging device through the imaging device I/O panel. These embodiments allow imaging device user interface (UI) control (i.e., touch panel, button/display)

5

by applications. Some embodiments may also integrate custom display screens or menus with the native imaging device UI. Embodiments may hand off control of imaging device functions between standard operation modes performed on the imaging device in response to user input to an imaging device UI and open systems modes that utilize network resources, such as applications on RCDs, through user input at the imaging device UI.

Embodiments of the present invention comprise network-based applications that have full control over the imaging device UI to display text and graphics in any format. In these embodiments, the application can programmatically display buttons, textboxes, graphics, etc. in any layout desired.

In some embodiments, the UI layout is easy to program using a standard language, such as a markup language. These languages comprise Hypertext Markup Language (HTML), Extensible Markup Language (XML), Wireless Markup Language (WML), Extensible Hypertext Markup Language (XHTML) and other languages.

In some embodiments of the present invention a remote computing device application or server application is able to request a keyboard UI to be displayed on the imaging device display 12, 8. In some embodiments, this functionality is available on the imaging device and does not need to be recreated by remote computing device applications. In some embodiments, the remote computing device may define the keyboard prompt and default values. These embodiments may comprise a remote computing device that is able to rename imaging device UI buttons, such as the OK and Cancel buttons as well as define additional buttons.

In some embodiments, menu templates may be served to the imaging device UI by the imaging device itself 4 or from a remote computing device 6.

External Authorization Application

Some embodiments of the present invention may comprise a remote computing device application that is registered as the External Authorization server. The External Authorization application may control access to the imaging device and may have top-level control of the UI. UI control may be given to this application in the same manner that control is given to an internal auditor.

In these embodiments, when an imaging device system boots, it checks to see if an External Authorization application is registered. If so, the imaging device is placed in disabled mode and the application is contacted to take control of the UI. If the External Authorization server is not available, an error message may be displayed and the device may remain disabled. The imaging device may periodically try to contact the External Authorization server until it is available. Table 1 below describes what entity has control of the UI, in an exemplary embodiment, when the device is in a disabled state.

TABLE 1

UI Control in Disabled State		
Button Press	UI Control	Indicator Lights
Device boots	External Application	None
Document Filing	External Application	None
Image Send	External Application	None
Copy	External Application	None
Job Status	Device - standard Job Status screens	Job Status
Custom Settings	Device - standard Custom Settings screens	N/A
OS Mode	Not available when device is disabled	

6

Remote Computing Device Applications

In embodiments of the present invention, access to the custom UI panels of imaging devices may vary from application to application. Some solutions, such as Document Management integration, may wish to leverage the native Image Send screens, but display some custom UI's to gather additional information about a scan job. Other solutions, like custom printing applications, may be accessed from a separate mode than the native functions.

In order to accommodate the diversified needs of these solutions applications, embodiments may support multiple integration points for UI control. These integration points are based on a user action ("trigger") for which applications may register. In some embodiments, applications may be registered with target devices so that the device knows that when "trigger A" occurs on the front panel to contact "remote computing device B" for instructions. In exemplary embodiments, applications may be integrated with an imaging device at any of several "trigger" points.

Remote computing devices may be registered to a specific function and contacted when that function's hardware key is pressed (e.g. Image Send) on the imaging device UI. Any UI information provided by the remote computing device may be displayed instead of the standard function screens native to the imaging device. This trigger may be used for applications that wish to replace the existing functions with completely custom UI's, such as an alternative scan solution or a specialized display, such as a "Section 508" compatible screen or other specialized-need interface that may have large buttons or other accommodations.

In some embodiments, each function on the imaging device may have a menu on the touch screen that remote computing devices, such as servers, can register. This enables solutions applications to provide custom content and still use some of the standard functionality provided by the imaging device. When a button assigned to a custom application is selected, a menu will be displayed with the solutions registered to that function. Users may select the desired solution and the remote computing device will be contacted for instructions.

In some embodiments, a stand-alone RCD mode that provides remote computing device application access can be accessed from the job queue portion of the UI that is displayed on every screen. This trigger point may be used for applications that do not fit within one of the standard device functions, such as custom printing solutions on an imaging device. When the RCD menu is selected, a menu will be displayed with the solutions applications registered to the generic RCD mode. Users will select the desired solution and the remote computing device will be contacted for instructions.

Hardware Key Interaction

In some embodiments of the present invention, when an imaging device is enabled, additional hardware keys may be used to manage the device. Hardware key assignments for an exemplary embodiment are shown in table 2.

TABLE 2

Exemplary Hardware Key Assignments		
Button Press	Standard IDev Mode	RCD Mode
Mode keys (Copy, Doc Filing, Image Send) and Custom Settings key	Clear current job settings, move to target screen	Clear current job settings, move to target screen

TABLE 2-continued

Exemplary Hardware Key Assignments		
Button Press	Standard IDev Mode	RCD Mode
Job Status key	Move to Job Status, maintain current settings & UI location	Move to Job Status, maintain current settings & UI location
Clear (C)	Clears settings	Sends clear event to external application
Clear All (CA)	Clears settings, cancels job, and returns to default IDev screen	Cancels job and returns to default IDev screen (notification sent to external application) **When External Authorization is controlling the UI, only notification is sent
Start	Initiates scan function	Initiates scan function
Number keys	Input for copy count or fax numbers	Not used
*	Logs user out (disable device and contact External Authorization for screens)	Logs user out (disable device and contact External Authorization for screens)

In some embodiments, in addition to the * key for logout, a timeout period may be implemented. Some embodiments also comprise an auto clear setting that can be configured for a given period of time, such as 10 to 240 seconds (or disabled). In these embodiments, when there is no activity for the time configured in auto clear, the device may automatically return to disabled mode and attempt to contact a remote computing device to retake control of the UI.

Error & Jam Notifications

Depending on a particular solution, a remote computing device application may have full or only partial control of the imaging device UI and a particular imaging job. In some embodiments, partial control may include cases where a remote computing device is monitoring clicks, but native modes are responsible for the UI interaction and controlling the job. Partial control may also include cases where the remote computing device application is integrated with a native mode (UI trigger=function custom menu). In these embodiments, the imaging device may handle all error and jam notifications with only a notification sent to the relevant remote computing device application.

For some embodiments, in cases where the remote computing device application has full control over the UI and the job, error and jam notifications may be handled differently depending on the type of error. For recoverable errors, a notification may be sent to the remote computing device application and the application may be responsible for displaying messages and resolving the error. For non-recoverable errors, the imaging device and RCD mode may interact to gracefully handle the error condition (e.g. provide user with instructions for clearing jam).

Control Handoffs

In some embodiments, at different points throughout an imaging job, several applications may need control over an imaging device including, but not limited to, an External Authorization application, a standard RCD application, an imaging device native mode and other applications. The following section describes, for an exemplary embodiment, the various steps in an exemplary job, the entities that may have control during each step, and what type of control may be allowed.

Step 1: User provides credentials to access the device at the device UI. This step may be controlled by a remote computing device, such as an External Authorization application or by Internal Accounting (native mode) in the imaging device itself. At the end of this step, the device is enabled. The External Authorization application may also specify default parameters or disable specific job parameters (e.g. default file format is PDF, but user may change; color mode is set to B/W and user may not change).

Step 2: User sets parameters for the job using one of the native imaging device modes or a standard RCD application. At the end of this step the user makes an input to initiate the job. When the input is made, an optional notification may be sent to the standard RCD application, which can then change job parameters if desired. An e-mail application is one example of an application that may request notification when the user input is made. A user may use native Image Send screens or other input to select scan options and choose e-mail recipients. A user may then select a custom application button and choose the scan-to-e-mail option from the menu. The e-mail application may then display custom screens for the user to set permissions for the file. Once a user places the original document(s) on the scanner and initiates the process, the e-mail application may capture the destination parameters set by the user and change the target destination to the e-mail application FTP server. The e-mail application may then receive the file, apply the appropriate permissions, and send to the e-mail recipients selected by the user. A remote computing device application may also want to retake control of the UI at this point, if, as in some embodiments, the application generates thumbnails of the scanned images and displays them to the user for verification.

Step 3: Once the job is initiated, the imaging device is responsible for scanning or RIPping the job and spooling it to the HDD. If the imaging device is configured to authorize jobs with an external authorization application, it may send a click report to the application and wait for instructions. The external authorization application may enable the job for sending/printing, cancel the job, or change job parameters (and then enable). As an example, a rules-based printing application may wish to change job parameters after it receives a click report. Some rules-based printing applications support rules-based printing and scanning that can limit what each user is allowed to do based on the time of day, the destination, or many other parameters. For example, only users in the marketing group may be able to scan high-quality color images. If a user from another group selects color and 600 dpi, a rules-based application may change the parameters to color and 200 dpi. At the end of this step the job should either be authorized or canceled.

Step 4: In some embodiments, this may be an optional step, where the standard RCD application in step 2 may have specified the destination as a HDD for temporary storage. This step may also be used, in some embodiments, by a Java application running on the imaging device. For example, a government office may have a custom encryption application running on the device that takes the scanned document, encrypts it, and then requests the imaging device to send it to the target destination selected by the user in step 2. In some embodiments, it may be beneficial to send a notification to the external authorization application after this step—because the imaging device does not know how long the file will be on the HDD or what the application is going to do with it—and after the send/print step.

Step 5: In the final step, the file is actually output. In typical embodiments, the file is either sent over the network or printed locally. At the end of this step, a notification that the

job was successfully completed should be sent to the external authorization application and optionally, to the standard RCD application.

Device Control and Management API's

The API's may be used to allow a remote computing device application to control access to an imaging device for vend applications and to manage the device from a remote location.

Device Control and Vend API

In some embodiments of the present invention, a Device Control and Vend API allows applications to enable and disable access to the device and track click counts. The Device Control and Vend API may provide an RCD with the following controls:

Enable/disable device of function—this may allow an RCD to enable or disable access to the device as a whole or by function to enforce individual user privileges. In some exemplary embodiments, the functions listed in Table 3 may be selectively enabled or disabled by an application.

TABLE 3

Device Functions	
Enable/Disable	Description
Copy	Copy function (Copy button)
Image Send	Scan and fax function, plus send from Doc Filing (Image Send button)
Document Filing	All access to Document Filing functions (Document Filing button)
Print	Network prints, pull print from front panel, and print from Document Filing (No button control)

Report clicks used—at the end of a successful job, the clicks used may be reported back to an RCD including:

TABLE 4

Job and Page Characteristics							
Item	Copy	Print	Fax Send	PC-Fax	E-mail/FTP	Broad-cast	Scan to HD
JOB Characteristics							
Job Mode	Yes	Yes	Yes	Yes	Yes	Yes	Yes
Broadcast	No	No	Yes	Yes	Yes	Yes	No
Manage No.							
User Name	Yes	Yes	Yes	Yes	Yes	Yes	Yes
Address	No	No	Yes	Yes	Yes	#	No
Start Time	Yes	Yes	Yes	Yes	Yes	Yes	Yes
End Time	Yes	Yes	Yes	Yes	Yes	Yes	Yes
Total Page	Yes	Yes	Yes	Yes	Yes	Yes	Yes
Result	Yes	Yes	Yes	Yes	Yes	Yes	Yes
Error Cause	No	No	Yes	Yes	Yes	Yes	No
Doc Filing	Yes	Yes	Yes	Yes	Yes	Yes	Yes
Save Mode	*1	*1	*1	*1	*1	*1	*1
File Name	*1	Yes	*1	Yes	Yes	*1	Yes
File Size	Yes	Yes	*1	*1	*1	*1	Yes
Resolution	Yes	Yes	Yes	Yes	Yes	Yes	Yes
Special	Yes	Yes	Yes	No	Yes	Yes	Yes
Finishing	Yes	Yes	No	No	No	No	No
File Format	No	No	No	No	Yes	Yes	No
Compression	No	No	No	No	Yes	Yes	No
PAGE Characteristics							
Copy	Yes	Yes	Yes	Yes	Yes	#	Yes
Paper Size	Yes	Yes	Yes	Yes	Yes	Yes	Yes
Simplex/duplex	Yes	Yes	Yes	Yes	Yes	Yes	Yes
Paper Type	Yes	Yes	Yes	Yes	No	No	Yes
Page	Yes	Yes	Yes	Yes	Yes	Yes	Yes

*1 - Yes when Document Filing is used

Debit mode—in these embodiments, when an application enables the device it may specify if the current job requires authorization. If so, the job will be spooled to memory and click information (e.g., as defined in Table 4) will be sent to an RCD. An RCD will then notify the device if the job should be deleted or output/sent. At this point, the application also has the option of changing job parameters. If the application does not require authorization, the job will continue as normal and a click report will be sent at the end of the job.

Print job accounting—in these embodiments, an RCD may wish to monitor print jobs along with walk-up functions. For print job accounting, an IDev may monitor all incoming print jobs and send accounting data in the PJI header to an RCD for verification before printing the job. The RCD will evaluate the accounting data (or lack thereof) and inform the IDev to continue with or cancel the job.

Report on unidentified jobs—in these embodiments, an RCD may also wish to monitor print jobs that it cannot associate to a specific user, such as device reports and incoming fax jobs. The RCD can register to receive click counts for all unidentified jobs, so that it may bill them to a general account.

Device Management API

In some embodiments of the present invention, a Device Management API allows a network application to remotely setup and manage the imaging device. In exemplary embodiments, the Device Management API may provide an RCD with the following controls:

Device status—an RCD may request the current status of the device. This is the same status information as reported on the embedded web pages.

Device configuration—an RCD can retrieve a list of installed options supported by the device.

Web Page settings—an RCD application can retrieve and set any of the values that are configurable on the embedded web pages.

Key Operator Programs—an RCD application can retrieve and set any of the values that are configurable in Key Operator Programs, including software keys.

Custom Settings—an RCD application can retrieve and set any of the values that are configurable in Custom Settings.

Job Status—an RCD application can retrieve the current job queue and history information and reprioritize or delete jobs in the queue.

Click counts—an RCD application can retrieve device total counts and clicks for each function by account code.

Data Security settings—an RCD application may retrieve the status information on the DSK (e.g. last erase) and initiate data clear functions.

RED data—an RCD can retrieve all data typically sent in a RED message.

Remote reboot—an RCD can initiate a reboot of the imaging device.

The above groupings are provided only as an exemplary embodiment detailing which settings should be included. In some embodiments, actual API's should be grouped by functional areas since there may be overlap between Key Operator settings and web page settings.

Internal Accounting API

In some embodiments, an Internal Accounting API may allow a remote computing device application to configure internal accounting and report click counts. In some exemplary embodiments an Internal Accounting API may include:

Set Auditing Options—an RCD may set auditing options including which modes auditing is enabled for, "account number security", and "cancel jobs of invalid accounts."

11

Manage Account Codes—an RCD can add, edit, or delete account codes

Account Limits—an RCD application can specify a maximum number of clicks by function for individual account codes or for all account codes

Account Reset—an RCD application can reset the click count for an individual account or for all accounts

Retrieve Clicks—an RCD can retrieve the number of clicks by function for each account code

Font and Form Management API

Some embodiments of the present invention may comprise a Font and Form Management API, which allows an RCD application to remotely download and manage fonts and forms in mass-storage. In some exemplary embodiments, a Font and Form Management API may provide a remote computing device with the following controls:

Mass storage control—an RCD application can retrieve mass storage status information including storage capacity, space available, and write-protect mode plus modify write-protect status.

Resource list—an RCD application can retrieve a list of stored fonts and forms including font or macro ID, font number, font/form name, escape sequence, and file size.

Download resource—an RCD application can download PCL fonts, PCL macros, and PS fonts and forms. Any special processing that is performed when a resource is downloaded via the web pages will also be performed when the resource is downloaded via Open Systems.

Delete resource—an RCD application can delete any resource stored in mass storage.

Upload resources—an RCD application can upload an individual or all resources. On devices where effective memory management is unavailable, a server application can use this function to “defrag” mass storage.

Font/macro ID’s—an RCD application can assign or modify the ID’s assigned to PCL fonts and macros.

Firmware Management API

In some embodiments of the present invention, a Firmware Management API may allow a remote computing device or network application to remotely download and manage the imaging device firmware. In some exemplary embodiments, a Firmware Management API may provide a remote computing device (e.g., a server) with the following controls:

Firmware versions—an RCD application can retrieve the current firmware version numbers.

Service mode—an RCD application can place the MFP in service mode to lockout other jobs that will interfere with firmware upgrade. Upon receiving a service mode request, the IDev will stop accepting incoming jobs, complete all jobs in the queue, and then notify the server that it is in service mode.

Update firmware—an RCD can download an updated firmware version to the device. If a reboot is necessary, the IDev will perform it automatically when download is complete.

Download status—the IDev will send a status notification (success/error) to an RCD after firmware download.

Revert to previous version—if firmware update is not successful, the application can request the IDev to revert to the previous firmware version.

Device Function API’s

In some embodiments of the present invention, device function API’s allow a remote computing device application to use existing imaging device functionality to provide new custom solutions.

12

Image Send API

In some embodiments, an Image Send API may provide the remote computing device application with the following controls:

5 Image Send Parameters—a remote computing device application can get and set values for the following scan and fax parameters:

COLOR OR B/W

10 IMAGE MODE—TEXT, TEXT/PHOTO, PHOTO; EXPOSURE LEVEL

RESOLUTION

FILE FORMAT—FILE TYPE, COMPRESSION, AND PAGES PER FILE

ORIGINAL—ORIGINAL SIZE, SIMPLEX/DUPLEX, ROTATE, AND JOB BUILD

15 FILENAME

SUBJECT

MESSAGE

SENDER

SCHEDULE SEND TIME

20 PAGE DIVISION (BOOK SCANNING)

COVER PAGE

TRANSMISSION MESSAGE (CONFIDENTIAL, URGENT, ETC.)

THIN PAPER SCANNING

DESTINATION

25 DOCUMENT FILING

Initiate Scan—the remote computing device application can initiate the scan function (same as user pressing start button).

In some embodiments, a remote computing device can change the default values on the imaging device or the values for the current job. For the current job, the remote computing device may also specify if scan parameters may be modified by the user or not. If one remote computing device application (e.g. Access Control) specifies that a parameter cannot be changed and then a second application (e.g. Document Management) tries to set the parameter, a notification may be sent to the second application and the setting will not be changed.

Print API

In some embodiments, print jobs may be submitted by remote computing device applications using standard printing channels. In some exemplary embodiments, a Print API may provide a remote computing device with the following additional control:

PJL sniffing—an RCD application can register with the IDev to be contacted for instructions when a specific PJL command is found in a print job. The RCD can then instruct the IDev to replace the command, cancel the job, or continue printing. This interface may be used in applications like accounting and other-brand compatibility.

Copy API

In some embodiments of the present invention, a Copy API may provide a remote computing device with the following exemplary controls:

Copy Parameters—an RCD application can get and set values for the following copy parameters:

COLOR OR B/W

EXPOSURE—TEXT, TEXT/PHOTO, PHOTO, SUPER PHOTO; EXPOSURE LEVEL

PAPER SELECT (BY TRAY)

50 COPY RATIO

2-SIDED COPY—1TO1, 1TO2, 2TO2, 2TO1; BINDING EDGE

OUTPUT—OUTPUT TRAY, SORT, STAPLE, GROUP, OFFSET

ORIGINAL SIZE

SPECIAL FUNCTIONS—MARGIN SHIFT, ERASE, PAMPHLET, ETC.

60 DOCUMENT FILING

Initiate Copy—an RCD application can initiate the copy function (same as user pressing start button).

In some embodiments, a remote computing device can change the default values on the imaging device or the values for the current job. For the current job, the remote computing device may also specify if copy parameters may be modified by the user or not.

Document Filing API

In some embodiments of the present invention, a Document Filing API may provide a remote computing device with the following exemplary controls:

Backup/restore—the remote computing device application can import and export a batch file with all Document Filing data. In some embodiments, this package will be in a proprietary format since it contains documents that are password-protected and should not be accessed individually—this is typically for restore in case of failure or cloning to other devices.

File/folder list—the remote computing device application can retrieve, modify, and create new files and folders to be stored on the IDev (also covered in device management).

Download file—the remote computing device can download a new file to the Document Filing systems and specify folder, filename, username, and password.

User list—the remote computing device application can retrieve, modify, and create new users to be stored on the IDev (also covered in device management).

HDD Status—the remote computing device application can retrieve the current HDD status including the % allocated to the main folder, quick folder, and custom folders and the % remaining.

Doc Filing Parameters—the remote computing device application can get and set values for storing a file to Doc Filing including:

EXPOSURE

RESOLUTION

ORIGINAL—SIZE, SIMPLEX/DUPLEX

FILE INFORMATION—USERNAME, FILENAME, FOLDER, CONFIDENTIAL, PASSWORD

SPECIAL MODES—ERASE, DUAL PAGE COPY, 2IN1, JOB BUILD, CARD SHOT

Initiate Print—the remote computing device application can select a stored file and initiate a print including the following parameters:

PAPER SIZE/SOURCE

OUTPUT—SORT/GROUP, OUTPUT TRAY, STAPLE, PUNCH, OFFSET

SIMPLEX/DUPLEX (TABLET/BOOKLET)

TANDEM PRINT

NUMBER OF COPIES

DELETE OR STORE AFTER PRINTING

Initiate Send—the remote computing device application can select a stored file and initiate a send including the following parameters:

RESOLUTION

FILE FORMAT

DESTINATION

TIMER

SENDER

FILENAME

SUBJECT

MESSAGE

Security

Allowing external applications to control an imaging device opens up the imaging device to new security vulnerabilities. In embodiments of the present invention that pro-

vide some security measures, the following exemplary items are security concerns that may be addressed by the remote computing device interface.

Access to remote computing device interfaces may be limited to valid applications. Embodiments provide extensive access and control of the imaging device, which poses a significant security risk. The interface of these embodiments may be protected from access by attackers, while maintaining ease of setup and use for valid solutions.

Confidential data (user credentials and job data) may be protected during network transfer. User credentials and job data may be secured during network transfer to ensure that it cannot be stolen, an intruder cannot monitor device activity, and a man-in-the-middle attack cannot change messages.

Imaging devices may support Secure Sockets Layer (SSL) and other connections to ensure data is safe while being communicated between the imaging device and remote computing device applications.

Administrators may have the ability to lock-down imaging device access. For users with strict security policies, administrators may have the ability to disable access by remote computing devices or limit access to specific applications. Administrators may have an option to register the limited applications that they wish to access the imaging device interfaces.

Remote computing device applications may ensure the imaging device is not being “spoofed.” The remote computing device may be able to authenticate an imaging device that it is contract with it to ensure an intruder cannot imitate the imaging device to collect network configuration and password information, monitor file/folder structures of a document management system, or spoof security settings and DSK status of the imaging device.

A remote computing device may ensure that the server is not being “spoofed.” The imaging device must be able to authenticate all remote computing devices that it is in contact with to ensure that an intruder is not spoofing the remote computing device’s IP address. By pretending to be the remote computing device, an intruder could steal user credentials, redirect scanned documents, change device settings or firmware, or bring down the access control system (either to provide access to unauthorized users or initiate a denial of service attack for valid users).

Access control/vend applications may not be compromised when a remote computing device is unavailable. When the remote computing device is unavailable, it may not be acceptable to provide open access to the device. If the remote computing device is unavailable at startup or becomes unavailable at anytime (e.g. someone disconnects network cable), the imaging device may immediately be disabled and an error message displayed.

An administrator may be able to adjust a security level based on company and application requirements. Security requirements can have a large impact on the time it takes to develop a remote computing device application and the resources required to implement the solution. Users using some embodiments may range from a small business with one imaging device, no IT staff, and a simple scan or print application to a large government office using access control and audit trails to track all device activity. The security measures used to protect imaging device interfaces may be adjustable by the administrator to match the target environment.

The imaging device and remote computing device applications may be able to hand-off user credentials. Users may be prompted to login at multiple points throughout a job. For example, an access control application or accounting application may control total device access, the imaging device

may have user authentication enabled for Image Send, and a document management application may require user login before showing a folder list. In many environments, all of these applications will use a common user database. In some embodiments, it is, therefore, desirable for the applications to pass user credentials to each other, so that each one does not have to repeat the authentication process.

Some embodiments of the present invention may be described with reference to FIG. 3. These embodiments comprise an imaging device only, which is configured to interact with a remote computing device, such as a server through a communications link. The imaging device 30 comprises a user interface 32, which comprises a user input device 34, such as a keypad, one or more buttons, knobs or switches or a touch-screen panel and a display 36, which may comprise user input device 34 in the form of a touch-screen panel.

Imaging device 30 will typically be capable of performing one or more imaging functions including, but not limited to, scanning, printing, copying, facsimile transmission (sending and receiving) and others.

These embodiments further comprise a communications link 38, which may be a wired connection (as shown in FIG. 3) comprising a network cable, a Universal Serial Bus (USB) cable, a serial cable, a parallel cable, a powerline communication connection such as a HomePlug connection or other wired connections. Alternatively, the communications link 38 may comprise a wireless connection, such as an IEEE 802.11 (b) compliant connection, a Bluetooth connection, an Infrared Data Association (IrDA) connection or some other wireless connection.

The operation of some imaging device embodiments may be explained with reference to FIG. 4. In these embodiments, menu data is received 40 from a remote computing device (not shown in FIG. 3), which is connected to the imaging device 30 via the communication link 38 through a wired or wireless connection. This menu data is then displayed 42 on the imaging device user interface display 36. This display of remote menu data is intended to prompt a user to make an input on the user interface input device 34.

Imaging devices of these embodiments are further configured to accept input from a user in response to a display of remote menu data and communicate 44 that user input to a remote computing device. In some embodiments, this user input data will be processed by a remote computing device. This may comprise running an application on the remote computing device. This processing may also comprise accessing and communicating data that is stored on the remote computing device.

The imaging devices of these embodiments are further configured to receive 46 data resulting from processing the user input data. This may comprise data generated by an application running on the remote computing device in response to the user input. The imaging device may also receive data that was stored on a remote computing device, such as a file server, in response to processing the user input.

Once the imaging device 30 has received 46 the processed data, the imaging device 30 may perform 48 a native function in response to the data or using the data. For example, and not be way of limitation, the imaging device 30 may print a document that was stored on the remote computing device and modified on the remote computing device according to the user input. As another non-limiting example, the imaging device 30 may active or enable functions (i.e., scanning, copying, printing, fax transmission) on the imaging device in response to the receipt 46 of processed data.

Some, more specific, imaging device embodiments may be explained with reference to FIG. 5. In these embodiments, the

imaging device 30 is configured to receive 50 menu data formatted in a markup language from a remote computing device. The communication link by which the menu data is communicated may be established and maintained using a Hypertext Transfer Protocol (HTTP). The markup language may comprise terms from Hypertext Markup Language (HTML), Extensible Markup Language (XML), Wireless Markup Language (WML), Extensible Hypertext Markup Language (XHTML) and/or other languages.

Once the menu data is received 50, it may be displayed 52 on the imaging device user interface display 36. As in previously described embodiments, the menu data is typically intended to prompt user input on imaging device user interface 32. Display 52 of the remotely-stored menu data may be accomplished with a browser application that is native to the imaging device 30.

In these embodiments, the imaging device 30 is further configured to route 54 user input received through its user interface 32 to a remote computing device. The remote computing device that receives the user input may then run an application or otherwise process the user input and return the results of the processing to the imaging device 30. Accordingly, the imaging device 30 is further configured to receive 56 processed data from a remote computing device. In some embodiments, the imaging device 30 may perform one or more functions in response to the receipt 56 of processed data.

Some embodiments of the present invention may be explained with reference to FIG. 6. These embodiments comprise a remote computing device (RCD) 60, which has a communications link 64. Communications link 64 may be a wired connection (as shown in FIG. 6) comprising a network cable, a Universal Serial Bus (USB) cable, a serial cable, a parallel cable, a powerline communication connection such as a HomePlug connection or other wired connections. Alternatively, the communications link 64 may comprise a wireless connection, such as an IEEE 802.11(b) compliant connection, a Bluetooth connection, an Infrared connection, such as those defined in the Infrared Data Association (IrDA) standard or some other wireless connection. In some embodiments, RCD 60 may further comprise a data storage device 62, which is typically a hard drive, but may also be an optical drive device, such as an array of compact disk drives, flash memory or some other storage device.

Embodiments of RCD 60 may be further described with reference to FIG. 7. In these embodiments, RCD 60 comprises a processor 72 for processing data and running programs such as operating systems and applications. RCD 60 may further comprise memory 74, which may be in the form of Random Access Memory (RAM) and Read Only Memory (ROM). Generally, any applications processed by processor 72 will be loaded into memory 74. RCD 60 may further comprise a network interface 78, which allows RCD 60 to communicate with other devices, such as an imaging device 30. In some embodiments, RCD 60 may also comprise a user interface 80, but this is not required in many embodiments. Storage 62 may be used to store applications and data that may be accessed by an imaging device 30 of embodiments of the present invention. Processor 72, memory 74, storage 62, network interface 78 and, optionally, user interface 80 are typically linked by a system bus 76 to enable data transfer between each component. Communications link 64 may couple the RCD 60 to other devices via network interface 78.

In some embodiments, described with reference to FIG. 8, an RCD 60 may comprise menu data stored on storage device 62 or in memory 74. This menu data may be configured for display on an imaging device user interface 32. Menu data may be stored in many formats and configurations. In some

embodiments menu data may take the form of terms expressed with a markup language. The markup language may comprise terms from Hypertext Markup Language (HTML), Extensible Markup Language (XML), Wireless Markup Language (WML), Extensible Hypertext Markup Language (XHTML) and/or other languages. In these 5 embodiments, menu data may be sent **82** through a communications link **64** to an imaging device **30**. Accordingly, menu data configured for display on an imaging device is stored on RCD **60**.

An RCD **60**, of some embodiments, will be further configured to receive **84** user input obtained through the user interface **32** of an imaging device **30** and transferred to the RCD **60** over communications links **38** & **64**. Once this input data is received at an RCD **60**, the input data may be processed **86**. 10 This processing **86** may comprise conversion of the data to a new format, execution of commands contained within the data or some other process. Once the input data has been processed **86**, the processed output may be sent **88** back to the imaging device **30** where the processed output may be used in an imaging device process or function.

In some embodiments, as described with reference to FIG. **9**, an RCD **60** may send **90** menu data configured for an imaging device display **36** using a markup language. The markup language menu data is then received at the imaging device **30** and displayed to a user. Typically, this will prompt the user to enter an input on the imaging device user interface **32**. This user input will then be sent by the imaging device **30** to the RCD **60**. The RCD **60** will then receive **92** the input data prompted by the display of the menu data on the imaging device **30**. Once received, the input data may be processed **94** 20 on the RCD **60**. Processing may comprise the selection, recording and/or modification of a form, document or other data stored on RCD **60**, the authorization of a user identified by the user input, the translation of a document input by the user, generation of a map or other directions related to user input or some other process or function.

Some embodiments of the present invention may be described with reference to FIGS. **10** & **11**. These embodiments comprise at least one RCD **60** and a plurality of imaging devices **30a-30d**. In these embodiments, at least one of the imaging devices **30a-30d** comprises a user interface **32** with a display **36** and user input panel **34** that is integral with the display (i.e., touch-screen) or a separate input unit. RCD **60** is connected to imaging devices **30a-30d** by a communications link and network **100** to enable data transmission between RCD **60** and imaging devices **30a-30d**.

In these embodiments, menu data is stored on RCD **60** and sent **110** to at least one of the imaging devices **30a-30d** where the menu data is displayed on a user interface. Any of Imaging devices **30a-30d** that receive the menu data are configured to accept **112** and transmit **114** user input to an RCD **60**. Once the user input data is received at the RCD, the data may be processed **116** as discussed in previously described embodiments. The result of processing **116** may then be sent **118** 45 back to any combination of the imaging devices **30a-30d**.

In these embodiments, a single RCD **60** may be used to provide processing power, resources and functionality to a plurality of imaging devices **30a-30d** without reproducing these resources in each imaging device. In some embodiments, data generated by input on one imaging device **30a** may be directed to another imaging device **30d** for processed data output or final processing.

Event Notification Subscription Embodiments

Embodiments of the present invention provide systems and methods for notification techniques between an imaging device (IDev) and an application, which may be local or on a

remote computing device (RCD). These notification methods and systems may be used for error reporting and other purposes. Applications may receive these notifications by subscribing to a notification application on an IDev. The IDev may then notify an application when a specific event occurs on the IDev or an associated device.

In some embodiments, subscribing to an event may comprise making a call to an IDev Web Service and identifying an event for which notification is desired. In some embodiments, an application may, additionally, subscribe to an event within the context of a single job or globally (for all jobs). In some exemplary embodiments, an application may expose a web service of its own through which the IDev may send notifications. 10

In some embodiments, receiving an event notification may comprise implementing a web service through which to receive event notifications. In some embodiments, a web service or another application may be used to subscribe to an event notification process. A web service or another application may also be used to process event data when an event occurs. In some embodiments, an event method may be called any time an event occurs. An event method may also be job-specific wherein it only sends a notification message during a specific job. In some embodiments, an “eventdata” parameter may be used. The eventdata parameter may comprise a structure containing event specific data, such as a job identifier, user credentials, and/or other data. 20

In some exemplary embodiments, an application may subscribe to an error notification process that is triggered by an error of some type in the IDev system. In some of these embodiments, this may be described as an ON_SYSTEM_ERROR event. An error condition may be triggered by several factors. In some exemplary embodiments, an error condition may be triggered by an “out of paper” condition which has stopped a print process, or, in the case of a scan job, a “document not found” condition in the input tray. 25

In some exemplary embodiments, which comprise a web service, an event trigger may comprise application-provided configuration data that is syntactically and semantically valid in terms of the Web Service Description Language (WSDL) and overall rules, but is still not valid. For example, a user may configure a fax operation and specify a fax number which is not a valid phone number. 30

In some embodiments of the present invention, an application or device that wants information relating to IDev activity may request from the IDev a list of events for which the IDev is capable of sending notifications. These events may be related to native functions and/or applications or may be related to remote applications, which are in communication with the IDev. In some embodiments, a subscribing application may use a SOAP method GetServiceEventElements to obtain a list of event elements for which an IDev notification application is capable of sending notifications. Once the list of available notification events is known, a subscribing application may request a subscription to an event on the list. An IDev notification application may then record the notification request in a notification record and notify the subscribing application if the event occurs. 45

Some embodiments of the present invention comprise processes that may be implemented as Web Service methods. Some of these processes are referred to by specific names that are used in exemplary embodiments. These names may be related in a syntax using the name followed by a closed set of parentheses (i.e., Event(), CreateJob(), Authenticate()). A description of an exemplary embodiment comprising these methods and their functions and attributes is found in Appendix A. 60

In some embodiments of the present invention, a notification application may be based on a subscription model, where local or network applications that wish to receive notifications may subscribe in advance to events with a given IDev. In some embodiments, an IDev may implement a subscribers list and manage it. This may be done through a web service. In these embodiments, event notifications may be messages that may be sent to subscribing applications when certain conditions take place on the IDev.

In some embodiments, a purpose of the event notification process may be to allow remote clients to receive information about events that take place on the IDev or an associated device during execution of a specific job. In these embodiments, a job-specific subscription may be requested for which notification only occurs while the specific job is executing. In an exemplary embodiment of the present invention, an IDev notification application may send a Hello() SOAP request to a registered application of External Authority (subscribing application) each time a new application is registered with the IDev or each time an application is removed from the list on a given IDev, such as an MFP.

Embodiments may comprise events that an application has subscribed to being associated with a specific job ticket. These "per job ticket" subscriptions may remain valid for the lifespan of the job ticket. When a particular job ticket instance expires, the subscription associated with it may also expire. This type of subscription may be used by a standard user application. By subscribing to an event on a per-job-ticket basis, the subscriber may be notified about the event within the context of the client's job. Subscription to a per-job-ticket event will expire when the job ticket expires. A per-job-ticket subscription embodiment is a sub-set of the broader job-specific subscription embodiments.

Some embodiments of the present invention may define a notification mechanism to be used for notifying a subscribing application about eligible events that take place on the IDev or an associated application or device. In some embodiments, a notification mechanism may be specified by the subscribing application when a notification request is made or at some time before the actual notification occurs.

Some embodiments of the present invention comprise access control in which a notification application requires credential authentication prior to granting a notification subscription. In these embodiments, a notification request may comprise a user credential or may be followed up with a user credential to authenticate the user. The notification application may process the credential or send it to a remote authentication application for processing. Only when the credential is successfully authenticated will the subscription request be granted. In some embodiments, only certain types of subscription request may require access control and credential authentication. For example, a global subscription request (for all jobs on an IDev) may require authentication while a job-specific subscription request may not require authentication.

In some exemplary embodiments of the present invention, an IDev notification application may run under a secure access mode. In this mode a request from a subscribing application may contain a SOAP header comprising a security element of type SECURITY_SOAPHEADER_TYPE. This element may contain user or account credentials. In some exemplary embodiments the request may comprise some or all of the following XML or SOAP elements:

```

<?xml version="1.0" encoding="utf-8"?>
<S:Envelope xmlns:S="http://www.w3.org/2001/12/soap-envelope">
<S:Header>
5 <Security>
  <Credentials>
    <account-id>adent</account-id>
    <metadata>
      <password>42isgood</password>
    </metadata>
10 </Credentials>
  </Security>
</S:Header>
<S:Body>
  <EnableDevice generic="1.0" xmlns="urn:schemas-sc-jp:mfp:osa-1-1" >
    <acl>
15 <mfp-features groupId="1234">
      <user-info>
        <account-id>fprefect</account-id>
      </user-info>
      <mfp-feature xsi:type="MFP_FEATURE_SCAN_TYPE"
        allow-use="on"/>
      <mfp-feature xsi:type="MFP_FEATURE_COPY_TYPE"
20 allow-use="on"/>
      <mfp-feature xsi:type="MFP_FEATURE_PRINT_TYPE"
        allow-use="on"/>
      <mfp-feature xsi:type="MFP_FEATURE_FAX_TYPE"
        allow-use="on"/>
      <mfp-feature xsi:type="MFP_FEATURE_DOCFILING_TYPE"
25 allow-use="on"/>
      <mfp-feature xsi:type="
        "MFP_FEATURE_CUSTOM_SETTINGS_TYPE"
        allow-use="off"/>
      <mfp-feature xsi:type="MFP_FEATURE_ADMIN_TYPE"
        allow-use="off"/>
30 </mfp-features>
    </acl>
  </EnableDevice>
</S:Body>
</S:Envelope>

```

35 In further exemplary embodiments, a response message may be sent back that may comprise the following XML or SOAP elements:

```

40 <?xml version="1.0" encoding="utf-8"?>
<S:Envelope xmlns:S="http://www.w3.org/2001/12/soap-envelope">
<S:Body>
  <EnableDeviceResponse generic="1.0"
45 xmlns="urn:schemas-sc-jp:mfp:osa-1-1" />
</S:Body>
</S:Envelope>

```

50 In some embodiments of the present invention, account credentials may be provided which may contain information about the user and application, such as the user login name and password. User or application account credentials may be provided inside a SOAP header element. The account credentials may be provided inside a CreateJob() request or inside the PJI stream. The original caller account credentials may be submitted as one of the parameters in this request. Credentials may also be sent in a separate message or message exchange.

60 In an exemplary embodiment of the present invention, a message containing user account data information may comprise the following XML elements:

```

65 <?xml version="1.0" encoding="utf-8"?>
<S:Envelope xmlns:S="http://www.w3.org/2001/12/soap-envelope">
<S:Header>

```

-continued

```

<wsse:Security xmlns:wsse="http://schemas.xmlsoap.org/ws/2002/07/
secext"
S:mustUnderstand="1">
<wsse:UsernameToken>
<wsse:Username>bschacht</wsse:Username><wsse:Password
Type="PasswordText">ILoveHorses</wsse:Password>
</wsse:UsernameToken>
</wsse:Security>
</S:Header>
<S:Body>
<m:CreateJob generic="1.0" xmlns:m="urn:schemas-sc-jp:mfp:osa-1-1">
</m:CreateJob>
</S:Body>
</S:Envelope>

```

Some embodiments of the present invention may comprise an Access Control List (ACL). The ACL may comprise information about the permissions of each IDev user, IDev resources, and/or remote applications. A remote application, such as an External Authority (described below), may maintain the ACL and may provide it to a plurality of IDEvs on the network. The External Authority or another application may return the ACL in response to an Authenticate() request from the IDev, or as a parameter in an EnableDevice() request sent to the IDev. The External Authority may send the EnableDevice() request when it does not receive the Authenticate() request from the IDev. If a user starts a job from the operation panel interface, the IDev may not send the Authenticate() request. The ACL response message may contain instructions on IDev features that should be enabled or disabled for the requested account. If the method returns successfully, but without the ACL element, the MFP may interpret this to mean that the credentials are valid and may enable all features for the user. In case of an error, the MFP may return a fault element to the requesting application.

In some exemplary embodiments, only the IDev and the External Authority application may use this method. The IDev may implement the client side of this method and take the credentials and JobId data types as parameters. The purpose of this request may be to allow the External Authority to authenticate the user credentials and allow or disallow access to IDev features. This method may be reserved for exclusive use between the IDev and the registered External Authority application. The IDev may implement the client side of this method, while the application may implement the server side.

In some embodiments, applications with administrator level credentials or other qualifications may be allowed to subscribe to events on a global basis, e.g. without a need to provide a job ticket at time of subscription. This type of subscription may never expire. In these embodiments, events may be fired when a particular condition takes place on the IDev. This type of global subscription may be used by applications such as an accounting application or an external authority application that may subscribe once to certain types of events and may receive notification from the IDev when an actual condition takes place for any job or job ticket executing on the IDev. In these embodiments, subscription to an event may never expire. In some exemplary embodiments, the best time to subscribe to an event on a global basis may be at the time the application discovers an enabled IDev device on the network.

In some embodiments of the present invention, an IDev may be configured to operate under the supervision of an "External Authority" application that may have been assigned an exclusive decision-making role. An "External Authority" application may monitor or control the processes on the IDev. As such, it may provide system enable or disable

decision-making. When an IDev runs under the control of such an application, the IDev features may remain disabled until enabled by the External Authority. The enable signal may come from such an External Authority application when the user account credentials have been positively validated. This type of application may also provide access control features to the IDev and may enable or disable specific features of the IDev based on the credentials submitted. The IDev may be configured to run under the control of only one External Authority application. If configured to operate with an External Authority, the IDev may only execute jobs submitted by that External Authority application or that have been authorized by that External Authority.

In some embodiments of the present invention, an IDev may be configured to operate either as an uncontrolled native IDev, that is, with no "external authority," or to operate under the control of an "external authority." When an IDev operates as an uncontrolled native machine, all of its features may be enabled by default. On the other hand, when an IDev is configured to operate under the control of an External Authority, all of the features may be disabled by default. The External Authority application may then enable specific IDev features based on the user provided credentials.

In some exemplary embodiments, An IDev may provide a configuration page for registering an application that can be accessed only by administrators. An administrator may configure the external authority application to implement at a minimum the following methods of the MFPCoreWS interface: the server side of the Hello() method, the server side of the Authenticate() method, the server side of the Authorize() method, and the client side of the EnableDevice() method. An administrator may also configure the external authority application to implement: the client side of the Subscribe() method, the server side of the Event() method, and if the external authority application needs to control the operation panel, the client side of the ShowScreen1() and ShowScreen2() requests.

In some exemplary embodiments of the present invention, remote applications may subscribe/unsubscribe to/from event notifications by sending a Subscribe SOAP request message to the IDev. The "action" parameter in this SOAP request defines the action. If the value of the "action" parameter evaluates to "true" then the meaning of this SOAP request is to subscribe to a particular event, otherwise it is an unsubscribe request. In some exemplary embodiments, a remote application may subscribe to an event by sending a Subscribe() SOAP request with the action field set to true. To un-subscribe from an event notification, a remote application may send the Subscribe() SOAP request again with the action field set to false.

In other embodiments of the present invention, applications, such as an accounting service may subscribe to certain events of interest on a global basis, without specifying a job ticket. By doing so, the overall application interaction with the IDev service may be simplified.

In some embodiments of the present invention, the lifetime of a subscription entry may depend on several factors. The most basic case is when the subscription record is removed from the subscriber list via a specific user request to unsubscribe, as shown earlier. If a subscription request to an event has been made on a per-job basis, then the subscription may expire automatically when the job object itself ceases to exist.

In an exemplary embodiment, a web service method, such as the MFPCoreWS framework, may remove any references in the subscriber's database when a job has been cancelled. If a subscription request to an event has been made on a global

basis, the subscription record may never expire. The MFP-CoreWS framework will not remove it from the subscriber's database. The only way to remove it from the list may be to specifically request removal of this record to the application that initially subscribed to a given event. Records in the subscriber's database may not be persistent. In this case, when the device powers down all subscription records may be lost and no notifications of that fact will be sent to the original subscribers.

In some embodiments of the present invention an IDev may send event notifications to subscribing applications. These event notifications may comprise notifications triggered by events related to IDev functions, IDev applications and remote applications. Some exemplary events comprise job creation, the beginning of job execution, the end of job execution, job cancellation, job termination, job abortion, user login, user logout and many other events.

In some exemplary embodiments, the IDev may send a ON_JOB_CREATE event notification when a remote application successfully creates a new job using the CreateJob() method. The IDev may send a ON_JOB_EXECUTE event when a remote application issues a ExecuteJob() request and the job begins executing successfully on the IDev. The IDev may send a ON_JOB_CANCEL event when a remote application issues a CancelJob() request. The IDev may send a ON_JOB_CLOSE event when a remote application issues a CloseJob() request and the job begins executing successfully on the IDev. The IDev may send a ON_JOB_ABORT event to registered applications when the user terminates a job from the IDev operation panel using the Job Status mode. The IDev may send an ON_JOB_STARTED event to a subscribing application when an operation panel initiated job begins executing on the IDev. The IDev may send an ON_JOB_COMPLETED event when an IDev initiated job stops executing on the IDev for any reason, including successful completion of a job or an error condition that caused the job to stop.

This ON_JOB_COMPLETED event may provides registered subscribers with the reason this job stopped, such as successful completion or an error condition. In addition, the ON_JOB_COMPLETED event may contain job configuration information and the JobResults data structure to provide the IDev resource use details of this job. The IDev may send an ON_USER_LOGOUT event to subscribing applications when a user logs out from the IDev at the operation panel. The sequence that the user executes to log out from the IDev may be specific to the IDev itself. The actual action that causes the user log-out event may be device specific, and as such, is of no concern to the monitoring application. In any case, when the monitoring application receives the ON_USER_LOGOUT event it means that the currently logged-on user session with the IDev has terminated. The IDev may generate this event type when the user executes the log-out sequence on the IDev operation panel or when the session times out. This may be the IDev automatic logout when the user has abandoned the machine.

In some embodiments, an IDev may send a notification when a specific IDev hardware key is pressed. The IDev may send an ON_HKEY_PRESSED event notification to subscribers when a hardware key is pressed. In some embodiments, this may occur when one of the keys of type E_MFP_KEY_ID_TYPE has been pressed by the user on the IDev. This event may be triggered by pressing the KEY_COPY, KEY_IMGSND, KEY_PRINT, KEY_FAX, KEY_DOC_FILING, KEY_JOB_STATUS, KEY_CLEAR_ALL, KEY_SPECIAL_FUNCTIONS, KEY_CUSTOM_SETTINGS, or KEY_PROGRAM keys. The IDev may send an ON_SYSTEM_READY event to subscribing applications when an

IDev system component becomes ready for operation. The IDev may also send an ON_SYSTEM_ERROR event to subscribing applications when an internal system error occurs on the IDev such as a paper jam, the IDev is out of paper, and so on. The application may then acquire more specific information about the problem by issuing a GetDeviceStatus() request.

In other embodiments of the present invention, an event notification may comprise some information when sent to a subscriber. The information attached to the event notification may be provided by the MFPCoreWS framework inside an <event-data/> element. This element may have two parts, of which one part may include a Header segment. In some embodiments, the information in this segment may not be event-type specific and may be provided in all event types. In an exemplary embodiment, this segment may contain the following information: account information, which is represented via the <user-info/> element and the device information that is represented via the <device-info/> element. These elements may be represented in the following format: <user-info>, <account-id>bplewnia</account-id>, </user-info><device-info uid="SN0F21F359-AB84-36D110E6D2F9MNAR-650">, <serial-number>0F21F359-AB84-36D110E6D2F9</serial-number>, <modelname>AR-650</modelname>, <location>DS Engineering Dept—Japan</location>, <mac_address>90:EF:0F:21:2A:36</mac_address>, <network_address>1.2.3.4</network_address> and </device-info>.

Some embodiments of the present invention may include elements with a second event specific segment. In these embodiments the content of this segment may be event type and job-type specific. The information in this segment may be contained within the <details/> element.

In further embodiments of the present invention, the notification message may be delivered to a subscribing application in more than one way using a variety of mechanisms. In some embodiments, the following transport mechanisms for event message delivery may be used: SOAP, using a notification method, such as the Event() method; E-MAIL, where the body of the message will be the notification; HTTP-GET, HTTP-POST, using the HTTP POST mechanism to deliver the event data to subscribers; and RAW 2.0 protocol, a Sharp notification mechanism. An application may designate the event delivery mechanism at the time of subscription.

Some embodiments of the present invention may be described with reference to FIG. 12. In these embodiments, an imaging device (IDev) 120 comprises a user interface 124, which is capable of receiving user input and displaying data to a user. The user interface 124 will typically comprise a display, often in the form of a touch panel. The display may be used to display data to a user. This data may comprise menu data to prompt for a user selection or data entry, such as a user ID and password, form selection or some other input. The imaging device 120 has a communication link 122, which may comprise a typical computer network connection, a serial cable or some other wired or wireless communication link as described in other embodiments. The communication link 122 may connect the imaging device 120 to a remote computing device (RCD) 126a, 126b, such as a server. The RCD 126a, 126b may be used to store documents, such as forms, and other data and make that data accessible from the imaging device 120. The RCD 126a, 126b may also execute applications that interact with or receive input from the imaging device 120 and its user interface 124. In some embodiments, a database 125 may be linked to the imaging device 120 and/or an RCD 126a, 126b. In some embodiments, an

RCD **126b** or database **125** may be connected to an IDev **120** over a wide area network such as the internet **128**.

Some embodiments of the present invention may be described with reference to FIG. **13**. These embodiments may comprise a subscribing application **130**, such as an accounting application, which is capable of requesting and receiving a global or job-specific event notification subscription. A subscribing application may be an External Authority Application, which has special privileges and access to restricted notification resources. In some embodiments, the External Authority Application may have access to global notifications that are not job-specific. An External Authority Application may need to submit credentials for authentication before receiving restricted notifications.

Some embodiments may further comprise other remote subscribing applications **132A** & **132B** which may request event notification subscriptions from an imaging device (IDev) **136** event notification application **138**. These applications **132A** & **132B** may only have access to unrestricted notifications. The external authority application, remote applications and IDev notification application may communicate with each other through means of a network **134** using SOAP methods or other methods. The external authority application and remote applications may also designate an event notification transport mechanism **139** which may be used for sending and receiving event notifications and related data. Typical event notification transport mechanisms comprise HTTP Post, e-mail, SOAP messages and other mechanisms.

Some embodiments of the present invention may be described with reference to FIG. **14**. In these embodiments, a subscribing application may send **140** a subscription request to an IDev notification application. A subscription request may comprise a subscribing application address and an event type. In some embodiments, a subscription request may also comprise user or application credentials and other data. The IDev notification application may then receive **142** the subscription request from the subscribing application and record **144** the subscribing application ID and event identification in a subscription record. The IDev notification application may then configure itself **146** to notify the subscribing application identified in the subscription request when the event identified in the subscription request occurs.

In further embodiments of the present invention, as illustrated in FIG. **15A**, a job-specific subscription may be implemented. In these embodiments, a subscribing application may send **150** a subscription request comprising a subscribing application address, an event type and a job ID to an IDev notification application. The IDev notification application may receive **151** the subscription request comprising the subscribing application address, the event type and the job ID from the subscribing application. The IDev notification application may then record **152** the subscription request data in a subscription record. The IDev notification application may then configure itself **153** to notify the subscribing application at the subscribing application address when the event described by the event type occurs during execution of the job identified by the job ID. A job ID may comprise a job ticket.

In further embodiments of the present invention, as illustrated in FIG. **15B**, an alternative job-specific subscription may be implemented. In these embodiments, a subscribing application may send **154** a simple subscription request to an IDev notification application. The IDev notification application may receive **155** the simple subscription request and request an event type from the subscribing application. The subscribing application may then send **156** an event type to the notification application. Upon receiving the event type,

the notification application may request **157** a job ID from the subscribing application. The subscribing application may then supply **158** a job ID to the notification application. Once the notification application has the subscription request, the event type and the job ID, the notification application may configure **159** to send a notification to the subscribing application when the event identified by the event type occurs during the execution of the job identified by the job ID.

Some embodiments of the present invention, illustrated in FIG. **16**, comprise an event notification subscription using a specified notification delivery mechanism. In these embodiments, a subscribing application may send **160** a subscription request with a subscribing application address, an event type and a specified delivery mechanism to an IDev notification application. The IDev notification application may receive **162** the subscription request with the subscribing application address, event type and specified delivery mechanism from the subscribing application. The IDev notification application may then record **164** the subscription request data, comprising the specified delivery mechanism, in a subscription record. The IDev notification application may then configure itself **166** to notify the subscribing application at the subscribing application address using the specified delivery mechanism when an event described by the event type occurs. In similar embodiments, the subscription request, subscribing application address and specified delivery mechanism may be exchanged through multiple messages.

Other embodiments of the present invention may be described with reference to FIG. **17**. In these embodiments, a subscribing application, such as an accounting application, may discover **170** an enabled IDev on the network. The subscribing application may then obtain **172**, from the IDev, a list of reportable events that the IDev is capable of identifying for notification purposes. In some embodiments, a subscribing application may detect these reportable events by means other than a list supplied by the IDev, such as by identifying an IDev and searching an external source for specific IDev data. Reportable events may also be determined through detection of IDev capabilities directly through various protocols.

Once reportable events have been identified, a subscribing application may send **174** a subscription request to the IDev notification application. This subscription request or a related message may comprise a subscribing application address to which notifications may be sent. The subscription request or a related message may also comprise one or more event types selected from the reportable events obtained from the IDev. A subscription request or a related message may also identify a job ID to an IDev notification application. The IDev notification application may receive **176** the subscription request and any related messages comprising a subscribing application address, an event type and any job ID (for job-specific notification embodiments) from the subscribing application. The IDev notification application may then record **178** the subscription request and any related data in a subscription record. The IDev notification application may then configure itself **179** to notify the subscribing application at the subscribing application address when the event described by the event type occurs. In some job-specific notification embodiments, this notification would only occur when the event occurs during execution of the job identified by the job ID.

Some embodiments of the present invention comprise a notification subscription with access control. In these embodiments, a subscribing application may be required to submit credentials before being granted a subscription. In some embodiments, only certain subscriptions require credentials while others do not.

Some embodiments of the present invention may be described with reference to FIG. 18. In these embodiments, a subscribing application may send **180** a subscription request comprising credentials to an IDev notification application. The IDev notification application may then receive **182** the subscription request comprising the credentials. Once the credentials have been received, the notification application may authenticate **184** the credentials. The notification application may then decide **185** whether to deny **186** the subscription request or grant **188** the subscription. When the credentials authenticate successfully and the user/account is authorized to receive the requested notification, the subscription request may be granted **188**.

Further embodiments of the present invention may be described with reference to FIG. 19. In these embodiments, a subscribing application may request **190** a notification subscription from a notification application. The notification application may then receive **191** the request and may, when the notification requested is restricted, request **192** credentials from the subscribing application, if none were supplied in the subscription request. The subscribing application may then send **193** the credentials to the notification application which may then receive **194** the credentials. The notification application may then authenticate **195** the credentials and verify that the authenticated user/account is authorized to receive the requested notification. Based on this verification, the notification application may then decide **196** whether to deny **197** the subscription or grant **198** the subscription.

Other embodiments of the present invention may be described with reference to FIG. 20. In these embodiments, a subscribing application may send **200** a subscription request containing a credential to an IDev notification application. The IDev notification application may then receive **201** the subscription request containing the credential and send **202** the credential to an authentication application which may then authenticate **203** the credential. The authentication application may then notify the notification application of the results of the authentication process. The notification application may then deny the subscription **204**, when authentication is unsuccessful. When authentication is successful, the authentication application may send **206** an authentication message to the notification application, which may then grant **208** the subscription request.

Other embodiments of the present invention may be described with reference to FIG. 21. In these embodiments, a subscribing application may send **210** a subscription request to an IDev notification application. The IDev notification application may then request **211** credentials from the subscribing application, which may then send **212** the credentials to the notification application. The notification application may then send **213** the credentials to an authentication application which may authenticate **214** the credentials. The authentication application may then inform **215** the notification application of the results of the authentication. Based on these results, the notification application may deny the subscription **218** or grant **217** the subscription.

Further embodiments of the present invention may be described with reference to FIG. 22. In these embodiments, a subscribing application may send **220** a subscription request comprising credentials to an IDev notification application. The IDev notification application may then receive **221** the subscription request and the credentials and may determine **222** whether the subscription request is of a type that requires authenticated credentials. In some exemplary embodiments these types of subscription requests may comprise a request for a global subscription from an external authority application such as an accounting application or a subscription

request for a protected job. If the subscription request is restricted and does require authenticated credentials, the notification application may then authenticate **224** the credentials. The notification application may then deny the subscription request **229** if the authentication is unsuccessful or if the authenticated user/account is not authorized to receive the requested notification. If authentication is successful and the user/account is authorized to receive the requested notification, the subscription request may be granted **228**. If the subscription request is not restricted and does not require credentials **222**, the subscription request may be granted **228** without processing the credentials.

Other embodiments of the present invention may be described with reference to FIG. 23. In these embodiments, a subscribing application may send **230** a subscription request comprising credentials to an IDev notification application. The IDev notification application may then determine **232** whether the subscription request is of a type that requires authenticated credentials. If the subscription request does require authenticated credentials the notification application may then send **233** the credentials to an authentication application which may authenticate **234** the credentials. The notification application may then analyze the results of the authentication process and deny the subscription request **237** if the authentication is unsuccessful or if the authenticated user/account is not authorized to receive the requested notification. The notification application may also grant **236** the subscription request if the authentication is successful and the authenticated user/account is authorized to receive the requested notification. If the subscription request is not restricted and does not require credentials **232**, the subscription request may be granted **236** without processing the credentials.

Further embodiments of the present invention may be described with reference to FIG. 24. In these embodiments, a subscribing application may send **240** a subscription request to an IDev notification application. The IDev notification application may then receive **241** the subscription request and may then determine **242** whether the subscription request is of a type that requires authenticated credentials. If the subscription request does require authenticated credentials, the notification application may then request **243** the credentials from the subscribing application. The subscribing application may then send **244** the credentials to the notification application which may then receive **245** the credentials. The notification application may then authenticate **246** the credentials. The notification application may then analyze the results of the authentication process and deny the subscription request **249** if the authentication is unsuccessful or if the authenticated user/account is not authorized to receive the requested notification. The notification application may also grant **248** the subscription request if the authentication is successful and the authenticated user/account is authorized to receive the requested notification. If the subscription request is not restricted and does not require credentials **242**, the subscription request may be granted **248** without processing the credentials.

Other embodiments of the present invention may be described with reference to FIG. 25. In these embodiments, a subscribing application may send **250** a subscription request to an IDev notification application. The IDev notification application may then receive **251** the subscription request and determine **252** whether the subscription request is of a type that requires authenticated credentials. If the subscription request does require authenticated credentials the notification application may then request **253** the credentials from the subscribing application. After receiving **254** the credentials

from the subscribing application the notification application may then send **255** the credentials to an authentication application. The authentication application may then authenticate **256** the credentials and send the results to the notification application. The notification application may then analyze the results of the authentication process and deny the subscription request **259** if the authentication is unsuccessful or if the authenticated user/account is not authorized to receive the requested notification. The notification application may also grant **258** the subscription request if the authentication is successful and the authenticated user/account is authorized to receive the requested notification. If the subscription request is not restricted and does not require credentials **252**, the subscription request may be granted **258** without processing the credentials.

Further embodiments of the present invention comprise systems and methods for event notification. Some of these embodiments comprise global and job-specific notification. Some embodiments also comprise notification by a specified delivery mechanism.

Some embodiments of the present invention may be described with reference to FIG. **26**. In these embodiments, an IDev notification application may detect **260** when a specific event occurs. The IDev notification application may then check **262** to determine if the event is recorded on a subscription record. The IDev notification application may then choose not to send a notification **266** if the specific event is not on the subscription record. Alternatively, the notification application may send **268** a notification of the specific event to any subscribing application when the event is found on the subscription record. The subscribing application may then receive **269** the notification of the event from the notification application.

Other embodiments of the present invention may be described with reference to FIG. **27**. In these embodiments, an IDev notification application may detect **270** when a specific event occurs. The IDev notification application may then check **271** to determine if the event is recorded on a subscription record. The IDev notification application may then choose not to send a notification **273** if the specific event is not on the subscription record. Alternatively, if the specific event is on the subscription record, the notification application may then check **274** if the subscription is for a global subscription or a job specific subscription. If the subscription is a global subscription, the notification application may send **279** a notification of the event to the subscribing application.

If the subscription is job-specific, the notification application may check **276** to determine if the job was in progress at the time of the event. If the job was not in progress at the time of the event the notification application may choose not to send **278** a notification of the event as the job-specific subscription is not active. If the job was in progress at the time of the event, the notification application may send **279** a notification of the event to the subscribing application. The subscribing application may then receive **280** the notification of the event from the notification application. A notification application may determine whether a job is in progress using a job ticket method, wherein job tickets are maintained by an application during the execution of a job. Once a job has been completed, the job ticket may be deleted.

Further embodiments of the present invention may be described with reference to FIG. **28**. In these embodiments, an IDev notification application may detect **290** when a specific event occurs. The IDev notification application may then check **291** to determine if the event is recorded on a subscription record. The IDev notification application may then choose not to send a notification **293** if the specific event is not

on the subscription record. If the specific event is on the subscription record, the notification application may then check **294** if the delivery mechanism for the notification has been designated by the user. If the delivery mechanism for the notification has been designated by the user, the notification application may send **297** notification of the event to the subscribing application using the designated delivery mechanism. If the delivery mechanism for the notification is not designated by the user, the notification application may send notification of the event using a default delivery mechanism **296**. The subscribing application may then receive **298** the notification of the event from the notification application via the default or designated delivery mechanism when a notification message is sent.

Further embodiments of the present invention may be described with reference to FIG. **29**. In these embodiments, an IDev notification application may detect **300** when a specific event occurs. The IDev notification application may then check **301** to determine if the event is recorded on a subscription record. The IDev notification application may then choose not to send a notification **303** if the specific event is not on the subscription record. If the specific event is on the subscription record, the notification application may check **304** whether the subscription is global or job-specific.

If the subscription is global, the notification application may then check **309** if the delivery mechanism for the notification has been designated. If the subscription is job-specific, the notification application may check whether the job was in progress **307** at the time of the event. If the job was not in progress when the event occurred, the notification application may choose not to send a notice **308**. If the job was in progress at the time of the event, the notification application may check **309** if the delivery mechanism for the notification has been designated. If the delivery mechanism for the notification has been designated, the notification application may send **312** notification of the event to the subscribing application using the designated delivery mechanism. If the delivery mechanism has not been designated, the notification application may send notification of the event using a default delivery mechanism **311**. The subscribing application may then receive **313** the notification of the event from the notification application via the designated delivery mechanism or the default delivery mechanism when a notification is sent.

Core Web Service Framework

Some embodiments of the present invention may be described with reference to FIG. **30**. The embodiments comprise a core web service framework (CWSF) **350**. CWSF **350** may comprise a platform for building, deploying and running a web service on an IDev, such as an MFP. Some may provide a standards-based, multi-language execution environment for building distributed network applications. These applications may control processes executing on the IDev.

In some embodiments, a CWSF **350** may comprise a hardware interface (HWIF) **326** connecting to IDev hardware **320**. An HWIF **326** may shield the CWSF **350** from particular platform hardware specific details. A standardized HWIF **326** may allow the CWSF **350** to communicate with multiple IDev hardware devices **320** meeting the interface standard.

An HWIF module **326** may provide hardware abstraction of an IDev that hosts a CWSF **350**. An HWIF module **326** may comprise a set of device-independent APIs that the CWSF **350** uses to communicate with actual IDev hardware **320** components. On the other side, an HWIF module **326** may implement device specific operation that it uses to control the hardware components of a particular platform. In this way, the HWIF **326** may shield the CWSF **350** from actual hardware architecture details.

An HWIF module **326** may also serve as a source of notifications that the CWSF **350** receives through a status monitoring module (SMM) **330**. These notifications may be passed to the CWSF **350** via the SMM **330** by means of callback calls. For example, and not by way of limitation, an HWIF module **326** may act as a source of a Started Notification Callback, which is posted when a device is about to start executing a job. An HWIF **326** may also be the source of a Completed Notification Callback, which may be posted when a job is completed. An HWIF **326** may also be the source of a State Change Notification Callback, which may be posted when a job changes its state. An HWIF **326** may also be the source of a Page Notification Callback, which may be posted when a page is read in or printed.

In some embodiments, a CWSF **350** may comprise a System Architecture Layer (SAL) **324** that is responsible for translating high-level application requests into a sequence of requests specific to a job type at the HWIF **326** level, thereby hiding the complexity from the application. The SAL **324** may group together a sequence of atomic operations into high-level functions. A SAL **324** may provide a logical connection to an HWIF module **326**. A SAL **324** may also register a set of notification callbacks with the HWIF module **326**. When certain conditions occur while a job executes, the SAL **324** may receive corresponding notification from an HWIF module **326**. A SAL **324** may also be the source of event notifications. In some embodiments, a SAL **324** may perform an On_Job_Started notification and/or an On_Job_Completed notification.

The architecture of some embodiments of the present invention may be based on the concept of a job. Depending on the actual device capabilities and device architecture, more than one job may be in progress on an IDev at the same time. For example, and not by way of limitation, a user may execute a scan job while another client is submitting a print job. At the same time, another user may be receiving a fax message and an administrator may be performing an administrative job on the device. In embodiments of the present invention, all these jobs may execute at the same time because each job is identified by a unique identity that is represented by a job object.

The mechanism within the CWSF **350** that controls this dynamic job environment may be referred to as a job queue manager (JQM) **328**. A JQM **328** may manage jobs processed by the system. These jobs may be represented by job objects related to user processes executing on a device. Each job may be represented by a job identifier (job ID) and be associated with job settings, job results and an access control list (ACL). The ACL may comprise detailed information about access to job information by notification subscribers. A JQM **328** may manage each job object for its entire lifetime. A JQM **328** may perform functions such as job object creation, job object destruction, managing job settings, keeping track of security data associated with a job's user, keeping track of job state and status and other functions.

A JQM **328** may also be the source of an event notification. In some embodiments, a JQM **328** may be the source of an On_Job_Create notification, and On_Job_Execute notification, an On_Job_Close notification, an On_Job_Cancel notification and other notifications.

A JQM **328** may maintain a job object database **325** of jobs currently being executed on an IDev or associated hardware or applications. The job object database **325** may also comprise an execution journal that persists across device power cycles even when other job information may be lost.

In some embodiments, a CWSF **350** may also comprise a status monitoring module (SMM) **330**. The SSM may monitor the status of a device or a job executing on a device. An

SMM **330** may monitor changes in device and job states. An SMM **330** may also register a set of notification callbacks with a HWIF module **326**. An SMM **330** may inform the JQM **328** or an NM **332** about job or device state changes or other notifications. An SMM **330** may be the source of an On_System_Error notification.

In some embodiments, a CWSF **350** may comprise a notification module (NM) **332**. An NM **332** may receive event notifications from many different sources within the CWSF **350**. An NM **332** may receive signals indicating internal IDev events or receive other notifications of events occurring on IDev hardware **320**, on CWSF **350** modules, on remote applications **346** or other events. When a notification is received, an NM may communicate with a JQM **328** to create an event data message. An NM **332** may also contact a subscriber manager (SM) **338** to find out whether there are any subscribers interested in receiving notification of an event. If at least one subscriber is found, the NM **332** may attempt to deliver event notification data to that subscriber. If a subscriber has identified a specific notification method, the NM **332** may attempt to deliver the notification using a transport protocol designated by the subscriber during a subscription request or at some other time.

Some embodiments of a CWSF **350** may also comprise a user interface (UI) processor **334**. A UI processor **334** may interface with an IDev UI panel **322**. A UI processor **334** may provide UI content to IDev panel **322** to prompt for user input or inform a user of a condition on the IDev, a CWSF module or a remote application. A UI processor **334** may also accept user input from an IDev panel **322** and relay that input to IDev hardware **320**, a CWSF module or a remote application **346**. A UI processor **334** may enable remote applications **346** to display application-specific screens using an industry standard markup language, such as XHTML, to define forms. A UI processor may also be the source of event notifications such as an On_Hkey_Pressed notification, an On_User_Logout notification or another notification.

A CWSF **350** may also comprise a web service module (WSM) **336**. A WSM **336** may provide a Simple Object Access Protocol (SOAP) interface for an IDev. Remote applications **346** may use a WSM **336** through a set of SOAP interface methods to control IDev hardware **320** including an IDev UI panel **322**. A remote application **346** may also access and/or report to CWSF **350** modules through the WSM **336**.

In some embodiments, a CWSF **350** may comprise a subscriber manager module (SMM) **338**. An SMM **338** may manage a subscriber database **335** in which subscriber data is maintained for event subscriptions.

Some embodiments of a CWSF **350** may also comprise a markup language library, such as an XML library **340**. XML library **340** may comprise a utility code library. XML library **340** may provide function for managing XML content. These functions may be used for parsing and/or generating XML data.

A CWSF **350** may also comprise an event delivery module (EDM) **324**. An EDM **324** may deliver even notification messages to subscribers. An EDM **324** may access subscriber preferences, which may be stored in subscriber database **335** in some embodiments. This subscriber data may be used to select a transport mechanism for notification delivery.

Some embodiments of the present invention are illustrated in FIG. **31**. In these exemplary embodiments, remote applications, such as a security application **350**, a "higher authority" application **352** or other applications **354** may connect to an IDev **364** over a communication link, such as a network **356**. In these embodiments, an MFP Core Web Service (CWS) **365** may expose a SOAP interface to the external

applications **350-354**. When a remote client application **350-354**, makes a SOAP request to the IDev, the CWS **365** assumes the responsibility of translating the markup language (e.g., XML) data representation of the request into a binary form that can be processed by the device. The CWS **365** may also translate any binary data returned to the remote clients into a suitable markup language.

In these exemplary embodiments, a CWS **365** may also assume the responsibility of verifying and validating the input markup language stream that is received from a remote client **350-354**. This data validation may be performed according to the rules expressed in a Web Service Definition Language (WSDL) definition document for the SOAP interface. While a CWS **365** is processing a client SOAP request, it may also return error information serialized as a SOAP fault message.

When executing in secure mode, a CWS **365** may assume the responsibility of assuring that a request comes from an authorized source and that the user making the request has sufficient rights to make the request. A CWS **365** may also perform user session management.

The terms and expressions which have been employed in the forgoing specification are used therein as terms of description and not of limitation, and there is no intention in the use of such terms and expressions of excluding equivalence of the features shown and described or portions thereof, it being recognized that the scope of the invention is defined and limited only by the claims which follow.

We claim:

1. An apparatus for imaging device (IDev) event notification using a core web service framework (CWSF), said apparatus comprising:

- a) a status monitoring module (SMM) for monitoring changes in device and job states and for acting as a source for an event notification;
- b) a subscriber manager (SM) for receiving subscription requests from a web service module (WSM) and for communicating with a notification module (NM);
- c) wherein said notification module (NM) receives event notifications from said sources for event notification and other sources and communicates with a job queue manager (JQM) to create an event data message and wherein said NM communicates with said SM to determine which subscribers are to receive notifications;
- d) wherein said WSM provides a simple object access protocol (SOAP) interface with remote applications, wherein said remote applications controls IDev hardware by sending a SOAP request that is translated to IDev device language by said WSM and forwarded to elements within said IDev, wherein said WSM receives a subscription request from a remote application as a SOAP request and translate and forward said subscription request to said SM, and wherein said WSM receives an event notification from said SM when an event described in said subscription request occurs, and said WSM sends local notification menu content, formatted as a markup language message, to a UI processor in response to said receipt of an event notification;
- e) a markup language library comprising a utility code library, wherein said markup language library is employed in parsing and generating markup language data;
- f) a system abstraction layer (SAL) for grouping together a sequence of atomic operations into high-level functions; and
- g) wherein said UI processor creates IDev front panel menu content in response to receiving said local notification menu content, wherein said IDev front panel menu con-

tent is formatted as a front panel markup language message and wherein said UI processor sends said front panel menu content to an IDev front panel user interface.

2. An apparatus as described in claim **1** wherein a notification is passed to said CWSF via said SMM by means of a callback call.

3. An apparatus as described in claim **1** wherein said JQM maintains a job object database of jobs currently being executed on said IDev and on associated hardware and applications.

4. An apparatus as described in claim **1** wherein said JQM comprises an execution journal that persists across IDev power cycles.

5. An apparatus as described in claim **1** wherein said NM may receive signals from remote applications indicating the occurrence of events at those remote applications.

6. An apparatus as described in claim **1** wherein said WSM further performs data validation using a web service definition language (WSDL) definition document for the SOAP interface.

7. An apparatus as described in claim **1** wherein said WSM further assures that a request comes from an authorized source with sufficient rights to make said request.

8. A method for imaging device (IDev) event notification using a core web service framework (CWSF), said method comprising:

- a) receiving a subscription request via a Web Service Module (WSM);
- b) parsing said subscription request using a markup language library comprising a utility code library;
- c) sending said parsed subscription request to a subscriber manager (SM), which receives subscription requests from remote applications via said Web Service Module (WSM) and wherein said SM communicates with a notification module (NM);
- d) determining whether a requester of said notification request is eligible to receive a notification, said determining being performed by a job queue manager (JQM), which manages IDev system jobs through the use of job objects related to user processes and wherein said JQM manages an access control list (ACL), which allows said JQM to restrict job notification access to entities listed on said ACL;
- e) recording a subscription using said SM when said subscription requester is eligible for said subscription;
- f) monitoring said IDev with a status monitoring module (SMM), which monitors changes in device and job states;
- g) receiving an event notification, at said NM, from a component in said IDev;
- h) creating an event data message with said NM in response to receipt of said event notification;
- i) sending said event data message to said requester; and
- j) receiving an event notification at said WSM from said SM;
- k) creating local notification menu content, formatted as a markup language message with said WSM;
- l) sending said local notification menu content to a UI processor;
- m) creating IDev front panel menu content, at said UI processor, in response to receiving said local notification menu content, wherein said IDev front panel menu content is formatted as a front panel markup language message;
- n) sending said front panel menu content from said UI processor to an IDev front panel user interface; and

35

- o) displaying said front panel menu content at said front panel user interface; and
- p) grouping together a sequence of atomic operations into high-level functions by a system abstraction layer (SAL).

9. A method as described in claim 8 wherein a notification is passed to said CWSF via said SMM by means of a callback call.

10. A method as described in claim 8 wherein said JQM maintains a job object database of jobs currently being executed on said IDev and on associated hardware and appli-

11. A method as described in claim 8 wherein said JQM comprises an execution journal that persists across IDev power cycles.

36

12. A method as described in claim 8 wherein said NM receives signals from remote applications indicating the occurrence of events at those remote applications and create an event data message in response to said signals.

5 13. A method as described in claim 8 wherein said WSM further performs data validation using a web service definition language (WSDL) definition document for the SOAP interface.

10 14. A method as described in claim 8 wherein said WSM further assures that a request comes from an authorized source with sufficient rights to make said request.

* * * * *