



US007906574B2

(12) **United States Patent**
Meakin et al.

(10) **Patent No.:** **US 7,906,574 B2**
(45) **Date of Patent:** ***Mar. 15, 2011**

(54) **POLYMERIC KETONE**

(75) Inventors: **Craig Meakin**, Lancashire (GB);
Dianne Flath, Elswick (GB); **Brian Wilson**, Lancashire (GB)

(73) Assignee: **Victrex Manufacturing Limited**,
Lancashire (GB)

(*) Notice: Subject to any disclaimer, the term of this patent is extended or adjusted under 35 U.S.C. 154(b) by 0 days.

This patent is subject to a terminal disclaimer.

(21) Appl. No.: **12/588,344**

(22) Filed: **Oct. 13, 2009**

(65) **Prior Publication Data**

US 2010/0036046 A1 Feb. 11, 2010

Related U.S. Application Data

(63) Continuation of application No. 11/387,748, filed as application No. PCT/GB2004/004087 on Sep. 27, 2004, now Pat. No. 7,608,648.

(30) **Foreign Application Priority Data**

Sep. 26, 2003 (GB) 0322598.4
Apr. 6, 2005 (GB) 0506937.2

(51) **Int. Cl.**

C08G 8/02 (2006.01)
C08K 3/40 (2006.01)
C08K 3/04 (2006.01)
B29B 9/10 (2006.01)

(52) **U.S. Cl.** **524/424**; 524/494; 524/540; 524/592;
524/611; 264/6; 528/125

(58) **Field of Classification Search** 524/424,
524/494, 540, 592, 611; 264/6; 528/125
See application file for complete search history.

(56) **References Cited**

U.S. PATENT DOCUMENTS

4,541,884 A 9/1985 Cogswell et al.
4,624,886 A 11/1986 Cogswell et al.
4,638,037 A 1/1987 Ward et al. 525/471
5,213,889 A 5/1993 Cogswell et al.
5,561,202 A 10/1996 Helmer-Metzmann et al.
5,844,036 A 12/1998 Hughes

FOREIGN PATENT DOCUMENTS

EP 0 001 879 A1 5/1979
EP 0 125 816 A2 11/1984
EP 0 184 458 A2 6/1986
EP 0 268 765 6/1988
JP 60-187530 9/1985
JP 61162549 A 7/1986
JP 03-190961 8/1991
JP 3-222722 10/1991
JP 4015252 A 1/1992
JP 7183078 A 7/1995
JP 8-253671 10/1996
JP 8253671 A 10/1996
JP 2000-191796 7/2000
WO WO 02/096974 A2 12/2002

Primary Examiner — Kriellion A Sanders

(74) *Attorney, Agent, or Firm* — Nixon & Vanderhye

(57) **ABSTRACT**

A polyaryletherketone polymeric material, for example polyetheretherketone and composite materials comprising said polymeric material are described. The polymeric material has a melt viscosity (MV) in the range 0.05 to 0.12 kNsm⁻² preferably in the range 0.085 to 0.095 kNsm⁻².

33 Claims, No Drawings

POLYMERIC KETONE

This application is a continuation of Application No. 11/387,748, filed Mar. 24, 2006, now U.S. Pat. No. 7,608,648, which is a continuation-in-part of PCT International Application No. PCT/GB2004/004087, filed 27 Sep. 2004, which designated the U.S. The continuation-in-part application claims priority to British Application No. 0322598.4, filed 26 Sept. 2003, and 0506937.2, filed 6 Apr. 2005, the entire content of which is hereby incorporated by reference in this application.

This invention relates to a polymeric material and particularly, although not exclusively, relates to a polyaryletherketone, especially to polyetheretherketone.

The thermoplastic polyaryletherketone polyetheretherketone has been known for over twenty years. EP0001879B (Imperial Chemical Industries) describes its preparation and use and states that, to be useful, polyaryletherketones must have an inherent viscosity (IV) of at least 0.7 dl g^{-1} (which corresponds to a reduced viscosity (RV) of at least 0.8 dl g^{-1}) measured according to the method described in EP 0001879B. It is stated that, if the IV is less than 0.7 dl g^{-1} , polymers prepared are not tough but are brittle.

Consequently, whilst polymers of IV less than 0.7 dl g^{-1} have been prepared none is commercially available and none has been used to manufacture components by, for example, injection moulding or extrusion.

For many years, Imperial Chemical Industries and its successor in title, Victrex Plc, were the sole manufacturers of polyetheretherketone. In view of the aforementioned companies' accepted understanding as regards the necessity for any useful polymer to have an IV of at least 0.7 dl g^{-1} , the companies' lowest viscosity polyetheretherketone made commercially available had an MV of 0.15 kNsm^{-2} (Victrex PEEK (Trade mark) 150) which corresponds to an IV of 0.755 dl g^{-1} . The company also sells two higher viscosity materials, namely a medium viscosity grade (Victrex PEEK 380 having an MV of 0.38 kNsm^{-2}) and a standard viscosity grade (Victrex PEEK 450 having an MV of 0.45 kNsm^{-2}).

Since EP0001879B expired other companies have made polyetheretherketone. For example U.S. Pat. No. 6,566,484 B2 (Gharda Chemicals) describes the preparation of a melt processable polyetheretherketone polymer. The document describes preparation of a range of polymers having different IVs, but there is no suggestion that polymers having an IV of less than 0.7 may have any advantageous properties or commercial use. Gharda Chemicals manufactures and sells polyetheretherketones; its lowest viscosity grade is referred to as grade 5600 which is said to have Melt Flow Rate (MFR) in the range 30-40 cc/10 minutes. This grade has an IV/MV which is substantially the same as that of Victrex PEEK 150 referred to above. The company also sells Grades 5400 and 5300 which have substantially the same IV/MV as Victrex PEEK grades 380 and 450 respectively.

It appears to have been accepted for many years in the area of polyaryletherketones especially as regards polyetheretherketone (which is by far the predominant commercially available polyaryletherketone), that polymers having an IV of less than 0.7 dl g^{-1} are of no commercial use. However, the present invention is based on a surprising discovery that such polymers have useful properties and that the long accepted statements in EP0001879B are inaccurate. In particular, it is believed that the test for toughness described in EP0001879B may not be an accurate predictor of the properties and/or usefulness of polyaryletherketone polymers.

It is an object of the present invention to provide polyaryletherketone polymers which have advantageous and useful properties.

According to a first aspect of the present invention, there is provided a pack comprising a polymeric material having a

melt viscosity (MV) in the range 0.05 to 0.12 kNsm^{-2} wherein said polymeric material is of a type which includes:

- (a) phenyl moieties;
- (b) carbonyl moieties; and
- (c) ether moieties.

MV is suitably measured using capillary rheometry operating at 400° C . at a shear rate of 1000 s^{-1} using a tungsten carbide die, $0.5 \times 3.175 \text{ mm}$.

Although the invention is described in terms of MV this may be equated approximately to IV (measured as described in EP0001879B) in accordance with FIG. 1 hereinafter.

It has surprisingly been found that, whilst the viscosity of the polymeric material is significantly less than that of the lowest viscosity commercially available polyaryletherketone, the polymeric material has mechanical properties which are similar to commercially available Victrex PEEK 150. Advantageously, the lower viscosity may enable the polymeric material to be used in applications, for example for highly filled composite materials and/or in injection moulding or extruding components having relatively thin walls, where higher viscosity (e.g. PEEK 150) material could not be used.

Said polymeric material suitably has an MV of 0.06 kNsm^{-2} , preferably has an MV of at least 0.07 kNsm^{-2} , more preferably at least 0.08 kNsm^{-2} .

Said polymeric material may have an MV of less than 0.11 kNsm^{-2} , preferably less than 0.10 kNsm^{-2} .

Said polymeric material may have an MV in the range 0.07 to 0.12 kNsm^{-2} , preferably in the range 0.08 to 0.11 kNsm^{-2} , more preferably in the range 0.08 to 0.10 kNsm^{-2} .

Said polymeric material preferably has an MV in the range 0.07 to 0.10 kNsm^{-2} , more preferably in the range 0.08 to 0.10 kNsm^{-2} .

Said polymeric material may have a tensile strength, measured in accordance with ASTM D790 of at least 80 MPa . The tensile strength is preferably in the range 80 - 110 MPa , more preferably in the range 80 - 100 MPa .

Said polymeric material may have a flexural strength, measured in accordance with ASTM D790 of at least 145 MPa . The flexural strength is preferably in the range 145 - 180 MPa , more preferably in the range 145 - 165 MPa .

Said polymeric material may have a flexural modulus, measured in accordance with ASTM D790, of at least 3.5 GPa . The flexural modulus is preferably in the range 3.5 - 4.5 GPa , more preferably in the range 3.5 - 4.1 GPa .

Said pack may include at least 1 kg , suitably at least 5 kg , preferably at least 10 kg , more preferably at least 14 kg of material of which at least a part is made up of a said polymeric material. Said pack may include 1000 kg or less, preferably 500 kg or less of said material. Preferred packs include 10 to 500 kg of said material.

Said pack may include a composite material as described hereinafter which includes a said polymeric material.

Said pack may include at least 1 kg , suitably at least 5 kg , preferably at least 10 kg , more preferably at least 14 kg of a said polymeric material as described. Said pack may include 1000 kg or less, preferably 500 kg or less of said polymeric material. Preferred packs include 10 to 500 kg of a said polymeric material.

Material in said pack (e.g. a composite material or a said polymeric material per se) may be in powder or granular form.

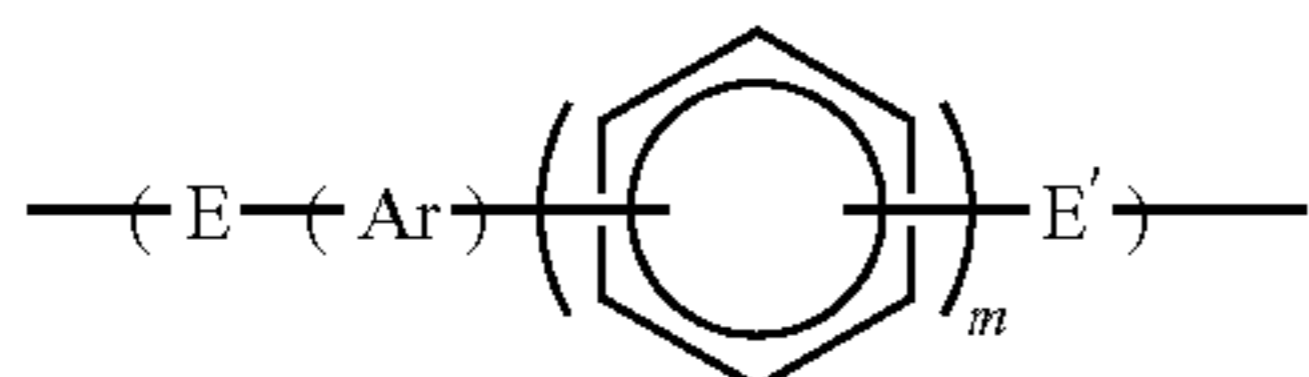
Said pack may comprise packaging material (which is intended to be discarded or re-used) and a desired material (e.g. a composite material and/or a said polymeric material). Said packaging material preferably substantially fully encloses said desired material. Said packaging material may comprise a first receptacle, for example a flexible receptacle such as a plastics bag in which said desired material is

3

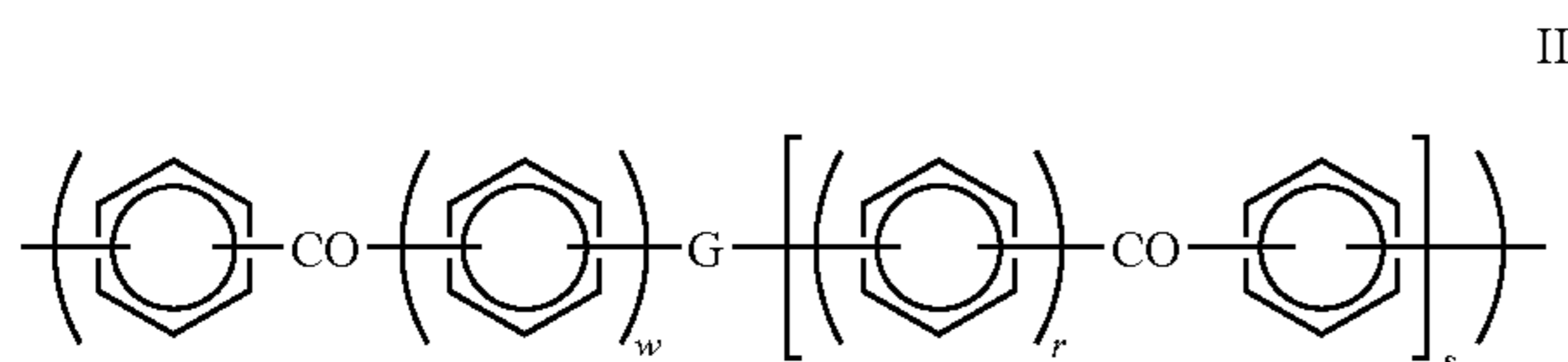
arranged. The first receptacle may be contained within a second receptacle for example in a box such as a cardboard box.

Said desired material in said pack may comprise at least 90 wt % of a said polymeric material and preferably consists essentially of a said polymeric material.

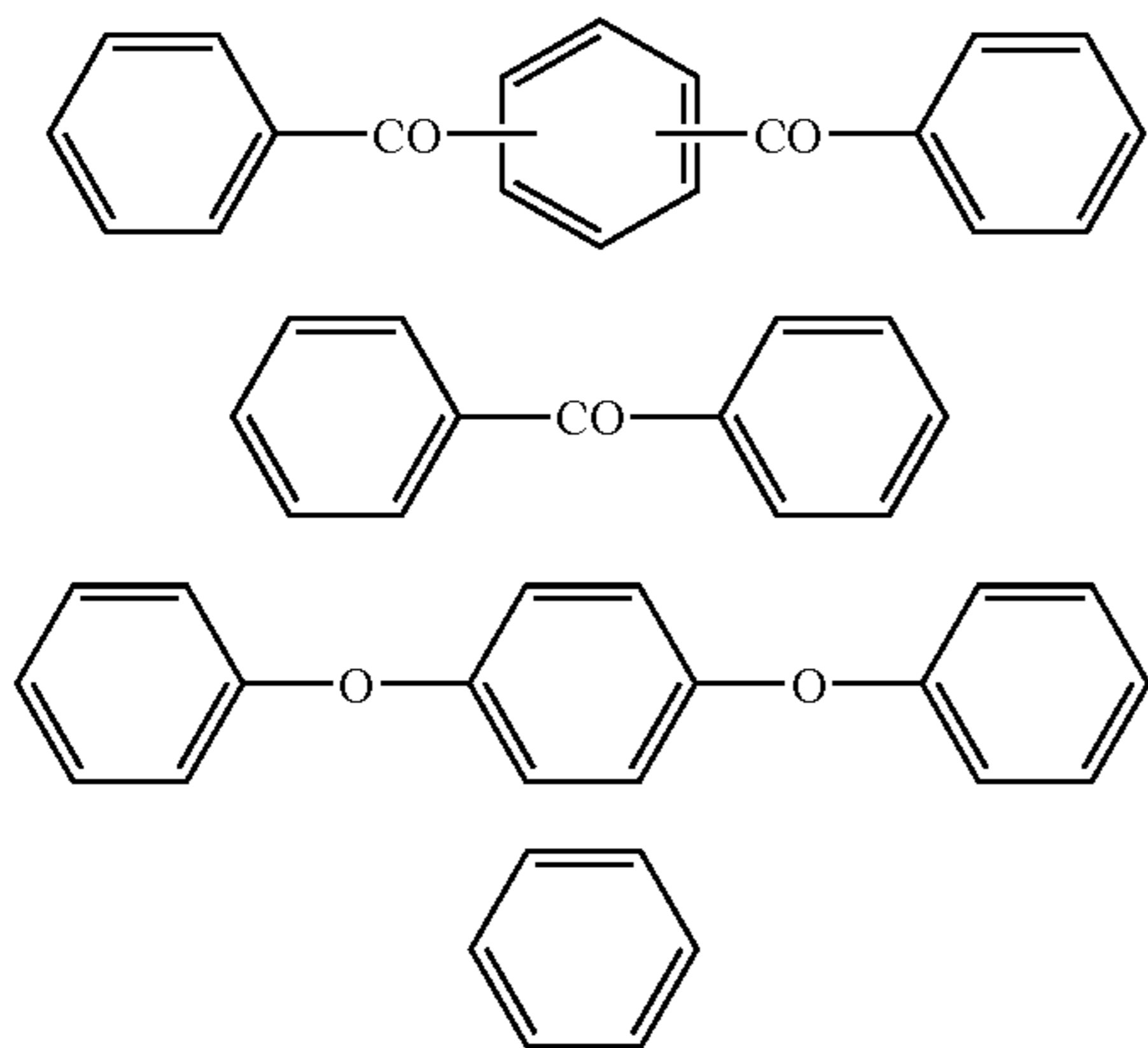
Preferably, said polymeric material has a moiety of formula



and/or a moiety of formula



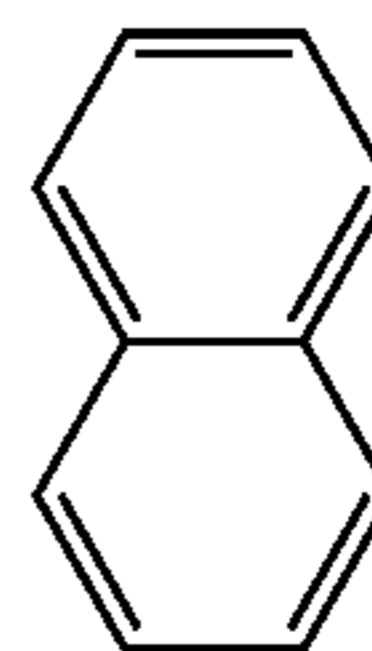
wherein m, r, s and w independently represent zero or a positive integer, E and E' independently represent an oxygen atom or a direct link, G represents an oxygen atom, a direct link or a —O-Ph-O— moiety where Ph represents a phenyl group and Ar is selected from one of the following moieties (i) to (vi) which is bonded via one or more of its phenyl moieties to adjacent moieties



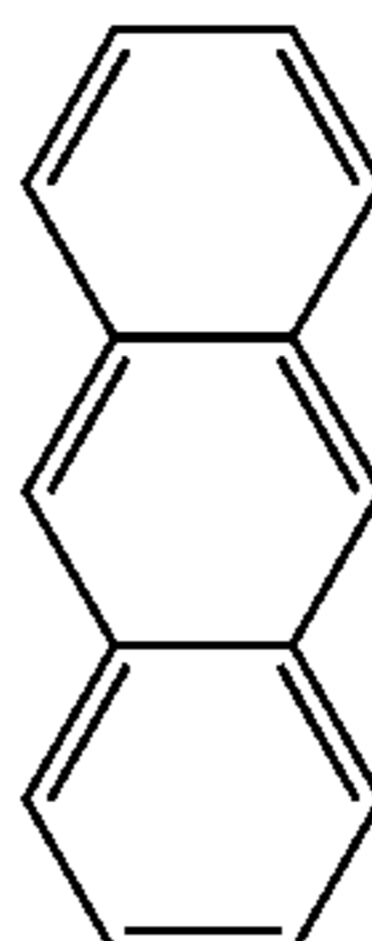
(i)
(ii)
(iii)
(iv)

4

-continued



(v)



(vi)

I 10

15

II

20

25

30

35

40

45

Unless otherwise stated in this specification, a phenyl moiety has 1,4-, linkages to moieties to which it is bonded.

In (i), the middle phenyl may be 1,4- or 1,3-substituted.

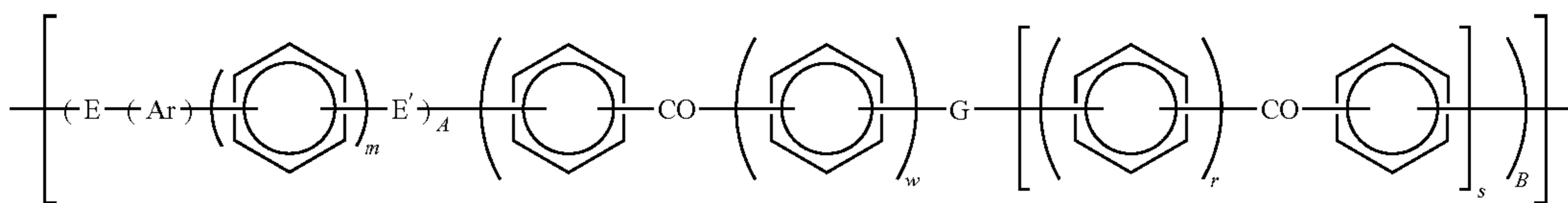
Said polymeric material may include more than one different type of repeat unit of formula I; and more than one different type of repeat unit of formula II. Preferably, however, only one type of repeat unit of formula I or II is provided.

Said moieties I and II are suitably repeat units. In the polymeric material, units I and II are suitably bonded to one another—that is, with no other atoms or groups being bonded between units I and II.

Where w is greater than zero, the respective phenylene moieties may independently have 1,4- or 1,3-linkages to the other moieties in the repeat units of formulae II. Preferably, said phenylene moieties have 1,4-linkages.

Suitably, “a” represents the mole % of units of formula I in said polymeric material, suitably wherein each unit I is the same; and “b” represents the mole % of units of formula II in said polymeric material, suitably wherein each unit II is the same. Preferably, a is in the range 45-100, more preferably in the range 45-55, especially in the range 48-52. Preferably, b is in the range 0-55, more preferably in the range 45-55, especially in the range 48-52. Preferably, the ratio of a to b is in the range 0.9 to 1.1 and, more preferably, is about 1. Suitably, the sum of a and b is at least 90, preferably at least 95, more preferably at least 99, especially about 100. Preferably, said polymeric material consists essentially of moieties I and II.

Said polymeric material may be a homopolymer having a repeat unit of general formula

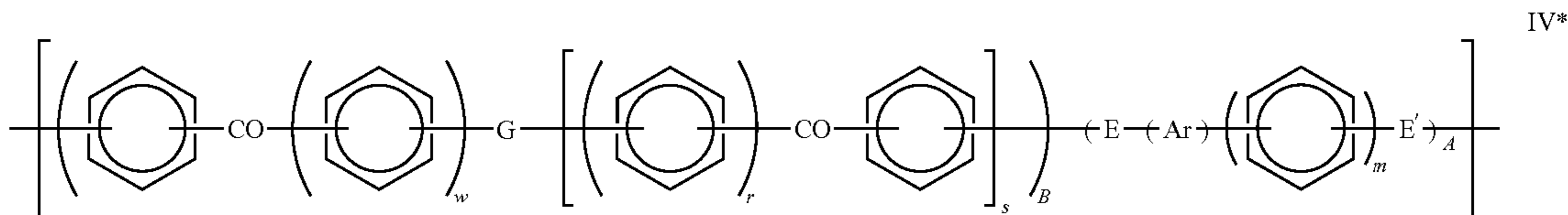


IV

or a random or block copolymer of at least two different units of IV, wherein A and B independently represent 0 or 1 and E, E', G, Ar, m, r, s and w are as described in many statement herein.

5

As an alternative to a polymeric material comprising unit(s) IV discussed above, said polymeric material may be a homopolymer having a repeat unit of general formula

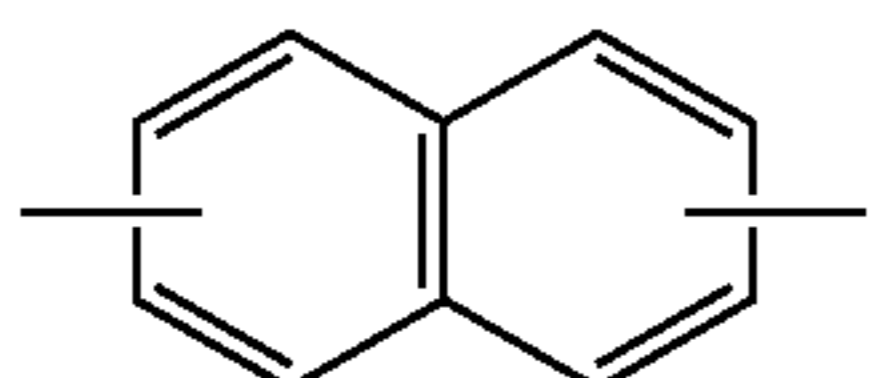
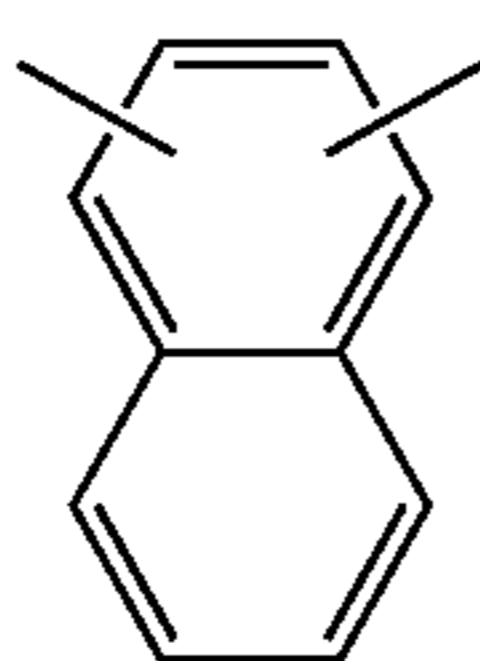
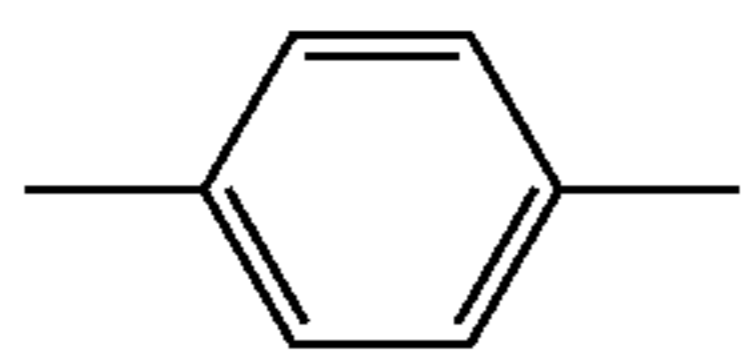
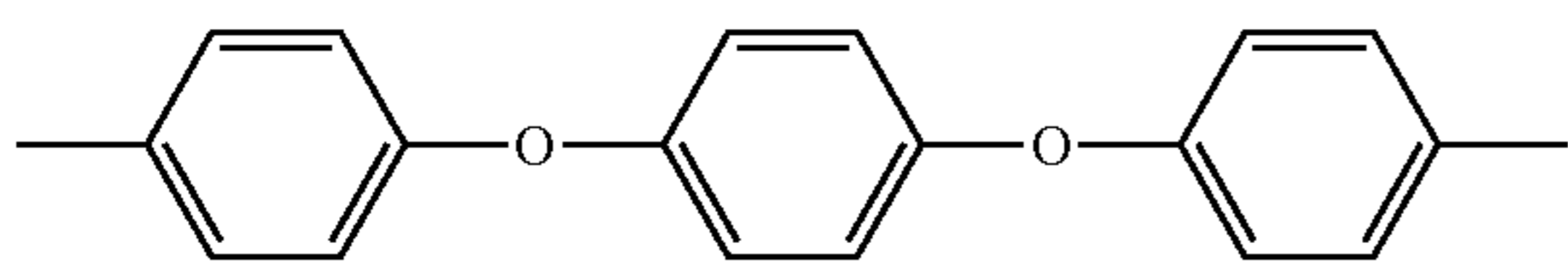
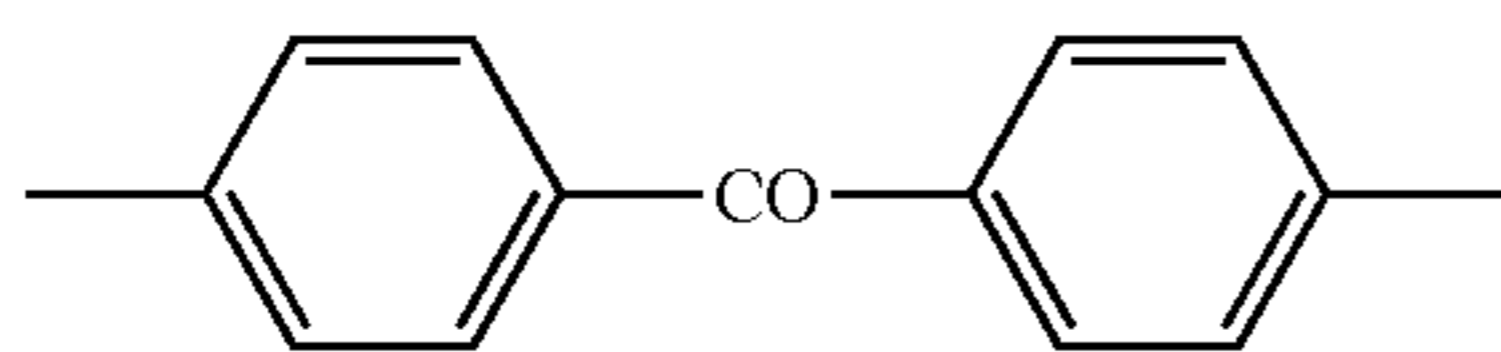
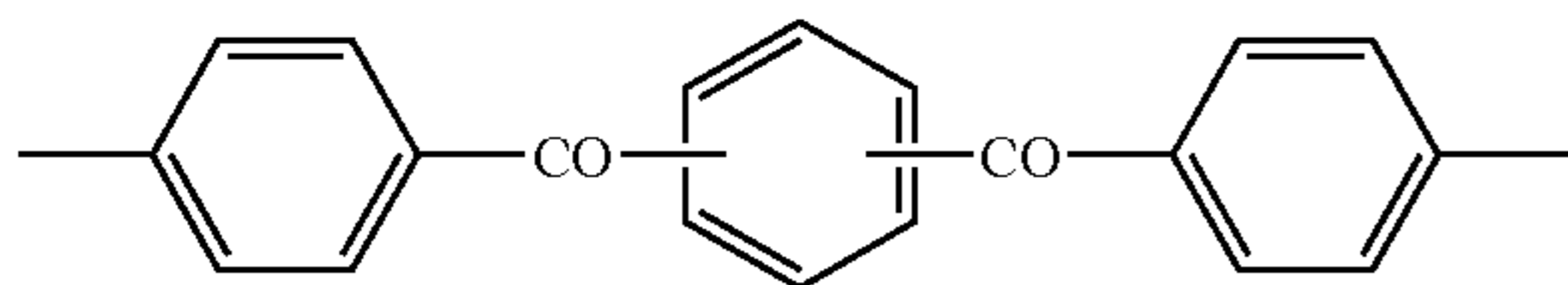


or a random or block copolymer of at least two different units of IV* wherein A and B, independently represent 0 or 1 and E, E', G, Ar, m, r, s and w are as described in any statement herein.

Preferably, m is in the range 0-3, more preferably 0-2, especially 0-1. Preferably, r is in the range 0-3, more preferably 0-2, especially 0-1. Preferably, s is 0 or 1. Preferably, w is 0 or 1.

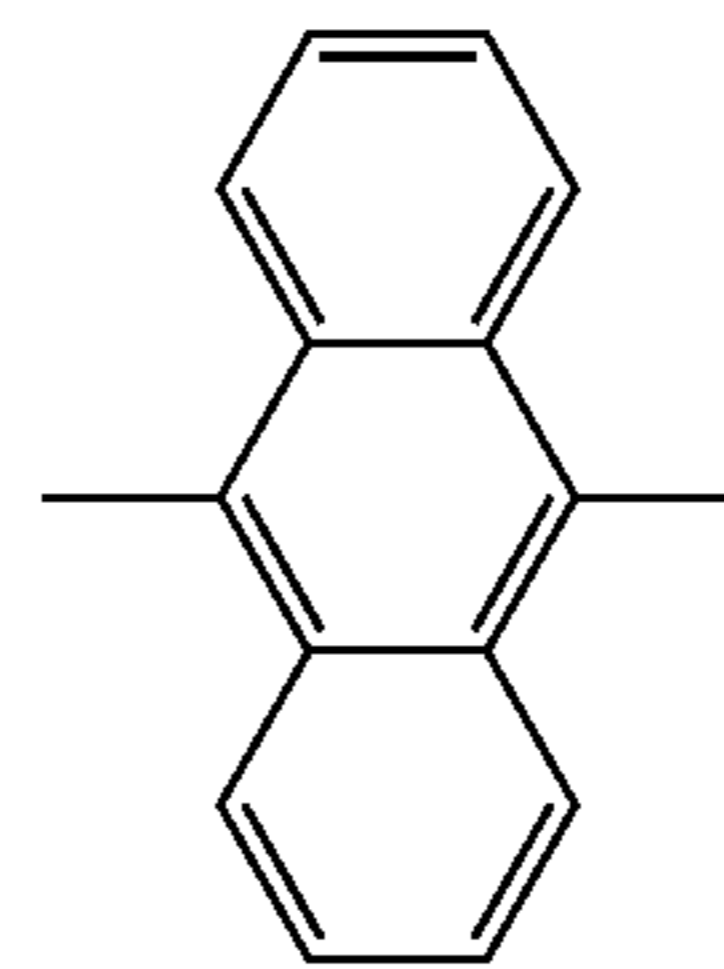
Preferably, said polymeric material is a homopolymer having a repeat unit of general formula IV.

Preferably Ar is selected from the following moieties (vii) to (xiii):



6

-continued



(xiii)

In (vii), the middle phenyl may be 1,4- or 1,3-substituted. Preferably, (xi) is selected from a 1,2-, 1,3-, or a 1,5-moiety; and (xii) is selected from a 1,6-, 2,3-, 2,6- or a 2,7-moiety.

Suitable moieties Ar are moieties (i), (ii), (iii) and (iv) and, of these, moieties (i), (ii) and (iv) are preferred. Other preferred moieties Ar are moieties (vii), (viii), (ix) and (x) and, of these, moieties (vii), (viii) and (x) are especially preferred.

An especially preferred class of polymeric material are polymers (or copolymers) which consist essentially of phenyl moieties in conjunction with ketone and/or ether moieties. That is, in the preferred class, the polymeric material does not include repeat units which include —S—, —SO₂— or aromatic groups other than phenyl. Preferred polymeric materials of the type described include:

(a) a polymer consisting essentially of units of formula IV wherein Ar represents moiety (iv), E and E' represent oxygen atoms, m represents 0, w represents 1, G represents a direct link, s represents 0, and A and B represent 1 (i.e. polyetheretherketone).

(b) a polymer consisting essentially of units of formula IV wherein E represents an oxygen atom, E' represents a direct link, Ar represents a moiety of structure (i), m represents 0, A represents 1, B represents 0 (i.e. polyetherketone);

(c) a polymer consisting essentially of units of formula IV wherein E represents an oxygen atom, Ar represents moiety (i), m represents 0, E' represents a direct link, A represents 1, B represents 0, (i.e. polyetherketoneketone).

(d) a polymer consisting essentially of units of formula IV wherein Ar represents moiety (i), E and E' represent oxygen atoms, G represents a direct link, m represents 0, w represents 1, r represents 0, s represents 1 and A and B represent 1. (i.e. polyetherketoneetherketoneketone).

(e) a polymer consisting essentially of units of formula IV, wherein Ar represents moiety (iv), E and E' represents oxygen atoms, G represents a direct link, m represents 0, w represents 0, s, r, A and B represent 1 (i.e. polyetheretherketoneketone).

(f) a polymer comprising units of formula IV, wherein Ar represents moiety (iv), E and E' represent oxygen atoms,

m represents 1, w represents 1, A represents 1, B represents 1, r and s represent 0 and G represents a direct link (i.e. polyether-diphenyl-ether-phenyl-ketone-phenyl-).

Said polymeric material is preferably semi-crystalline. The level and extent of crystallinity in a polymer is preferably measured by wide angle X-ray diffraction (also referred to as Wide Angle X-ray Scattering or WAXS), for example as described by Blundell and Osborn (Polymer 24, 953, 1983). Alternatively, crystallinity may be assessed by Differential Scanning Calorimetry (DSC).

The level of crystallinity in said polymeric material may be at least 1%, suitably at least 3%, preferably at least 5% and more preferably at least 10%. In especially preferred embodiments, the crystallinity may be greater than 30%, more preferably greater than 40%, especially greater than 45%.

The glass transition temperature (T_g) of said polymeric material may be at least 140° C., suitably at least 144° C. In some cases it may be greater than 154° C., 160° C., 164° C., 170° C., 190° C. or greater than 250° C. or even 300° C. In a preferred embodiment, the glass transition temperature is in the range 140° C. to 145° C.

The main peak of the melting endotherm (T_m) for said polymeric material (if crystalline) may be at least 300° C.

Said polymeric material may consist essentially of one of units (a) to (f) defined above. Alternatively, said polymeric material may comprise a copolymer comprising at least two units selected from (a) to (f) defined above. Preferred copolymers include units (a). For example, a copolymer may comprise units (a) and (f); or may comprise units (a) and (e).

In preferred embodiments, said polymeric material is selected from polyetheretherketone and polyetherketone. In an especially preferred embodiment, said polymeric material is polyetheretherketone.

In a preferred embodiment said pack comprises polyetheretherketone having an MV in the range 0.07 to 0.12 kNsm⁻², preferably in the range 0.08 to 0.11 kNsm⁻², especially in the range 0.08 to 0.10 kNsm⁻².

According to a second aspect of the invention, there is provided a receptacle containing at least 1 kg (preferably at least 5 kg, more preferably at least 50 kg) of a said polymeric material as described according to said first aspect.

The polymeric material described may enable highly filled composite materials to be prepared in view of its relatively low viscosity. Thus, according to a third aspect of the present invention, there is provided a composite material which comprises a polymeric material having an MV in the range 0.05 to 0.12 kNsm⁻² (preferably in the range 0.07 to 0.10 kNsm⁻², more preferably in the range 0.08 to 0.10 kNsm⁻²) and a filler means, wherein said polymeric material is of a type which includes:

- (a) phenyl moieties;
- (b) carbonyl moieties; and
- (c) ether moieties.

Said polymeric material may have any feature of said polymeric material described according to said first aspect. Said polymeric material is preferably polyetheretherketone.

Said filler means may include a fibrous filler or a non-fibrous filler. Said filler means may include both a fibrous filler and a non-fibrous filler.

A said fibrous filler may be continuous or discontinuous. In preferred embodiments a said fibrous filler is discontinuous.

Preferably, fibres of a filler means which is discontinuous have an average length of less than 10 mm, preferably less than 7 mm.

A said fibrous filler may be selected from inorganic fibrous materials, high-melting organic fibrous materials and carbon fibre.

A said fibrous filler may be selected from inorganic fibrous materials, non-melting and high-melting organic fibrous materials, such as aramid fibres, and carbon fibre.

A said fibrous filler may be selected from glass fiber, carbon fibre, asbestos fiber, silica fiber, alumina fiber, zirconia fiber, boron nitride fiber, silicon nitride fiber, boron fiber, fluorocarbon resin fibre and potassium titanate fiber. Preferred fibrous fillers are glass fibre and carbon fibre.

A fibrous filler may comprise nanofibres.

A said non-fibrous filler may be selected from mica, silica, talc, alumina, kaolin, calcium sulfate, calcium carbonate, titanium oxide, ferrite, clay, glass powder, zinc oxide, nickel carbonate, iron oxide, quartz powder, magnesium carbonate, fluorocarbon resin and barium sulfate. The list of non-fibrous fillers may further include graphite, carbon powder and nanotubes. The non-fibrous fillers may be introduced in the form of powder or flaky particles.

Preferably said filler means comprises one or more fillers selected from glass fibre, carbon fibre, carbon black and a fluorocarbon resin. Said fillers are preferably discontinuous and may comprise chopped fibres.

Said composite material may comprise one or more polymeric material(s) of a type described above with MV as described. Preferably, said composite material comprises only a single type of polymeric material. Said single type is preferably polyetheretherketone.

Said composite material suitably includes 30 to 80 wt % of polymeric material(s) of the type described, (which is preferably a single type of polymeric material, especially polyetheretherketone) and 20 to 70 wt % of filler means. Preferably, said composite material comprises 30 to 70 wt % of polymeric material and 30 to 70 wt % of filler means. More preferably, said composite material comprises 40 to 65 wt % of polymeric material and 35 to 60 wt % of filler means. In an especially preferred embodiment, said composite material comprises 40 to 60 wt % of polymeric material and 40 to 60 wt % of filler means.

The ratio of the wt % of polymeric material to the wt % of filler means may be in the range 0.6 to 1.6, preferably 0.65 to 1.5.

The ratio of the wt % of filler means to the wt % of polymeric material is preferably at least 0.65, more preferably at least 0.8, especially at least 1.

Said composite material may be in granular form.

According to a fourth aspect of the invention there is provided a method of making a composite material the method comprising:

- (i) selecting a polymeric material having an MV in the range 0.05 to 0.12 kNsm⁻² (preferably in the range 0.07 to 0.10 kNsm⁻², more preferably in the range 0.08 to 0.10 kNsm⁻²), wherein said polymeric material is of a type which includes:

- (a) phenyl moieties;
- (b) carbonyl moieties; and
- (c) ether moieties;

AND

- (ii) contacting said polymeric material with a filler means to prepare said composite material.

Said polymeric material selected may have any feature of said polymeric material described herein. Said polymeric material is preferably polyetheretherketone.

Said filler means and the composite material prepared may independently have any features of the filler means and composite material described herein.

Preferably, said filler means comprises one or more fillers selected from glass fibre, carbon fibre, carbon black and a fluorocarbon resin. More preferably, said filler means com-

prises glass fibre or carbon, especially discontinuous, for example chopped, glass fibre or carbon fibre. Preferred discontinuous fibres have an average length before contact with the polymeric material, of less than 10 mm, preferably less than 7 mm. The average length may be greater than 1 mm, preferably greater than 2 mm. Preferably, a fibrous filler means consists essentially of fibers having a length, before contact with the polymeric material, of less than 10 mm.

Said composite material may be prepared as described in PCT/GB2003/001872 and the content of the aforementioned document is incorporated herein by reference.

Said composite material may be prepared by contacting melted polymeric material with said filler means.

As described above, the polymeric material may advantageously be used in injection moulding or extrusion to manufacture components. Thus, according to a fifth aspect of the invention, there is provided a method of making a component, the method comprising extruding or injection moulding a polymeric material having an MV in the range 0.05 to 0.12 kNsm⁻² (preferably in the range 0.07 to 0.10 kNsm⁻², more preferably in the range 0.08 to 0.10 kNsm⁻²), wherein said polymeric material is of a type which includes:

- (a) phenyl moieties;
- (b) carbonyl moieties; and
- (c) ether moieties.

Said polymeric material may have any feature of said polymeric material described according to any of the above aspects. Said polymeric material is preferably polyetheretherketone.

Said method preferably involves selecting a precursor material from which to make the component wherein said precursor material comprises a said polymeric material and subjecting the precursor material to a temperature above its melting temperature in an extrusion or injection moulding apparatus. Suitably, said precursor material is heated to a temperature of greater than 300° C., preferably greater than 340° C. It is suitably heated to a temperature not exceeding 450° C.

Said precursor material may consist essentially of a said polymeric material described herein or a said composite material described herein.

Suitably, in the method, at least 0.5 g, preferably at least 1 g, more preferably at least 5 g, especially at least 10 g is selected in order to make the component.

The method may be used to make components having relatively thin walls. Thus, the invention, in a sixth aspect relates to a method of making a component which has a wall which includes a region having a thickness of 3 mm or less, the method comprising:

(A) selecting a precursor material which comprises a polymeric material having an MV in the range 0.05 to 0.12 kNsm⁻² (preferably in the range 0.07 to 0.10 kNsm⁻², more preferably in the range 0.08 to 0.10 kNsm⁻²), wherein said polymeric material is of a type which includes:

- (a) phenyl moieties;
- (b) carbonyl moieties; and
- (c) ether moieties;

AND

(B) treating said precursor material, thereby to form said component.

Preferably, the component includes a region having a thickness of 2 mm or less, more preferably 1 mm or less.

Said treatment described in (B) preferably involves melt processing said precursor material. Melt processing is preferably carried out by extrusion or injection moulding.

Suitably, said component includes a region having an area of at least 0.5 cm², preferably at least 1 cm², more preferably

at least 5 cm² having a thickness as described. Thus, in one embodiment, said component may include a region of at least 0.5 cm² which has a thickness of 3 mm, preferably of 2 mm or less.

A said polymeric material as described herein may be made by any suitable method. An electrophilic process may be used as described in U.S. Pat. No. 6,566,484B2; or a nucleophilic process may be used as described in EP00001879B or PCT/GB99/02833. A nucleophilic process is preferred.

MV may be controlled as described in EP 0001879B.

Any features of any aspect of any invention or embodiment described herein may be combined with any feature of any aspect of any other invention or embodiment described herein *mutatis mutandis*.

Specific embodiments of the invention will now be described by way of example, with reference to the accompanying FIGURE which is a plot illustrating the relationship between MV and IV.

VICTREX PEEK 150P (Trade Mark), Victrex PEEK 150GL30 (Trade Mark) and Victrex PEEK 150CA130 may be obtained from Victrex Plc, UK.

All chemicals referred to herein were used as received from Sigma-Aldrich Chemical Company, Dorset, UK, unless otherwise stated.

EXAMPLE 1

Preparation of Polyetheretherketone

A 250 ml flanged flask fitted with a ground glass Quickfit lid, stirrer/stirrer guide, nitrogen inlet and outlet was charged with 4,4'-difluorobenzophenone (22.48 g, 0.103 mole), hydroquinone (11.01 g, 0.1 mole) and diphenylsulphone (49 g) and purged with nitrogen for over 1 hour. The contents were then heated under a nitrogen blanket to between 140 and 150° C. to form an almost colourless solution. While maintaining a nitrogen blanket, dried sodium carbonate (10.61 g, 0.1 mole) and potassium carbonate (0.278 g, 0.002 mole) was added. The temperature was raised to 200° C. and held for 1 hour; raised to 250° C. and held for 1 hour; raised to 315° C. and maintained for 2 hour.

The reaction mixture was allowed to cool, milled and washed with acetone and water. The resulting polymer was dried in an air oven at 120° C. producing a powder. The polymer had a melt viscosity at 400° C., 1000 sec⁻¹ of 0.089 kNsm⁻².

The polymer was compression moulded at 400° C. in a press (20 tonnes, 5 minutes) into a thin film approximately 0.2 mm thick and cooled from 400° C. to 120° C. in 30 minutes to induce complete crystallisation and then allowed to cool to room temperature.

The film was then hinged through 180° followed by hinging through 360° C. This process was repeated 5 times and the film survived without breaking and was therefore considered to be tough.

EXAMPLES 2a-d

Preparation of Samples of Polyetheretherketone with Different Melt Viscosities

The procedure described in Example 1 was repeated except the polymerisation time was varied to produce polyetheretherketone with different melt viscosities. The details are given in Table 1 below.

11

TABLE 1

Example	Reaction Time (mins)	Melt Viscosity (kNsm ⁻²)	Toughness Test
1	120	0.089	Tough
2a	180	0.150	Tough
2b	160	0.117	Tough
2c	90	0.075	Brittle
2d	60	0.06	Brittle

EXAMPLE 3

Large Scale Production of Polyetheretherketone

The procedure described in Example 1 was repeated on a larger scale to produce sufficient material to carry out mechanical and melt flow testing. Five batches were produced, Examples 3a-e, with Melt Viscosities measured at 400° C. and 1000 s⁻¹ of 0.144, 0.110 0.089, 0.076 and 0.059 kNsm⁻² respectively.

EXAMPLES 4a-d

Melt Flow Index of Polyetheretherketones

The Melt Flow Index of the polyetheretherketone samples from Examples 3c,3e, a sample of Victrex PEEK 150P and blends of Examples 3d and 3a in a weight ratio of 77:23 and Examples 3e and 3a in a weight ratio of 64:36 were measured on a CEAST Melt Flow Tester 6941.000. The polymer was placed in the barrel of the Melt Flow Tester apparatus and heated to 400° C. The polymer was then extruded under a constant shear stress by inserting a weighted piston (2.16 kg) into the barrel and extruding through a tungsten carbide die, 2.095 mm bore x 8.000 mm. The MFI (Melt Flow Index) is the average mass of polymer (in g) extruded in 10 min. The results are detailed in Table 2 below.

TABLE 2

Example	Polyetheretherketone Sample	Melt Viscosity (kNsm ⁻²)	Melt Flow Index (g/10 mins)
4a	Example 3c	0.089	87
4b	Example 3e	0.059	117
4c	Example 3d (77 wt %) + Example 3a (23 wt %)	0.09	83

12

TABLE 2-continued

Example	Polyetheretherketone Sample	Melt Viscosity (kNsm ⁻²)	Melt Flow Index (g/10 mins)
4d	Example 3e (64 wt %) + Example 3a (36 wt %)	0.09	78
4e	Victrex PEEK 150P	0.150	41

EXAMPLE 5

Spiral Flow of Low Viscosity Polyetheretherketones

Spiral flow measurements were made on a spiral flow mould at a melt temperature of 370 and 390° C. and 1 and 2 mm mould depth at a mould temperature of 185° C. with an injection pressure of 140 Bar and the flow length determined. The results are detailed in Table 3 below.

TABLE 3

Example	Polyetheretherketone Sample	Mould Temperature (° C.)	Mould Depth	Flow Length (mm)
5a	Ex3e(64 wt %) + Ex3a(36 wt %)	370	1 mm	302
5b	Victrex PEEK 150P	370	1 mm	239
5c	Ex3e(64 wt %) + Ex3a(36 wt %)	370	2 mm	834
5d	Victrex PEEK 150P	370	2 mm	514
5e	Ex3e(64 wt %) + Ex3a(36 wt %)	390	1 mm	315
5f	Victrex PEEK 150P	390	1 mm	263
5g	Ex3e(64 wt %) + Ex3a(36 wt %)	390	2 mm	>1000
5h	Victrex PEEK 150P	390	2 mm	727

EXAMPLES 6a-e

Mechanical Properties of Low Viscosity Polyetheretherketones

Samples of polyetheretherketone from Examples 3c, 3d, 3e, Victrex PEEK 150P, the 60:40 wt % blend of Example 3d and 3b the 30:30:30:10 wt % blend of Examples 3b, 3c, 3d and 3e, the 77:23 wt % blend of Example 3d and 3a and the 64:36 wt % blend of Example 3e and 3a were injection moulded using a barrel temperature of 350-360° C., nozzle temperature 365° C., mould temperature 145-155° C., holding pressure 30 Bar, injection pressure of 140 Bar and a screw speed of 45 rpm to produce standard test pieces for mechanical property evaluation. The results are detailed in Table 4 below.

TABLE 4

Example	Polyetheretherketone Sample	Melt Viscosity (kNsm ⁻²)	Tensile Strength (MPa) ^(a)	Flexural Strength (MPa) ^(b)	Flexural Modulus (GPa) ^(b)
6a	Example 3c	0.089	90.0	157.9	4.0
6b	Example 3d	0.076	98.1	149.8	3.7
6c	Example 3b (40 wt %) + Example 3d (60 wt %)	0.09		154.6	4.1
6d	Example 3e	0.059	100.6	149.2	3.7

TABLE 4-continued

Example	Polyetheretherketone Sample	Melt Viscosity (kNsm ⁻²)	Tensile Strength (MPa) ^(a)	Flexural Strength (MPa) ^(b)	Flexural Modulus (GPa) ^(b)
6e	Ex3b (30 wt %) + Ex3c (30 wt %) + Ex3d (30 wt %) + Ex3e (10 wt %) +	0.092	107.6	154.6	4.0
6f	Example 3d (77 wt %) + Example 3a (23 wt %)	0.09	98.3	147.7	3.7
6g	Example 3e (64 wt %) + Example 3a (36 wt %)	0.09	97.8	149.0	3.7
6h	Victrax PEEK 150P	0.150	98.5	149.1	3.9

^(a)ASTMD638^(b)ASTMD790

EXAMPLES 7a-d

Melt Flow Index and Mechanical Properties of Filled, Low Viscosity Polyetheretherketones

The polyetheretherketone from the 64:36 wt % blend of Example 3e and 3a was compounded separately with 30 wt % glass fibre (Owens Corning OCP CS D165-11C) and 30 wt % carbon fibre (SGL Sigrafil C25 S006 APS) on a ZSK 25 WLE Twin Screw Extruder, Examples 7a and 7c respectively. The Melt Flow Index of the two compounds at 400° C. and 2.16 kg was determined and compared to Victrax PEEK 150GL30 and 150CA30 which are commercial grades of polyetheretherketone containing 30 wt % glass fibre and carbon fibre respectively. The results are detailed in Table 5 below.

Compounds Example 7a and 7d were injection moulded using a barrel temperature of 370-380° C., nozzle temperature 380° C., mould temperature 180-200° C., holding pressure 30 Bar, injection pressure 140 Bar and a screw speed of 45 rpm into standard test pieces and their mechanical properties determined and compared to those of to Victrax PEEK 150GL30 and 150CA30. The results are detailed in Table 5 below.

TABLE 5

Example	Polyetheretherketone Sample	Melt Flow Index (g/10 min)	Tensile Strength (MPa) ^(a)	Flexural Strength (MPa) ^(b)	Flexural Modulus (GPa) ^(b)
7a	Blend [3e(64 wt %) + 3a(36 wt %)](70 wt %) + Glass Fibre (30 wt %)	30	155.8	242.1	10.2
7b	Victrax PEEK 150GL30	14	163.5	252.5	10.0
7c	Blend [3e(64 wt %) + 3a(36 wt %)](70 wt %) + Carbon Fibre (30 wt %)	30	202.4	304.5	16.9
7d	Victrax PEEK 150CA30	12	208.6	312.7	18.7

^(a)ASTMD638^(b)ASTMD790

EXAMPLES 8a-g

Melt Flow Index and Mechanical Properties of Highly Filled, Low Viscosity Polyetheretherketones

The polyetheretherketone from the 64:36 wt % blend of Example 3e and 3a was compounded separately with 40 wt %, 50 wt %, 60 wt % and 70 wt % glass fibre (Owens Corning OCF D165A-11C) and 40 wt %, 50 wt % and 60 wt % carbon fibre (SGL Sigrafil C25 S006 APS) on a ZSK 25 WLE Twin Screw Extruder, Examples 8a-8g respectively. The Melt Flow Index of the compounds at 400° C. and 2.16 kg was determined and compared to Victrax PEEK™ 150GL30 and 150CA30 which are commercial grades of polyetherketone containing 30 wt % glass fibre and carbon fibre respectively. The results are detailed in Tables 6a and 6b below.

Compounds Example 8a-8g were injection moulded using a barrel temperature of 370-380° C., nozzle temperature 380° C., mould temperature 180-200° C., holding pressure 30 Bar and a screw speed of 45 rpm into standard test pieces and their mechanical properties determined and compared to those of Victrax PEEK 150GL30 and 150CA30. The results are detailed in Table 6a and 6b below.

TABLE 6a

Example	Polyetheretherketone Sample (% wt) ^(a)	Glass Fibre (wt %)	Melt	Tensile Strength (MPa) ^(b)	Flexural Strength (MPa) ^(c)	Flexural Modulus (GPa) ^(c)	Notched Izod (kJ/m ²) ^(d)
			Flow Index (g/10 min)				
8a	60	40	26.9	211	314	13.7	12.6
8b	50	50	17.9	228	327	17.4	13.4
8c	40	60	11.9	227	342	21.8	12.5
8d	30	70	7.8	198	320	26.0	8.9
	Victrex PEEK 150GL30		14	163.5	252.5	10.0	8.8

^(a)Polyetheretherketone sample Blend 3e(64 wt %) + 3a(36 wt %)^(b)ISO 527^(c)ISO 178-1993(E)^(d)ISO 180

TABLE 6b

Example	Polyetheretherketone Sample (% wt) ^(a)	Carbon Fibre (wt %)	Melt	Tensile Strength (MPa) ^(b)	Flexural Strength (MPa) ^(c)	Flexural Modulus (GPa) ^(c)	Notched Izod (kJ/m ²) ^(d)
			Flow Index (g/10 min)				
8e	60	40	17	229	338	25.1	7.8
8f	50	50	6.5	229	354	31.3	6.8
8g	40	60	4.8	221	357	36.8	6.3
	Victrex PEEK 150CA30		12	208.6	312.7	18.7	7.9

^(a)Polyetheretherketone sample Blend 3e(64 wt %) + 3a(36 wt %)^(b)ISO 527^(c)ISO 178-1993(E)^(d)ISO 180

EXAMPLES 9a-b

35

EXAMPLES 10a-10b

Melt Flow Index and Mechanical Properties of Mica Filled, Low Viscosity Polyetheretherketones

The polyetheretherketones from the 64:36 wt % blend of Examples 3e and 3a, and Victrex 150P were compounded with 30 wt % mica (CMMP, micronised mica 325 mesh) on a ZSK 25 WLE Twin Screw Extruder, Examples 9a-9b respectively. The Melt Flow Index of the compounds at 400° C. and 2.16 kg was determined. The results are detailed in Table 7 below.

Compounds Example 9a-9b were injection moulded using a barrel temperature of 370-380° C., nozzle temperature 380° C., mould temperature 180-200° C., holding pressure 30 Bar and a screw speed of 45 rpm into standard test pieces and their mechanical properties determined. The results are detailed in Table 7.

Melt Flow Index and Mechanical Properties of Highly Filled, Low Viscosity Polyetheretherketones

The polyetheretherketones from the 64:36 wt % blend of Example 3e and 3a, and Victrex 150P were compounded with 15 wt % carbon fibre (SGL Sigrafil C25 S006), 15 wt % polytetrafluoroethylene (PTFE) (Asahi Glass Fluoropolymers Fluon FL 1650) and 21 wt % polyethersulphone (PES) (BASF Ultrason E3010) on a ZSK 25 WLE Twin Screw Extruder, Examples 10a-10b respectively. The Melt Flow Index of the compounds at 400° C. and 10 kg was determined. The results are detailed in Table 8a.

TABLE 7

Example	Polyetheretherketone Sample (% wt)	Mica (wt %)	Melt	Tensile Strength (MPa) ^(c)	Flexural Strength (MPa) ^(d)	Flexural Modulus (GPa) ^(d)	Notched Izod (kJ/m ²) ^(e)
			Flow Index (g/10 min)				
9a	70 ^(a)	30	61.2	84	139	7.5	2.9
9b	70 ^(b)	30	25.1	85	152	7.3	3.2

^(a)Polyetheretherketone sample Blend 3e(64 wt %) + 3a(36 wt %)^(b)Victrex PEEK 150P^(c)ISO 527^(d)ISO 178-1993(E)^(e)ISO 180

17

TABLE 8a

Example	Polyetheretherketone Sample (% wt)	PES (wt %)	Carbon Fibre (wt)	PTFE (wt %)	Melt Flow Index (g/10 min)
10a	49 ^(a)	21	15	15	125.3
10b	49 ^(b)	21	15	15	58.5

^(a)Polyetheretherketone sample Blend 3e(64 wt %) + 3a(36 wt %)

^(b)Victrax PEEK 150P

^(c)ISO 527

^(d)ISO 178-1993(E)

^(e)ISO 180

Compounds Example 10a-10b were injection moulded using a barrel temperature of 370-380° C., nozzle temperature 380° C., mould temperature 180-200° C., holding pressure 30 Bar and a screw speed of 45 rpm into standard test pieces and their mechanical properties determined. The results are detailed in Table 8b.

TABLE 8b

Example	Polyetheretherketone Sample (% wt)	PES (wt %)	Carbon Fibre (wt)	PTFE (wt %)	Tensile Strength (MPa) ^(c)	Flexural Strength (MPa) ^(d)	Flexural Modulus (GPa) ^(d)	Notched Izod (kJ/m ²) ^(e)
10a	49 ^(a)	21	15	15	152	217	9.8	4.4
10b	49 ^(b)	21	15	15	158	239	11.0	5.5

^(a)Polyetheretherketone sample Blend 3e(64 wt %) + 3a(36 wt %)

^(b)Victrax PEEK 150P

^(c)ISO 527

^(d)ISO 178-1993(E)

^(e)ISO 180

EXAMPLE 11

Preparation of Polyetherketone

A 250 ml flanged flask fitted with a ground glass Quickfit lid, stirrer/stirrer guide, nitrogen inlet and outlet was charged with 4,4'-difluorobenzophenone (33.49 g, 0.153 mole), 4,4'-dihydroxybenzophenone (32.13 g, 0.150 mole) and diphenylsulphone (124.5 g) and purged with nitrogen for over 1 hour. The contents were then heated under a nitrogen blanket to 160° C. to form an almost colourless solution. While maintaining a nitrogen blanket, dried sodium carbonate (16.59 g, 0.156 mole) was added. The temperature was raised to 340° C. at 1° C./min and held for 2 hour.

The reaction mixture was allowed to cool, milled and washed with acetone and water. The resulting polymer was dried in an air oven at 120° C. producing a powder. The polymer had a melt viscosity at 400° C., 1000 sec⁻¹ of 0.12 kNsm⁻².

EXAMPLES 12a-12d

Large Scale Production of Polyetherketone

The procedure described in Example 11 was repeated on a larger scale to produce sufficient material to carry out mechanical and melt flow testing. Four batches were produced, Examples 12a-d, with Melt Viscosities measured at 400° C. and 1000 s⁻¹ of 0.12, 0.10 0.09 and 0.08 kNsm⁻² respectively.

18

EXAMPLES 13a-13b

Melt Flow Index of Polyetherketone

The Melt Flow Index at 400° C. and 2.16 kg for the polyetherketone sample from Example 12c and a sample of Victrax PEK P22 were measured. The results are detailed in Table 9 below.

TABLE 9

Example	Polyetherketone Sample	Melt Viscosity (kNsm ⁻²)	Melt Flow Index (g/10 mins)
13a	Example 12c	0.09	140
13b	Victrax PEK P22	0.21	30

EXAMPLES 14a-14e

Mechanical Properties of Low Viscosity Polyetherketones

Samples of polyetherketones from Examples 12a, 12b, 12c, 12d and Victrax PEK 22P were injection moulded using a barrel temperature of 380-390° C., nozzle temperature 385° C., mould temperature 155-165° C., holding pressure 30 Bar, injection pressure of 140 Bar and a screw speed of 45 rpm to produce standard test pieces for mechanical property evaluation. The results are detailed in Table 10 below.

TABLE 10

Example	Polyetherketone Sample	Melt Viscosity (kNsm ⁻²)	Tensile Strength (MPa) ^(a)	Flexural Strength (MPa) ^(b)	Flexural Modulus (GPa) ^(b)
14a	Example 12a	0.12	110	184	4.6
14b	Example 12b	0.10	111	183	4.6
14c	Example 12c	0.09	114	186	4.6
14d	Example 12d	0.08	112	184	4.5
14e	Victrax PEK 22P	0.21	104	175	4.2

^(a)ASTM D638

^(b)ASTM D790

EXAMPLES 15a-15b

Melt Flow Index and Mechanical Properties of Filled, Low Viscosity Polyetherketones

The polyetherketone from Example 12c and Victrax PEK P22 were compounded with 30 wt % glass fibre (Owens Corning OCF CS D165A-11C) on a ZSK 25 WLE Twin Screw Extruder, Examples 15a-15b respectively. The Melt

Flow Index of the compounds at 400° C. and 2.16 kg was determined. The results are detailed in Table 11 below.

Compounds Example 15a-15b were injection moulded using a barrel temperature of 375-410° C., nozzle temperature 390° C., mould temperature 180-200° C., holding pressure 30 Bar and a screw speed of 45 rpm into standard test pieces and their mechanical properties determined. The results are detailed in Table 11 below.

TABLE 11

Example	Polyetherketone Sample (% wt)	Glass Fibre (wt %)	Melt Flow Index (g/10 min)	Tensile Strength (MPa) ^(c)	Flexural Strength (MPa) ^(d)	Flexural Modulus (GPa) ^(d)	Notched Izod (kJ/m ²) ^(e)
8a	70 ^(a)	30	42	187	261	11.0	8.9
8b	70 ^(b)	30	12	175	278	10.0	10.4

^(a)Polyetherketone Example 12c

^(b)Victrix PEK P22

^(c)ISO 527

^(d)ISO 178-1993(E)

^(e)ISO 180

EXAMPLES 16a-16i

Viscosity and Mechanical Properties of Highly Filled, Low Viscosity Polyetheretherketones

The polyetheretherketone from the 64:36 wt % blend of Example 3e and 3a was compounded with 0, 3, 6, 9 and 12% of a liquid crystal polymer (LCP) polymer (Ticona T130, melt point 370° C., glass content 30%), and with additional glass fibre (Owens Corning D165-11C) to obtain total glass content 60%, on a ZSK 25 WLE Twin Screw Extruder, Examples 16a-16e respectively. The LCP polymer was predried 16 hours at 150° C. before compounding.

The addition of LCP T130 was observed to decrease the extruder torque and to improve fibre wet out.

Comparative trials were carried out with Victrix 150P polyketone compounded with 0, 5, 10 and 15% of LCP T130 and with additional glass fibre to make the total glass content 30%; Examples 16f-16i respectively.

The Melt Viscosity of the compounds was determined at 380° C. and 1000 s⁻¹, and the Melt Flow Index at 380° C. and 2.16 kg.

Compounds Example 16a-i were injection moulded using a barrel temperature of 350-360° C., nozzle temperature 365° C., mould temperature 145-155° C., holding pressure 30 Bar and a screw speed of 45 rpm into standard test pieces and their mechanical properties determined. The results are detailed in Tables 12a and 12b below.

TABLE 12a

Example	PEEK (wt %)	LCP T130 (wt %)	Glass Fibre (wt %)	LCP in recipe, pphr	ZSK 25 torque %	Melt Flow Index, 380° C. (g/10 min)	Melt Viscosity 380° C. (kNsm ⁻²)
16a	40 ^(a)	0	60	0	74	7.8	0.51
16b	37.9 ^(a)	3	59.1	5.25	57	7.4	0.29
16c	35.8 ^(a)	6	58.2	10.5	50	5.5	0.26
16d	33.7 ^(a)	9	57.3	15.75	50	5.3	0.23
16e	31.6 ^(a)	12	56.4	21	50	5.1	0.21
16f	70 ^(b)	0	30	0	65	8.5	0.33
16g	66.5 ^(b)	5	28.5	5	45	9.5	0.30
16h	63 ^(b)	10	27	10	39	9.6	0.20
16i	59.5 ^(b)	15	25.5	15	34	9.1	0.19

^(a)PEEK sample Blend 3e(64 wt %) + 3a(36 wt %)

^(b)Victrix PEEK 150P

TABLE 12b

Example	Tensile Strength (MPa) ^(a)	Flexural Strength (MPa) ^(b)	Flexural Modulus (GPa) ^(b)	Notched Izod (kJ/m ²) ^(c)	Unnotched Izod (kJ/m ²) ^(c)
16a	230	342	20.6	10.5	50.1
16b	234	349	21.2	14.0	52.9

TABLE 12b-continued

Example	Tensile Strength (MPa) ^(a)	Flexural Strength (MPa) ^(b)	Flexural Modulus (GPa) ^(b)	Notched Izod (kJ/m ²) ^(c)	Unnotched Izod (kJ/m ²) ^(c)
16c	235	340	21.3	12.8	48.9
16d	212	323	21.3	12.5	45.6
16e	216	325	21.2	12.4	45.8
16f	174	265	9.8	9.1	60.4
16g	168	232	10.1	8.6	43.3
16h	163	231	10.4	7.3	38.6
16i	156	221	10.6	7.5	40.0

^(a)ISO 527

^(b)ISO 178-1993(E)

^(c)ISO 180

Attention is directed to all papers and documents which are filed concurrently with or previous to this specification in connection with this application and which are open to public inspection with this specification, and the contents of all such papers and documents are incorporated herein by reference.

All of the features disclosed in this specification (including any accompanying claims, abstract and drawings), and/or all of the steps of any method or process so disclosed, may be combined in any combination, except combinations where at least some of such features and/or steps are mutually exclusive.

Each feature disclosed in this specification (including any accompanying claims, abstract and drawings) may be

21

replaced by alternative features serving the same, equivalent or similar purpose, unless expressly stated otherwise. Thus, unless expressly stated otherwise, each feature disclosed is one example only of a generic series of equivalent or similar features.

The invention is not restricted to the details of the foregoing embodiment(s). The invention extends to any novel one, or any novel combination, of the features disclosed in this specification (including any accompanying claims, abstract and drawings), or to any novel one, or any novel combination, of the steps of any method or process so disclosed.

The invention claimed is:

1. A pack comprising powder or granules which consist essentially of a polymeric material selected from the group consisting of polyetheretherketone, polyetherketone, polyetherketoneketone, polyetherketoneetherketoneketone, polyetheretherketoneketone, and polyether-diphenyl-ether-phenyl-ketone-phenyl, said polymeric material having a melt viscosity (MV) in the range 0.07 to 0.11 kNsm⁻².

2. A pack according to claim 1, wherein said polymeric material has an MV in the range 0.08 to 0.10 kNsm⁻², when measured at a shear rate of 1000s⁻¹.

3. A pack according to claim 1, wherein said polymeric material has an MV in the range 0.085 to 0.095 kNsm⁻², when measured at a shear rate of 1000s⁻¹.

4. A pack according to claim 3, which includes at least 1kg of said polymeric material.

5. A pack according to claim 1, wherein said polymeric material is selected from polyetheretherketone and polyetherketone.

6. A pack according to claim 1, wherein said polymeric material is polyetheretherketone.

7. A composite material which comprises a polymeric material

and a filler means wherein said polymeric material has an MV in the range 0.07 to less than 0.11 kNsm⁻² and is selected from the group consisting of polyetheretherketone, polyetherketone, polyetherketoneketone, polyetherketoneetherketoneketone, polyetheretherketoneketone, and polyether-diphenyl-ether-phenyl-ketone-phenyl and said composite material comprises 40-60 wt % of filler mean selected from discontinuous fibrous filler means and a non-fibrous filler means.

8. A composite material according to claim 7, wherein said polymeric material comprises polyetheretherketone.

9. A composite material according to claim 8, wherein said polymeric material has an MV in the range 0.08 to 0.10 kNsm⁻², when measured at a shear rate of 1000s⁻¹.

10. A composite material according to claim 8, wherein said polymeric material has an MV in the range 0.085 to 0.095 kNsm⁻², when measured at a shear rate of 1000s⁻¹.

11. A composite material according to claim 7, wherein said filler means includes a non-fibrous filler.

12. A composite material according to claim 9, wherein said filler means comprises a non-fibrous filler.

13. A composite material according to claim 7, wherein said discontinuous fibrous filler comprises fibres having an average length of less than 10mm.

14. A composite material according to claim 7, wherein said filler means comprises one or more fillers selected from discontinuous glass fibre, discontinuous carbon fibre, carbon black and a fluorocarbon resin.

15. A composite material according to claim 13, said composite material comprising 40 to 60 wt % of polymeric material and 40 to 60 wt % of filler means.

22

16. A composite material according to claim 7, wherein the ratio of the wt % of polymeric material to the wt % of the filler means is at least 1.

17. A composite material according to claim 15, which includes 50wt % or more of filler means.

18. A composite material according to claim 14, which includes 55wt % or more filler means.

19. A composite material according to claim 7, wherein said material is in granular form.

20. A composite material according to claim 7, wherein: said polymeric material comprises polyetheretherketone having an MV in the range 0.085 to 0.095 kNsm⁻² when measured at a shear rate of 1000s⁻¹;

said filler means is selected from discontinuous glass fibre, discontinuous carbon fibre, carbon black and a fluorocarbon resin;

the ratio of the wt % of filler means to the wt % of polymeric material is at least 1.

21. A composite material according to claim 7, wherein: said polymeric material comprises polyetheretherketone having an MV in the range 0.085 to 0.095 kNsm⁻² when measured at a shear rate of 1000s⁻¹;

said filler means comprises a discontinuous fibrous filler or a non-fibrous filler;

said composite material comprises 40 to 60 wt % of said polymeric material and 40 to 60 wt % of said filler means.

22. A method of making a composite material, the method comprising:

(i) selecting a polymeric material having an MV in the range 0.07 to 0.11 kNsm⁻², wherein said polymeric material is

selected from the group consisting of polyetheretherketone, polyetherketone, polyetherketoneketone, polyetherketoneetherketoneketone, polyetheretherketoneketone, and polyether-diphenyl-ether-phenyl-ketone-phenyl; and

(ii) contacting said polymeric material with a filler means to prepare said composite material.

23. A method according to claim 22, which comprises extruding said polymeric material and filler means and subsequently forming pellets or granules from extruded material thereby to prepare pellets or granules of said composite material.

24. A method of making a component, comprising a polymeric material selected from the group consisting of polyetheretherketone, polyetherketone, polyetherketoneketone, polyetherketoneetherketoneketone, polyetheretherketoneketone, and polyether-diphenyl-ether-phenyl-ketone-phenyl having an MV in the range 0.07 to 0.11 kNsm⁻², the method comprising:

(i) selecting a precursor material from which to make said component, wherein said precursor material comprises polyetheretherketone having an MV in the range of 0.07 to 0.11 kNsm⁻²; and

(ii) subjecting said precursor material to a temperature above its melting temperature in an extrusion of injection moulding apparatus.

25. A method of making a component according to claim 24, wherein said component has a wall which includes a region having a thickness of 3 mm or less.

26. A method according to claim 24, wherein said polymeric material comprises polyetheretherketone having an MV in the range 0.085 to 0.095 kNsm⁻² when measured at a shear rate of 1000s⁻¹.

23

27. A method according to claim 24, the method comprising extruding or injection moulding a composite material which comprises said polymeric material, wherein said composite material comprises:

polyetheretherketone having an MV in the range 0.085 to 0.095 kNsm^{-2} when measured at a shear rate of 1000s^{-1} ; a filler means comprising a discontinuous fibrous filler or a non-fibrous filler;

wherein the ratio of the wt % of polyetheretherketone to the wt % of filler means in said composite material is at least 1.

28. A method according to claim 27, which comprises selecting pellets or granules comprising said composite material and subjecting said pellets or granules to an extrusion or injection moulding process whereby said component is made.

29. A pack according to claim 1, which includes at least 10 KG of said polymeric material.

30. A composite material which comprises a polymeric material and a filler means wherein said polymeric material

24

has an MV in the range 0.07 to less than 0.11 kNsm^{-2} and is selected from the group comprising polyetheretherketone, polyetherketone, polyetherketoneketone, polyetherketoneetherketoneketone, polyetheretherketoneketone, polyether-diphenyl-ether-phenyl-ketone-phenyl- and said composite material comprises filler means selected from discontinuous fibrous filler means and a non-fibrous filler means, wherein the ratio of the wt % of filler means to the wt % of polymeric material is at least 1.

31. A method according to claim 22, wherein said polymeric material has an MV in the range 0.07 to 0.10 kNsm^{-2} .

32. A method according to claim 24, wherein said polymeric material has an MV in the range 0.08 to 0.10 kNsm^{-2} .

33. A method according to claim 22, wherein said composite material prepared comprises said polymeric material with an MV in the range 0.07 to 0.11 kNsm^{-2} .

* * * * *