



US007882360B2

(12) **United States Patent**
Landsman

(10) **Patent No.:** **US 7,882,360 B2**
(45) **Date of Patent:** **Feb. 1, 2011**

(54) **COMMUNITY MESSAGING LISTS FOR AUTHORIZATION TO DELIVER ELECTRONIC MESSAGES**

5,319,776 A 6/1994 Hile et al.

(75) Inventor: **Richard A. Landsman**, Scotts Valley, CA (US)

(Continued)

FOREIGN PATENT DOCUMENTS

(73) Assignee: **AOL Inc.**, Dulles, VA (US)

DE 19708856 9/1998

(*) Notice: Subject to any disclaimer, the term of this patent is extended or adjusted under 35 U.S.C. 154(b) by 1189 days.

(Continued)

(21) Appl. No.: **11/017,461**

OTHER PUBLICATIONS

(22) Filed: **Dec. 20, 2004**

Controlling E-Mail Spam [online] [retrieved on Mar. 28, 2003]. Retrieved from the Internet URL: <http://spam.abuse.net/adminhelp/mail.shtml>, pp. 1-5.

(65) **Prior Publication Data**

US 2005/0138430 A1 Jun. 23, 2005

(Continued)

Related U.S. Application Data

(60) Provisional application No. 60/531,536, filed on Dec. 19, 2003.

Primary Examiner—Edan Orgad

Assistant Examiner—Kari L. Schmidt

(74) *Attorney, Agent, or Firm*—Workman Nydegger

(51) **Int. Cl.**

G06F 21/00 (2006.01)

(57) **ABSTRACT**

(52) **U.S. Cl.** **713/182**; 713/157; 713/163; 726/4; 726/7; 726/27; 380/255; 709/205; 709/233

A third-party can subscribe to one or more electronic message group lists without joining the group lists by creating a trust relationship between the subscriber and a group list member. In particular, the subscriber can send a trust indicator to the group member, who can then determine whether to accept the trust indicator for all or specific groups that are associated with the group member, as appropriate. In at least one embodiment, the group member can send a trust indicator acceptance message to the subscriber that identifies the group member, and any or all group lists associated with the group member. The subscriber can then receive messages directed to the trusted group member or group lists, and can send group messages to the group lists subject to a receive setting associated with the group lists or group members of the group lists.

(58) **Field of Classification Search** 726/4, 726/7, 27; 713/157, 163, 182; 380/225, 380/255; 709/205, 223

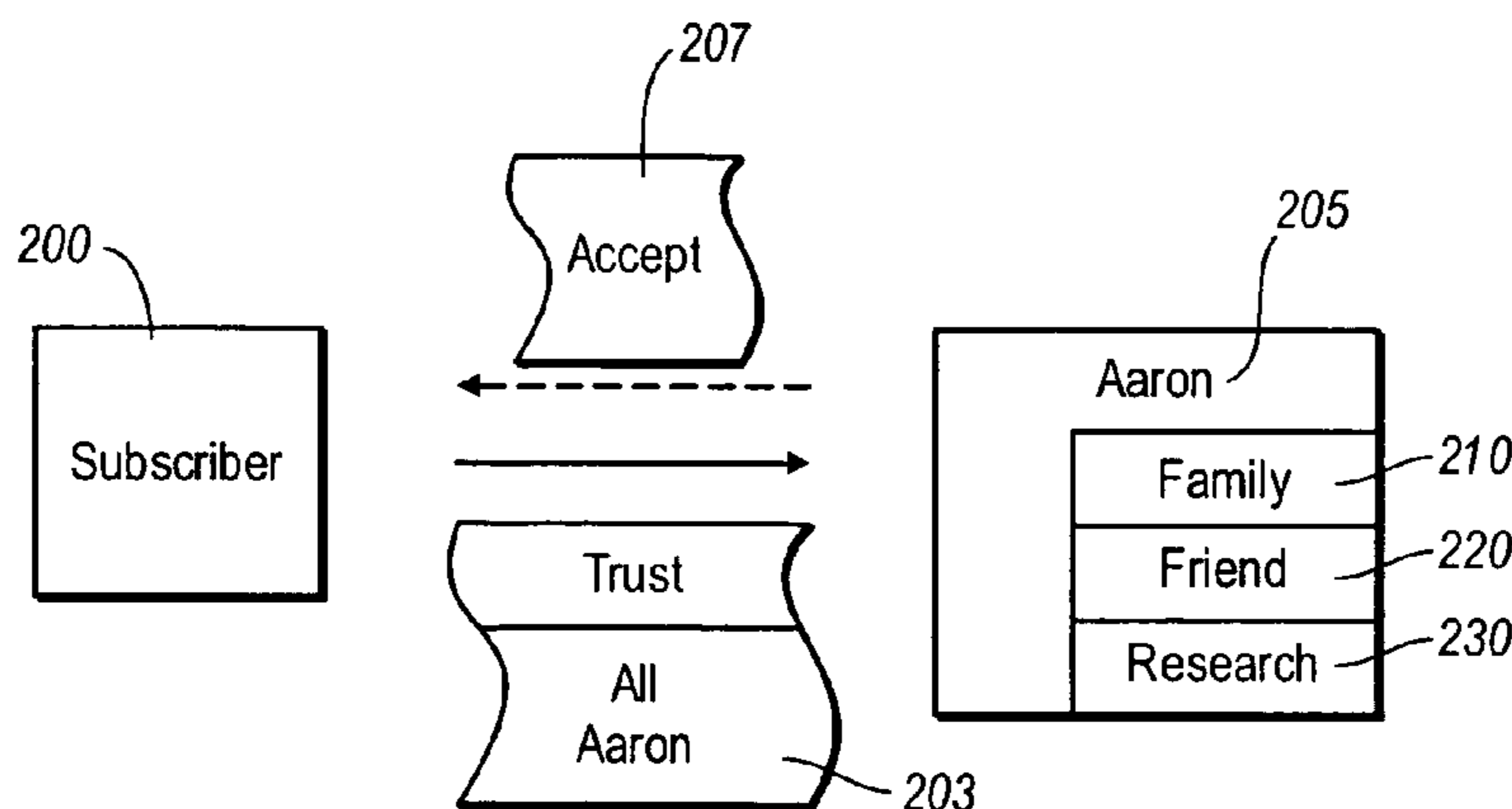
See application file for complete search history.

(56) **References Cited**

U.S. PATENT DOCUMENTS

4,977,520 A 12/1990 McGaughey, III et al.
5,040,141 A 8/1991 Yazima et al.
5,093,918 A 3/1992 Heyen et al.
5,159,673 A 10/1992 Sackmann et al.
5,204,961 A 4/1993 Barlow
5,245,532 A 9/1993 Mourier
5,283,856 A 2/1994 Gross et al.

22 Claims, 6 Drawing Sheets



U.S. PATENT DOCUMENTS						
			6,678,704	B1	1/2004	Bridge, Jr. et al.
			6,691,156	B1	2/2004	Drummond et al.
			6,708,205	B2	3/2004	Sheldon et al.
			6,748,422	B2	6/2004	Morin et al.
5,333,266	A	7/1994	Boaz et al.			
5,377,354	A	12/1994	Scannell et al.			
5,423,042	A	6/1995	Jalili et al.			
5,448,734	A	9/1995	Hrabik et al.			
5,471,519	A	11/1995	Howe et al.			
5,473,671	A	12/1995	Partridge, III			
5,539,828	A	7/1996	Davis			
5,548,789	A	8/1996	Nakanura			
5,600,799	A	2/1997	Young et al.			
5,604,803	A	2/1997	Aziz			
5,608,786	A	3/1997	Gordon			
5,619,648	A	4/1997	Canale et al.			
5,627,764	A	5/1997	Schutzman et al.			
5,630,123	A	5/1997	Hogge			
5,632,018	A	5/1997	Otorii			
5,655,079	A	8/1997	Hirasawa et al.			
5,721,779	A	2/1998	Funk			
5,734,903	A	3/1998	Saulpaugh et al.			
5,742,668	A	4/1998	Pepe et al.			
5,742,769	A	4/1998	Lee et al.			
5,781,857	A	7/1998	Hwang et al.			
5,796,840	A	8/1998	Davis			
5,826,022	A	10/1998	Nielsen			
5,832,227	A	11/1998	Anderson et al.			
5,835,722	A	11/1998	Bradshaw et al.			
5,859,967	A	1/1999	Kaufeld et al.			
5,884,033	A	3/1999	Duvall et al.			
5,893,911	A	4/1999	Piskiel et al.			
5,909,589	A	6/1999	Parker et al.			
5,917,489	A	6/1999	Thurlow et al.			
5,930,479	A	7/1999	Hall			
5,937,162	A	8/1999	Funk et al.			
5,999,600	A	12/1999	Shin			
5,999,932	A	12/1999	Paul			
5,999,967	A	12/1999	Sundsted			
6,014,634	A	1/2000	Scroggie et al.			
6,023,723	A	2/2000	McCormick et al.			
6,052,709	A	4/2000	Paul			
6,055,510	A	4/2000	Henrick et al.			
6,057,841	A	5/2000	Thurlow et al.			
6,073,142	A	6/2000	Geiger et al.			
6,092,101	A	7/2000	Birrell et al.			
6,112,227	A	8/2000	Heiner			
6,154,765	A	11/2000	Hart			
6,173,322	B1	1/2001	Hu			
6,182,118	B1	1/2001	Finney et al.			
6,189,026	B1	2/2001	Birrell et al.			
6,195,698	B1	2/2001	Lillibridge et al.			
6,199,102	B1	3/2001	Cobb			
6,199,106	B1	3/2001	Shaw et al.			
6,205,432	B1	3/2001	Gabbard et al.			
6,226,372	B1	5/2001	Beebe et al.			
6,230,188	B1	5/2001	Marcus			
6,237,027	B1	5/2001	Namekawa			
6,249,807	B1	6/2001	Shaw et al.			
6,266,692	B1	7/2001	Greenstein			
6,282,565	B1	8/2001	Shaw et al.			
6,349,328	B1	2/2002	Haneda et al.			
6,356,935	B1	3/2002	Gibbs			
6,366,950	B1	4/2002	Scheussler et al.			
6,373,950	B1	4/2002	Rowney			
6,393,465	B2	5/2002	Leeds			
6,421,709	B1	7/2002	McCormick et al.			
6,457,044	B1	9/2002	IwaZaki			
6,460,074	B1	10/2002	Fishkin			
6,484,197	B1	11/2002	Donohue			
6,546,416	B1	4/2003	Kirsch			
6,587,550	B2	7/2003	Council et al.			
6,625,257	B1	9/2003	Asaoka et al.			
6,640,301	B1	10/2003	Ng			
6,671,718	B1	12/2003	Meister et al.			
			2002/0042815	A1	4/2002	Salzfaß et al.
			2002/0046099	A1	4/2002	Frengut et al.
			2002/0046250	A1	4/2002	Nassiri
			2002/0099781	A1	7/2002	Scheussler et al.
			2002/0107856	A1	8/2002	Scheussler et al.
			2002/0116641	A1	8/2002	Mastrianni
			2002/0147726	A1	10/2002	Yehia et al.
			2002/0152272	A1	10/2002	Yairi
			2002/0194308	A1	12/2002	Hall
			2002/0199095	A1	12/2002	Bandini et al.
			2003/0009698	A1	1/2003	Lindeman et al.
			2003/0023736	A1	1/2003	Abkemeier
			2003/0030680	A1*	2/2003	Cofta et al. 345/864
			2003/0037103	A1	2/2003	Salmi et al.
			2003/0037250	A1	2/2003	Walker et al.
			2003/0065926	A1	4/2003	Schultz et al.
			2003/0081621	A1	5/2003	Godfrey et al.
			2003/0086543	A1	5/2003	Raymond
			2003/0097597	A1	5/2003	Lewis
			2003/0110400	A1	6/2003	Cartmell et al.
			2003/0163691	A1	8/2003	Johnson
			2003/0167311	A1	9/2003	Kirsch
			2003/0167402	A1	9/2003	Stolfo et al.
			2003/0191969	A1	10/2003	Katsikas
			2003/0196116	A1	10/2003	Troutman
			2003/0200267	A1	10/2003	Garrigues
			2003/0233418	A1	12/2003	Goldman
			2003/0236847	A1	12/2003	Benowitz et al.
			2004/0003283	A1	1/2004	Goodman et al.
			2004/0015554	A1	1/2004	Wilson
			2004/0054887	A1	3/2004	Paulsen, Jr. et al.
			2004/0087300	A1	5/2004	Lewis
			2004/0111480	A1	6/2004	Yue
			2004/0143633	A1	7/2004	McCarty
			2004/0148358	A1	7/2004	Singh et al.
			2004/0167941	A1	8/2004	Prahlad et al.
			2004/0181581	A1	9/2004	Kosco
			2004/0199595	A1	10/2004	Banister et al.
			2004/0236835	A1	11/2004	Blankenship
			2004/0236838	A1	11/2004	Tout
			2004/0243676	A1	12/2004	Blankenship
			2004/0243698	A1	12/2004	Blankenship
			2005/0015481	A1	1/2005	Blankenship
			2005/0015482	A1	1/2005	Blankenship
			2005/0076220	A1	4/2005	Zhang et al.
			2005/0076221	A1	4/2005	Olkin et al.
			2005/0076222	A1	4/2005	Olkin et al.
			2005/0081059	A1	4/2005	Bandini et al.
			2005/0188045	A1	8/2005	Katsikas
			2006/0059238	A1	3/2006	Slater et al.
			2006/0101021	A1	5/2006	Davis et al.

2006/0112165 A9 5/2006 Tomkow et al.
 2006/0168048 A1 7/2006 Lyle et al.
 2007/0016641 A1 1/2007 Broomhall
 2008/0162926 A1 7/2008 Xiong et al.

FOREIGN PATENT DOCUMENTS

EP	0463252	1/1992
EP	0651533	5/1995
EP	0686327	12/1995
EP	0721268	7/1996
EP	0725523	8/1996
EP	0760565	7/1998
EP	0883271	12/1998
WO	94/06236	3/1994
WO	96/09714	3/1996
WO	96/24213	8/1996
WO	97/14234	4/1997
WO	97/20423	6/1997
WO	97/23082	6/1997
WO	97/24825	7/1997
WO	97/26709	7/1997
WO	98/37675	8/1998
WO	99/10817	3/1999
WO	01/16695	3/2001
WO	02/077768	10/2002
WO	03/044617	5/2003

OTHER PUBLICATIONS

MailCircuit's Email Handshake Verification and Spam Filter Process [online]. Retrieved from the Internet URL: <http://www.mailcircuit.com/filter.htm>, p. 1-2.

To Mung or Not to Mung [online] [retrieved on Apr. 25, 2003]. Retrieved from the Internet URL: <http://groups.google.com/groups?q=The+Deadbolt+tm+%2Bspam&hl=en&lr&ie=UTF-8> . . . , pp. 1-2.

Aguilar, Rose, AOL fights to ban junk, CNETNews.com, Sep. 6, 1996, 3 pages, <http://www.news.com/News/Item/0.43106,00.html>.

Andrew Leonard, Spam Bombers, Sep. 1997, 7 pages, Salon Magazine + about 21st + newsletter.

Bob Tiptrie, A Way to Stop Spam Messages, online, retrieved Apr. 25, 2003, 4 pages, retrieved from the internet <http://groups.google.com/groups>.

Cementing Online Partnerships and Improving User Experience, RSA Security, retrieved online May 17, 2006, 7 pages, www.rsasecurity.com.

Chinese Abstract for CN 1117680, published Feb. 28, 1996.

CNET News.com staff, ISP: Internet Spam Provider, Feb. 18, 1997, 2 pages, CNET News.com.

Cole-Gomolski, Barb, Adoption of S/MIME still lagging, May 11, 1998, 4 pages, <http://www.computerworld.com/home/features.nsf/>.

Cynthia Dwork et al., Pricing via Processing or Combatting Junk Mail, Jul. 2002, 12 pages, Technical Report CS95-20, Matematics & Computer Science, Weizmann Institute of Science.

Cynthia Dwork, Fighting Spam May be Easier Than You Think, 1992, 30 pages, presentation given in Crypto.

Cynthia Dwork, Fighting Spam: The Science, 2004, pp. 3-4, M. Farach-Colton (Ed.): Latin 2004, LNCS 2976, Springer-Verlag Berlin.

D.J. Bernstein, Variable Envelope Return Paths, Feb. 1, 1997, 2 pages, <http://cr.ypt.to/proto/verp.txt>.

David A. Wheeler, Countering Spam with Ham-Authenticated Email and the Guarded Email Protocol, Draft: First version Dec. 8, 2002; Released Apr. 2, 2003, 28 pages, dwheeler@dwheeler.com.

David F. Skoll, How to make SURE a human is sending you mail (was Re: Random e-mails), Nov. 15, 2006, 2 pages, [news.admin.net-](mailto:news.admin.net-abuse.usenet)

news.admin.net-abuse.usenet, <http://groups.google.com/group/news.admin.net-abuse.usenet/msg/e601783e8f40c54?d> . . .

Dealing with Unsolicited Commercial Email (UCE, "email spam"), 2005 Public Access Networks Corporation, online, retrieved on Jun. 6, 2006, 3 pages, retrieved from the Internet <http://www.panix.com/uce.html>, Copyright 2003.

Douglas G. Henke, All Hail Emperor Lewis?, online, Feb. 20, 1997, 2 pages, retrived Apr. 25, 2003, retrived from the internet <http://groups.google.com/groups>.

Ed Foster, The Gripe Line Threatening legal action may be the quickeest way off a junk e-mailer's list, Info World Info Quote, Sep. 9, 1996, 2 pages, vol. 18, Issue 37, <http://www.infoworld.com/cgi-bin/siplayArchives.pl?> . . .

Foiling Spam with an Email Password System, online, retrieved on Jun. 28, 2004, 10 pages, retrieved from the Internet, <http://www.uwasa.fi/~ts/info/spamfoil.html>.

J. Klensin et al., IMAP/POP Authorize Extension for Simple Challenge/Response, Sep. 1997, 5 pages.

Jameson, Bob, Filter for mail not addressed to you, Jesse Berst's Anchor Desk, Sep. 6, 1996, 3 pages, <http://www.news.com/News/Item/0.43106,00.html>.

Janet Kornblum, Programmer Writes Spam Bomb, Aug. 6, 1997, 2 pages, CNET News.com.

Julian Byrne, My Spamblock; Was: Thwarting UCE Address Culling Programs, online, Jan. 19, 1997, 2 pages, retrieved Apr. 28, 2003, retrieved from the internet <http://google.com/groups>.

Julian Byrne, New Improved EZSPAM! Was: My Spamblock . . . , online, Jan. 28, 1997, 4 pages, retrieved Apr. 25, 2003, retrived from the internet, <http://groups.google.com/groups>.

Lorrie Faith Cranor et al, Spam!, Aug. 1998, pp. 74-83, Communications of the ACM, vol. 41, No. 8.

Michael's Stop Junk E-Mail, Stop Junk E-mail, Nov. 17, 1996, 2 pages, <http://www.crl.com/~michaelp/stopjunkmail.html>.

Mihir Bellare et al., Does Parallell Repitition Lower the Error in Computationally Sound Protocols?, 1997, 24 pages, Proceedings of the 38th Symposium on Foundations of Computer Science, IEEE.

MIT LCS, Applied Security Reading Group, by Email Sit and Kevin Fu, 2 pages, updated May 5, 2003 on the Internet <http://www.pdocs.lcs.mit.edu/asrg/>.

NAGS Spam Filter, 11 pages, <http://www.nags.org/spamfilter.html>.

Noni Naor, Verification of a Human in the Loop or Identification via the Turing Test, Sep. 1996, Cited in All On-Line Papers.

P. Resnick, RFC28822, Apr. 2001, 51 pages, Qualcomm Incorporated, <http://rfc.net/rfc2822.html>.

Paul Hoffman et al., Unsolicited Bulk Email: Mechanisms for Control, Internet Mail Consortium Report UBE-SOL, IMCR-2008, revised May 4, 1998, 16 pages.

Paul Hoffman et al., Unsolicited Bulk Email: Mechanisms for Control, Internet Mail Consortium Report UBE-SOL, IMCR-005, Oct. 13, 1997, 31 pages.

Public Access Networks Corporation, Responding to Unsolicited Commercial Email (UCE, "email spam"), Feb. 25, 1997, 5 pages, <http://www.panix.com/uce.html>.

Showing Full Headers of a Message, Nov. 6, 1998, 3 pages, <http://www.panix.com/headers.html>.

The Penny Black Project, online, retrieved on May 8, 2006, 2 pages, retrieved from the Internet <http://research.microsoft.com/research/sv/PennyBlack/>.

Tim Richardson, Simple Notes on Internet Security and Email, Jun. 28, 1999, 2 pages, <http://www.timrichardson.net/security.html>.

Qualcomm Inc. "Eudora MailPro Version 3.0 for Windows User Manual", Jun. 1997, 198 pages.

Simpson, W. "Request for Comments (RFC) 1994: PPP Challenge Handshake Authentication Protocol (CHAP)", published by Network Working Group, Aug. 1996, 14 pages.

* cited by examiner

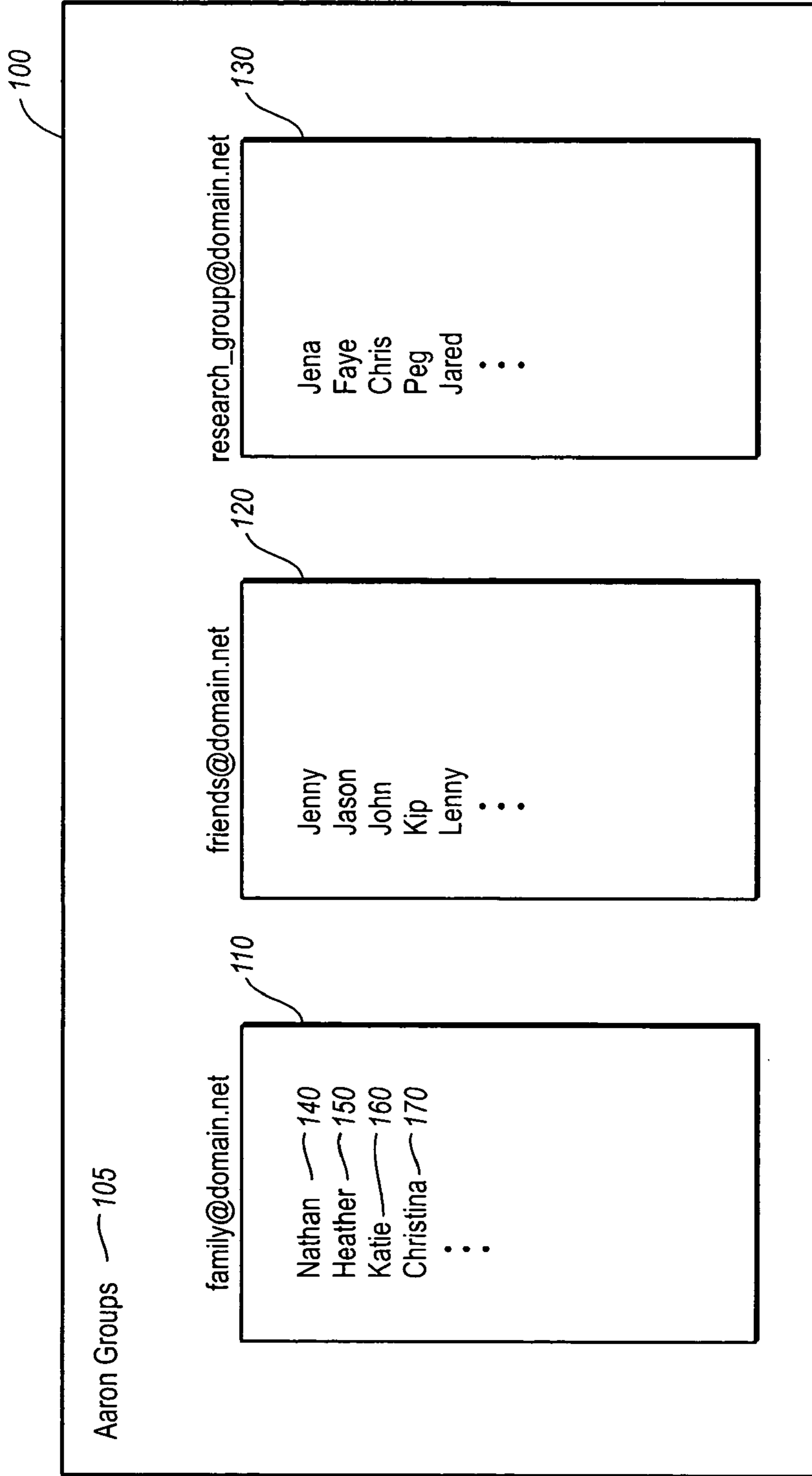


Fig. 1A
(Prior Art)

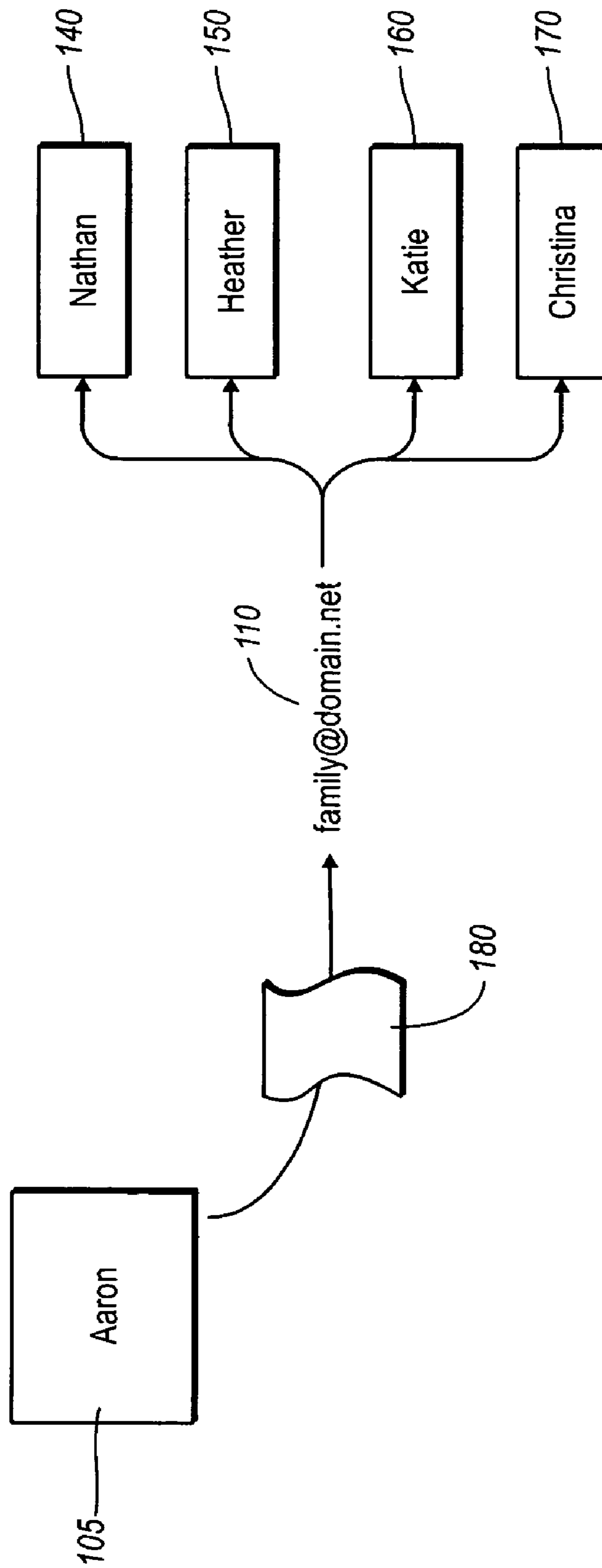


Fig. 1B
(Prior Art)

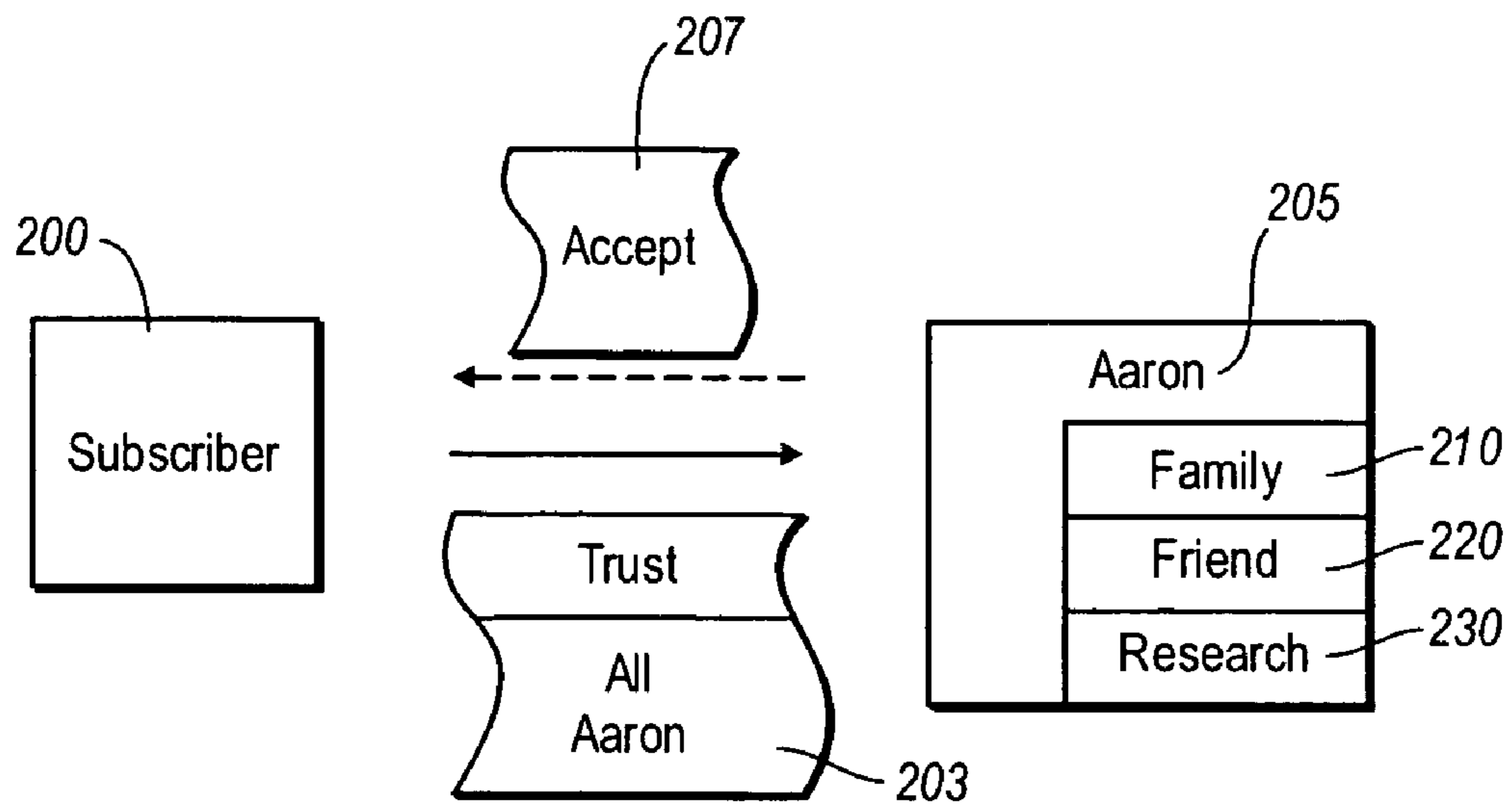


Fig. 2A

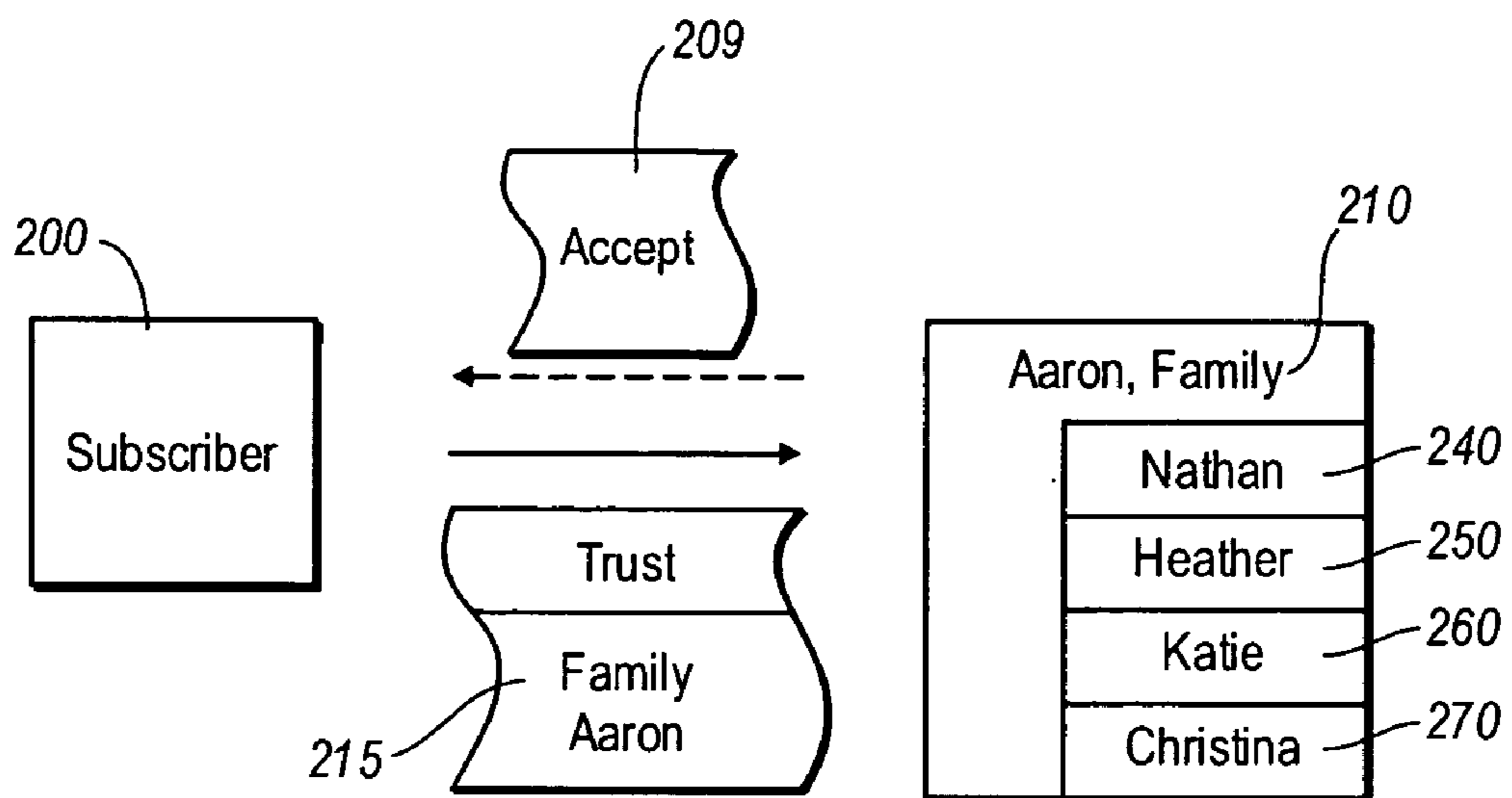


Fig. 2B

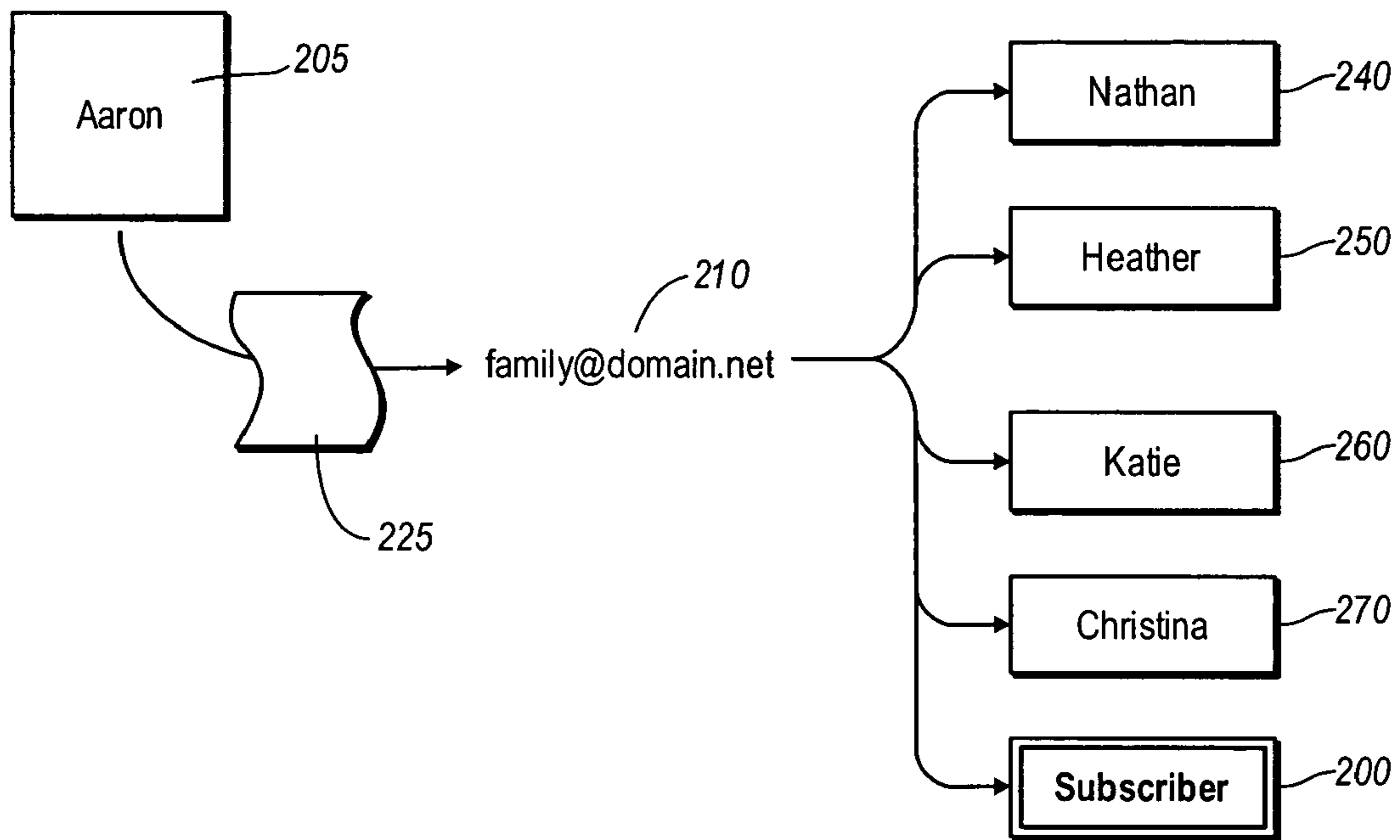


Fig. 3A

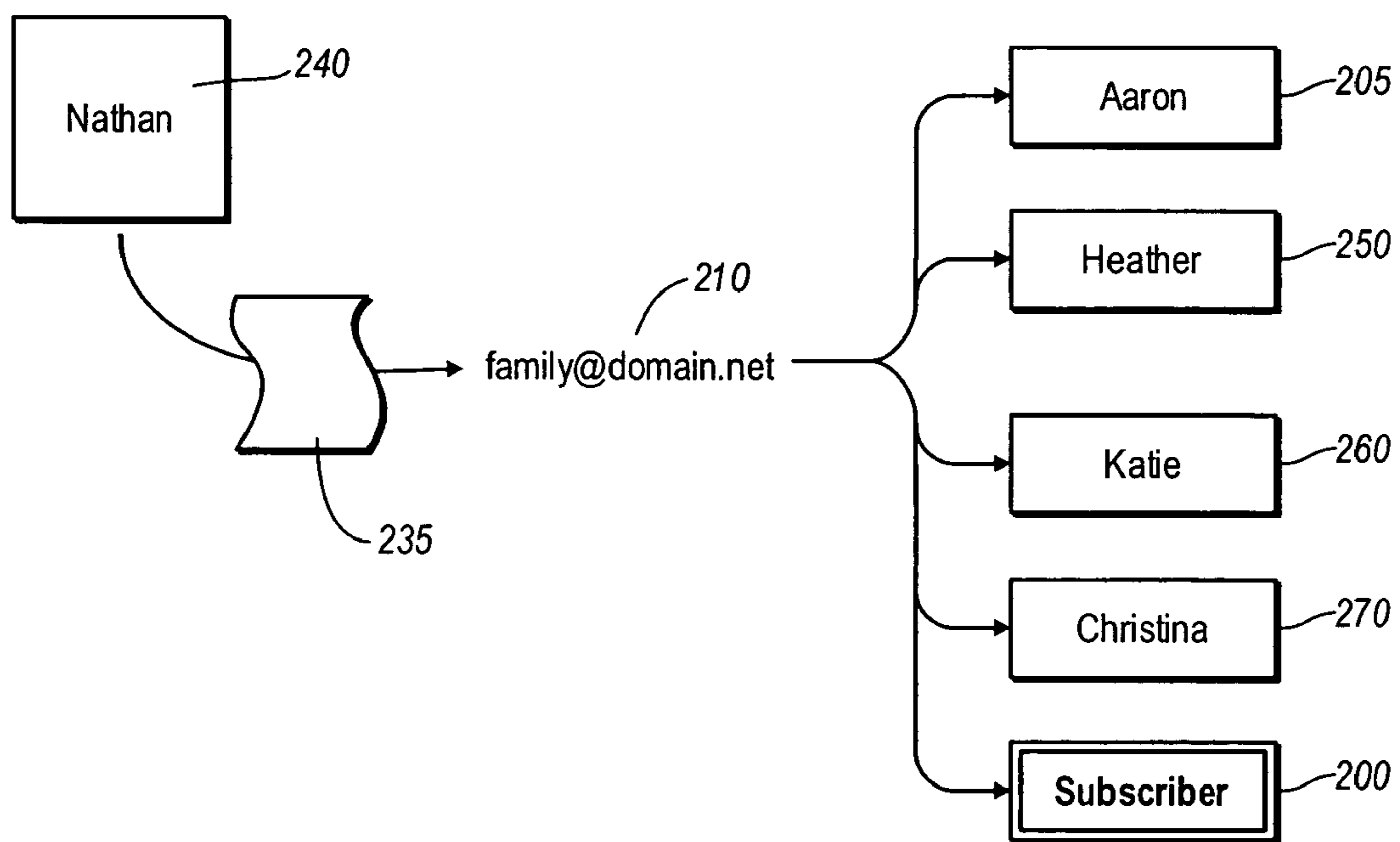


Fig. 3B

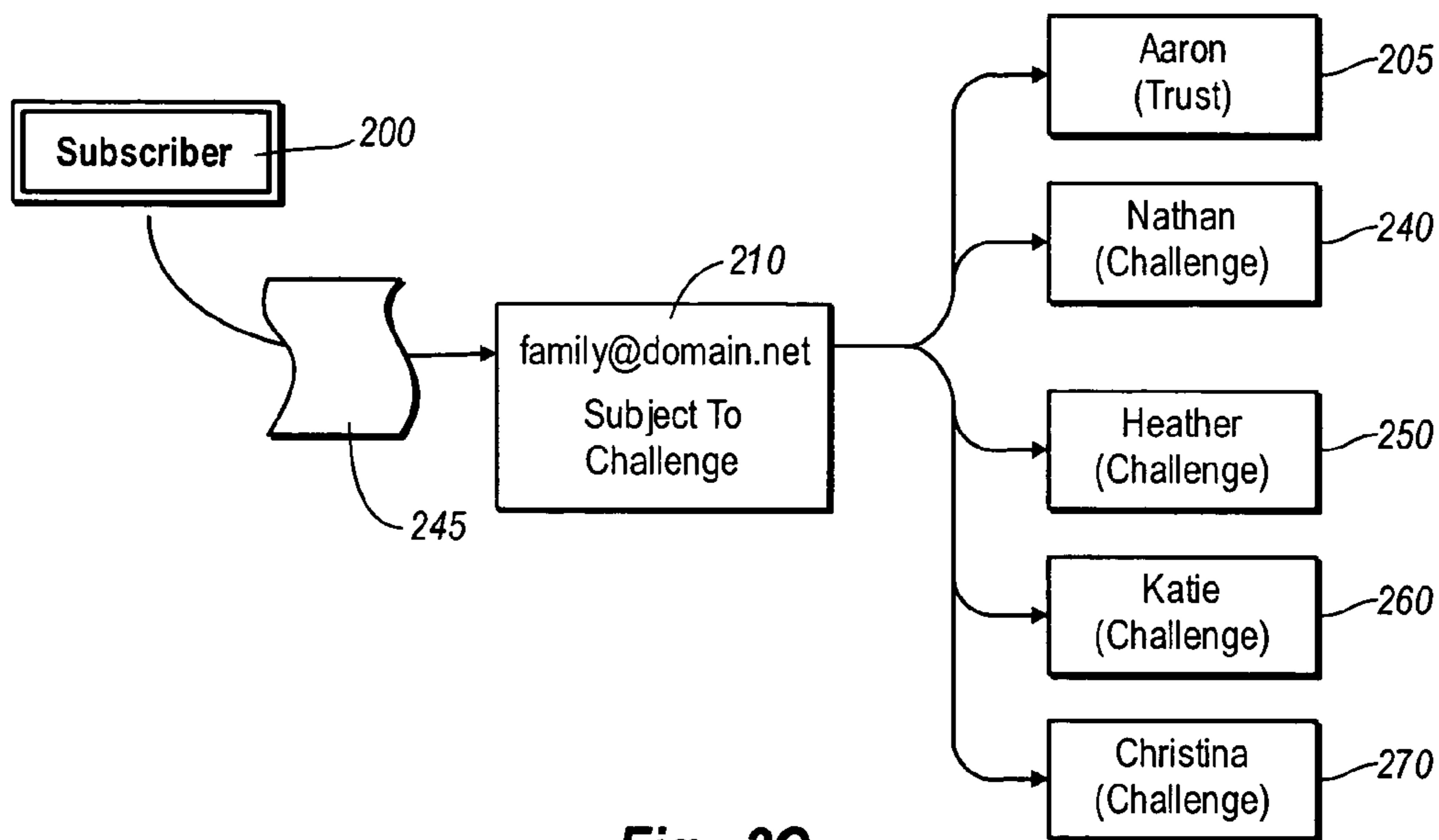


Fig. 3C

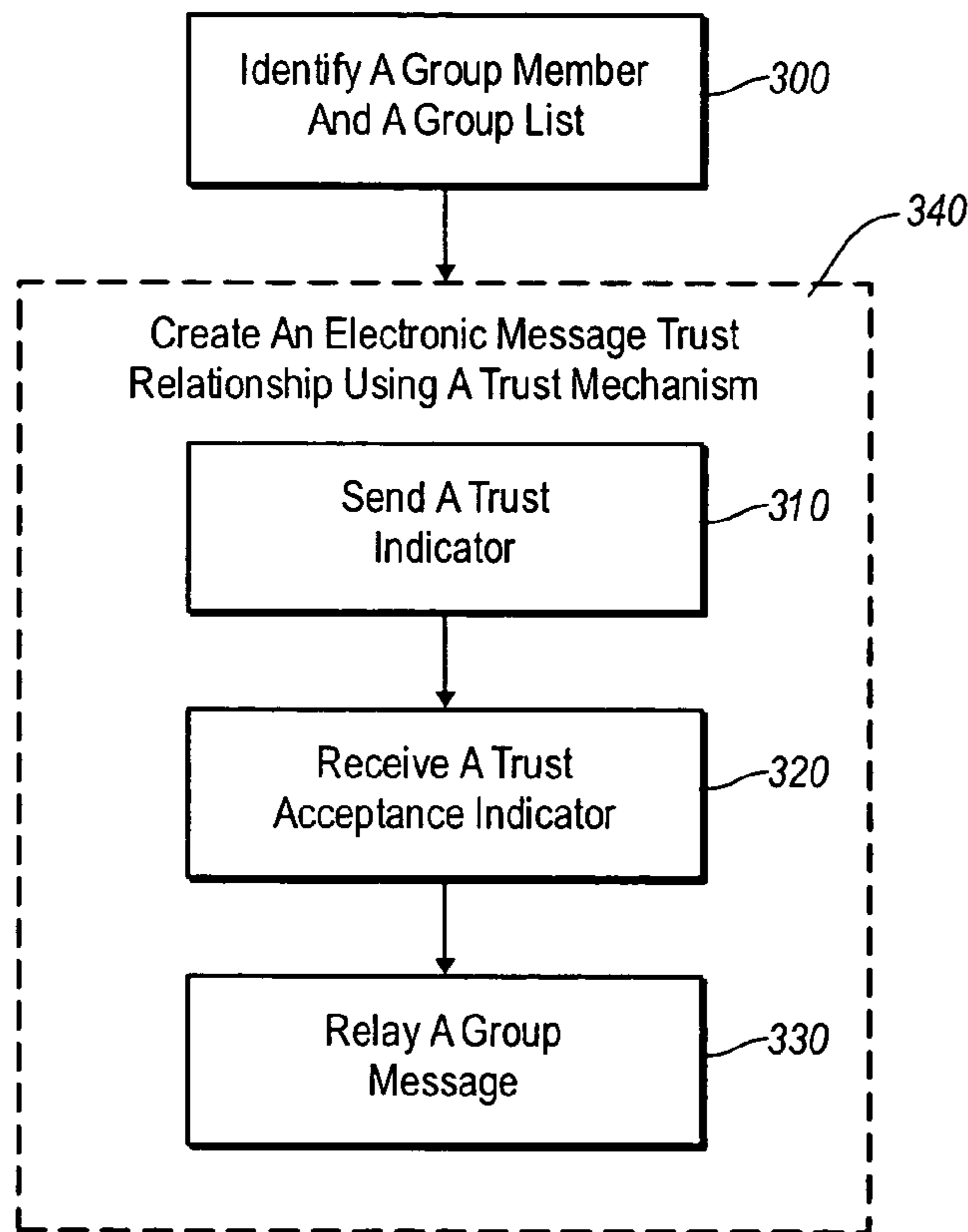


Fig. 4

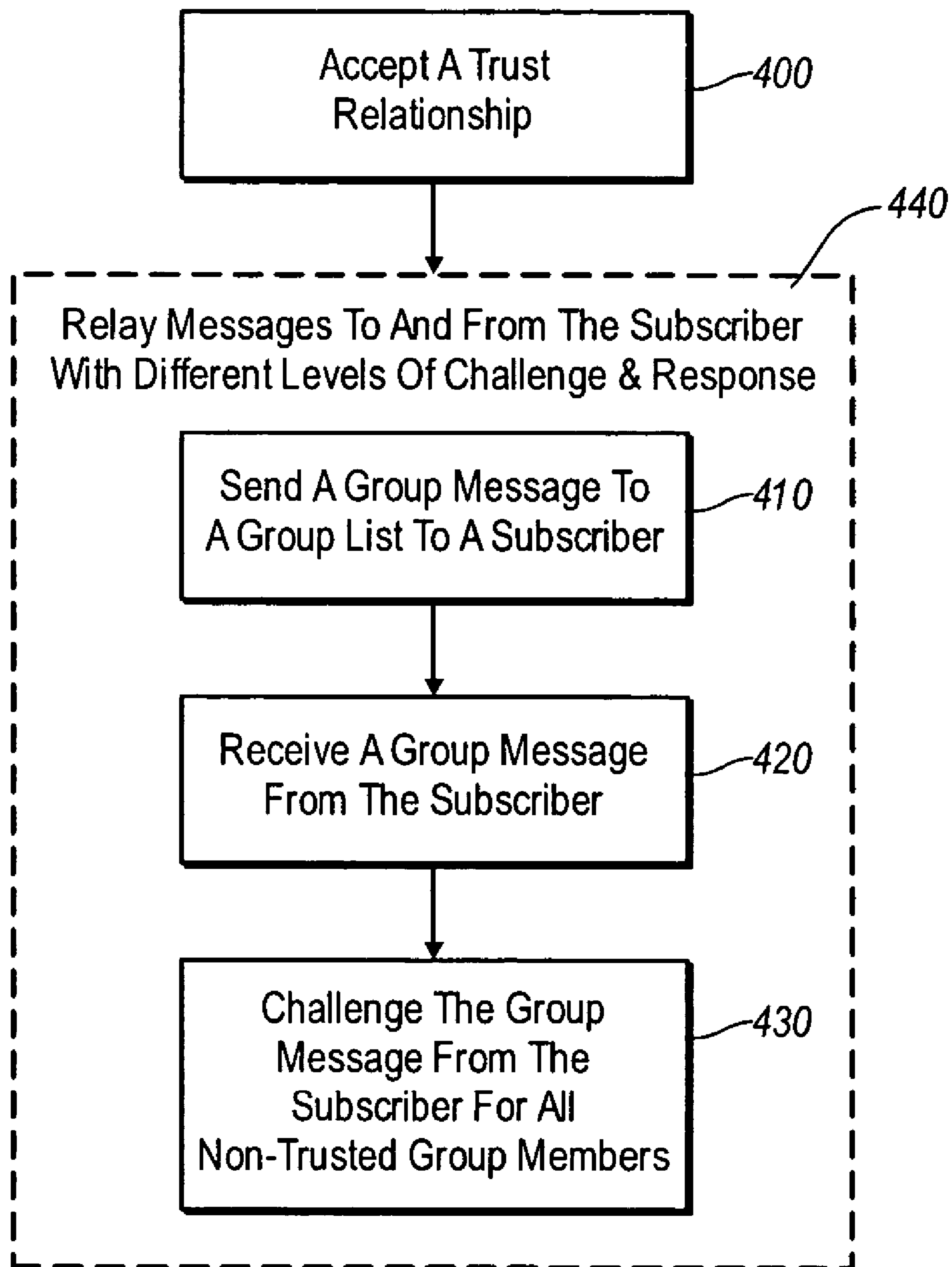


Fig. 5

**COMMUNITY MESSAGING LISTS FOR
AUTHORIZATION TO DELIVER
ELECTRONIC MESSAGES**

CROSS-REFERENCE TO RELATED
APPLICATIONS

This invention claims the benefit of priority to U.S. Provisional Patent Application No. 60/531,536, filed on Dec. 19, 2003, entitled "Community Messaging Lists for Authorization to Deliver Electronic Messages", the entire contents of which are incorporated herein by reference.

BACKGROUND OF THE INVENTION

1. The Field of the Invention

The present invention relates to systems, methods, and computer program products for implementing electronic messaging lists. In particular, the invention relates to systems, methods, and computer program products for implementing group messaging lists based on trust mechanisms.

2. Background and Relevant Art

Electronic messages such as email and instant message systems have become a convenient method of communication for a growing number of people and businesses. One problem with such systems, however, is that it is now fairly common to receive unsolicited messages, particularly from unknown persons or entities. Accordingly, a number of filtering systems have been developed to avoid inefficiencies associated with having to read and/or summarily delete vast sums of messages from unknown recipients, or from suspect content providers.

For example, content-based filtering systems may filter out messages based on content typically found in advertisements, content that is offensive in one or more ways, or the like. Unfortunately, these types of filters may also accidentally filter out messages from trusted friends or family based on an errant analysis of the email content.

A "white list"-based filtering system, on the other hand, typically filters out messages based on an advanced trust of the sending entity's messaging address. This advanced trust can be created when the user of the white list sends a message to trusted people or entities, or when the user manually enters one or more trusted messaging addresses in the white list. Those whom the user trusts can then correspond with the user of the white list without additional challenges. Unfortunately, white-list filters typically do not filter out messages between the user of the white list and trusted members of the list based on categories of information, or secondary characteristics of the list members (e.g., family, friend, etc.) Furthermore, white lists do not typically let trusted members of the list identify each other, and therefore send and receive messages to each other.

Another type of filtering system is group-based messaging (also referred to as a "group list" or "message group list"), which is similar in some respects to white lists, and filter messages based one or more addresses, as well as an additional group or category. For example, as shown in FIG. 1A, a user **105** may create a group list that includes certain members in a "family" group list **110**, and includes other members in a "friends" **120**, or other organization group list, such as a "research" group **130**. As shown in FIG. 1B, when the user **105** sends a message **180** to a group **110** address, each group member (e.g., **140**, **150**, **160**, **170**) of group **110** receives the message **180** without additional challenges. In addition, each group member (e.g., **140**, **150**, **160**, **170**) in the group may

also identify the other group members, and so may also correspond with other group members without challenge.

One advantage of group message lists is that send and receive authority within the group depends primarily on group membership, thus prohibiting non-members from having the same interaction with the group. Thus, for example, all members of an "accounting" group may be automatically enabled to send and receive accounting group messages, but not send or receive "research" group messages. Unfortunately, persons who may be appropriate for viewing or sending certain group messages, but are otherwise persons not designated as group members, cannot view, send, or receive messages intended for the group without some difficulty.

For example, within an organization, a research employee may ask the group creator to add the research employee to an accounting membership list. The group administrator, however, may be reticent in adding the research employee to the accounting message group, since it may be inappropriate to give the research employee all the relevant send and receive privileges inherent to other group members of that group. As such, a client that is a non-member of the group may rely on asking a trusted member of a given group list to forward certain group-specific messages to the client. One can appreciate that it would be fairly inefficient for the client to rely on the group member's time and effort to forward the requested messages directed to one group, much less several groups.

Accordingly, an advantage in the art can be realized with systems, methods, and computer program products that implement trust-based mechanisms between groups, group members, and group non-members. In particular, it would be an advantage in the art to be able to combine the benefits of a white list with the benefits of a group messaging system, and thereby improve the efficiency of distributing messages in a trusted fashion.

BRIEF SUMMARY OF THE INVENTION

The present invention solves one or more of the foregoing problems in the art with systems, methods, and computer program products for sending or receiving group messages between group members and subscribers through trust-based systems. In particular, a group subscriber can receive messages directed to a specific group by indicating a level of trust with a member of the group. The subscriber can also send messages to the corresponding group members that have indicated a level of trust with that subscriber.

For example, in one implementation of the present invention, a group member can create, or simply belong to, one or more group message lists that include a corresponding electronic address for each of one or more groups and/or group members. Each of the group members of each group have a similar level of trust within the group, such that each of the group members can identify, send and/or receive messages to or from the group, or to or from other group members within the group without challenge.

A non-member of any given group can subscribe to one or more of the given groups by indicating a level of trust with the group member. If the trust request is accepted, the non-member becomes a subscriber to the requested group. After creating a trust relationship with the group or group member, the subscriber can then receive messages directed to the group generally, or from any group member sending a specific message directly to the subscriber. By contrast, messages the subscriber sends to the group or any group members are subject to a trust challenge.

Additional features and advantages of the invention will be set forth in the description which follows, and in part will be

obvious from the description, or may be learned by the practice of the invention. The features and advantages of the invention may be realized and obtained by means of the instruments and combinations particularly pointed out in the appended claims. These and other features of the present invention will become more fully apparent from the following description and appended claims, or may be learned by the practice of the invention as set forth hereinafter.

BRIEF DESCRIPTION OF THE DRAWINGS

In order to describe the manner in which the above-recited and other advantages and features of the invention can be obtained, a more particular description of the invention briefly described above will be rendered by reference to specific embodiments thereof which are illustrated in the appended drawings. Understanding that these drawings depict only typical embodiments of the invention and are not therefore to be considered to be limiting of its scope, the invention will be described and explained with additional specificity and detail through the use of the accompanying drawings in which:

FIG. 1A illustrates a prior art block diagram of a group member that is a member of multiple group lists;

FIG. 1B illustrates a prior art block diagram for sending and receiving messages between a group member and other group members of one of the group lists illustrated in FIG. 1A;

FIG. 2A illustrates a block diagram in accordance with an implementation of the present invention in which a subscriber and a group member generate a trust relationship between the subscriber and all groups associated with the group member;

FIG. 2B illustrates a block diagram in accordance with an implementation of the present invention in which a subscriber and a group member generate a trust relationship between the subscriber and only some groups associated with the group member;

FIGS. 3A and 3B illustrate a block diagrams in accordance with an implementation of the present invention in which a subscriber is able to receive different group messages from different group members;

FIG. 3C illustrates a block diagram in accordance with an implementation of the present invention in which the subscriber sends a group message to a trusted group list, subject to one or more challenges;

FIG. 4 illustrates a method for performing a method of establishing a trust relationship between a subscriber and a group member, in accordance with an implementation of the present invention; and

FIG. 5 illustrates a method for relaying messages between a group member or a group list and a subscriber, in accordance with an implementation of the present invention.

DETAILED DESCRIPTION OF THE PREFERRED EMBODIMENTS

The present invention extends to systems, methods, and computer program products for sending or receiving group messages between group members and subscribers through trust-based systems. In particular, a group subscriber can receive messages directed to a specific group by indicating a level of trust with a member of the group. The subscriber can also send messages to the corresponding group members that have indicated a level of trust with that subscriber. Computer program products may include, for example, transitory computer-readable media and non-transitory computer-readable media.

As a preliminary matter, a “subscriber” will be understood to mean any third-party, such as a group non-member, an electronic alias that refers to the group non-member, an organization, or any other type of entity that is not initially included in a group list membership, but later (or presently) can communicate with the group list based on a created trust relationship. A “group list”, “message group list”, or “group” as already herein described, will be understood to mean an electronic message list that includes one or more electronic addresses organized under a common theme. A “group member” will be understood to mean any member of a group list, such as a group creator, group administrator, or ordinary group member included in the group list.

FIGS. 2A through 2B are block diagrams that illustrate an implementation in which a subscriber generates a trust relationship with one or more group lists, in order to receive one or more group messages. For example, group member Aaron 205 (or, e.g., group members 240, 250, 260, or 270) may forward a group list message to subscriber 200. The subscriber 200 might decide that, based on the subscriber’s 200 knowledge of group member Aaron 205 (or relevant group member), and/or based on the content of the message 180, the subscriber 200 “trusts” messages sent by group member Aaron 205, or would like to read messages sent to groups to which member Aaron 205 belongs.

Accordingly, FIG. 2A shows that the subscriber 200 sends a trust indicator 203 to group member Aaron 205. For the purposes of this specification and claims, a “trust indicator” 203 can be a separate electronic message sent from the subscriber to a group member 205 that indicates the subscriber’s 200 identity, and/or a request to send and/or receive electronic communication with the group member’s 205 associated group lists (e.g., 210, 220, 230). The trust indicator 203 can include a digital identification certificate, such as a digital signature, or any other type of electronic identifier, such as a security token and key system. In other implementations, the trust indicator message 203 includes information such as the subscriber’s physical or virtual network addresses, one or more electronic message addresses, and so forth.

When the group member 205 receives the trust indicator 203 from the subscriber 200, the group member 205 can grant or deny the trust indicator 203 in a variety of different ways. In one implementation, for example, the group member 205 responds to the subscriber 200 with a trust indicator acceptance message 207. A trust indicator acceptance message 207 is an electronic message that can include various identification and/or security certificates, similar to those described above for the trust indicator 203. The trust indicator acceptance message 207 can also include other types of information, such as a group name electronic message address, network routing information, level of reciprocal trust from the group member 205 to the subscriber 200, and so forth.

In another implementation, the group member 205 responds to the subscriber 200 by automatically sending a challenge to the subscriber 200. For example, response message 207 can include text that requires the subscriber to read the automatic response, type data contained within the automatic response, and send a new confirmation message that includes the typed data. If the subscriber’s response (not shown) is appropriate, the group member 205 grants the subscriber 200 access to the group list by creating a trust relationship. In another implementation, a challenge and response mechanism is based primarily on the subscriber’s network address. If the subscriber’s network address is valid and trusted, a trust relationship is created. Accordingly, there

5

are a wide variety of authentication and challenge/response mechanisms that can be implemented in accordance with the present invention.

Once the trust relationship is created, the subscriber **200** is, in effect, added to the trusted group list for outgoing messages on an unlimited basis, and allowed to send messages to the group on a limited basis, based on one or more group or group member settings. For example, the trust relationship can generate a corresponding relay mechanism, such as an address forwarding file in the group list that includes the subscriber's electronic address, or one or more electronic addresses for other trusted subscribers. As previously indicated, however, the relay mechanism allows the subscriber **200** to receive messages from each group without challenge, but to primarily send messages to each group, or to each corresponding group member, subject to additional challenges. For example, the subscriber **200** may send a message to group Family **210**, but if none of the group members of Family **210**, except for group member Aaron **205**, have created a trust relationship with the subscriber **200**, only group member Aaron **205** would be able to view the subscriber's message.

As shown in FIG. 2B, the subscriber **200** and group member Aaron **205** can also create a more limited trust relationship, such that the subscriber **200** has a trust relationship for less than all of the group lists associated with group member Aaron **205**. This can be by choice of the subscriber **200** or the relevant group member, or the relevant group member may have settings configured to allow outside access only to certain groups (e.g., group **220**, but not group **230**). This limited group trust can also be based on communication made between the subscriber **200** and relevant group member during a challenge and response sequence as previously described, such that a certain subscriber response merits access to group **210**, and a certain other subscriber response merits access to group **210** and **220**.

For example, as shown in FIG. 2B, subscriber **200** sends a limited trust request **215** to group member Aaron **205** so that subscriber **200** can communicate only with "Family" group **210**. In turn, group member Aaron **205** can grant the trust indicator **215**, by sending a trust indicator acceptance message **209** that is similar to trust indicator acceptance message **207**. The trust indicator acceptance message **209** can be of the same form as already described herein, and can include detailed configuration data for how the subscriber **200** can interact with the entire Family group **210**, and/or various members of the group **210** (e.g., **240**, **250**, **260**, **270**). Accordingly, group member Aaron **205** creates a trust relationship with subscriber **200**, which allows subscriber **200** to communicate with family group **210** within varying limits of trust.

One will appreciate that these varying limits of trust can be configured for a wide range of options that are appropriate for different circumstances from group to group, or from group member to group member. For example, it may be that a potential subscriber would like to view certain messages from a research group (e.g., group **230**), but not all message directed to the research group. In particular, the subscriber may wish to review research group messages that pertain particularly to scheduling issues. On the other hand, the group list members or group list administrator may desire to keep most research group messages internal to the group members, particularly those concerning sensitive technologies. Accordingly, the group list administrator may allow group members only to allow a trust relationship for messages that conform to certain content regulations, such as those specifically labeled as "scheduling". Similarly, a group member may desire to designate which outgoing group messages can be sent to trusted subscribers, and which must remain internal only.

6

In another example, a group member (e.g., **240**) can configure "receive" permissions differently for different groups when joining the groups, or at some later point in time as a group member. For example, group member **240** may configure receive settings for group **210** so that group member **240** accepts all group member (e.g., **205**, **250**, **260**, **270**) messages (e.g., FIG. 3A, message **225**) as well as group subscriber **200** messages (e.g., FIG. 3C, message **245**) to group **210** without challenge. Similarly, group member **240** may configure the receive settings of group **220** so that group member **240** accepts all group member messages without challenge, but challenges any subscriber **200** messages (e.g., FIG. 3C, message **245**) to group **220**. The group member may still trust certain types of subscribers and not others, such that the group member accepts messages from certain sub-classes of subscribers to group **220**, and challenges messages sent by other sub-classes of subscribers.

In another example, a given group may be configured with default subscriber receive privileges that are inherent in group list membership. One such default setting can provide that all group members of the group list receive group messages from group members to the group, and also receive any group messages sent by any subscribers to the group without challenge. For example, a given agent may have established a trust relationship with an employee of company C. If the group list for company C is configured such that all group list C members of company C are to receive subscriber messages, all employees (i.e., group members) of company C will receive group mail sent by the agent (the subscriber) to company C without challenge, even though the agent is only a subscriber of the company C mail list.

Similarly, a given group may be configured with different subscriber accept privileges when the subscriber subscribes to the group list. One such default setting can provide that group messages from one class of subscribers of the group list (those having send and receive rights) send group messages to, and receive group messages from, another class of subscribers (having receive rights only) to the group list, and also receive any group messages sent by other group members to the group without challenge. For example, a given agent may have established a trust relationship with an employee of company C that grants send and receive privileges to the group without challenge. Another employee of company C may have also granted a receive-only trust relationship with another third-party subscriber. Accordingly, the agent subscriber can send group messages to the group list that are received by the group members of the group without challenge, and also by the third-party subscriber without challenge. By contrast, group messages sent to the group list by the third-party subscriber can be subject to challenge by each of the non-trusted group members, and also subject to challenge by the agent subscriber.

In still another example, one group list can also establish a reciprocal trust relationship with another group list. For example, two independent companies may be involved in a partnership on one project, or may be involved in a corporate merger of some sort. Rather than necessarily creating a new group list for the project, or for the new company, the respective group lists may create a trust relationship with each other, such that group list A of company A is now subscribed to group list B of company B, subject to any variable send and receive settings.

In one possible setting of a group-to-group trust relationship, all group members of group list A can send messages to, and receive messages from, any group member of group list B. In another possible setting, the group lists A and B have generic, reciprocal send and receive privileges between group

members of lists A and B, while group members of group list A only receive messages from subscribers (or sub-classes of subscribers) to group list B subject to challenge, and vice versa. As such, there are myriad ways in which a trust relationship can be implemented between a subscriber and a group member, a subscriber and a group list, from one group list to the members of the next group list, or from one group list to the subscribers of the next group list, and so forth.

In any event, and notwithstanding the preceding examples, FIGS. 3A through 3C illustrate block diagrams for the simplest case of sending and receiving messages 225, 235, 245, in which the subscriber 200 and only group member 205 of group 210 have created a generic trust relationship. As shown in FIG. 3A, for example, group member Aaron 205, who may be the group 210 creator, sends a message 225 to the group 210 via the address "family@domain.net". When the message 225 is sent, each of the group members such as Nathan 240, Heather 250, Katie 260, and Christina 270 can be sent a copy of the message. In addition, because a trust relationship exists (e.g., through trust indicator 203, or 215) between the subscriber 200 and group member Aaron 205, subscriber 200 also can be sent a copy of the message 225.

As shown in FIG. 3B, group member Nathan 240, who is a member of Family group 210, can send a group message 235 to group 210 via the address "family@domain.net", such that each of the recipients, including the subscriber 200 receive the message 235. In particular, the creation of a trust relationship between group member Aaron 205 and subscriber 200 effectively adds a trust relationship to each of the corresponding group members of group 210, subject to any other limits described herein. Thus, when group member Nathan 240 sends a group message 235 to group 210, group member Aaron 205, group members Heather 250, Katie 260, Christina 270, and subscriber 200 can each receive a copy of the message 225.

When the subscriber 200 sends a message to the group 210, however, a slightly different mechanism can occur. In particular, since only group member Aaron 205 has implemented a trust relationship with the subscriber 200, when the subscriber 200 sends the message 245 to group 210, only group member Aaron 205 receives the message 245 without challenge. In another implementation, the message 245 is also sent to each of group members Nathan 240, Heather 250, Katie 260, and Christina 270, such that each person can subject the message 245 to challenge. In still another implementation, a protocol at the group list domain server for "family@domain.net" subjects the message 245 to challenge based on known instances of created trust relationships, before (or in lieu of) sending the message 245 to each group member.

The present invention may also be described in terms of methods comprising functional steps and/or non-functional acts. FIGS. 4 and 5 illustrate an exemplary flow chart for creating and/or relaying group messages using trust mechanisms. The methods of FIGS. 4 and 5 will be discussed with respect to the diagrams illustrated in the preceding Figures.

For example, FIG. 4 illustrates an implementation of the present invention for communicating a group message between a subscriber and one or more group members in the one or more group lists without the subscriber having to separately join the one or more group lists. In particular, FIG. 4 shows that the method comprises an act 300 of identifying a group member and a group list. Act 300 includes identifying a group member and one or more group lists associated with the group member. For example, subscriber 200 can receive a message that has been forwarded to the subscriber 200 by a group member (e.g., group member 205). Alternatively, the

subscriber 200 can have prior knowledge of the relevant group member, and desire to communicate with the group member through an associated, identifiable group, such as group 210, 220, 230.

FIG. 4 illustrates that the method further comprises a functional, result-oriented step 340 for creating an electronic message trust relationship using a trust mechanism. Step 340 comprises any corresponding acts for creating an electronic message trust relationship between a subscriber and the identified group member using a trust mechanism, whereby the trust relationship allows the subscriber to communicate with the identified group member and one or more other group members in the identified one or more group lists without requiring the subscriber to join the identified one or more group lists. As illustrated, however, step 340 comprises act 310 of sending a trust indicator. Act 310 includes sending a trust indicator by a subscriber to the identified group member. For example, subscriber 200 can send an electronic trust indicator message 203, 215 that includes identification, routing information, security information, and any necessary challenge/response information to a group creator, such as group member 205.

FIG. 4 also illustrates that step 340 comprises an act 320 of receiving a trust acceptance indicator. Act 320 includes receiving a trust acceptance indicator that indicates that the group member has accepted the trust indicator, wherein the subscriber can receive messages directed to at least one of the identified one or more group lists. For example, if the group member (e.g., group member 205) agrees to the requested trust relationship, the relevant granting entity can send an electronic response message 207, 209 to the subscriber 200 that acknowledges the trust indicator request 203, 215, and provides the relevant instructions for communicating through the trust relationship. These instructions can include any electronic message addresses, any routing information, any group membership information, and any other trust acceptance information as appropriate.

FIG. 4 also illustrates that step 340 comprises an act 330 of relaying a group message. Act 330 includes relaying a group message between one or more group members in the at least one of the identified one or more group lists and the subscriber. For example, the trusted group member 205 can send a message 225 to the group 210, such that the message 225 is sent to each original group member of a group 210, and also to subscriber 200 based on the trusted relationship. Similarly, a non-trusted group member 240 can send group message (or personal message) to group member 205, which is also copied to subscriber 200 based on the trusted relationship. By contrast, the subscriber 200 can also send a group message 245 to the group list 210, subject to a receive setting by the group 210 or group members (e.g., 205, 240, 250, etc.) For example, if a non-trusted group member has a receive setting that challenges any messages by a subscriber, the group message sent by the subscriber 200 can be accepted by the trusted group member 205, but subject to challenge by other non-trusted group members (e.g., group member 240).

FIG. 5 illustrates another method in accordance with the present invention, albeit primarily from the group list or group member perspective. In particular, FIG. 5 illustrates a method for relaying messages between group members and a subscriber based on one or more trust relationships. For example, the method shown in FIG. 5 comprises an act 400 of accepting a trust relationship. Act 400 includes an act of a group member 205 accepting a trust relationship with a subscriber 205, such that the subscriber 205 is capable of receiving group messages sent to a group (e.g., group 210, 220, 230, etc.) to which the group member belongs. For example, in

response to a trust relationship request (e.g., 203, 215) sent from a group non-member, the group member, or group list administrator, accepts the request for the trusted relationship by sending a corresponding trust acceptance (e.g., 225, 235).

The method shown in FIG. 5 also comprises a step 440 for relaying messages to and from the subscriber with different levels of challenge and response. In particular, step 440 includes relaying messages to and from the subscriber with different levels of challenge and response, such that the subscriber can receive messages without challenge that are directed to the group list, and such that group members that have not trusted the subscriber subject messages to the group sent by the subscriber to a receive setting. For example, a trust mechanism set up with the group list (e.g., 210, 220, 230) enables the subscriber 200 to receive all group messages (e.g., 225, 235) sent from any group members to the group list. Furthermore, a receive setting that involves a challenge mechanism at the group list domain server, or at the computer systems for each group member, subjects the subscriber's group message to challenge where no trust relationship exists for a given group member.

Although step 440 can comprise any number or order of corresponding acts, FIG. 5 shows that the step 440 comprises an act 410 of sending a group message to a group list to a subscriber. Act 410 includes sending a group message by a group member to a group list to a subscriber, such that a trusted subscriber receives any messages sent to the group list, or sent directly to the subscriber by an individual group member. For example, if a group member 240 sends a message 235 to the group list 210, the group domain server sends a duplicate of the message 235 to each group member (e.g., 205, 250, 260, 270), and also sends a duplicate of the message 235 to the subscriber 200.

Step 440 also comprises an act 420 of receiving a group message from the subscriber. Act 420 includes receiving a group message from the subscriber that is directed to the group list. For example, based on the trust relationship, the subscriber 200 can send a message 245 that is directed to a group list 210. In one implementation, the message 245 is received at a group list server; while in another implementation, the message 245 is not subject to challenge until it reaches, for example, a message interface at the individual group member's computer system.

FIG. 5 further shows that step 440 comprises an act 430 of challenging the group message from the subscriber for all non-trusted group members. Act 430 includes challenging the group message from the subscriber for all non-trusted group members, such that non-trusted group members only receive the group message from the subscriber with group member intervention, and such that trusted group members receive the group message from the subscriber without intervention. For example, as shown in FIG. 3C, since group member Aaron 205 is the only group member of group 210 to have generated a trust relationship with the subscriber 200, only group member Aaron 205 will receive the message 245 without challenge, while group members 240, 250, 260, and 270 will each refuse the message 245 unless the subscriber 200 also passes an additional challenge and response with those corresponding group members.

Accordingly, implementations of the present invention provide a wide range of flexibility for distributing group messages inside and outside of group lists. Furthermore, implementations of the present invention provide increased efficiency for distributing group messages that are also appropriate to be viewed by group non-members. In addition, implementations of the present invention allow group messages to be distributed to group non-members only on a

trusted basis, thereby improving distribution techniques without significantly limiting issues associated with receiving and delivering unsolicited messages.

The present invention may be embodied in other specific forms without departing from its spirit or essential characteristics. The described embodiments are to be considered in all respects only as illustrative and not restrictive. The scope of the invention is, therefore, indicated by the appended claims rather than by the foregoing description. All changes that come within the meaning and range of equivalency of the claims are to be embraced within their scope.

I claim:

1. In a computerized environment that includes an electronic messaging service, a group member, and one or more group lists associated with the group member, a method of relaying a group message between a subscriber and one or more group members in the one or more group lists without the subscriber having to separately join the one or more group lists, the method comprising the acts of:

identifying a group list and one or more group members of the group list;

sending a trust indicator by a subscriber who is not a member of the group list to one of the one or more group members, the trust indicator comprising an electronic message sent to the one group member, the trust indicator indicating a request to send or receive electronic communication with a group list associated with the one or more group members without the subscriber becoming a member of the group list;

sending a trust acceptance indicator by the one group member to the subscriber who is not a member of the group list, the trust acceptance indicator indicating that the one group member has accepted the trust indicator;

generating a relay mechanism based on a trust relationship created between the subscriber and the one group member by acceptance of the trust indicator even though the subscriber is not a member of the group list such that the subscriber can receive group messages sent to the identified group list, the relay mechanism comprising an address forwarding file in the group list that includes an electronic address associated with the subscriber;

relaying to the subscriber a group message sent by any of the one or more group members to the group list without the subscriber being a member of the group list; and

relaying to the group list a group message sent by the subscriber without the subscriber being a member of the group list, such that the one group member that sent the trust acceptance indicator receives the group message from the subscriber without requiring a response to a challenge from the subscriber, but one or more other group members receive the group message from the subscriber subject to a receive setting that requires a response to a challenge from the subscriber.

2. The method as recited in claim 1, wherein identifying a group list and one or more group members of the group list includes one or more of the subscriber receiving an electronic message from the one group member, and the subscriber receiving a digital signature associated with the one group member.

3. The method as recited in claim 1, wherein the trust indicator includes an identifier for at least one of a specific group list associated with the one group member, an electronic message address for the subscriber, a username and password associated with the subscriber, and a digital signature associated with the subscriber.

4. The method as recited in claim 1, wherein the one group member is the creator of the group list.

11

5. The method as recited in claim 1, wherein the trust indicator includes a request to receive group list messages from additional group lists associated with the one group member.

6. The method as recited in claim 1, further comprising the one group member sending a challenge message to the subscriber that requests a specified response from the subscriber prior to accepting the trust indicator.

7. The method as recited in claim 1, further comprising generating an approval list, the approval list including one or more trusted subscribers, one or more corresponding routing instructions, and a set of instructions for allowing the one or more trusted subscribers to receive messages from the group list.

8. The method as recited in claim 1, wherein at least first and second group lists are associated with the one group member, and wherein each of the first and second group lists have a different trust configuration that differentiates sending or receiving of a group message based on content of the group message.

9. The method as recited in claim 8, wherein the method further comprises an act of:

sending a first group message by the one group member to other of the one or more group members in the first group list based on content identified in the first group message, wherein the subscriber does not receive the first group message; and

sending a second group message by the one group member to the other of the one or more group members and to the subscriber of the first group list based on the content of the second group message.

10. The method as recited in claim 1, wherein the identified group list comprises a non-trusted second group member, and wherein a receive setting is associated with one or more of the identified group list and the non-trusted second group member.

11. The method as recited in claim 10, wherein the receive setting indicates that the non-trusted second group member can receive a group message sent by the subscriber to the identified group list.

12. The method as recited in claim 10, wherein the subscriber is identified as part of a sub-class, and wherein the receive setting indicates that the non-trusted second group member can receive a group message sent by any subscriber that is part of the sub-class.

13. The method as recited in claim 10, wherein a second group list is subscribed to the identified group list, and wherein a group message sent by the subscriber to the group list is also sent to the second group list.

14. In a computerized environment that includes an electronic messaging service, a group member, and one or more group lists associated with the group member, a method of communicating a group message between a subscriber and one or more group members in the one or more group lists without the subscriber having to separately join the one or more group lists, the method comprising:

an act of identifying a group member;

a step for creating an electronic message trust relationship between a subscriber and the identified group member using a trust indicator, the step for creating an electronic message trust relationship comprising an act of sending the trust indicator by the subscriber who is not a member of one or more group lists associated with the identified group member to the identified group member, the trust indicator comprising an electronic message sent to the identified group member, the trust indicator indicating a request to send or receive electronic communication

12

with the one or more group lists without the subscriber becoming a member of the one or more group lists;

a step for generating a relay mechanism based on the trust relationship created between the subscriber and the identified group member such that the subscriber can communicate with the one or more group lists without requiring the subscriber to join the one or more group lists, the one or more group lists including a first group list and the relay mechanism comprising an address forwarding file in the first group list including an electronic address associated with the subscriber;

a step for relaying a group message to the first group list from the subscriber without the subscriber being a member of the first group list, such that the identified group member receives the group message from the subscriber without requiring a response to a challenge from the subscriber, but at least one additional group member belonging to the first group list receives the group message from the subscriber subject to a receive setting that requires a response to a challenge from the subscriber; and

a step for relaying a group message from the at least one additional group member to the subscriber without the subscriber being a member of the first group list, such that the subscriber receives the group message from the at least one additional group member without challenge.

15. The method as recited in claim 14, wherein the step for creating an electronic message trust relationship further comprises:

an act of receiving a trust acceptance indicator that indicates that the group member has accepted the trust indicator, wherein the subscriber gains communicative access to a group list associated with the group member; and

an act of sending a group message from the group member or any other group members of the associated group list to the group list, such that the subscriber receives the group message.

16. In a computerized system, including a group member, and one or more group lists associated with the group member, a method for relaying messages between group members of a group list and a subscriber based on one or more trust relationships, the method comprising:

an act of a group member of a group list accepting a trust indicator from a subscriber who is not a member of the group list such that the group member is a trusted group member and without the subscriber becoming a member of the group list, the trust indicator comprising an electronic message sent to the trusted group member, the trust indicator indicating a request to send or receive electronic communication with the group list without the subscriber becoming a member of the group list;

a step for, based on the accepted trust indicator and without the subscriber being a member of the group list, relaying a group message to the group list from the subscriber, such that the group member that sent accepted the trust indicator receives the group message from the subscriber without requiring a response to a challenge from the subscriber, but a non-trusted group member receives the group message from the subscriber subject to a receive setting that requires a response to a challenge from the subscriber; and

a step for, based on the accepted trust indicator and without the subscriber being a member of the group list, relaying a group message from any group member of the group

13

list to the subscriber, such that the subscriber receives the group message from any group member without challenge.

17. The method as recited in claim 16, wherein the step for relaying a group message to the group list from the subscriber comprises:

- an act of the subscriber sending a group message to the group list;
- an act of the trusted group member receiving the group message from the subscriber; and
- an act of the non-trusted group member challenging the group message from the subscriber based on the receive setting.

18. The method as recited in claim 16, wherein first and second group messages are created by any of the trusted or non-trusted group members and sent to the group list, and wherein the subscriber receives the first group message based on content identified in the first group message, and wherein the subscriber does not receive the second group message due to content identified in the second group message.

19. In a computerized environment that includes an electronic messaging service, a group member, and one or more group lists associated with the group member, a computer program product comprising non-transitory computer readable storage media having stored thereon computer-readable instructions that, when executed by a processor, instruct a computerized system to perform:

- an act of identifying a group member; a step for creating an electronic message trust relationship between a subscriber and the identified group member using a trust indicator, the step for creating an electronic message trust relationship including an act of sending the trust indicator by the subscriber who is not a member of one or more group lists associated with the identified group member to the identified group member, the trust indicator comprising an electronic message, the trust indicator indicating a request to send or receive electronic communication with the one or more group lists without the subscriber becoming a member of the one or more group lists;

a step for generating a relay mechanism based on the trust relationship created between the subscriber and the identified group member such that the subscriber can communicate with the one or more group lists without requiring the subscriber to join the one or more group lists, the one or more group lists including a first group list and the relay mechanism comprising an address forwarding file in the first group list that includes an electronic address associated with the subscriber;

a step for relaying a group message to the first group list from the subscriber without the subscriber being a member of the first group list, such that the identified group member receives the group message from the subscriber without requiring a response to a challenge from the subscriber, but at least one additional group member belonging to the first group list receives the group message from the subscriber subject to a receive setting that requires a response to a challenge from the subscriber; and

a step for relaying a group message from the at least one additional group member to the subscriber without the subscriber being a member of the first group list, such that the subscriber receives the group message from the at least one additional group member without challenge.

20. The computer program product as recited in claim 19, wherein the step for creating an electronic message trust

14

relationship further includes an act of receiving a trust acceptance indicator that indicates that the group member has accepted the trust indicator, wherein the subscriber gains communicative access to a group list associated with the group member; and

- an act of sending a group message from the group member or any other group members of the associated group list to the group list, such that the subscriber receives the group message.

21. The computer program product as recited in claim 19, wherein the step for relaying a group message to the first group list from the subscriber comprises:

- an act of the subscriber sending a group message to the first group list;
- an act of the identified group member receiving the group message from the subscriber; and
- an act of the at least one additional group member challenging the group message from the subscriber based on the receive setting.

22. In a computerized environment that includes an electronic messaging service, a group member, and one or more group lists associated with the group member, a method of relaying a group message between a subscriber and one or more group members in the one or more group lists without the subscriber having to separately join the one or more group lists, the method comprising the acts of:

- identifying a group list and one or more group members of the group list;
- sending a trust indicator by a subscriber who is not a member of the group list to one of the one or more group members, the trust indicator comprising an electronic message sent to the one group member, the trust indicator indicating a request to send or receive electronic communication with a group list associated with the one or more group members without the subscriber becoming a member of the group list, wherein the trust indicator includes an identifier for at least one of a specific group list associated with the one group member, an electronic message address for the subscriber, a username and password associated with the subscriber, or a digital signature associated with the subscriber;

sending a trust acceptance indicator by the one group member to the subscriber who is not a member of the group list, the trust acceptance indicator indicating that the one group member has accepted the trust indicator;

generating a relay mechanism based on a trust relationship created between the subscriber and the one group member by acceptance of the trust indicator even though the subscriber is not a member of the group list such that the subscriber can receive group messages sent to the identified group list, the relay mechanism comprising an address forwarding file in the group list that includes an electronic address associated with the subscriber;

relaying to the subscriber a group message sent by any of the one or more group members to the group list without the subscriber being a member of the group list; and

relaying to the group list a group message sent by the subscriber without the subscriber being a member of the group list, such that the one group member that sent the trust acceptance indicator receives the group message from the subscriber without requiring a response to a challenge from the subscriber, but one or more other group members receive the group message from the subscriber subject to a receive setting that requires a response to a challenge from the subscriber.